

FCC Radio Test Report

FCC ID : TVE-5108TQ56462
Equipment : Secured Wireless Access Point
Brand Name : FORTINET
Model Name : FortiAP 432Gxxxxxx, FAP-432Gxxxxxx,
FORTIAP-432Gxxxxxx (Where "x" can be used as "A-Z",
or "0-9", or "-", or blank for software changes or
marketing purposes only)
Applicant : Fortinet, Inc.
909 Kifer Road, Sunnyvale, CA 94086, USA
Manufacturer : Fortinet, Inc.
909 Kifer Road, Sunnyvale, CA 94086, USA
Standard : 47 CFR FCC Part 15.407

The product was received on Aug. 24, 2023, and testing was started from Nov. 17, 2023 and completed on Jun. 28, 2024. We, SPORTON INTERNATIONAL INC. Hsinhua Laboratory, would like to declare that the tested sample has been evaluated in accordance with the procedures given in ANSI C63.10-2013 and shown compliance with the applicable technical standards.

The test results in this variant report apply exclusively to the tested model / sample. Without written approval of SPORTON INTERNATIONAL INC. Hsinhua Laboratory, the test report shall not be reproduced except in full.



Approved by: Jackson Tsai

SPORTON INTERNATIONAL INC. Hsinhua Laboratory

No.52, Huaya 1st Rd., Guishan Dist., Taoyuan City 333411, Taiwan (R.O.C.)



Table of Contents

HISTORY OF THIS TEST REPORT3

SUMMARY OF TEST RESULT4

1 GENERAL DESCRIPTION5

1.1 Information.....5

1.2 Testing Applied Standards15

1.3 Testing Location Information15

1.4 Measurement Uncertainty16

2 TEST CONFIGURATION OF EUT.....17

2.1 Test Channel Mode17

2.2 The Worst Case Measurement Configuration.....22

2.3 Accessories23

2.4 Support Equipment.....23

2.5 Test Setup Diagram24

3 TRANSMITTER TEST RESULT26

3.1 Emission Bandwidth26

3.2 Maximum Conducted Output Power27

3.3 Peak Power Spectral Density.....29

3.4 Unwanted Emissions.....31

4 TEST EQUIPMENT AND CALIBRATION DATA.....34

APPENDIX A. TEST RESULTS OF EMISSION BANDWIDTH

APPENDIX B. TEST RESULTS OF MAXIMUM CONDUCTED OUTPUT POWER

APPENDIX C. TEST RESULTS OF PEAK POWER SPECTRAL DENSITY

APPENDIX D. TEST RESULTS OF UNWANTED EMISSIONS

APPENDIX E. TEST PHOTOS

PHOTOGRAPHS OF EUT V01



History of this test report

Report No.	Version	Description	Issued Date
FR362304-01AN	01	Initial issue of report	Jul. 31, 2024



Summary of Test Result

Report Clause	Ref. Std. Clause	Test Items	Result (PASS/FAIL)	Remark
1.1.2	15.203	Antenna Requirement	PASS	-
3.1	15.407(a)	Emission Bandwidth	PASS	-
3.2	15.407(a)	Maximum Conducted Output Power	PASS	-
3.3	15.407(a)	Peak Power Spectral Density	PASS	-
3.4	15.407(b)	Unwanted Emissions	PASS	-

Declaration of Conformity:
The test results with all measurement uncertainty excluded are presented in accordance with the regulation limits or requirements declared by manufacturers.
Comments and explanations:
None

Reviewed by: Terry Chang

Report Producer: Amber Chiu



1 General Description

1.1 Information

1.1.1 RF General Information

Radio 2

Frequency Range (MHz)	IEEE Std. 802.11	Ch. Frequency (MHz)	Channel Number
5250-5350	a, n (HT20), ac (VHT20), ax (HEW20)	5260-5320	52-64 [4]
5470-5725		5500-5700	100-140 [11]
Straddle 5720		5720	144 [1]
5250-5350	n (HT40), ac (VHT40), ax (HEW40)	5270-5310	54-62 [2]
5470-5725		5510-5670	102-134 [5]
Straddle 5710		5710	142 [1]
5250-5350	ac (VHT80), ax (HEW80)	5290	58 [1]
5470-5725		5530-5610	106-122 [2]
Straddle 5690		5690	138 [1]

Non-Beamforming_Radio 2

Band	Mode	BWch (MHz)	Nant
5.15-5.25GHz	802.11a	20	4TX
5.25-5.35GHz	802.11a	20	4TX
5.47-5.725GHz	802.11a	20	4TX
5.725-5.85GHz	802.11a	20	4TX
5.15-5.25GHz	802.11ax HEW20	20	4TX
5.25-5.35GHz	802.11ax HEW20	20	4TX
5.47-5.725GHz	802.11ax HEW20	20	4TX
5.725-5.85GHz	802.11ax HEW20	20	4TX
5.15-5.25GHz	802.11ax HEW40	40	4TX
5.25-5.35GHz	802.11ax HEW40	40	4TX
5.47-5.725GHz	802.11ax HEW40	40	4TX
5.725-5.85GHz	802.11ax HEW40	40	4TX
5.15-5.25GHz	802.11ax HEW80	80	4TX
5.25-5.35GHz	802.11ax HEW80	80	4TX
5.47-5.725GHz	802.11ax HEW80	80	4TX
5.725-5.85GHz	802.11ax HEW80	80	4TX
5.15-5.25GHz	802.11ax HEW80+80	80+80	2TX(Port 1/2)
5.25-5.35GHz	802.11ax HEW80+80	80+80	2TX(Port 3/4)
5.47-5.725GHz	802.11ax HEW80+80	80+80	4TX



Beamforming_Radio 2

Band	Mode	BWch (MHz)	Nant
5.25-5.35GHz	802.11ax HEW20-BF	20	4TX
5.47-5.725GHz	802.11ax HEW20-BF	20	4TX
5.725-5.85GHz	802.11ax HEW20-BF	20	4TX
5.25-5.35GHz	802.11ax HEW40-BF	40	4TX
5.47-5.725GHz	802.11ax HEW40-BF	40	4TX
5.725-5.85GHz	802.11ax HEW40-BF	40	4TX
5.25-5.35GHz	802.11ax HEW80-BF	80	4TX
5.47-5.725GHz	802.11ax HEW80-BF	80	4TX
5.725-5.85GHz	802.11ax HEW80-BF	80	4TX
5.15-5.25GHz	802.11ax HEW80+80-BF	80+80	2TX(Port 1/2)
5.25-5.35GHz	802.11ax HEW80+80-BF	80+80	2TX(Port 3/4)
5.47-5.725GHz	802.11ax HEW80+80-BF	80+80	4TX



Radio 2(Low Band)

Frequency Range (MHz)	IEEE Std. 802.11	Ch. Frequency (MHz)	Channel Number
5250-5350	a, n (HT20), ac (VHT20), ax (HEW20)	5260-5320	52-64 [4]
5250-5350	n (HT40), ac (VHT40), ax (HEW40)	5270-5310	54-62 [2]
5250-5350	ac (VHT80), ax (HEW80)	5290	58 [1]

Non-Beamforming_Radio 2(Low Band)

Band	Mode	BWch (MHz)	Nant
5.25-5.35GHz	802.11a	20	4TX
5.25-5.35GHz	802.11ax HEW20	20	4TX
5.25-5.35GHz	802.11ax HEW40	40	4TX
5.25-5.35GHz	802.11ax HEW80	80	4TX
5.15-5.25GHz	802.11ax HEW80+80	80+80	2TX(Port 1/2)
5.25-5.35GHz	802.11ax HEW80+80	80+80	2TX(Port 3/4)

Beamforming_Radio 2(Low Band)

Band	Mode	BWch (MHz)	Nant
5.25-5.35GHz	802.11ax HEW20-BF	20	4TX
5.25-5.35GHz	802.11ax HEW40-BF	40	4TX
5.25-5.35GHz	802.11ax HEW80-BF	80	4TX
5.15-5.25GHz	802.11ax HEW80+80-BF	80+80	2TX(Port 1/2)
5.25-5.35GHz	802.11ax HEW80+80-BF	80+80	2TX(Port 3/4)



Radio 3(High Band)

Frequency Range (MHz)	IEEE Std. 802.11	Ch. Frequency (MHz)	Channel Number
5470-5725	a, n (HT20), ac (VHT20),	5500-5700	100-140 [11]
Straddle 5720	ax (HEW20)	5720	144 [1]
5470-5725	n (HT40), ac (VHT40),	5510-5670	102-134 [5]
Straddle 5710	ax (HEW40)	5710	142 [1]
5470-5725	ac (VHT80), ax (HEW80)	5530-5610	106-122 [2]
Straddle 5690		5690	138 [1]
5470-5725	ac (VHT160), ax (HEW160)	5570	114 [1]

Non-Beamforming_Radio 3(High Band)

Band	Mode	BWch (MHz)	Nant
5.47-5.725GHz	802.11a	20	4TX
5.725-5.85GHz	802.11a	20	4TX
5.47-5.725GHz	802.11ax HEW20	20	4TX
5.725-5.85GHz	802.11ax HEW20	20	4TX
5.47-5.725GHz	802.11ax HEW40	40	4TX
5.725-5.85GHz	802.11ax HEW40	40	4TX
5.47-5.725GHz	802.11ax HEW80	80	4TX
5.725-5.85GHz	802.11ax HEW80	80	4TX
5.47-5.725GHz	802.11ax HEW160	160	4TX

Beamforming_Radio 3(High Band)

Band	Mode	BWch (MHz)	Nant
5.47-5.725GHz	802.11ax HEW20-BF	20	4TX
5.725-5.85GHz	802.11ax HEW20-BF	20	4TX
5.47-5.725GHz	802.11ax HEW40-BF	40	4TX
5.725-5.85GHz	802.11ax HEW40-BF	40	4TX
5.47-5.725GHz	802.11ax HEW80-BF	80	4TX
5.725-5.85GHz	802.11ax HEW80-BF	80	4TX
5.47-5.725GHz	802.11ax HE160-BF	160	4TX



Note:

- ♦ 11a, HT20 and HT40 use a combination of OFDM-BPSK, QPSK, 16QAM, 64QAM modulation.
- ♦ VHT20, VHT40, VHT80 use a combination of OFDM-BPSK, QPSK, 16QAM, 64QAM, 256QAM modulation.
- ♦ HEW20, HEW40, HEW80 use a combination of OFDMA-BPSK, QPSK, 16QAM, 64QAM, 256QAM, 1024QAM modulation.
- ♦ BWch is the nominal channel bandwidth.
- ♦ Evaluated HEW20/HEW40/HEW80 mode only due to the similar modulation. The power setting of HT20/HT40/VHT20/VHT40/VHT80 mode are the same or lower than HEW20/HEW40/HEW80.(Radio 2)
- ♦ Evaluated HEW20/HEW40/HEW80/HEW160 mode only due to the similar modulation. The power setting of HT20/HT40/VHT20/VHT40/VHT80/VHT160 mode are the same or lower than HEW20/HEW40/HEW80/HEW160.(Radio 3)

1.1.2 Table for 80+80 MHz Mode

Radio 2

Type	Channel No.	Frequency
13	42+58	5210+5290 MHz
14	106+122	5530+5610 MHz

1.1.3 Antenna Information

Ant.	Port	Brand	Model Name	Antenna Type	Connector	Support
1	1	SENAO	5718A0729300	Dipole	N-type	2.4G+5G
2	2	SENAO	5718A0729300	Dipole	N-type	2.4G+5G
3	3	SENAO	5718A0729300	Dipole	N-type	2.4G+5G
4	4	SENAO	5718A0729300	Dipole	N-type	2.4G+5G
5	1	SENAO	5718A0727300	Dipole	N-type	2.4G+5G+6E
6	2	SENAO	5718A0727300	Dipole	N-type	2.4G+5G+6E
7	3	SENAO	5718A0727300	Dipole	N-type	2.4G+5G+6E
8	4	SENAO	5718A0727300	Dipole	N-type	2.4G+5G+6E
9	1	SENAO	5718A0618300	Dipole	N-type	BT/Zigbee
10	1	Quectel	7102A0652000	Patch	I-Pex	GPS



Gain (dBi)							Remark		
Ant.	Port	2.4G	5G	6G	BT& Zigbee	GPS			
1	1	4.82	5.89	-	-	-	Radio 1_ 2.4G 4*4	Radio 2_ 5G 4*4	Radio 2 (Low Band) (5G Band1/2) 4*4
2	2	4.76	6.01	-	-	-			
3	3	5.03	6.4	-	-	-			
4	4	4.78	6.14	-	-	-			
5	1	4.26	5.75	5.8	-	-	Radio 3_ 6G 4*4	Radio 3 2.4G/5G/6G 2*2 Scan Radio	Radio 3 (High Band) (5G Band3/4) 4*4
6	2	4.45	5.54	5.95	-	-			
7	3	4.81	5.5	5.65	-	-			
8	4	4.86	5.72	5.8	-	-			
9	1	-	-	-	4.71	-	-		
10	1	-	-	-	-	2	-		

Note 1: The EUT has ten antennas.

Note 2: Directional gain information

	Maximum Output Power	Power Spectral Density
Non-BF	Directional gain = Max.gain + array gain. For power measurements on IEEE 802.11 devices Array Gain = 0 dB (i.e., no array gain) for N ANT ≤ 4	$DirectionalGain = 10 \cdot \log \left[\frac{\sum_{j=1}^{N_{RF}} \left\{ \sum_{k=1}^{N_{ANT}} g_{j,k} \right\}^2}{N_{ANT}} \right]$
BF	$DirectionalGain = 10 \cdot \log \left[\frac{\sum_{j=1}^{N_{RF}} \left\{ \sum_{k=1}^{N_{ANT}} g_{j,k} \right\}^2}{N_{ANT}} \right]$	$DirectionalGain = 10 \cdot \log \left[\frac{\sum_{j=1}^{N_{RF}} \left\{ \sum_{k=1}^{N_{ANT}} g_{j,k} \right\}^2}{N_{ANT}} \right]$



For 2.4GHz function:

< Radio 1 >

For IEEE 802.11b/g/n/VHT/ax mode (4TX/4RX)

Ant.1 (port 1), Ant.2 (port 2), Ant.3 (port 3), Ant.4 (port 4) could transmit/receive simultaneously.

< Radio 3 > < Scan >

For IEEE 802.11b/g/n/VHT/ax mode (2RX)

Ant.5 (port 1), Ant.7 (port 3) can be used as receiving.

For 5GHz function:

< Radio 2 >

For IEEE 802.11a/n/ac/ax mode (4TX/4RX)

Ant.1 (port 1), Ant.2 (port 2), Ant.3 (port 3), Ant.4 (port 4) could transmit/receive simultaneously.

< Radio 3 > < Scan >

For IEEE 802.11a/n/ac/ax mode (2RX)

Ant.5 (port 1), Ant.7 (port 3) can be used as receiving.

< Radio 2 > < Low Band >

For IEEE 802.11a/n/ac/ax mode (4TX/4RX)

Ant.1 (port 1), Ant.2 (port 2), Ant.3 (port 3), Ant.4 (port 4) could transmit/receive simultaneously.

< Radio 3 > < High Band >

For IEEE 802.11a/n/ac/ax mode (4TX/4RX)

Ant.5 (port 1), Ant.6 (port 2), Ant.7 (port 3), Ant.8 (port 4) could transmit/receive simultaneously.

For 6GHz function:

< Radio 3 >

For IEEE 802.11a/ax mode (4TX/4RX)

Ant.5 (port 1), Ant.6 (port 2), Ant.7 (port 3), Ant.8 (port 4) could transmit/receive simultaneously.

< Radio 3 > < Scan >

For IEEE 802.11a/n/ac/ax mode (2RX)

Ant.5 (port 1), Ant.7 (port 3) can be used as receiving.

For Bluetooth function:

For Bluetooth mode (1TX/1RX)

Only Ant.9 can be used as transmitting/receiving.

For GPS function:

For GPS mode (1RX)

Only Ant.10 can be used as receiving.



1.1.4 EUT Information

Operational Condition				
EUT Power Type	From PoE			
EUT Function	<input type="checkbox"/>	Outdoor AP	<input checked="" type="checkbox"/>	Indoor AP
	<input type="checkbox"/>	Fixed P2P AP	<input type="checkbox"/>	Client
Beamforming Function	<input checked="" type="checkbox"/>	With beamforming	<input type="checkbox"/>	Without beamforming
TPC Function	<input checked="" type="checkbox"/>	With TPC Function	<input type="checkbox"/>	Without TPC Function
Weather Band	<input checked="" type="checkbox"/>	With 5600~5650MHz	<input type="checkbox"/>	Without 5600~5650MHz
Resource Unit(802.11ax)	<input checked="" type="checkbox"/>	Full RU	<input type="checkbox"/>	Partial RU
Type of EUT				
<input checked="" type="checkbox"/>	Stand-alone			
<input type="checkbox"/>	Combined (EUT where the radio part is fully integrated within another device)			
	Combined Equipment - Brand Name / Model No.: ...			
<input type="checkbox"/>	Plug-in radio (EUT intended for a variety of host systems)			
	Host System - Brand Name / Model No.:			
<input type="checkbox"/>	Other:			

1.1.5 Mode Test Duty Cycle

Non-Beamforming_Radio 2

Mode	DC	DC(dB)	DCF	VBW(Hz) ≥ 1/T
802.11a_Nss1,(6Mbps)_4TX	0.942	0.26	1.978m	1k
802.11ax HEW20_Nss1,(MCS0)_4TX	0.956	0.2	5.453m	300
802.11ax HEW40_Nss1,(MCS0)_4TX	0.947	0.24	5.453m	300
802.11ax HEW80_Nss1,(MCS0)_4TX	0.947	0.24	5.453m	300
802.11ax HEW80+80_Nss1,(MCS0)_2TX(Port1&Port2)	0.946	0.24	5.447m	300
802.11ax HEW80+80_Nss1,(MCS0)_2TX(Port3&Port4)	0.946	0.24	5.447m	300
802.11ax HEW80+80_Nss1,(MCS0)_4TX	0.943	0.25	5.453m	300

Note. If DC < 0.98, the DCF was added while measuring Output power and PSD.



Non-Beamforming_Radio 2(Low Band)

Mode	DC	DC(dB)	DCF	VBW(Hz) ≥ 1/T
802.11a_Nss1,(6Mbps)_4TX	0.95	0.22	1.978m	1k
802.11ax HEW20_Nss1,(MCS0)_4TX	0.941	0.26	5.446m	300
802.11ax HEW40_Nss1,(MCS0)_4TX	0.945	0.25	5.453m	300
802.11ax HEW80_Nss1,(MCS0)_4TX	0.946	0.24	5.453m	300
802.11ax HEW80+80_Nss1,(MCS0)_2TX(Port1&Port2)	0.945	0.25	5.452m	300
802.11ax HEW80+80_Nss1,(MCS0)_2TX(Port3&Port4)	0.945	0.25	5.452m	300

Note. If DC < 0.98, the DCF was added while measuring Output power and PSD.

Non-Beamforming_Radio 3(High Band)

Mode	DC	DC(dB)	DCF	VBW(Hz) ≥ 1/T
802.11a_Nss1,(6Mbps)_4TX	0.945	0.25	1.977m	1k
802.11ax HEW20_Nss1,(MCS0)_4TX	0.94	0.27	5.446m	300
802.11ax HEW40_Nss1,(MCS0)_4TX	0.935	0.29	5.446m	300
802.11ax HEW80_Nss1,(MCS0)_4TX	0.93	0.32	5.446m	300
802.11ax HEW160_Nss1,(MCS0)_4TX	0.929	0.32	5.446m	300

Note. If DC < 0.98, the DCF was added while measuring Output power and PSD.

Beamforming_Radio 2

Mode	DC	DC(dB)	DCF	VBW(Hz) ≥ 1/T
802.11ax HEW20-BF_Nss1,(MCS0)_4TX	0.94	0.27	3.449m	300
802.11ax HEW40-BF_Nss1,(MCS0)_4TX	0.954	0.2	3.449m	300
802.11ax HEW80-BF_Nss1,(MCS0)_4TX	0.95	0.22	3.701m	300
802.11ax HEW80+80-BF_Nss1,(MCS0)_2TX	0.948	0.23	3.894m	300
802.11ax HEW80+80-BF_Nss1,(MCS0)_4TX	0.948	0.23	3.894m	300

Note. If DC < 0.98, the DCF was added while measuring Output power and PSD.

Beamforming_Radio 2(Low Band)

Mode	DC	DC(dB)	DCF	VBW(Hz) ≥ 1/T
802.11ax HEW20-BF_Nss1,(MCS0)_4TX	0.943	0.25	3.441m	300
802.11ax HEW40-BF_Nss1,(MCS0)_4TX	0.955	0.2	3.441m	300
802.11ax HEW80-BF_Nss1,(MCS0)_4TX	0.95	0.22	3.693m	300
802.11ax HEW80+80-BF_Nss1,(MCS0)_4TX	0.945	0.25	3.893m	300

Note. If DC < 0.98, the DCF was added while measuring Output power and PSD.



Beamforming_Radio 3(High Band)

Mode	DC	DC(dB)	DCF	VBW(Hz) ≥ 1/T
802.11ax HEW20-BF_Nss1,(MCS0)_4TX	0.941	0.26	3.442m	300
802.11ax HEW40-BF_Nss1,(MCS0)_4TX	0.945	0.25	3.442m	300
802.11ax HEW80-BF_Nss1,(MCS0)_4TX	0.954	0.2	3.694m	300
802.11ax HEW160-BF_Nss1,(MCS0)_4TX	0.945	0.25	3.893m	300

Note. If DC < 0.98, the DCF was added while measuring Output power and PSD.

1.1.6 Table for Multiple Listing

The model names in the following table are all refer to the identical product.

Brand Name	Model Name	Description
FORTINET	FortiAP 432Gxxxxxx, FAP-432Gxxxxxx, FORTIAP-432Gxxxxxx (Where "x" can be used as "A-Z", or "0-9", or "-", or blank for software changes or marketing purposes only)	All the models are identical, the different model served as marketing strategy.

From the above models, model: FAP-432G was selected as representative model for the test and its data was recorded in this report.

1.1.7 Table for Permissive Change

This product is an extension of original one reported under Sporton project number: FR362304AN

Below is the table for the change of the product with respect to the original one.

Modifications	Performance Checking
Frequency bands U-NII-2A and U-NII-2C were added	Emission Bandwidth, Maximum Conducted Output Power, Peak Power Spectral Density and Unwanted Emissions above 1GHz were evaluated



1.2 Testing Applied Standards

According to the specifications of the manufacturer, the EUT must comply with the requirements of the following standards:

- ♦ 47 CFR FCC Part 15
- ♦ ANSI C63.10-2013
- ♦ KDB 789033 D02 v02r01

The following reference test guidance is not within the scope of accreditation of TAF:

- ♦ KDB 662911 D01 v02r01
- ♦ KDB 414788 D01 v01r01

1.3 Testing Location Information

Test Lab. : Sporton International Inc. Hsinhua Laboratory				
<input checked="" type="checkbox"/>	Hsinhua (TAF: 3785)	ADD: No.52, Huaya 1st Rd., Guishan Dist., Taoyuan City 333411, Taiwan (R.O.C.)		
		TEL: 886-3-327-3456	FAX: 886-3-327-0973	
Test site Designation No. TW3785 with FCC.				
Test Condition	Test Site No.	Test Engineer	Test Environment	Test Date
RF Conducted	TH07-HY	Xun Hsieh	22.2~23.6°C / 52~55%	19/Nov/2023~25/Mar/2024
RF Conducted (for 80+80M)	TH07-HY	Xun Hsieh	23.5~24.4°C / 55~58%	27/Jun/2024~28/Jun/2024
Radiated (Above 1GHz)	03CH02-HY	Darren Cho	20.7~21.2°C / 51~53%	17/Nov/2023~27/Dec/2023
Radiated_Radio 2 (Beamforming)	03CH02-HY	Vasari Huang	20.8~21.4°C / 50~52%	16/Feb/2024~25/Mar/2024
Radiated_Radio 2 (Low Band) (Beamforming)	03CH02-HY	Vasari Huang	20.8~21.4°C / 50~52%	19/Feb/2024~21/Feb/2024
Radiated_Radio 3 (High Band) (Beamforming)	03CH02-HY	Vasari Huang	20.8~21.4°C / 50~52%	19/Feb/2024~20/Feb/2024
Radiated_Radio 2 _Non-Beamforming (80+80M)	03CH02-HY	Daniel Lin	21.4~22.8°C / 53~56%	19/Jun/2024~20/Jun/2024
Radiated_Radio 2 _Beamforming (80+80M)	03CH02-HY	Jack Tang	21.4~23.4°C / 53~58%	20/Jun/2024~26/Jun/2024
<input type="checkbox"/>	Wen 33rd.St. (TAF: 3785)	ADD: No.14-1, Ln. 19, Wen 33rd St., Guishan Dist., Taoyuan City 333010, Taiwan (R.O.C.)		
		TEL: 886-3-318-0787	FAX: 886-3-318-0287	
Test site Designation No. TW0008 with FCC.				



1.4 Measurement Uncertainty

ISO/IEC 17025 requires that an estimate of the measurement uncertainties associated with the emissions test results be included in the report. The measurement uncertainties given below are based on a 95% confidence level (based on a coverage factor (k=2))

Test Items	Uncertainty	Remark
Emission Bandwidth	3 MHz	Confidence levels of 95%
Maximum Conducted Output Power	2 dB	Confidence levels of 95%
Power Spectral Density	2 dB	Confidence levels of 95%
Unwanted Emissions	4.8 dB	Confidence levels of 95%
Receiver Radiated Unwanted Emissions	4.8 dB	Confidence levels of 95%
Temperature	0.41 °C	Confidence levels of 95%
Humidity	3.4 %	Confidence levels of 95%



2 Test Configuration of EUT

2.1 Test Channel Mode

Test Software Version	qdart_conn.win.1.0_installer_00099.1
-----------------------	--------------------------------------

Non-Beamforming_Radio 2

Mode	Power Setting
802.11a_Nss1,(6Mbps)_4TX	-
5260MHz	12
5300MHz	12
5320MHz	12
5500MHz	12
5580MHz	12.5
5700MHz	11.5
5720MHz Straddle 5.47-5.725GHz	11.5
5720MHz Straddle 5.725-5.85GHz	11.5
802.11ax HEW20_Nss1,(MCS0)_4TX	-
5260MHz	12.5
5300MHz	12
5320MHz	12.5
5500MHz	13
5580MHz	13
5700MHz	12
5720MHz Straddle 5.47-5.725GHz	12.5
5720MHz Straddle 5.725-5.85GHz	12.5
802.11ax HEW40_Nss1,(MCS0)_4TX	-
5270MHz	15.5
5310MHz	15
5510MHz	15.5
5550MHz	16
5670MHz	14.5
5710MHz Straddle 5.47-5.725GHz	14.5
5710MHz Straddle 5.725-5.85GHz	14.5
802.11ax HEW80_Nss1,(MCS0)_4TX	-
5290MHz	14.5
5530MHz	16



Mode	Power Setting
5610MHz	17.5
5690MHz Straddle 5.47-5.725GHz	17.5
5690MHz Straddle 5.725-5.85GHz	17.5
802.11ax HEW80+80_Nss1,(MCS0)_2TX(Port1&Port2)	-
#5210MHz,5290MHz	13
802.11ax HEW80+80_Nss1,(MCS0)_2TX(Port3&Port4)	-
5210MHz,#5290MHz	13
802.11ax HEW80+80_Nss1,(MCS0)_4TX	-
#5530MHz,#5610MHz	13.5

Non-Beamforming_Radio 2(Low Band)

Mode	Power Setting
802.11a_Nss1,(6Mbps)_4TX	-
5260MHz	11.5
5300MHz	12
5320MHz	12.5
802.11ax HEW20_Nss1,(MCS0)_4TX	-
5260MHz	12
5300MHz	12
5320MHz	12
802.11ax HEW40_Nss1,(MCS0)_4TX	-
5270MHz	15
5310MHz	13.5
802.11ax HEW80_Nss1,(MCS0)_4TX	-
5290MHz	14
802.11ax HEW80+80_Nss1,(MCS0)_2TX(Port1&Port2)	-
#5210MHz,5290MHz	14
802.11ax HEW80+80_Nss1,(MCS0)_2TX(Port3&Port4)	-
5210MHz,#5290MHz	14



Non-Beamforming_Radio 3(High Band)

Mode	Power Setting
802.11a_Nss1,(6Mbps)_4TX	-
5500MHz	11
5580MHz	11.5
5700MHz	11
5720MHz Straddle 5.47-5.725GHz	12
5720MHz Straddle 5.725-5.85GHz	12
802.11ax HEW20_Nss1,(MCS0)_4TX	-
5500MHz	11
5580MHz	11.5
5700MHz	11
5720MHz Straddle 5.47-5.725GHz	11.5
5720MHz Straddle 5.725-5.85GHz	11.5
802.11ax HEW40_Nss1,(MCS0)_4TX	-
5510MHz	13.5
5550MHz	14
5670MHz	14
5710MHz Straddle 5.47-5.725GHz	13.5
5710MHz Straddle 5.725-5.85GHz	13.5
802.11ax HEW80_Nss1,(MCS0)_4TX	-
5530MHz	15
5610MHz	16
5690MHz Straddle 5.47-5.725GHz	16
5690MHz Straddle 5.725-5.85GHz	16
802.11ax HEW160_Nss1,(MCS0)_4TX	-
5570MHz	15



Beamforming_Radio 2

Mode	Power Setting
802.11ax HEW20-BF_Nss1,(MCS0)_4TX	-
5260MHz	17
5300MHz	16
5320MHz	16
5500MHz	17
5580MHz	16
5700MHz	16
5720MHz Straddle 5.47-5.725GHz	17
5720MHz Straddle 5.725-5.85GHz	17
802.11ax HEW40-BF_Nss1,(MCS0)_4TX	-
5270MHz	16
5310MHz	15
5510MHz	16
5550MHz	16
5670MHz	15
5710MHz Straddle 5.47-5.725GHz	16
5710MHz Straddle 5.725-5.85GHz	16
802.11ax HEW80-BF_Nss1,(MCS0)_4TX	-
5290MHz	16
5530MHz	16
5610MHz	15
5690MHz Straddle 5.47-5.725GHz	16
5690MHz Straddle 5.725-5.85GHz	16
802.11ax HEW80+80-BF_Nss1,(MCS0)_2TX(Port1&Port2)	-
#5210MHz,#5290MHz	18
802.11ax HEW80+80-BF_Nss1,(MCS0)_2TX(Port3&Port4)	-
5210MHz,#5290MHz	18
802.11ax HEW80+80-BF_Nss1,(MCS0)_4TX	-
#5530MHz,#5610MHz	16



Beamforming_Radio 2(Low Band)


Mode	Power Setting
802.11ax HEW20-BF_Nss1,(MCS0)_4TX	-
5260MHz	17
5300MHz	16
5320MHz	17
802.11ax HEW40-BF_Nss1,(MCS0)_4TX	-
5270MHz	16
5310MHz	16
802.11ax HEW80-BF_Nss1,(MCS0)_4TX	-
5290MHz	16
802.11ax HEW80+80-BF_Nss1,(MCS0)_2TX(Port1&Port2)	-
#5210MHz,5290MHz	18
802.11ax HEW80+80-BF_Nss1,(MCS0)_2TX(Port3&Port4)	-
5210MHz,#5290MHz	18

Beamforming_Radio 3(High Band)

Mode	Power Setting
802.11ax HEW20-BF_Nss1,(MCS0)_4TX	-
5500MHz	16
5580MHz	16
5700MHz	16
5720MHz Straddle 5.47-5.725GHz	17
5720MHz Straddle 5.725-5.85GHz	17
802.11ax HEW40-BF_Nss1,(MCS0)_4TX	-
5510MHz	16
5550MHz	17
5670MHz	15
5710MHz Straddle 5.47-5.725GHz	17
5710MHz Straddle 5.725-5.85GHz	17
802.11ax HEW80-BF_Nss1,(MCS0)_4TX	-
5530MHz	16
5610MHz	15
5690MHz Straddle 5.47-5.725GHz	17
5690MHz Straddle 5.725-5.85GHz	17
802.11ax HEW160-BF_Nss1,(MCS0)_4TX	-
5570MHz	15

2.2 The Worst Case Measurement Configuration

The Worst Case Mode for Following Conformance Tests	
Tests Item	Emission Bandwidth Maximum Conducted Output Power Peak Power Spectral Density
Test Condition	Conducted measurement at transmit chains

The Worst Case Mode for Following Conformance Tests	
Tests Item	Unwanted Emissions
Test Condition	Radiated measurement If EUT consist of multiple antenna assembly (multiple antenna are used in EUT regardless of spatial multiplexing MIMO configuration), the radiated test should be performed with highest antenna gain of each antenna type.
Operating Mode > 1GHz	CTX
1	PoE Mode
Orthogonal Planes of EUT	Y Plane
	

The Worst Case Mode for Following Conformance Tests	
Tests Item	Simultaneous Transmission Analysis
Operating Mode	CTX
1	Radio 1:2.4G + Radio 2:5G full + BT
2	Radio 1:2.4G + Radio 2:5G Low band(Band1/2) + Radio 3: 5G High band(Band3/4) + BT
3	Radio 1:2.4G + Radio 2:5G full + Zigbee
4	Radio 1:2.4G + Radio 2:5G Low band(Band1/2) + Radio 3: 5G High band(Band3/4) + Zigbee
Refer to Sporton Test Report No.: FA362304-01 for Co-location RF Exposure Evaluation.	

2.3 Accessories

Accessories				
PoE Adapter	Brand Name	Senao Inc.	Model Name	PIN060-54PR
	Power Rating	I/P: 100 - 240 Vac, 1.5 A, 50-60 Hz, O/P: 54 Vdc, 1.11 A		
AC Cord	Brand Name	I-SHENG	Model Name	AC CORD 600mm
	Signal Line	0.5 meter, shielded cable, w/o ferrite core		
BRACKET POLE MOUNT	Brand Name	CUN SHENG	Model Name	BRACKET POLE MOUNT LFP
BRACKET WALL MOUNT	Brand Name	Enrack	Model Name	BRACKET WALL MOUNT
Pole Mount Bracket	Brand Name	CUN SHENG	Model Name	6301A2873010
Ground Wire	Brand Name	BO YAO	Model Name	WIRE GEN AWG10 180cm
	Signal Line	1.8 meter, shielded cable, w/o ferrite core		

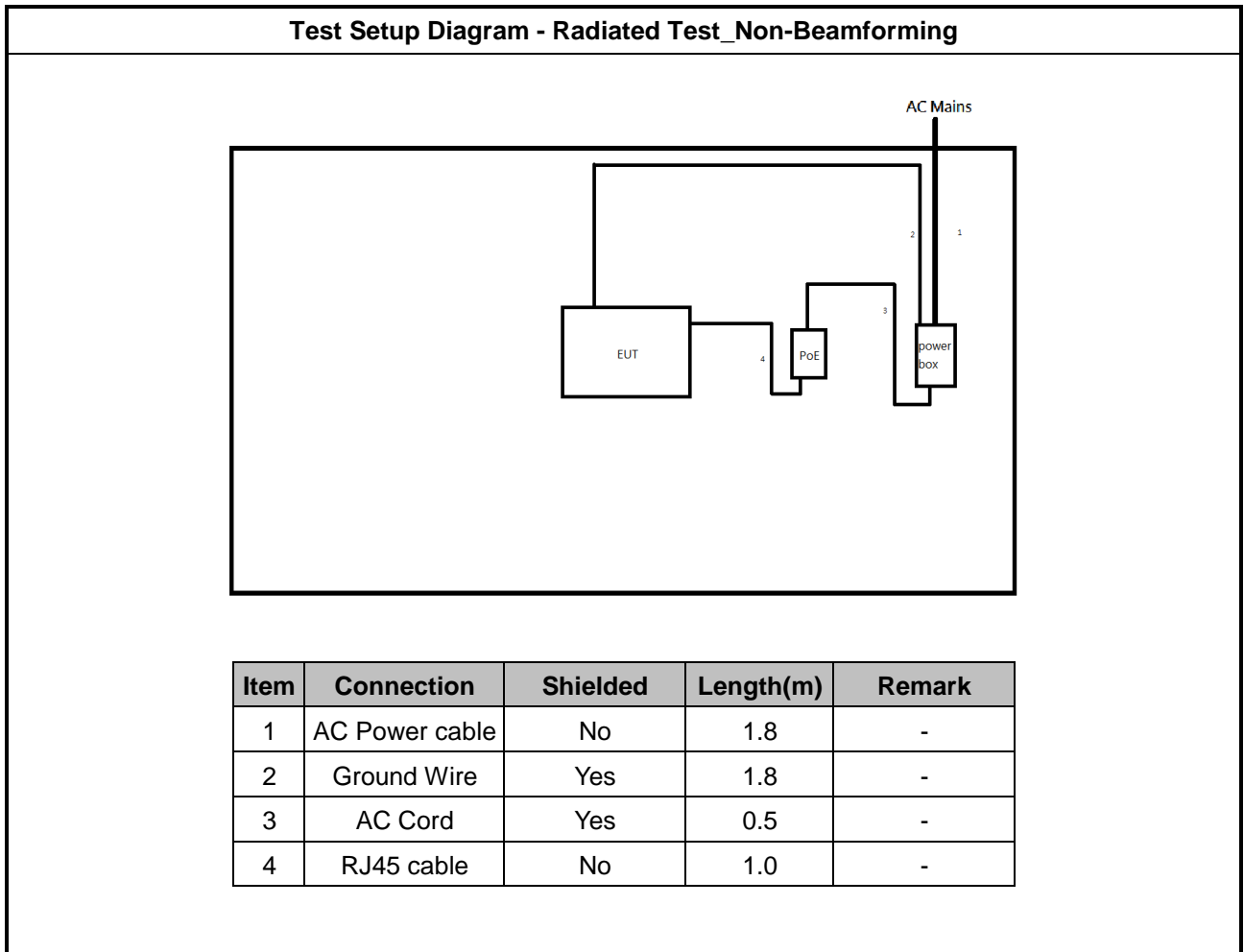
Reminder: Regarding to more detail and other information, please refer to user manual.

2.4 Support Equipment

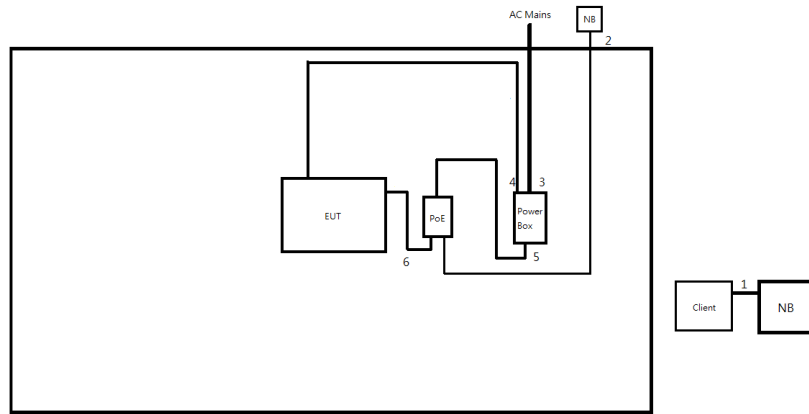
Support Equipment – Conducted					
No.	Equipment	Brand Name	Model Name	FCC ID	Remark
1	Notebook	DELL	E5410	-	-
2	Adapter for NB	DELL	HA65NM130	-	-
3	PoE	Senao Inc.	PIN060-54PR	-	Provided by Customer

Support Equipment – Radiated					
No.	Equipment	Brand Name	Model Name	FCC ID	Remark
1	RJ45 cable	Power Sync	CAT-6E-01	-	-
2	RJ45 cable	Power Sync	CAT-6E-10	-	-
3	Notebook*2 (Remote)	DELL	E5410	-	-
4	RJ45 cable (Remote)	Power Sync	CAT-6E-01	-	-

2.5 Test Setup Diagram



Test Setup Diagram - Radiated Test_Beamforming



Item	Connection	Shielded	Length(m)	Remark
1	RJ45 cable	No	1.0	-
2	RJ45 cable	No	10.0	-
3	AC Power cable	No	1.8	-
4	Ground Wire	Yes	1.8	-
5	AC Cord	Yes	0.5	-
6	RJ45 cable	No	1.0	-

3 Transmitter Test Result

3.1 Emission Bandwidth

3.1.1 Emission Bandwidth Limit

Emission Bandwidth Limit	
UNII Devices	
<input checked="" type="checkbox"/>	For the 5.15-5.25 GHz band, N/A
<input checked="" type="checkbox"/>	For the 5.25-5.35 GHz band, N/A
<input checked="" type="checkbox"/>	For the 5.47-5.725 GHz band, N/A
<input checked="" type="checkbox"/>	For the 5.725-5.85 GHz band, 6 dB emission bandwidth \geq 500kHz.

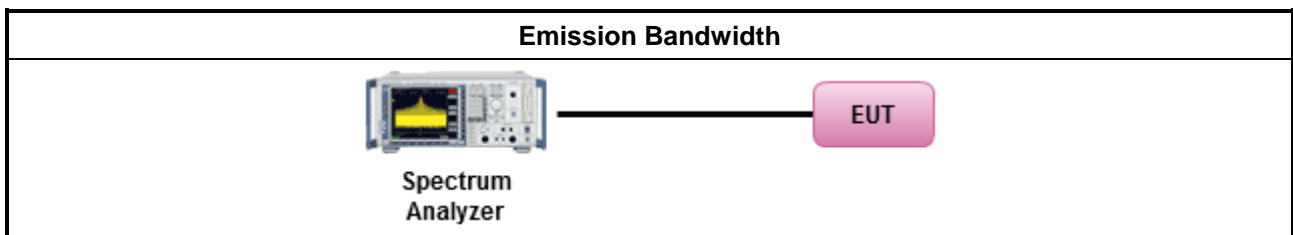
3.1.2 Measuring Instruments

Refer a test equipment and calibration data table in this test report.

3.1.3 Test Procedures

Test Method	
<ul style="list-style-type: none"> ▪ For the emission bandwidth shall be measured using one of the options below: 	
<input checked="" type="checkbox"/>	Refer as KDB 789033, clause C for EBW and clause D for OBW measurement.
<input type="checkbox"/>	Refer as ANSI C63.10, clause 6.9.3 for occupied bandwidth testing.
<input type="checkbox"/>	Refer as IC RSS-Gen, clause 6.7 for bandwidth testing.

3.1.4 Test Setup



3.1.5 Test Result of Emission Bandwidth

Refer as Appendix A

3.2 Maximum Conducted Output Power

3.2.1 Maximum Conducted Output Power Limit

Maximum Conducted Output Power Limit	
UNII Devices	
<input checked="" type="checkbox"/> For the 5.15-5.25 GHz band:	
	<ul style="list-style-type: none"> ▪ Outdoor AP: the maximum conducted output power (P_{Out}) shall not exceed 1 W. If $G_{TX} > 6$ dBi, then $P_{Out} = 30 - (G_{TX} - 6)$. e.i.r.p. at any elevation angle above 30 degrees $\leq 125mW$ [21dBm]
	<ul style="list-style-type: none"> ▪ Indoor AP: the maximum conducted output power (P_{Out}) shall not exceed 1 W. If $G_{TX} > 6$ dBi, then $P_{Out} = 30 - (G_{TX} - 6)$
	<ul style="list-style-type: none"> ▪ Point-to-point AP: the maximum conducted output power (P_{Out}) shall not exceed 1 W. If $G_{TX} > 23$ dBi, then $P_{Out} = 30 - (G_{TX} - 23)$.
	<ul style="list-style-type: none"> ▪ Mobile or Portable Client: the maximum conducted output power (P_{Out}) shall not exceed 250 mW. If $G_{TX} > 6$ dBi, then $P_{Out} = 24 - (G_{TX} - 6)$.
<input checked="" type="checkbox"/> For the 5.25-5.35 GHz band, the maximum conducted output power (P_{Out}) shall not exceed 250 mW or 11 dBm + 10 log B, where B is the 26 dB emission bandwidth in MHz. If $G_{TX} > 6$ dBi, then $P_{Out} = 24 - (G_{TX} - 6)$.	
<input checked="" type="checkbox"/> For the 5.47-5.725 GHz band, the maximum conducted output power (P_{Out}) shall not exceed 250 mW or 11 dBm + 10 log B, where B is the 26 dB emission bandwidth in MHz. If $G_{TX} > 6$ dBi, then $P_{Out} = 24 - (G_{TX} - 6)$.	
<input checked="" type="checkbox"/> For the 5.725-5.85 GHz band:	
	<ul style="list-style-type: none"> ▪ Point-to-multipoint systems (P2M): the maximum conducted output power (P_{Out}) shall not exceed 1 W. If $G_{TX} > 6$ dBi, then $P_{Out} = 30 - (G_{TX} - 6)$.
	<ul style="list-style-type: none"> ▪ Point-to-point systems (P2P): the maximum conducted output power (P_{Out}) shall not exceed 1 W.
P_{Out} = maximum conducted output power in dBm, G_{TX} = the maximum transmitting antenna directional gain in dBi.	

3.2.2 Measuring Instruments

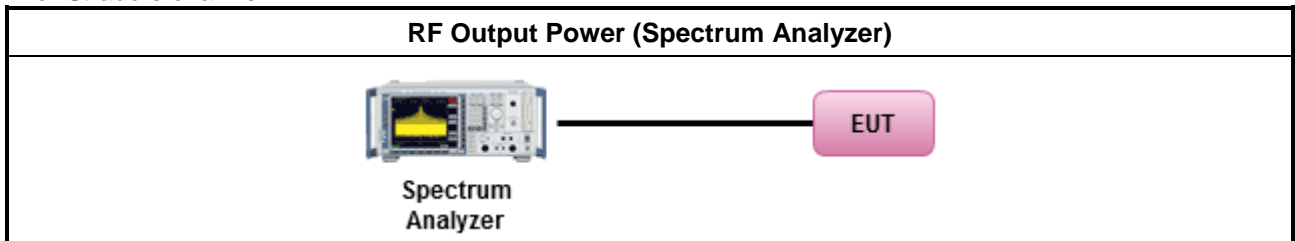
Refer a test equipment and calibration data table in this test report.

3.2.3 Test Procedures

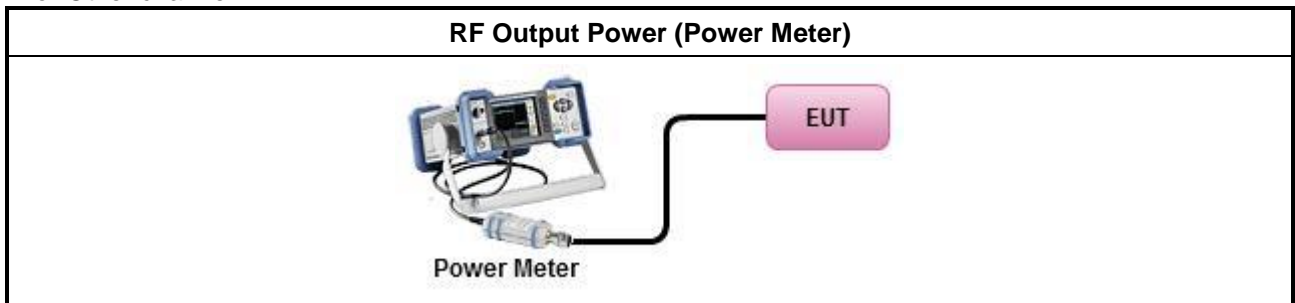
Test Method	
<ul style="list-style-type: none"> Maximum Conducted Output Power 	
	Duty cycle ≥ 98%
<input type="checkbox"/>	Refer as KDB 789033, clause E Method SA-2 (spectral trace averaging).
	Duty cycle < 98%
<input checked="" type="checkbox"/>	Refer as KDB 789033, clause E Method SA-2 Alt. (RMS detection with slow sweep speed)
Wideband RF power meter and average over on/off periods with duty factor	
<input checked="" type="checkbox"/>	Refer as KDB 789033, clause E Method PM (using an RF average power meter).
<ul style="list-style-type: none"> For conducted measurement. 	
	<ul style="list-style-type: none"> If the EUT supports multiple transmit chains using options given below: Refer as KDB 662911, In-band power measurements. Using the measure-and-sum approach, measured all transmit ports individually. Sum the power (in linear power units e.g., mW) of all ports for each individual sample and save them.
	<ul style="list-style-type: none"> If multiple transmit chains, EIRP calculation could be following as methods: $P_{total} = P_1 + P_2 + \dots + P_n$ (calculated in linear unit [mW] and transfer to log unit [dBm]) $EIRP_{total} = P_{total} + DG$

3.2.4 Test Setup

For Straddle channel



For Other channel



3.2.5 Test Result of Maximum Conducted Output Power

Refer as Appendix B



3.3 Peak Power Spectral Density

3.3.1 Peak Power Spectral Density Limit

Peak Power Spectral Density Limit	
UNII Devices	
<input checked="" type="checkbox"/> For the 5.15-5.25 GHz band:	
	<ul style="list-style-type: none"> ▪ Outdoor AP: the peak power spectral density (PPSD) shall not exceed 17dBm/MHz. If $G_{TX} > 6$ dBi, then $P_{Out} = 17 - (G_{TX} - 6)$.
	<ul style="list-style-type: none"> ▪ Indoor AP: the peak power spectral density (PPSD) shall not exceed 17dBm/MHz. If $G_{TX} > 6$ dBi, then $P_{Out} = 17 - (G_{TX} - 6)$.
	<ul style="list-style-type: none"> ▪ Point-to-point AP: the peak power spectral density (PPSD) shall not exceed 17dBm/MHz. If $G_{TX} > 23$ dBi, then $P_{Out} = 17 - (G_{TX} - 23)$.
	<ul style="list-style-type: none"> ▪ Mobile or Portable Client: the peak power spectral density (PPSD) ≤ 11 dBm/MHz. If $G_{TX} > 6$ dBi, then $PPSD = 11 - (G_{TX} - 6)$.
<input checked="" type="checkbox"/> For the 5.25-5.35 GHz band, the peak power spectral density (PPSD) ≤ 11 dBm/MHz. If $G_{TX} > 6$ dBi, then $PPSD = 11 - (G_{TX} - 6)$.	
<input checked="" type="checkbox"/> For the 5.47-5.725 GHz band, the peak power spectral density (PPSD) ≤ 11 dBm/MHz. If $G_{TX} > 6$ dBi, then $PPSD = 11 - (G_{TX} - 6)$.	
<input checked="" type="checkbox"/> For the 5.725-5.85 GHz band:	
	<ul style="list-style-type: none"> ▪ Point-to-multipoint systems (P2M): the peak power spectral density (PPSD) ≤ 30 dBm/500kHz. If $G_{TX} > 6$ dBi, then $PPSD = 30 - (G_{TX} - 6)$.
	<ul style="list-style-type: none"> ▪ Point-to-point systems (P2P): the peak power spectral density (PPSD) ≤ 30 dBm/500kHz.
<p>PPSD = peak power spectral density that he same method as used to determine the conducted output power shall be used to determine the power spectral density. And power spectral density in dBm/MHz</p> <p>G_{TX} = the maximum transmitting antenna directional gain in dBi.</p>	

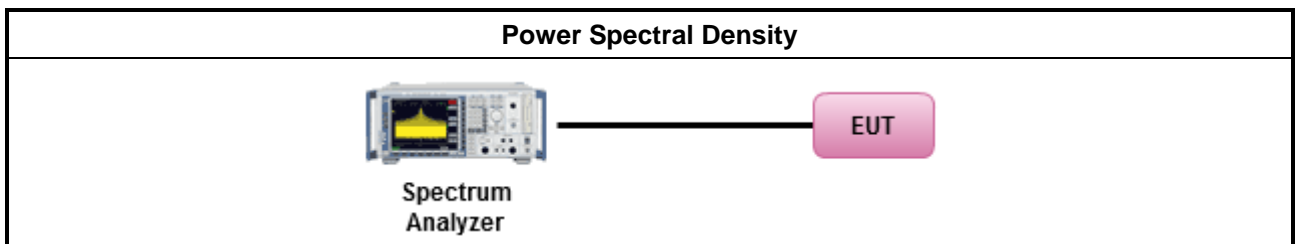
3.3.2 Measuring Instruments

Refer a test equipment and calibration data table in this test report.

3.3.3 Test Procedures

Test Method	
<ul style="list-style-type: none"> Peak power spectral density procedures that the same method as used to determine the conducted output power shall be used to determine the peak power spectral density and use the peak search function on the spectrum analyzer to find the peak of the spectrum. For the peak power spectral density shall be measured using below options: 	
<input type="checkbox"/>	Refer as KDB 789033, F)5) power spectral density can be measured using resolution bandwidths < 1 MHz provided that the results are integrated over 1 MHz bandwidth Duty cycle ≥ 98%
<input type="checkbox"/>	Refer as KDB 789033, clause E Method SA-2 (spectral trace averaging). Duty cycle < 98%
<input checked="" type="checkbox"/>	Refer as KDB 789033, clause E Method SA-2 Alt. (RMS detection with slow sweep speed)
<ul style="list-style-type: none"> For conducted measurement. 	
<ul style="list-style-type: none"> If the EUT supports multiple transmit chains using options given below: <ul style="list-style-type: none"> Measure and sum the spectra across the outputs. Refer as KDB 662911, In-band power spectral density (PSD). Sample all transmit ports simultaneously using a spectrum analyzer for each transmit port. Where the trace bin-by-bin of each transmit port summing can be performed. (i.e., in the first spectral bin of output 1 is summed with that in the first spectral bin of output 2 and that from the first spectral bin of output 3, and so on up to the NTX output to obtain the value for the first frequency bin of the summed spectrum.). Add up the amplitude (power) values for the different transmit chains and use this as the new data trace. If multiple transmit chains, EIRP PPSD calculation could be following as methods: $PPSD_{total} = PPSD_1 + PPSD_2 + \dots + PPSD_n$ (calculated in linear unit [mW] and transfer to log unit [dBm]) $EIRP_{total} = PPSD_{total} + DG$ 	

3.3.4 Test Setup



3.3.5 Test Result of Peak Power Spectral Density

Refer as Appendix C

3.4 Unwanted Emissions

3.4.1 Transmitter Radiated Unwanted Emissions Limit

Unwanted emissions below 1 GHz and restricted band emissions above 1GHz limit			
Frequency Range (MHz)	Field Strength (uV/m)	Field Strength (dBuV/m)	Measure Distance (m)
0.009~0.490	2400/F(kHz)	48.5 - 13.8	300
0.490~1.705	24000/F(kHz)	33.8 - 23	30
1.705~30.0	30	29	30
30~88	100	40	3
88~216	150	43.5	3
216~960	200	46	3
Above 960	500	54	3

Note 1: Test distance for frequencies at or above 30 MHz, measurements may be performed at a distance other than the limit distance provided they are not performed in the near field and the emissions to be measured can be detected by the measurement equipment. When performing measurements at a distance other than that specified, the results shall be extrapolated to the specified distance using an extrapolation factor of 20 dB/decade (inverse of linear distance for field-strength measurements, inverse of linear distance-squared for power-density measurements).

Note 2: Test distance for frequencies at below 30 MHz, measurements may be performed at a distance closer than the EUT limit distance; however, an attempt should be made to avoid making measurements in the near field. When performing measurements below 30 MHz at a closer distance than the limit distance, the results shall be extrapolated to the specified distance by either making measurements at a minimum of two or more distances on at least one radial to determine the proper extrapolation factor or by using the square of an inverse linear distance extrapolation factor (40 dB/decade). The test report shall specify the extrapolation method used to determine compliance of the EUT.

Note 3: Using the distance of 1m during the test for above 18 GHz, and the test value to correct for the distance factor at 3m.

Un-restricted band emissions above 1GHz Limit	
Operating Band	Limit
5.15 - 5.25 GHz	e.i.r.p. -27 dBm [68.2 dBuV/m@3m]
5.25 - 5.35 GHz	e.i.r.p. -27 dBm [68.2 dBuV/m@3m]
5.47 - 5.725 GHz	e.i.r.p. -27 dBm [68.2 dBuV/m@3m]
5.725 - 5.85 GHz	5.650-5700 GHz: e.i.r.p. -27 ~ 10 dBm [68.2 ~ 105.2 dBuV/m@3m] 5.700-5720 GHz: e.i.r.p. 10 ~ 15.6 dBm [105.2 ~ 110.8 dBuV/m@3m] 5.720-5725 GHz: e.i.r.p. 15.6 ~ 27 dBm [110.8 ~ 122.2 dBuV/m@3m] 5.850-5.855 GHz: e.i.r.p. 27 ~ 15.6 dBm [122.2 ~ 110.8 dBuV/m@3m] 5.855-5.875 GHz: e.i.r.p. 15.6 ~ 10 dBm [110.8 ~ 105.2 dBuV/m@3m] 5.875-5.925 GHz: e.i.r.p. 10 ~ -27 dBm [105.2 ~ 68.2dBuV/m@3m] Other un-restricted band: e.i.r.p. -27 dBm [68.2 dBuV/m@3m]

Note 1: Measurements may be performed at a distance other than the limit distance provided they are not performed in the near field and the emissions to be measured can be detected by the measurement equipment. When performing measurements at a distance other than that specified, the results shall be extrapolated to the specified distance using an extrapolation factor of 20 dB/decade (inverse of linear distance for field-strength measurements, inverse of linear distance-squared for power-density measurements).

3.4.2 Measuring Instruments

Refer a test equipment and calibration data table in this test report.

3.4.3 Test Procedures

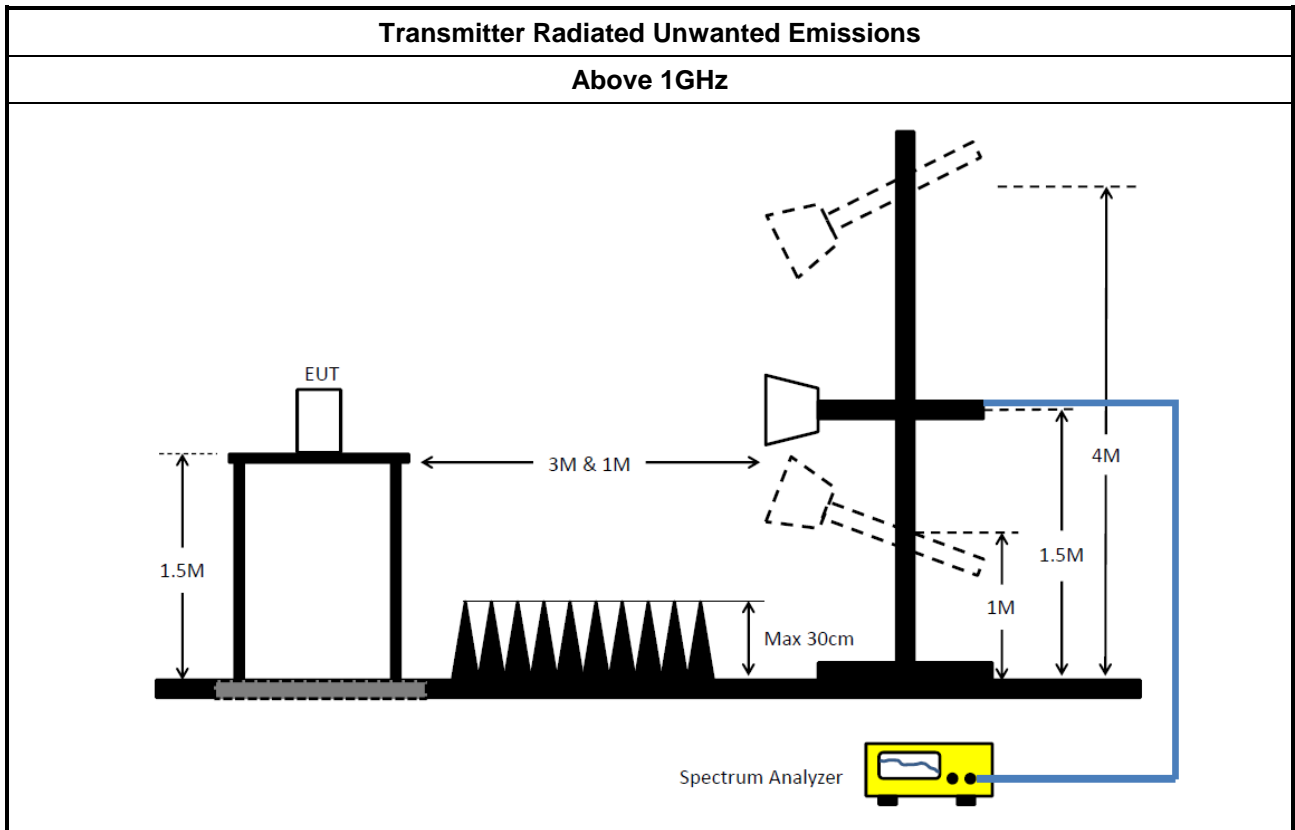
Test Method	
<ul style="list-style-type: none"> ▪ Measurements may be performed at a distance other than the limit distance provided they are not performed in the near field and the emissions to be measured can be detected by the measurement equipment. Measurements shall not be performed at a distance greater than 30 m for frequencies above 30 MHz, unless it can be further demonstrated that measurements at a distance of 30 m or less are impractical. When performing measurements at a distance other than that specified, the results shall be extrapolated to the specified distance using an extrapolation factor of 20 dB/decade (inverse of linear distance for field-strength measurements, inverse of linear distance-squared for power-density measurements). 	
<ul style="list-style-type: none"> ▪ The average emission levels shall be measured in [duty cycle ≥ 98 or duty factor]. 	
<ul style="list-style-type: none"> ▪ For the transmitter unwanted emissions shall be measured using following options below: 	
	<ul style="list-style-type: none"> ▪ Refer as KDB 789033, clause G)2) for unwanted emissions into non-restricted bands.
	<ul style="list-style-type: none"> ▪ Refer as KDB 789033, clause G)1) for unwanted emissions into restricted bands.
	<ul style="list-style-type: none"> <input checked="" type="checkbox"/> Refer as KDB 789033, G)6) Method VB (ANSI C63.10, clause 4.1.4.2.3), Reduced VBW.
	<ul style="list-style-type: none"> <input checked="" type="checkbox"/> Refer as KDB 789033, clause G)5) (ANSI C63.10, clause 4.1.4.2.2), measurement procedure peak limit.
<ul style="list-style-type: none"> ▪ For radiated measurement. 	
	<ul style="list-style-type: none"> ▪ Refer as ANSI C63.10, clause 6.4 for radiated emissions below 30 MHz and test distance is 3m.
	<ul style="list-style-type: none"> ▪ Refer as ANSI C63.10, clause 6.5 for radiated emissions 30 MHz to 1 GHz and test distance is 3m.
	<ul style="list-style-type: none"> ▪ Refer as ANSI C63.10, clause 6.6 for radiated emissions above 1GHz.
<ul style="list-style-type: none"> ▪ The any unwanted emissions level shall not exceed the fundamental emission level. 	
<ul style="list-style-type: none"> ▪ All amplitude of spurious emissions that are attenuated by more than 20 dB below the permissible value has no need to be reported. 	
<ul style="list-style-type: none"> ▪ Use the following spectrum analyzer settings: 	
	<ul style="list-style-type: none"> ▪ Set RBW=100 kHz for f < 1 GHz; VBW=3 * RBW; Sweep = auto; Detector function = peak; Trace = max hold.
	<ul style="list-style-type: none"> ▪ Set RBW = 1 MHz, VBW= 3MHz for f ≥ 1 GHz for peak measurement. For average measurement, refer as 1.1.4.
<ul style="list-style-type: none"> ▪ KDB 414788 Open-Field Test Sites and Chamber Correlation Justification. 	
	<ul style="list-style-type: none"> ▪ Based on FCC 15.31(f)(2): measurements may be performed at a distance closer than that specified in regulations; however, an attempt should be made to avoid making measurements in the near field.
	<ul style="list-style-type: none"> ▪ Open-field site and chamber correlation testing had been performed and chamber measured test result is the worst case test result.

3.4.4 Measurement Results Calculation

The measured Level is calculated using:

Corrected Reading: Raw(Read Level) + AF(Antenna Factor) + CL(Cable Loss) - PA(Preamp Factor)

3.4.5 Test Setup



3.4.6 Transmitter Unwanted Emissions (Below 30MHz)

The amplitude of spurious emissions which are attenuated by more than 20dB below the permissible value has no need to be reported.

3.4.7 Test Result of Transmitter Unwanted Emissions

Refer as Appendix D



4 Test Equipment and Calibration Data

Instrument for Conducted Test

Instrument	Manufacturer /Brand	Model No.	Serial No.	Spec.	Calibration Date	Calibration Due Date
Signal Analyzer	R&S	FSV 40	101515	9kHz~40GHz	14/Feb/2023	13/Feb/2024
Signal Analyzer	R&S	FSV 40	101515	9kHz~40GHz	02/Feb/2024	01/Feb/2025
SMB100A Signal Generator	R&S	SMB100A	181147	100kHz~40GHz	20/Oct/2023	19/Oct/2024
Power Meter	Anritsu	ML2495A	1517010	300MHz~40GHz	15/Dec/2023	14/Dec/2024
Pulse Sensor	Anritsu	MA2411B	1339407	300MHz~40GHz	15/Dec/2023	14/Dec/2024
Power Meter	Anritsu	ML2495A	2105003	300MHz~40GHz	19/Sep/2023	18/Sep/2024
Pulse Sensor	Anritsu	MA2411B	1911254	300MHz~40GHz	19/Sep/2023	18/Sep/2024
SENSE-15407_NII	Sporton	V5.11.15	N/A	N/A	N/A	N/A

Instrument for Radiated Test_Non-Beamforming

Instrument	Manufacturer /Brand	Model No.	Serial No.	Spec.	Calibration Date	Calibration Due Date
3m Semi Anechoic Chamber	SIDT FRANKONIA	SAC-3M	03CH02-HY	1GHz~18GHz 3m	28/Jul/2023	27/Jul/2024
Signal Analyzer	R&S	FSP 40	100593	9kHz~40GHz	17/Mar/2023	16/Mar/2024
Signal Analyzer	R&S	FSP 40	100593	9kHz~40GHz	11/Mar/2024	10/Mar/2025
Double Ridged Guide Horn Antenna	SCHWARZBECK	BBHA 9120 D	02268	1GHz~18GHz	23/Sep/2023	22/Sep/2024
Broadband Horn Antenna	SCHWARZBECK	BBHA 9170	01248	18GHz~40GHz	21/Aug/2023	20/Aug/2024
RF Cable-R03m	HUBER+SUHNER	SUCOFLEX104	03CH02-cable-01	1GHz~40GHz	10/Feb/2023	09/Feb/2024
RF Cable-R03m	HUBER+SUHNER	SUCOFLEX 104	03CH02-cable-01	1GHz~40GHz	15/Feb/2024	14/Feb/2025
Microwave Preamplifier	Agilent	8449B	3008A02373	1GHz~26.5GHz	24/Oct/2023	23/Oct/2024
Amplifier	EM	EM18G40GA	060874	18GHz ~40GHz	18/Aug/2023	17/Aug/2024
Amplifier	EM	EM18G40GA	060874	18GHz ~40GHz	15/Apr/2024	14/Apr/2025
SENSE-15407_NII	Sporton	V5.11.19	N/A	N/A	N/A	N/A



Instrument for Radiated Test_Beamforming

Instrument	Manufacturer /Brand	Model No.	Serial No.	Spec.	Calibration Date	Calibration Due Date
3m Semi Anechoic Chamber	SIDT FRANKONIA	SAC-3M	03CH02-HY	1GHz~18GHz 3m	28/Jul/2023	27/Jul/2024
Signal Analyzer	R&S	FSP 40	100593	9kHz~40GHz	17/Mar/2023	16/Mar/2024
Signal Analyzer	R&S	FSP 40	100593	9kHz~40GHz	11/Mar/2024	10/Mar/2025
Double Ridged Guide Horn Antenna	SCHWARZBECK	BBHA 9120 D	02268	1GHz~18GHz	23/Sep/2023	22/Sep/2024
Broadband Horn Antenna	SCHWARZBECK	BBHA 9170	01248	18GHz~40GHz	21/Aug/2023	20/Aug/2024
RF Cable-R03m	HUBER+SUHNER	SUCOFLEX104	03CH02-cable-01	1GHz~40GHz	10/Feb/2023	09/Feb/2024
RF Cable-R03m	HUBER+SUHNER	SUCOFLEX 104	03CH02-cable-01	1GHz~40GHz	15/Feb/2024	14/Feb/2025
Microwave Preamplifier	Agilent	8449B	3008A02373	1GHz~26.5GHz	24/Oct/2023	23/Oct/2024
Amplifier	EM	EM18G40GA	060874	18GHz ~40GHz	18/Aug/2023	17/Aug/2024
Amplifier	EM	EM18G40GA	060874	18GHz ~40GHz	15/Apr/2024	14/Apr/2025
SENSE-15407_NII	Sporton	V5.11.19	N/A	N/A	N/A	N/A



Summary

Mode	Max-N dB (Hz)	Max-OBW (Hz)	ITU-Code	Min-N dB (Hz)	Min-OBW (Hz)
5.15-5.25GHz	-	-	-	-	-
802.11ax HEW80+80_Nss1,(MCS0)_2TX(Port1&Port2)	148.06M	80.021M	80M0D1D	80.08M	76.956M
5.25-5.35GHz	-	-	-	-	-
802.11a_Nss1,(6Mbps)_4TX	18.81M	16.426M	16M4D1D	17.93M	16.316M
802.11ax HEW20_Nss1,(MCS0)_4TX	21.01M	18.991M	19M0D1D	19.8M	18.866M
802.11ax HEW40_Nss1,(MCS0)_4TX	39.93M	37.781M	37M8D1D	39.16M	37.581M
802.11ax HEW80_Nss1,(MCS0)_4TX	79.64M	77.161M	77M2D1D	79.2M	76.962M
802.11ax HEW80+80_Nss1,(MCS0)_2TX(Port3&Port4)	80.52M	77.245M	77M2D1D	80.3M	77.147M
5.47-5.725GHz	-	-	-	-	-
802.11a_Nss1,(6Mbps)_4TX	19.03M	16.536M	16M5D1D	14.07M	13.133M
802.11ax HEW20_Nss1,(MCS0)_4TX	20.735M	18.966M	19M0D1D	14.88M	14.438M
802.11ax HEW40_Nss1,(MCS0)_4TX	39.82M	37.781M	37M8D1D	34.65M	33.653M
802.11ax HEW80_Nss1,(MCS0)_4TX	79.64M	77.261M	77M3D1D	74.475M	72.714M
802.11ax HEW80+80_Nss1,(MCS0)_4TX	158.4M	127.98M	128MD1D	80.52M	77.217M
5.725-5.85GHz	-	-	-	-	-
802.11a_Nss1,(6Mbps)_4TX	3.24M	3.478M	3M48D1D	3.2M	3.398M
802.11ax HEW20_Nss1,(MCS0)_4TX	4.52M	4.558M	4M56D1D	4.5M	4.518M
802.11ax HEW40_Nss1,(MCS0)_4TX	4.1M	4.078M	4M08D1D	4.02M	4.058M
802.11ax HEW80_Nss1,(MCS0)_4TX	4.1M	4.098M	4M10D1D	4.02M	4.058M

Max-N dB = Maximum 6dB down bandwidth for 5.725-5.85GHz band / Maximum 26dB down bandwidth for other band;
 Max-OBW = Maximum 99% occupied bandwidth;
 Min-N dB = Minimum 6dB down bandwidth for 5.725-5.85GHz band / Maximum 26dB down bandwidth for other band;
 Min-OBW = Minimum 99% occupied bandwidth



Result

Mode	Result	Limit (Hz)	Port 1-N dB (Hz)	Port 1-OBW (Hz)	Port 2-N dB (Hz)	Port 2-OBW (Hz)	Port 3-N dB (Hz)	Port 3-OBW (Hz)	Port 4-N dB (Hz)	Port 4-OBW (Hz)
802.11a_Nss1,(6Mbps)_4TX	-	-	-	-	-	-	-	-	-	-
5260MHz	Pass	Inf	18.315M	16.36M	18.205M	16.316M	18.7M	16.426M	18.81M	16.338M
5300MHz	Pass	Inf	18.15M	16.316M	18.425M	16.382M	18.81M	16.338M	18.425M	16.404M
5320MHz	Pass	Inf	17.93M	16.316M	18.81M	16.36M	18.425M	16.382M	18.535M	16.382M
5500MHz	Pass	Inf	19.03M	16.382M	18.48M	16.536M	18.7M	16.514M	18.59M	16.382M
5580MHz	Pass	Inf	18.26M	16.514M	18.04M	16.272M	18.425M	16.426M	18.48M	16.316M
5700MHz	Pass	Inf	18.315M	16.382M	18.645M	16.338M	18.535M	16.36M	18.04M	16.426M
5720MHz Straddle 5.47-5.725GHz	Pass	Inf	14.445M	13.133M	14.07M	13.148M	14.61M	13.148M	14.115M	13.223M
5720MHz Straddle 5.725-5.85GHz	Pass	500k	3.24M	3.398M	3.24M	3.398M	3.2M	3.478M	3.24M	3.418M
802.11ax HEW20_Nss1,(MCS0)_4TX	-	-	-	-	-	-	-	-	-	-
5260MHz	Pass	Inf	20.13M	18.916M	20.02M	18.991M	20.46M	18.966M	21.01M	18.866M
5300MHz	Pass	Inf	20.35M	18.966M	20.405M	18.891M	19.8M	18.866M	19.965M	18.866M
5320MHz	Pass	Inf	20.735M	18.991M	20.075M	18.891M	20.24M	18.966M	20.24M	18.941M
5500MHz	Pass	Inf	20.24M	18.916M	20.735M	18.891M	20.35M	18.791M	20.24M	18.916M
5580MHz	Pass	Inf	20.46M	18.891M	20.24M	18.891M	20.625M	18.816M	20.295M	18.916M
5700MHz	Pass	Inf	20.57M	18.841M	20.57M	18.966M	20.405M	18.941M	20.515M	18.891M
5720MHz Straddle 5.47-5.725GHz	Pass	Inf	14.88M	14.438M	14.985M	14.468M	15.315M	14.453M	15.435M	14.468M
5720MHz Straddle 5.725-5.85GHz	Pass	500k	4.5M	4.518M	4.5M	4.538M	4.5M	4.538M	4.52M	4.558M
802.11ax HEW40_Nss1,(MCS0)_4TX	-	-	-	-	-	-	-	-	-	-
5270MHz	Pass	Inf	39.82M	37.581M	39.38M	37.631M	39.16M	37.631M	39.6M	37.781M
5310MHz	Pass	Inf	39.93M	37.681M	39.71M	37.581M	39.6M	37.681M	39.6M	37.681M
5510MHz	Pass	Inf	39.71M	37.581M	39.49M	37.531M	39.6M	37.531M	39.6M	37.781M
5550MHz	Pass	Inf	39.82M	37.581M	39.38M	37.681M	39.71M	37.531M	39.49M	37.581M
5670MHz	Pass	Inf	39.49M	37.631M	39.27M	37.481M	39.38M	37.581M	39.6M	37.681M
5710MHz Straddle 5.47-5.725GHz	Pass	Inf	34.895M	33.758M	34.86M	33.723M	34.65M	33.653M	34.965M	33.688M
5710MHz Straddle 5.725-5.85GHz	Pass	500k	4.02M	4.078M	4.06M	4.058M	4.1M	4.078M	4.08M	4.078M
802.11ax HEW80_Nss1,(MCS0)_4TX	-	-	-	-	-	-	-	-	-	-
5290MHz	Pass	Inf	79.2M	76.962M	79.2M	76.962M	79.42M	77.061M	79.64M	77.161M
5530MHz	Pass	Inf	78.98M	77.261M	79.64M	77.261M	79.64M	76.962M	79.42M	77.061M
5610MHz	Pass	Inf	79.42M	77.061M	79.42M	76.862M	79.42M	76.962M	78.98M	76.962M
5690MHz Straddle 5.47-5.725GHz	Pass	Inf	74.625M	73.163M	74.475M	73.013M	74.55M	72.939M	74.625M	72.714M
5690MHz Straddle 5.725-5.85GHz	Pass	500k	4.02M	4.098M	4.08M	4.098M	4.1M	4.058M	4.06M	4.078M
802.11ax HEW80+80_Nss1,(MCS0)_2TX(Port1&Port2)	-	-	-	-	-	-	-	-	-	-
#5210MHz,5290MHz	Pass	Inf	80.08M	76.956M	148.06M	80.021M				
802.11ax HEW80+80_Nss1,(MCS0)_2TX(Port3&Port4)	-	-	-	-	-	-	-	-	-	-
5210MHz,#5290MHz	Pass	Inf					80.3M	77.245M	80.52M	77.147M
802.11ax HEW80+80_Nss1,(MCS0)_4TX	-	-	-	-	-	-	-	-	-	-
#5530MHz,#5610MHz	Pass	Inf	148.72M	77.217M	158.4M	127.98M	80.52M	77.5M	137.72M	77.727M

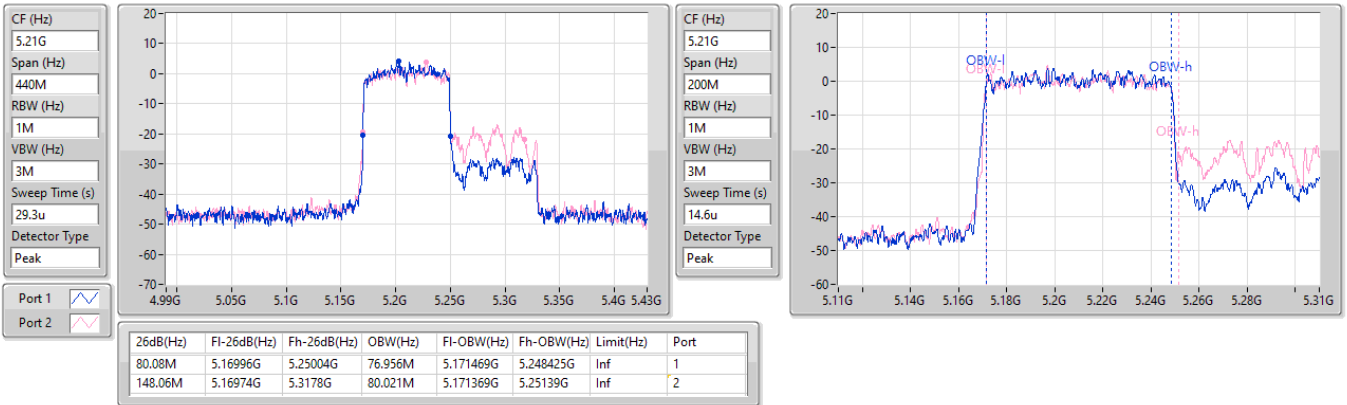
Port X-N dB = Port X 6dB down bandwidth for 5.725-5.85GHz band / 26dB down bandwidth for other band
 Port X-OBW = Port X 99% occupied bandwidth

5.15-5.25GHz_802.11ax_HEW80+80_Nss1,(MCS0)_2TX(Port1&Port2)

EBW

#5210MHz,5290MHz

28/06/2024

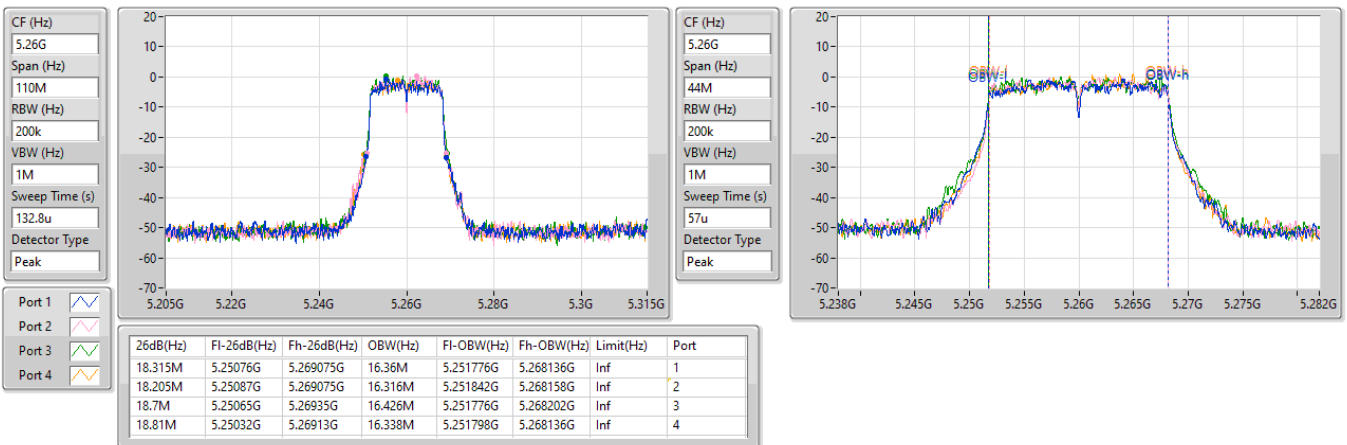


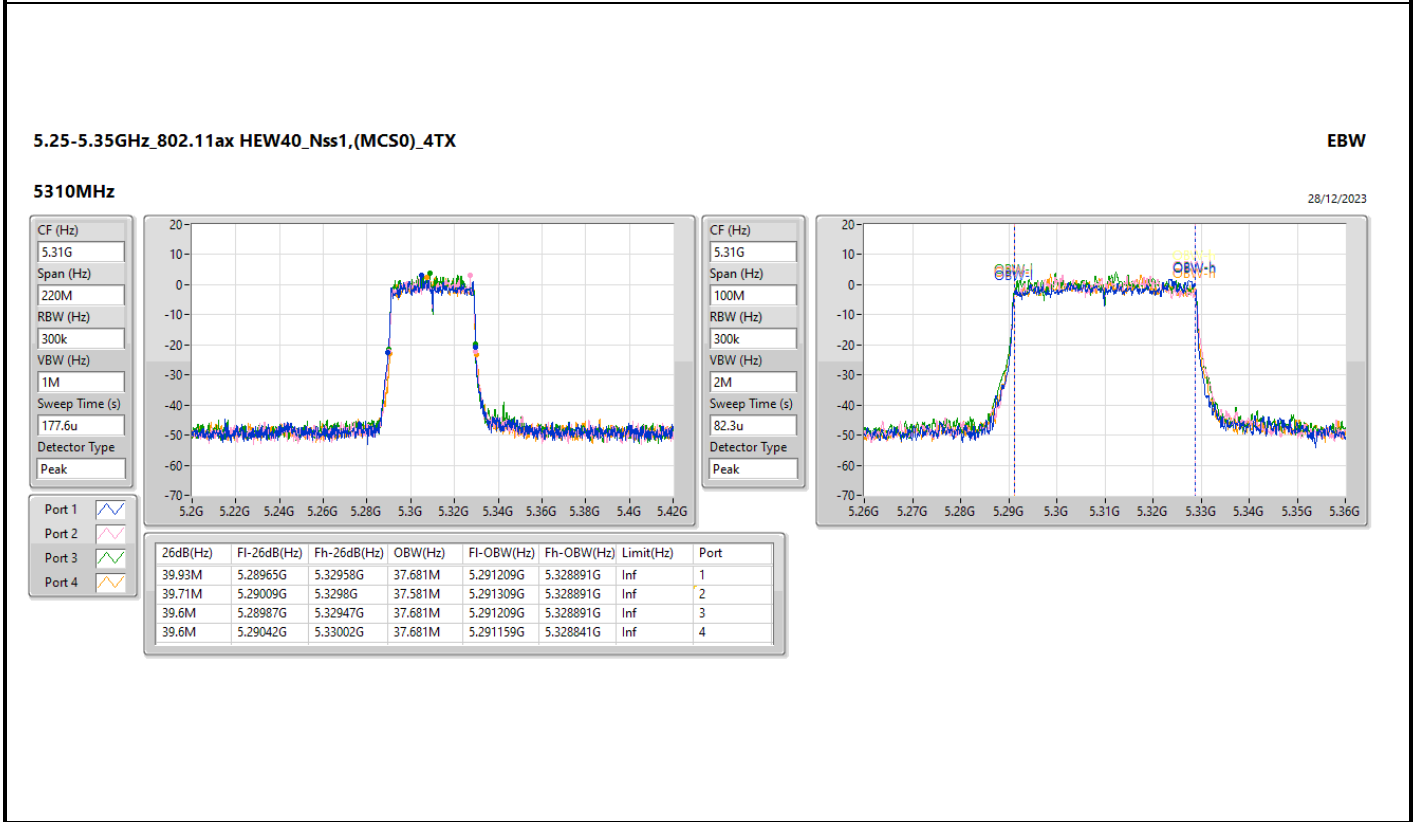
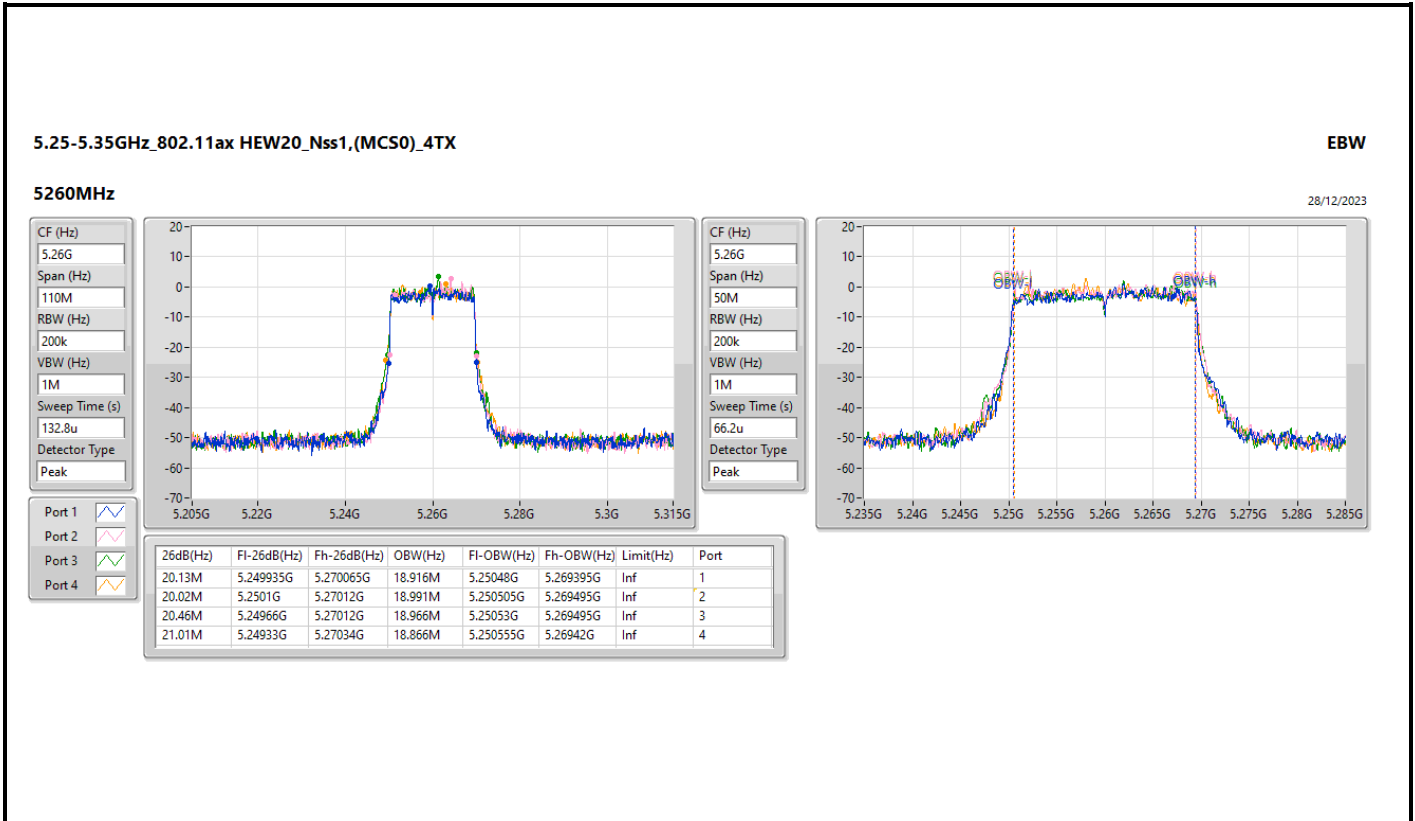
5.25-5.35GHz_802.11a_Nss1,(6Mbps)_4TX

EBW

5260MHz

28/12/2023



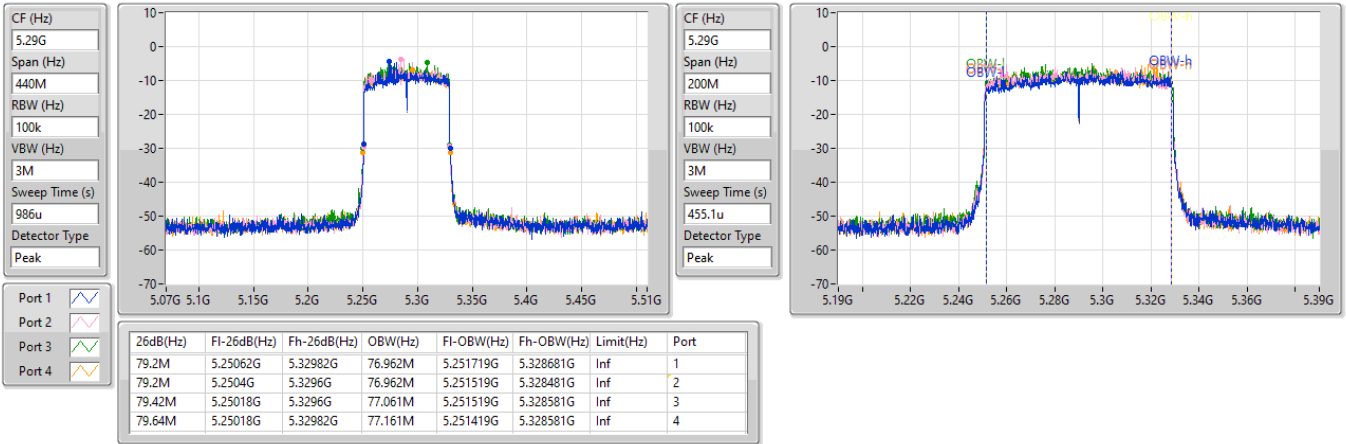


5.25-5.35GHz_802.11ax_HEW80_Nss1,(MCS0)_4TX

EBW

5290MHz

28/12/2023

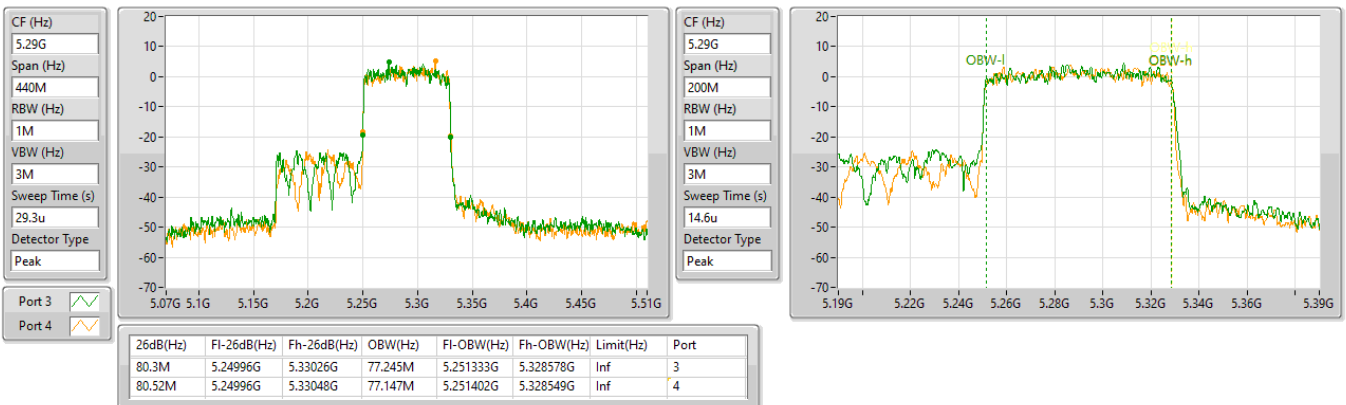


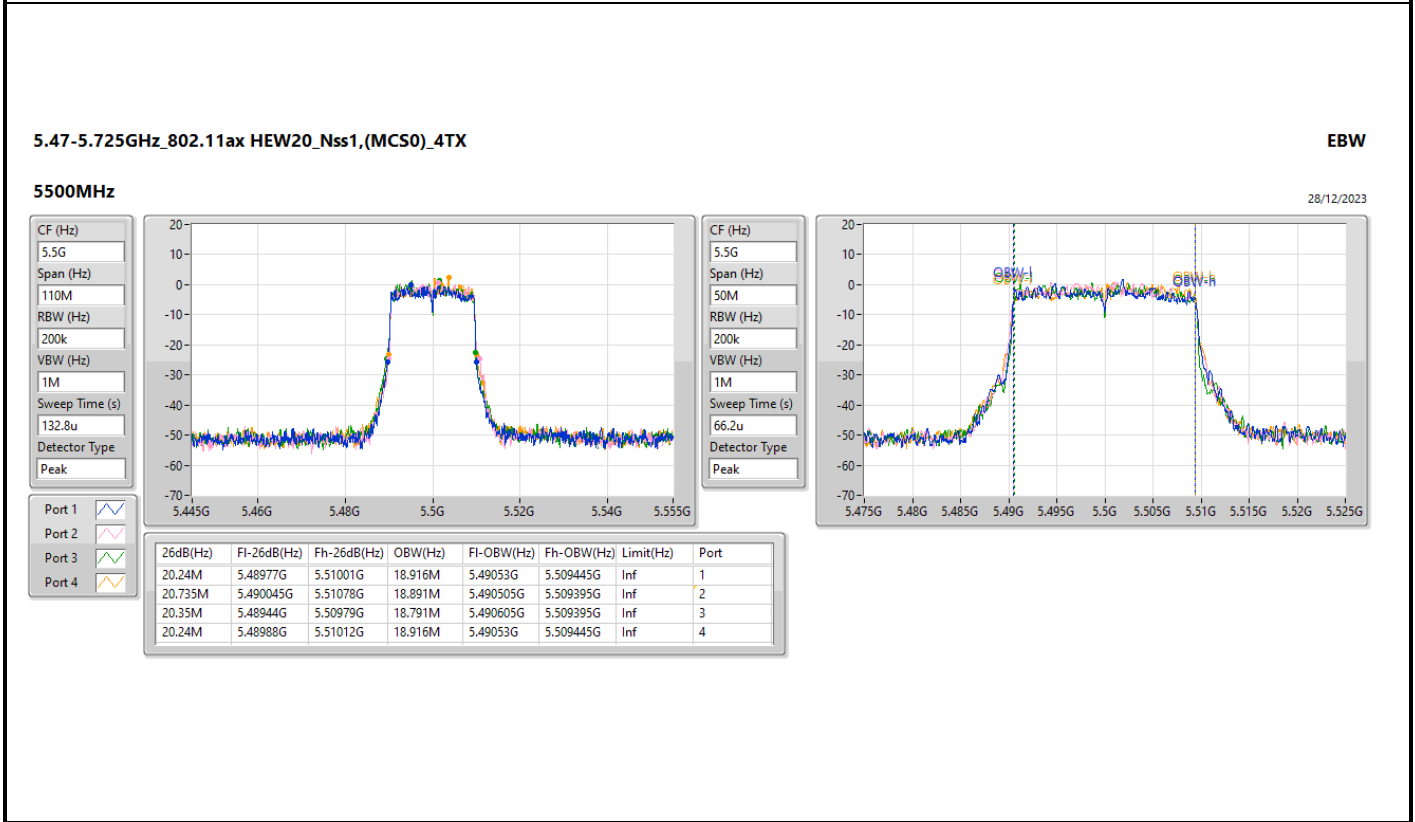
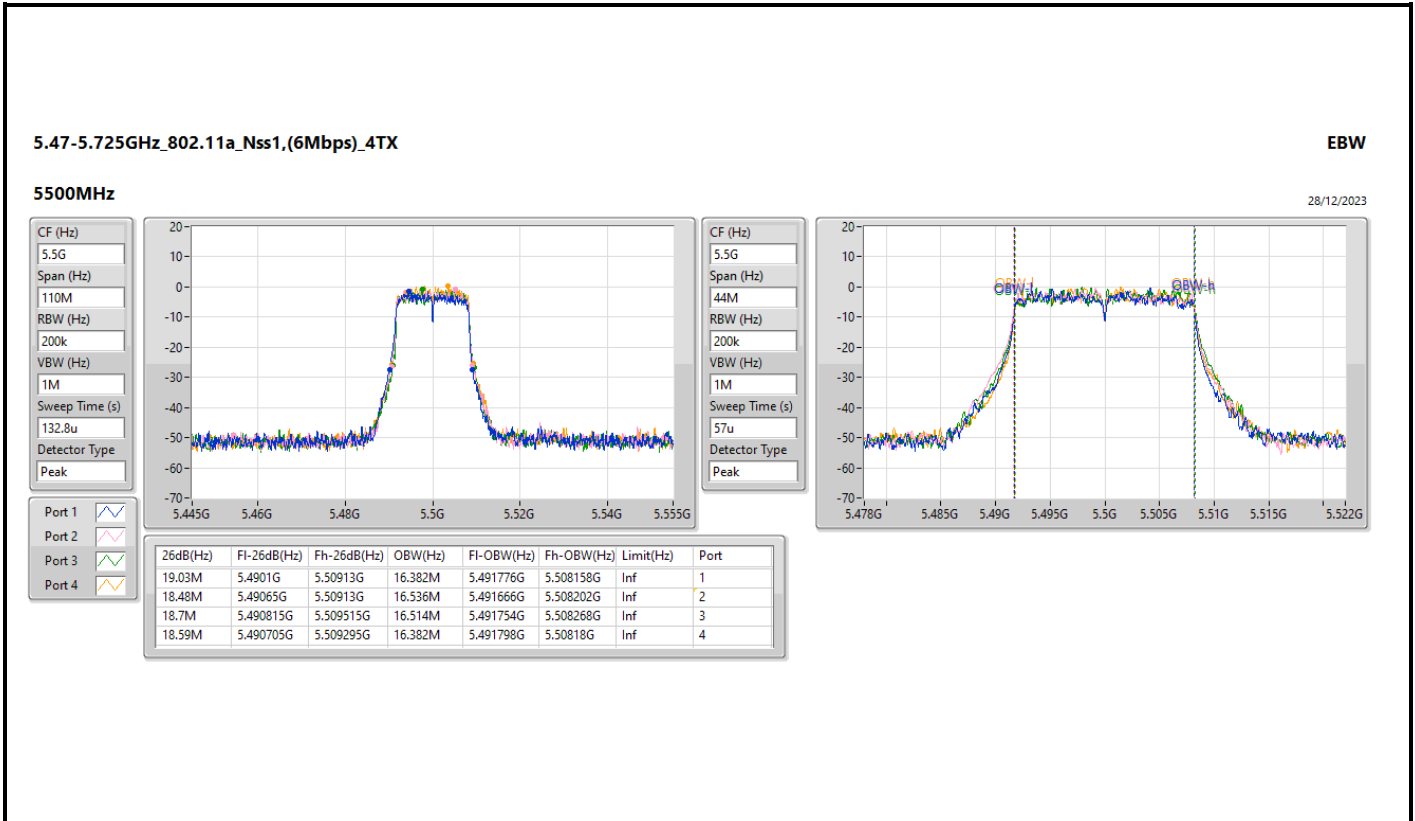
5.25-5.35GHz_802.11ax_HEW80+80_Nss1,(MCS0)_2TX(Port3&Port4)

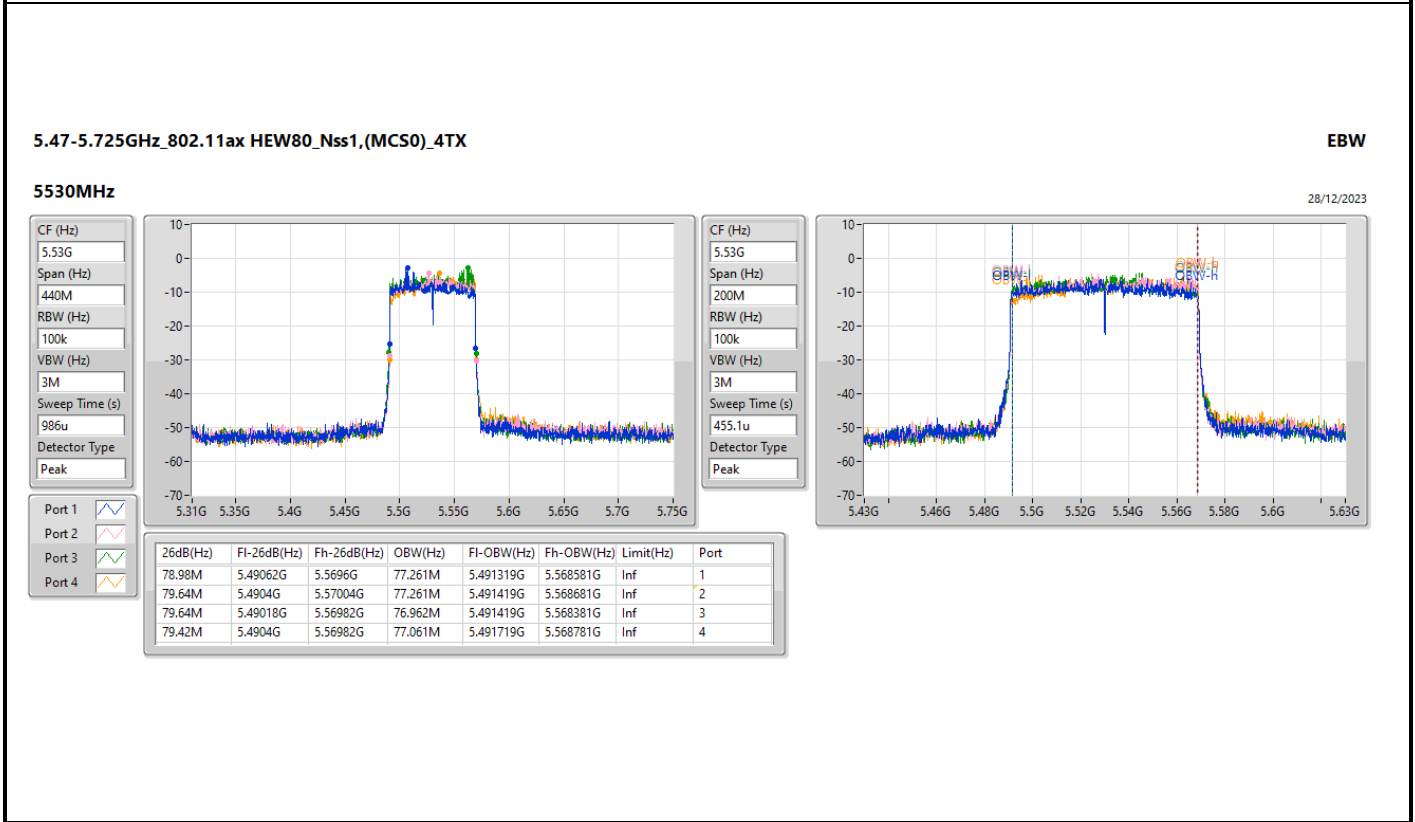
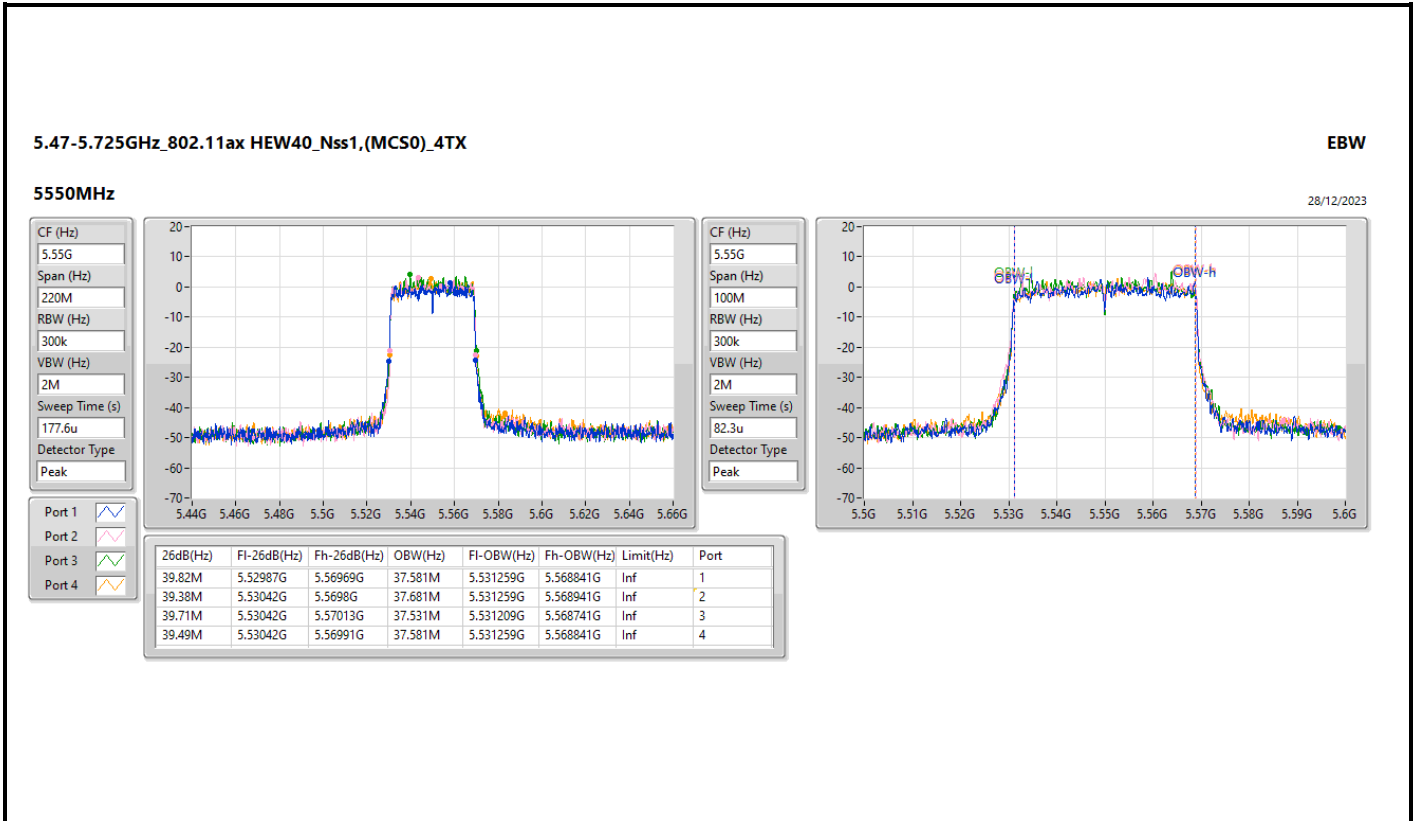
EBW

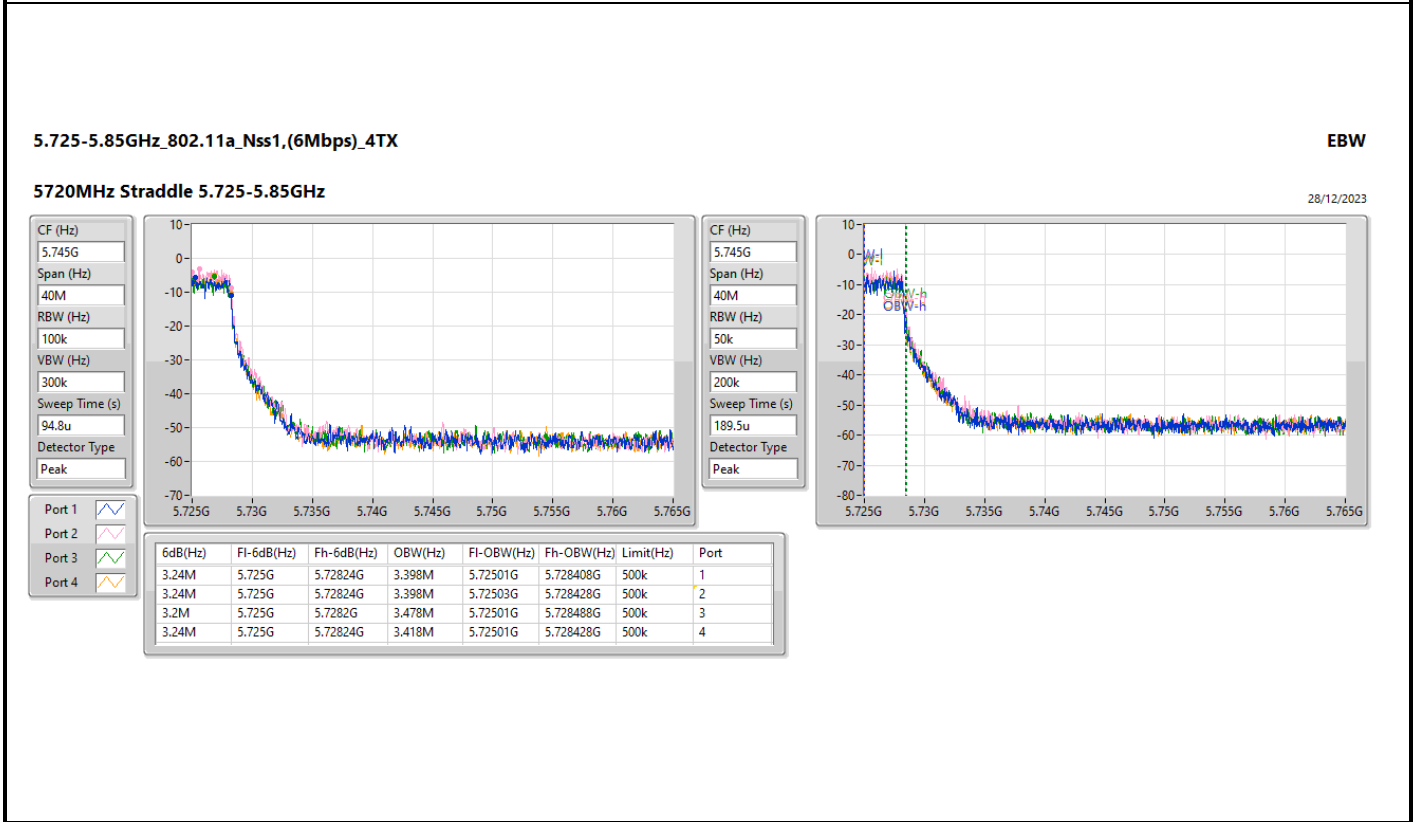
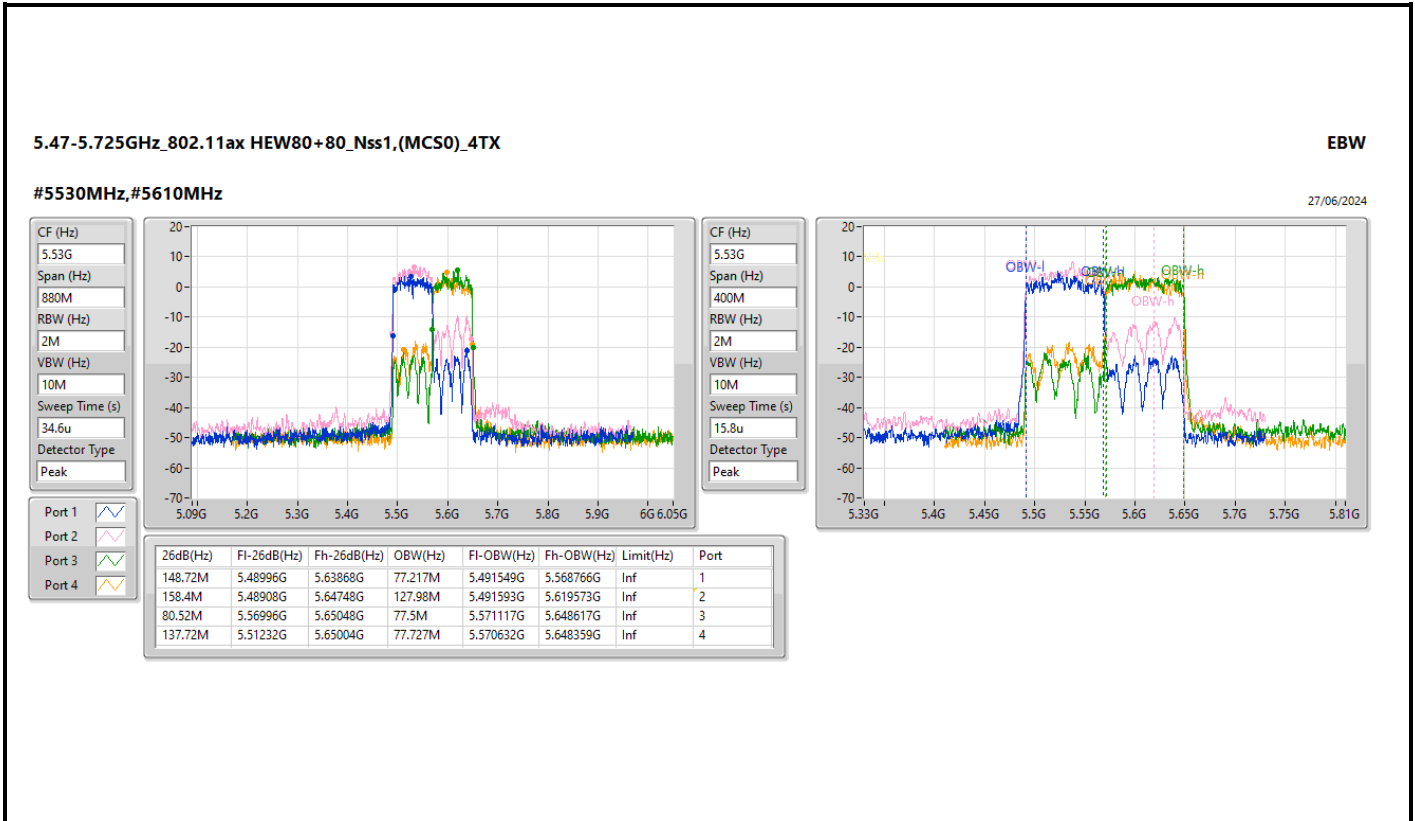
5210MHz,#5290MHz

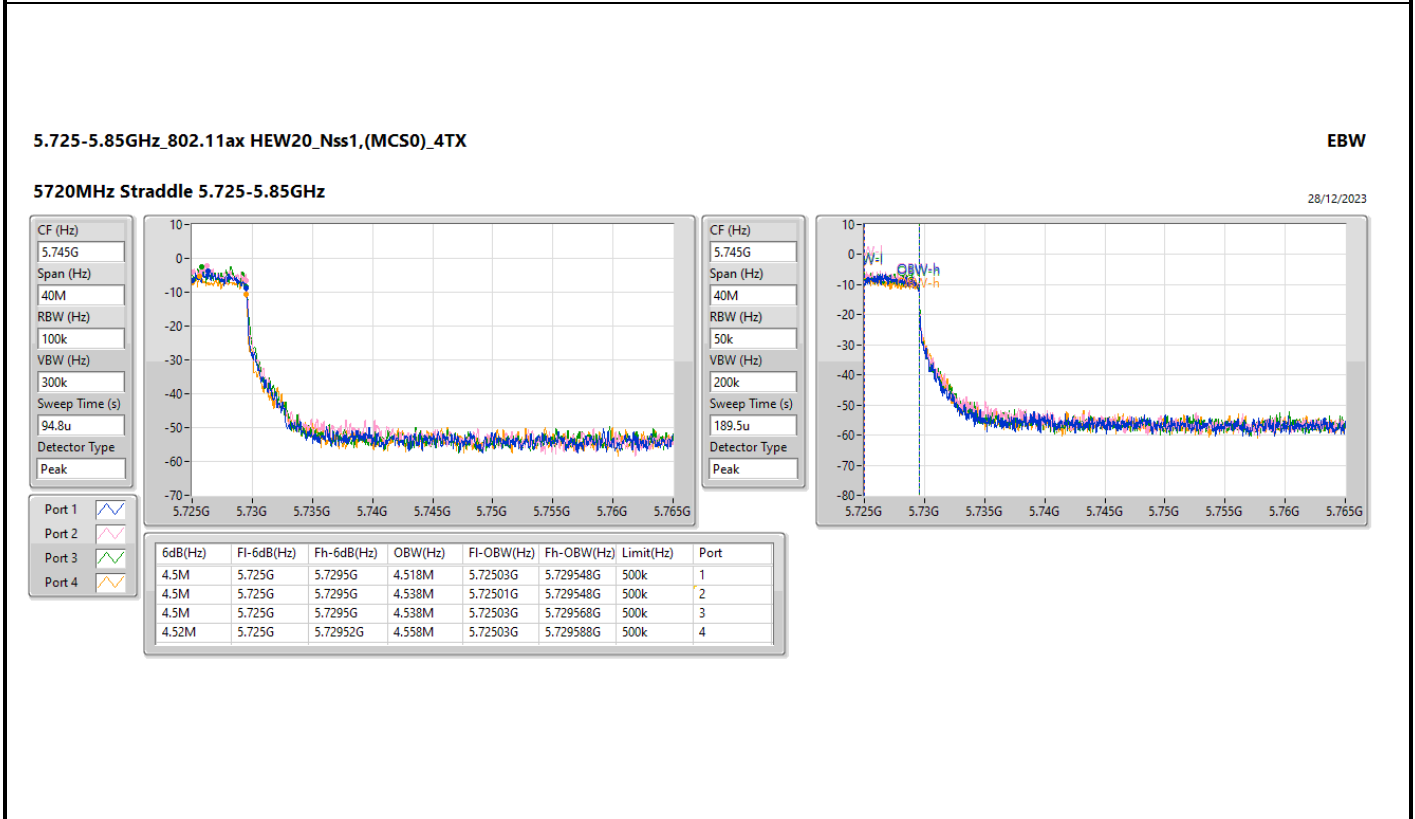
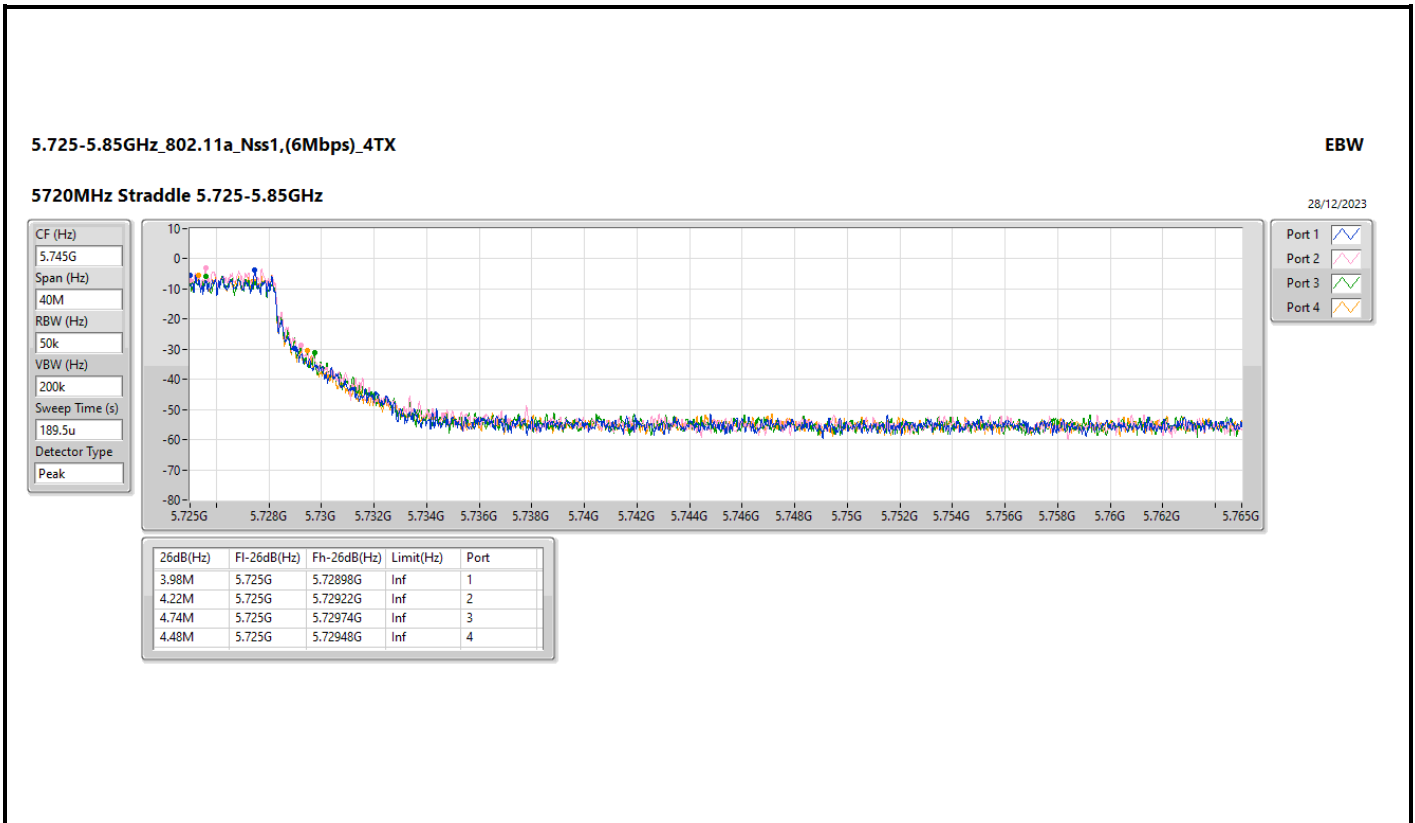
28/06/2024

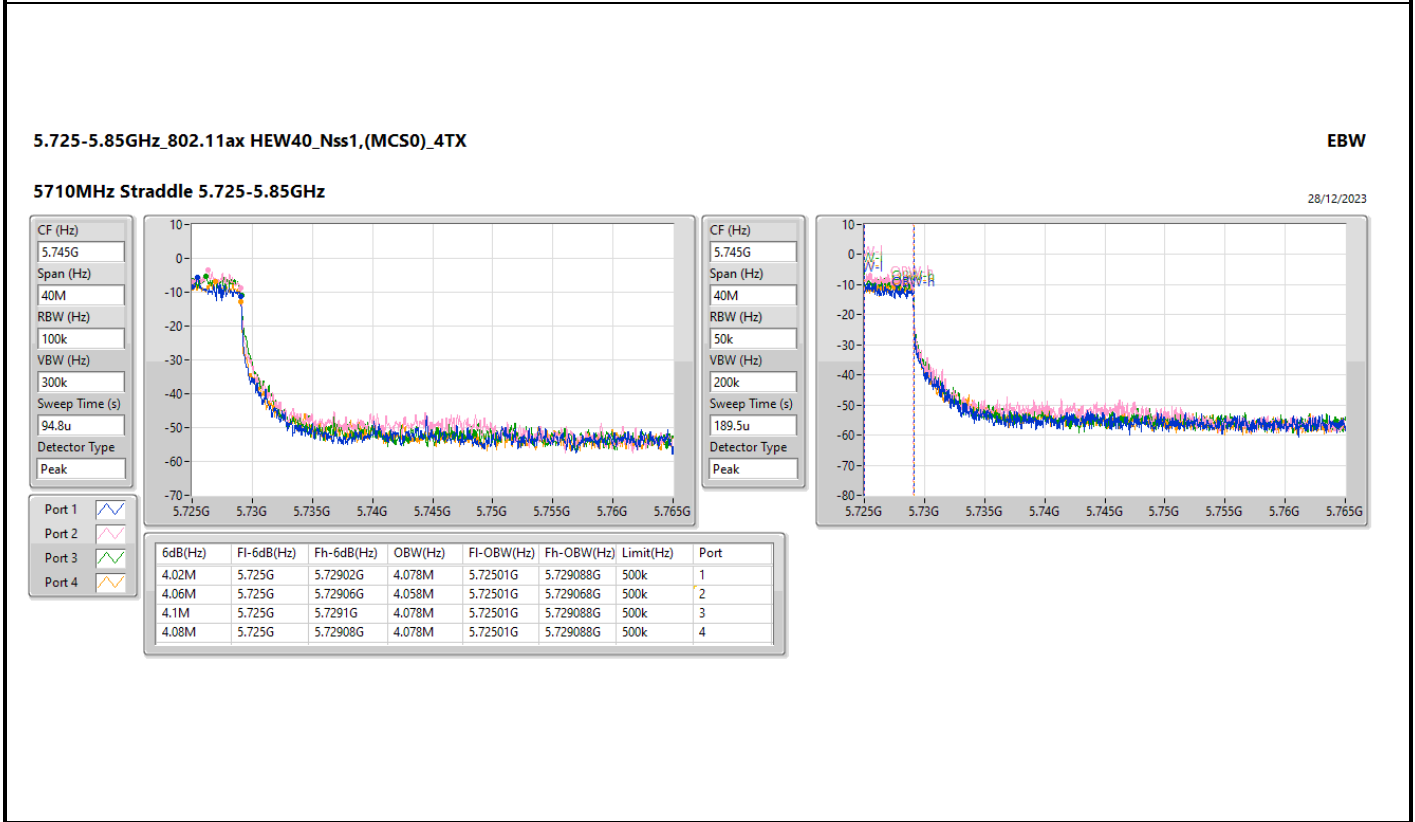
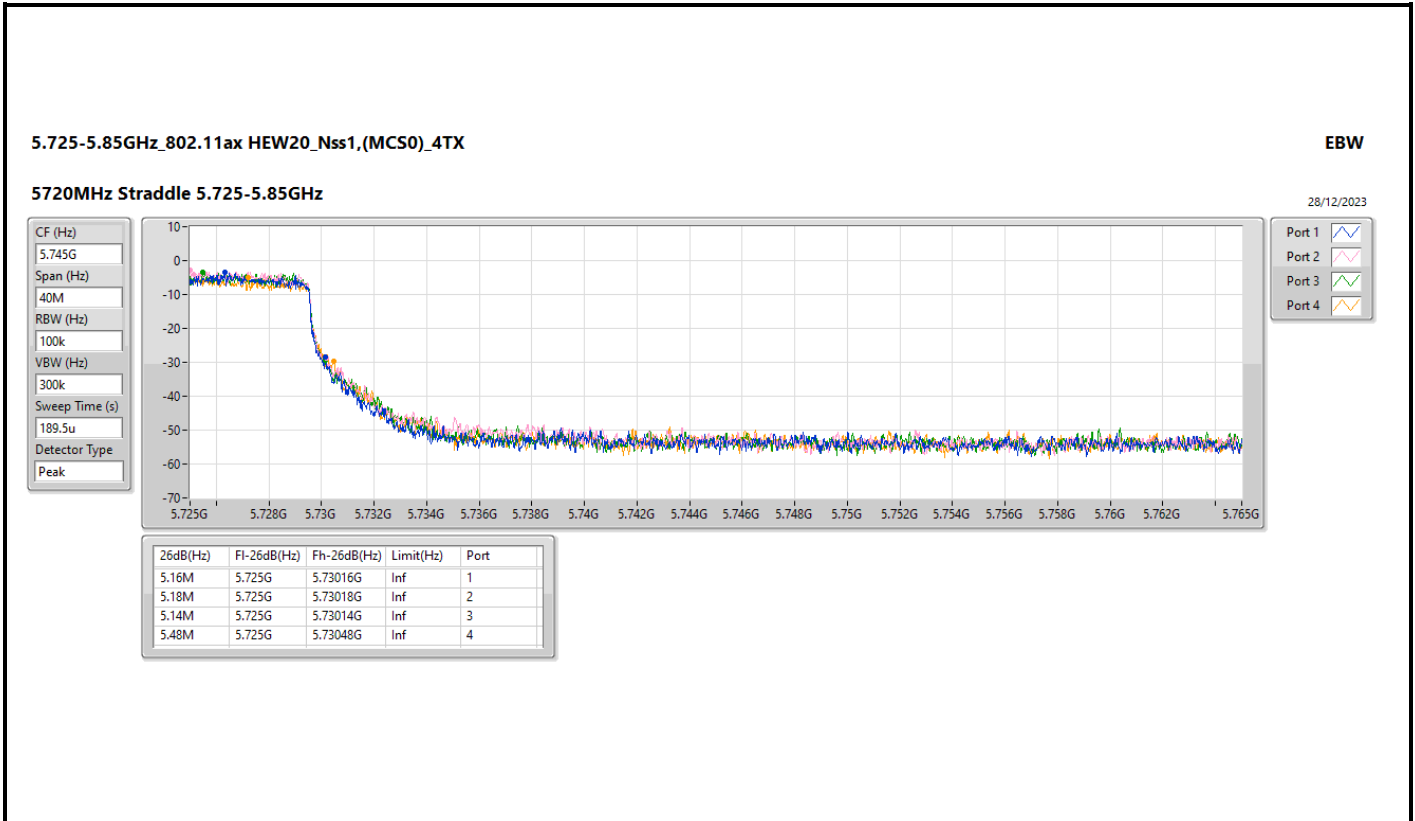


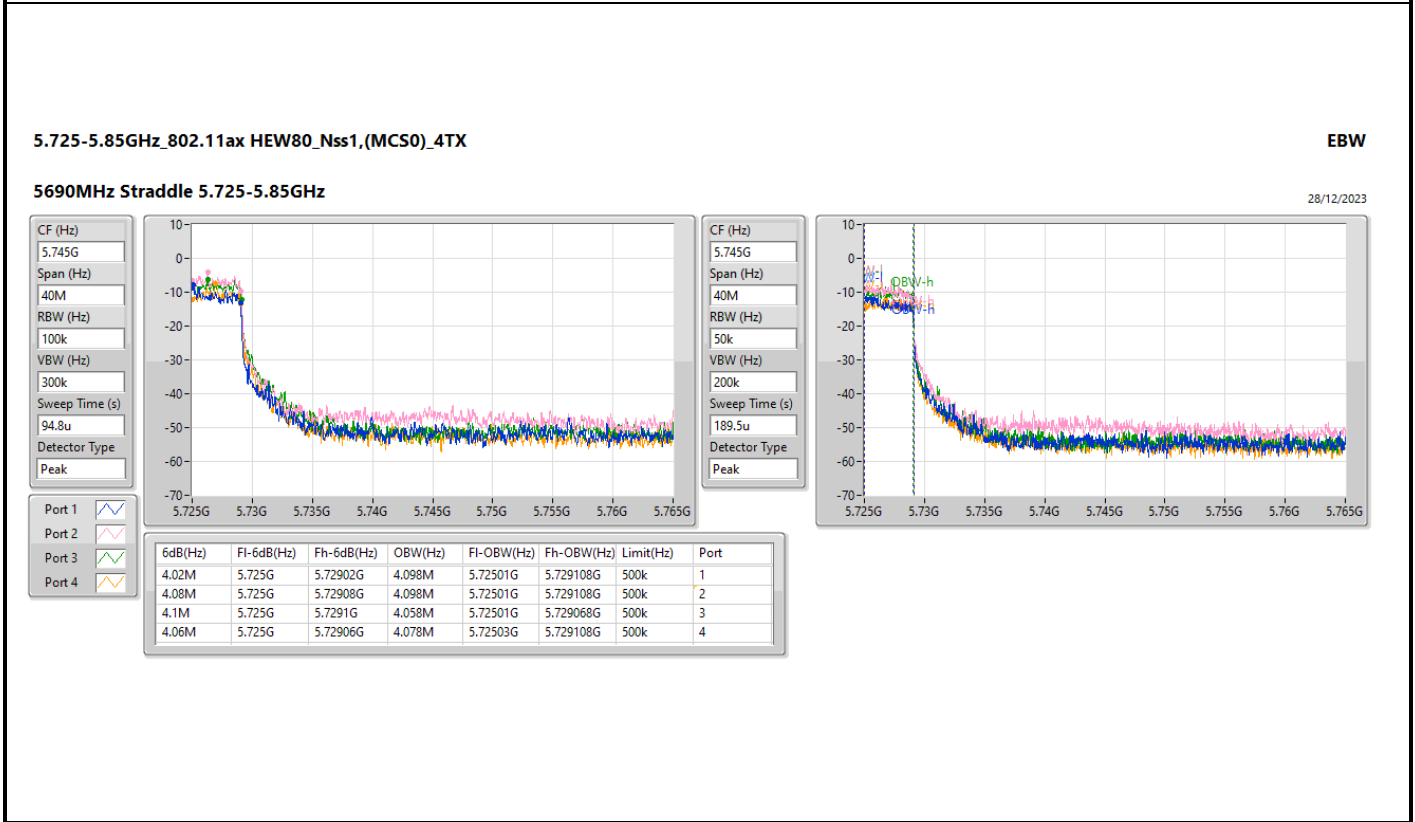
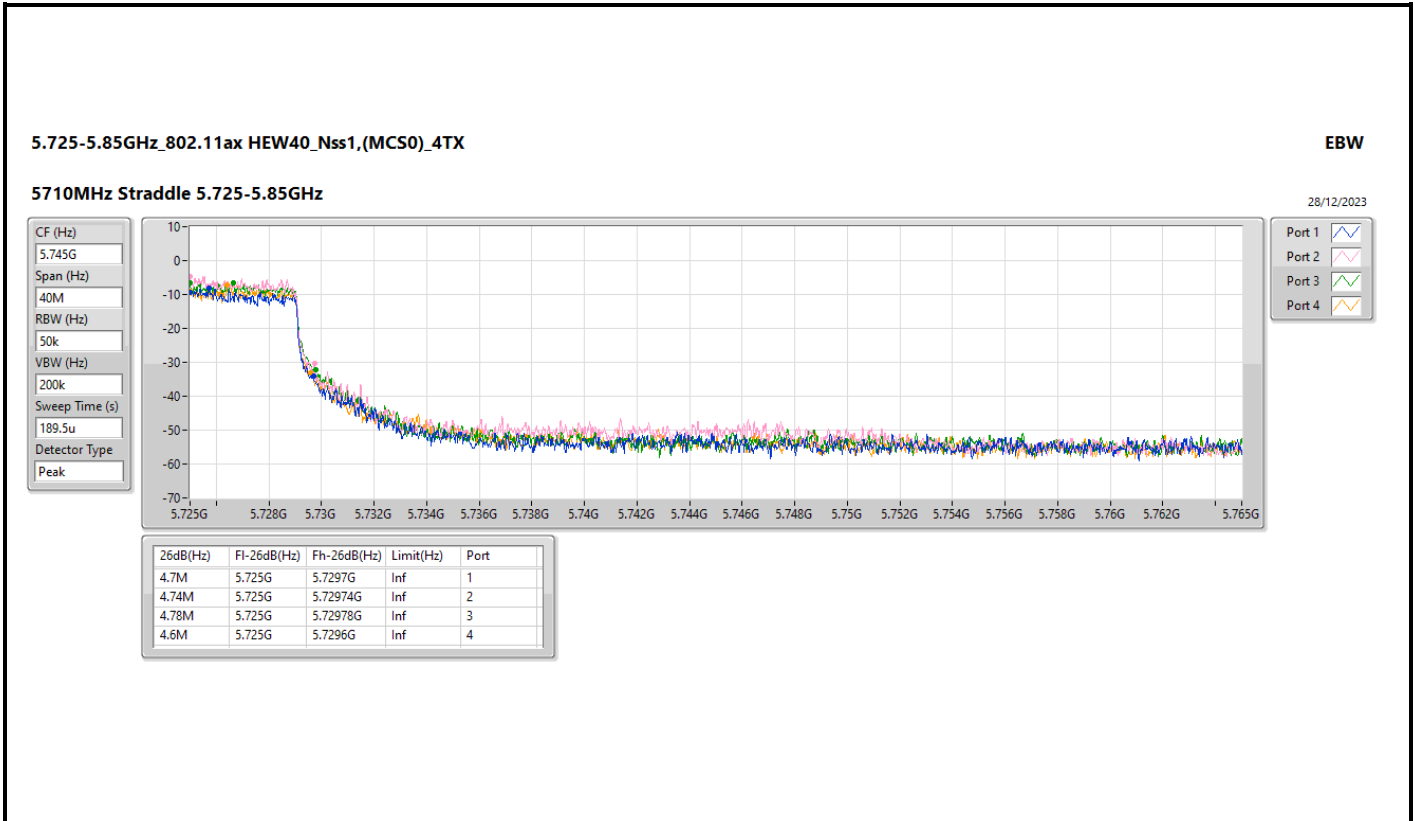


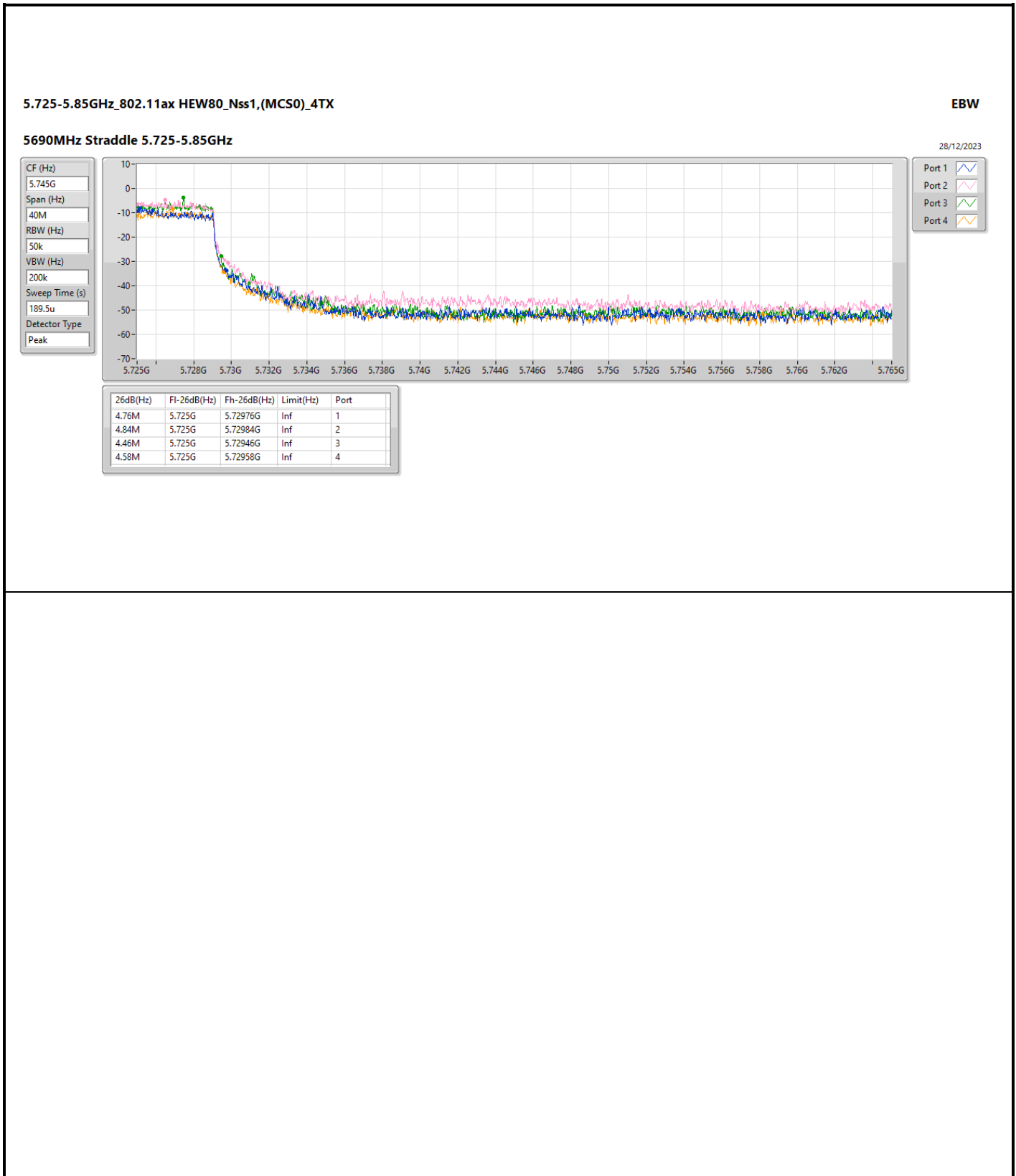














Summary

Mode	Max-N dB (Hz)	Max-OBW (Hz)	ITU-Code	Min-N dB (Hz)	Min-OBW (Hz)
5.15-5.25GHz	-	-	-	-	-
802.11ax HEW80+80_Nss1,(MCS0)_2TX(Port1&Port2)	81.84M	76.985M	77M0D1D	80.3M	76.824M
5.25-5.35GHz	-	-	-	-	-
802.11a_Nss1,(6Mbps)_4TX	19.745M	16.624M	16M6D1D	18.205M	16.316M
802.11ax HEW20_Nss1,(MCS0)_4TX	20.625M	18.991M	19M0D1D	19.69M	18.841M
802.11ax HEW40_Nss1,(MCS0)_4TX	39.93M	37.731M	37M7D1D	38.94M	37.481M
802.11ax HEW80_Nss1,(MCS0)_4TX	80.08M	77.261M	77M3D1D	78.98M	76.862M
802.11ax HEW80+80_Nss1,(MCS0)_2TX(Port3&Port4)	80.96M	77.269M	77M3D1D	80.08M	76.956M

Max-N dB = Maximum 6dB down bandwidth for 5.725-5.85GHz band / Maximum 26dB down bandwidth for other band;
Max-OBW = Maximum 99% occupied bandwidth;
Min-N dB = Minimum 6dB down bandwidth for 5.725-5.85GHz band / Maximum 26dB down bandwidth for other band;
Min-OBW = Minimum 99% occupied bandwidth



Result

Mode	Result	Limit (Hz)	Port 1-N dB (Hz)	Port 1-OBW (Hz)	Port 2-N dB (Hz)	Port 2-OBW (Hz)	Port 3-N dB (Hz)	Port 3-OBW (Hz)	Port 4-N dB (Hz)	Port 4-OBW (Hz)
802.11a_Nss1,(6Mbps)_4TX	-	-	-	-	-	-	-	-	-	-
5260MHz	Pass	Inf	18.205M	16.382M	18.48M	16.558M	18.59M	16.47M	18.975M	16.36M
5300MHz	Pass	Inf	18.205M	16.316M	18.535M	16.36M	18.645M	16.382M	18.755M	16.404M
5320MHz	Pass	Inf	19.745M	16.47M	18.425M	16.492M	19.305M	16.448M	19.69M	16.624M
802.11ax HEW20_Nss1,(MCS0)_4TX	-	-	-	-	-	-	-	-	-	-
5260MHz	Pass	Inf	19.91M	18.866M	20.515M	18.966M	20.625M	18.991M	20.295M	18.841M
5300MHz	Pass	Inf	20.46M	18.941M	19.69M	18.916M	20.24M	18.966M	20.405M	18.841M
5320MHz	Pass	Inf	19.91M	18.891M	20.625M	18.891M	20.295M	18.916M	20.075M	18.841M
802.11ax HEW40_Nss1,(MCS0)_4TX	-	-	-	-	-	-	-	-	-	-
5270MHz	Pass	Inf	39.93M	37.731M	39.6M	37.681M	39.71M	37.681M	39.27M	37.481M
5310MHz	Pass	Inf	39.71M	37.731M	39.82M	37.681M	38.94M	37.531M	39.05M	37.731M
802.11ax HEW80_Nss1,(MCS0)_4TX	-	-	-	-	-	-	-	-	-	-
5290MHz	Pass	Inf	78.98M	77.261M	78.98M	76.862M	79.2M	76.962M	80.08M	77.061M
802.11ax HEW80+80_Nss1,(MCS0)_2TX(Port1&Port2)	-	-	-	-	-	-	-	-	-	-
#5210MHz,5290MHz	Pass	Inf	81.84M	76.824M	80.3M	76.985M				
802.11ax HEW80+80_Nss1,(MCS0)_2TX(Port3&Port4)	-	-	-	-	-	-	-	-	-	-
5210MHz,#5290MHz	Pass	Inf					80.08M	77.269M	80.96M	76.956M

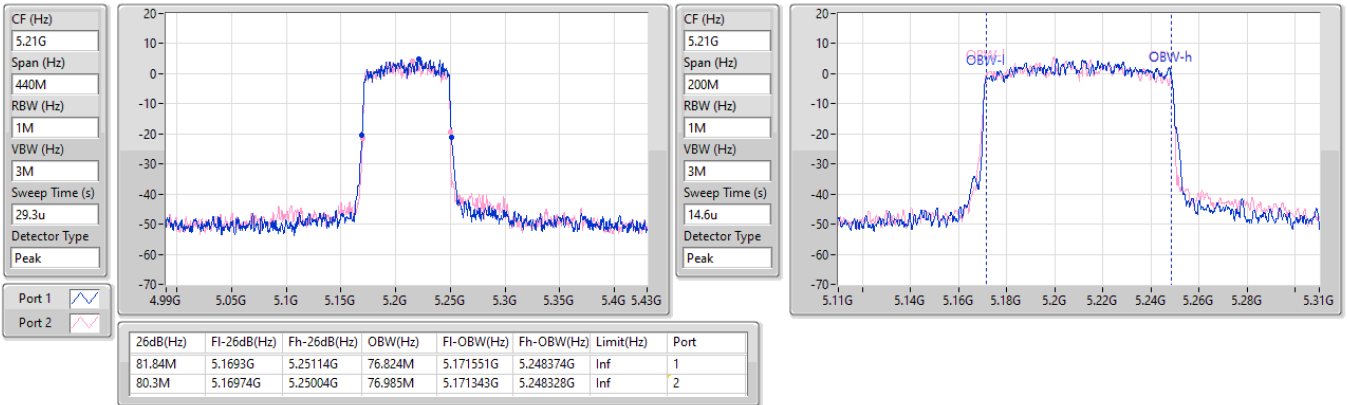
Port X-N dB = Port X 6dB down bandwidth for 5.725-5.85GHz band / 26dB down bandwidth for other band
 Port X-OBW = Port X 99% occupied bandwidth

5.15-5.25GHz_802.11ax_HEW80+80_Nss1,(MCS0)_2TX(Port1&Port2)

EBW

#5210MHz,5290MHz

27/06/2024

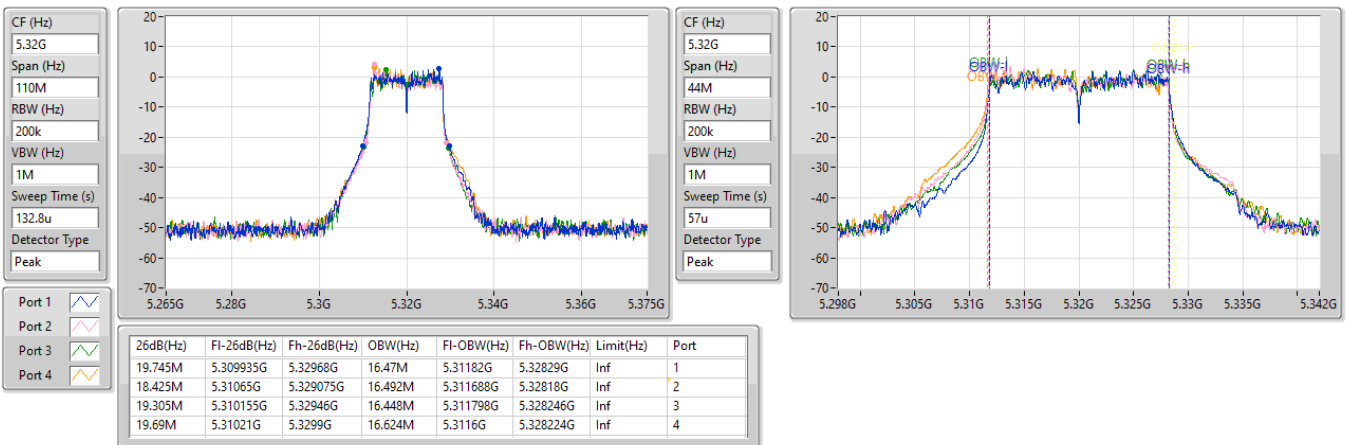


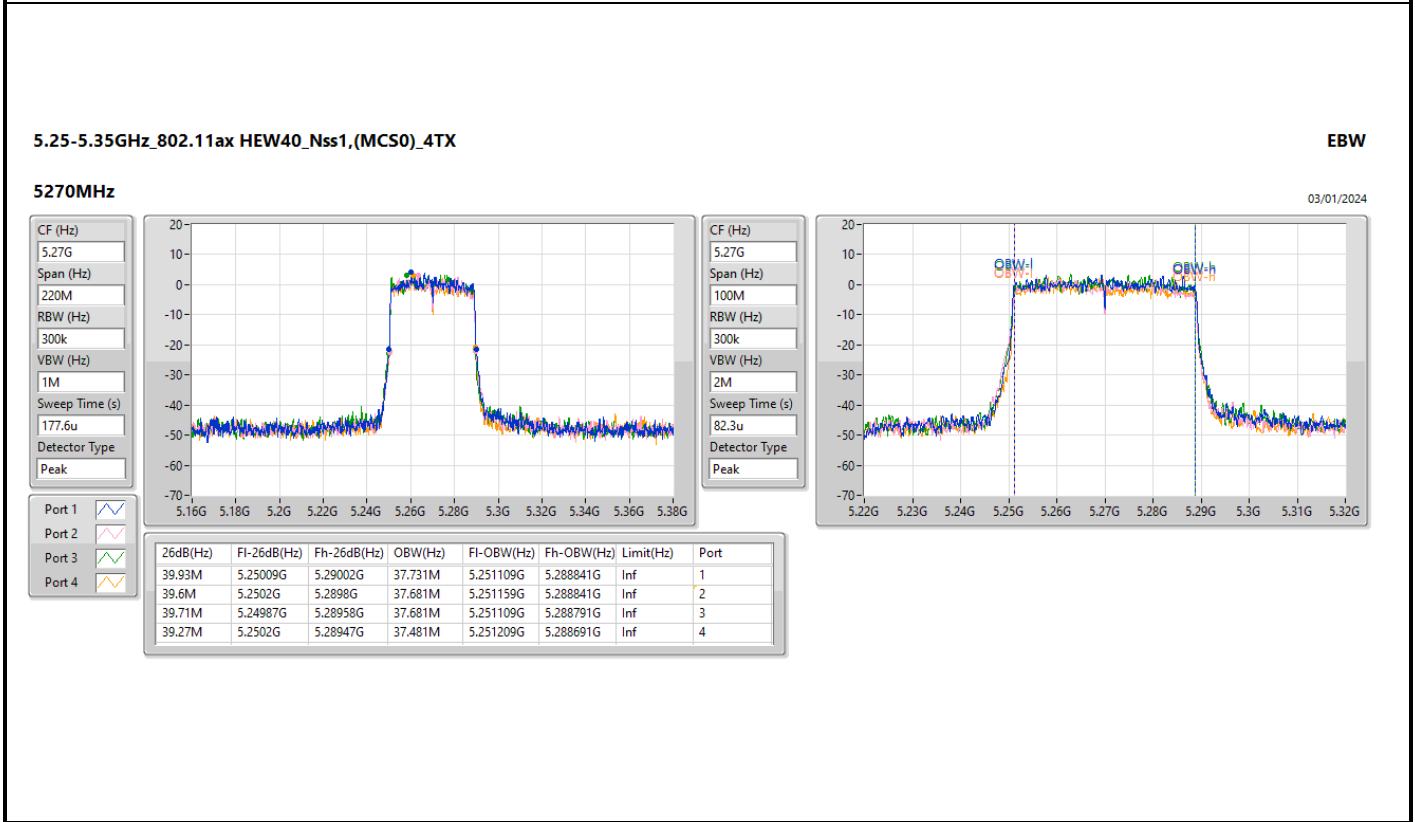
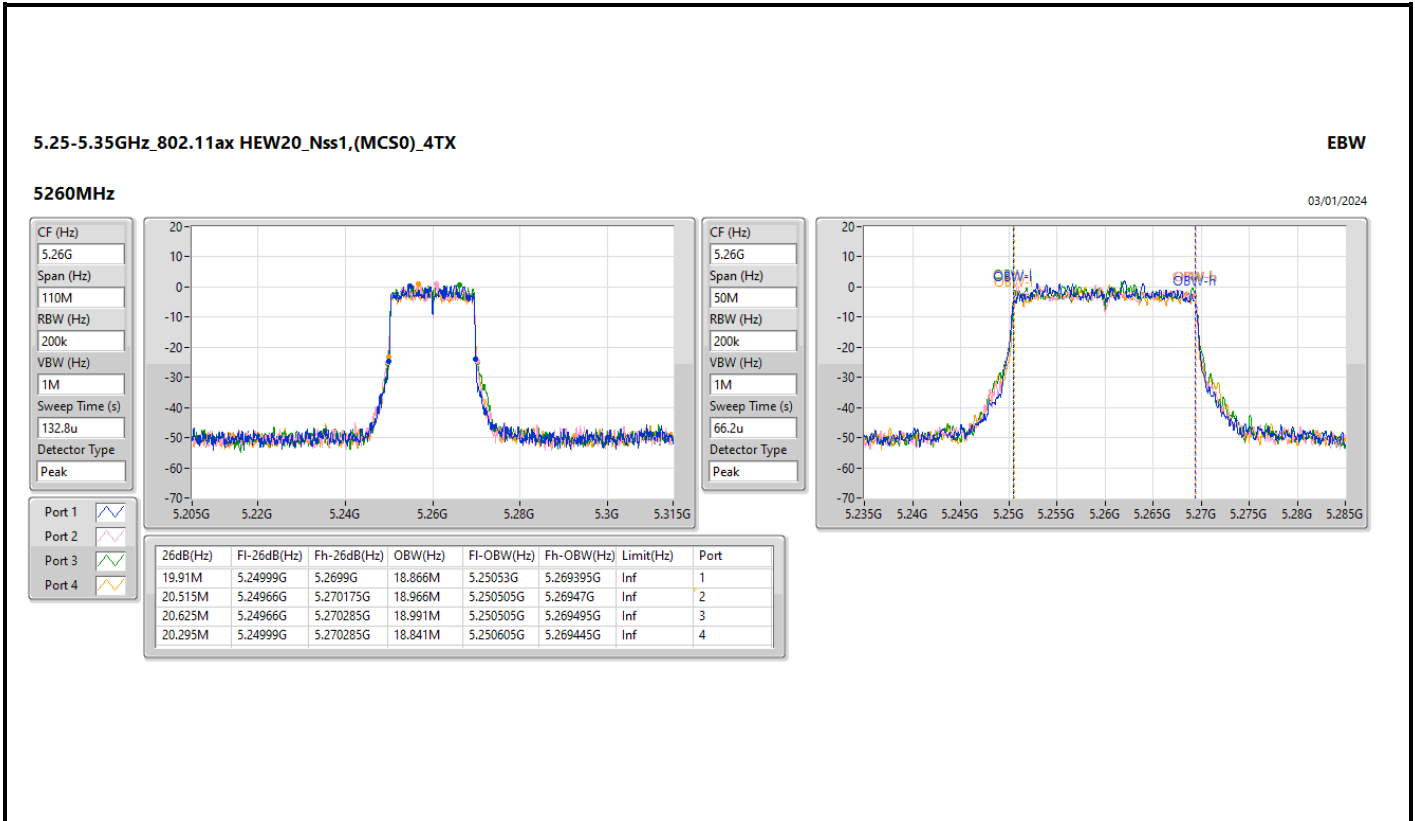
5.25-5.35GHz_802.11a_Nss1,(6Mbps)_4TX

EBW

5320MHz

21/11/2023



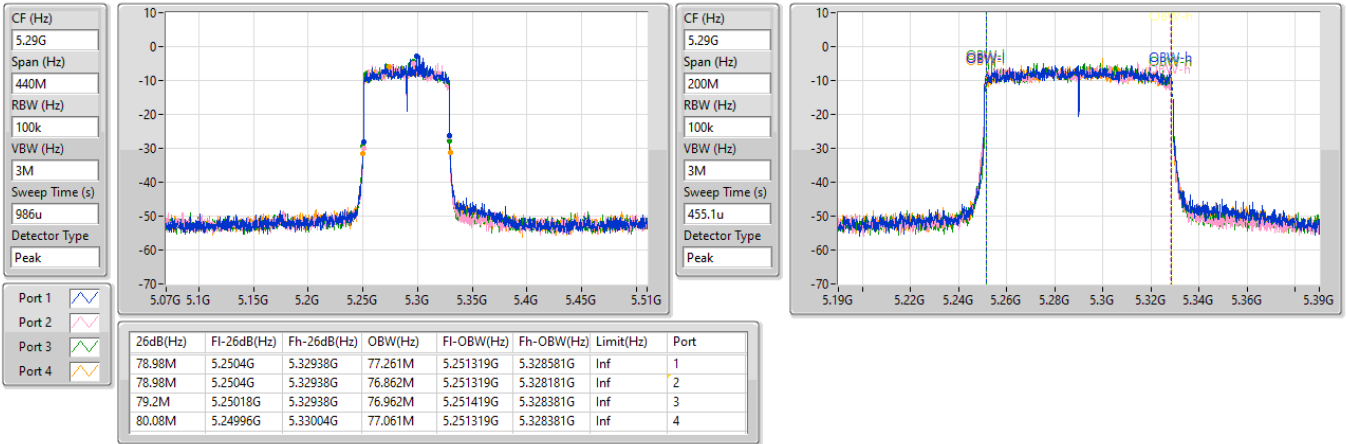


5.25-5.35GHz_802.11ax_HEW80_Nss1,(MCS0)_4TX

EBW

5290MHz

21/11/2023

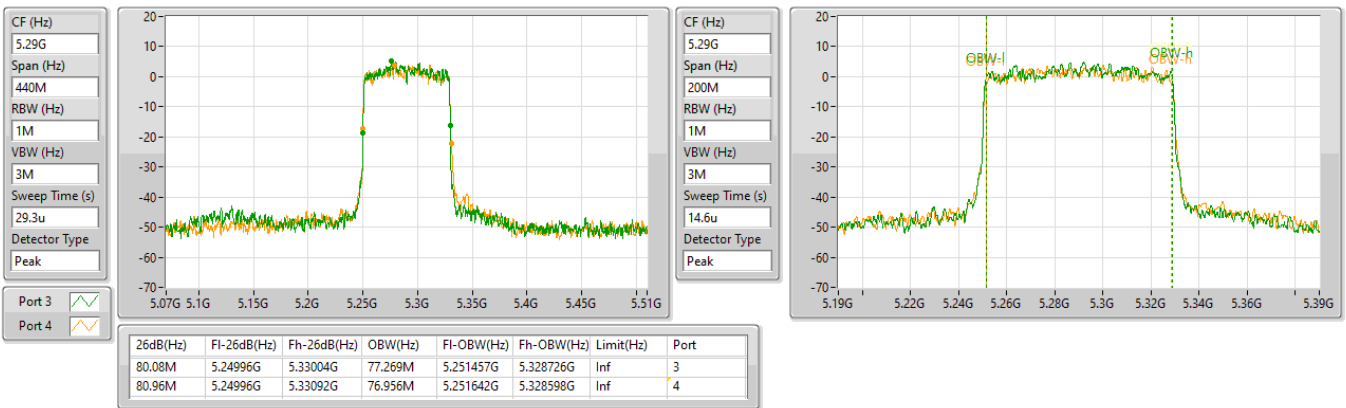


5.25-5.35GHz_802.11ax_HEW80+80_Nss1,(MCS0)_2TX(Port3&Port4)

EBW

5210MHz,#5290MHz

27/06/2024





Summary

Mode	Max-N dB (Hz)	Max-OBW (Hz)	ITU-Code	Min-N dB (Hz)	Min-OBW (Hz)
5.47-5.725GHz	-	-	-	-	-
802.11a_Nss1,(6Mbps)_4TX	19.91M	16.602M	16M6D1D	14.07M	13.223M
802.11ax HEW20_Nss1,(MCS0)_4TX	21.395M	19.115M	19M1D1D	15.42M	14.453M
802.11ax HEW40_Nss1,(MCS0)_4TX	39.82M	37.731M	37M7D1D	34.405M	33.548M
802.11ax HEW80_Nss1,(MCS0)_4TX	79.86M	77.261M	77M3D1D	74.625M	72.639M
802.11ax HEW160_Nss1,(MCS0)_4TX	160.16M	155.522M	156MD1D	158.84M	155.122M
5.725-5.85GHz	-	-	-	-	-
802.11a_Nss1,(6Mbps)_4TX	3.24M	3.498M	3M50D1D	3.16M	3.478M
802.11ax HEW20_Nss1,(MCS0)_4TX	4.58M	4.578M	4M58D1D	4.52M	4.538M
802.11ax HEW40_Nss1,(MCS0)_4TX	4.1M	4.178M	4M18D1D	4.04M	4.038M
802.11ax HEW80_Nss1,(MCS0)_4TX	4.12M	4.178M	4M18D1D	4.02M	4.058M

Max-N dB = Maximum 6dB down bandwidth for 5.725-5.85GHz band / Maximum 26dB down bandwidth for other band;
 Max-OBW = Maximum 99% occupied bandwidth;
 Min-N dB = Minimum 6dB down bandwidth for 5.725-5.85GHz band / Maximum 26dB down bandwidth for other band;
 Min-OBW = Minimum 99% occupied bandwidth



Result

Mode	Result	Limit (Hz)	Port 1-N dB (Hz)	Port 1-OBW (Hz)	Port 2-N dB (Hz)	Port 2-OBW (Hz)	Port 3-N dB (Hz)	Port 3-OBW (Hz)	Port 4-N dB (Hz)	Port 4-OBW (Hz)
802.11a_Nss1,(6Mbps)_4TX	-	-	-	-	-	-	-	-	-	-
5500MHz	Pass	Inf	18.755M	16.47M	19.47M	16.404M	19.58M	16.448M	19.91M	16.492M
5580MHz	Pass	Inf	19.25M	16.602M	18.865M	16.492M	19.69M	16.492M	18.865M	16.47M
5700MHz	Pass	Inf	18.92M	16.492M	19.305M	16.514M	19.855M	16.558M	19.25M	16.514M
5720MHz Straddle 5.47-5.725GHz	Pass	Inf	14.535M	13.253M	14.49M	13.238M	14.655M	13.223M	14.07M	13.223M
5720MHz Straddle 5.725-5.85GHz	Pass	500k	3.24M	3.478M	3.16M	3.498M	3.18M	3.478M	3.22M	3.478M
802.11ax HEW20_Nss1,(MCS0)_4TX	-	-	-	-	-	-	-	-	-	-
5500MHz	Pass	Inf	20.625M	18.966M	20.68M	19.115M	20.79M	19.015M	21.065M	19.015M
5580MHz	Pass	Inf	21.01M	19.09M	21.395M	18.991M	20.515M	18.991M	21.12M	18.991M
5700MHz	Pass	Inf	21.23M	18.991M	21.23M	18.991M	20.57M	18.991M	21.23M	18.991M
5720MHz Straddle 5.47-5.725GHz	Pass	Inf	15.45M	14.468M	15.525M	14.528M	15.42M	14.453M	15.54M	14.483M
5720MHz Straddle 5.725-5.85GHz	Pass	500k	4.52M	4.538M	4.58M	4.578M	4.52M	4.538M	4.58M	4.578M
802.11ax HEW40_Nss1,(MCS0)_4TX	-	-	-	-	-	-	-	-	-	-
5510MHz	Pass	Inf	39.27M	37.481M	39.82M	37.731M	39.6M	37.481M	39.16M	37.531M
5550MHz	Pass	Inf	39.16M	37.631M	39.82M	37.531M	39.49M	37.581M	38.83M	37.531M
5670MHz	Pass	Inf	39.49M	37.731M	39.6M	37.331M	39.49M	37.531M	39.49M	37.631M
5710MHz Straddle 5.47-5.725GHz	Pass	Inf	34.405M	33.618M	34.685M	33.653M	34.615M	33.548M	34.65M	33.653M
5710MHz Straddle 5.725-5.85GHz	Pass	500k	4.1M	4.038M	4.04M	4.178M	4.04M	4.078M	4.04M	4.058M
802.11ax HEW80_Nss1,(MCS0)_4TX	-	-	-	-	-	-	-	-	-	-
5530MHz	Pass	Inf	79.42M	76.562M	79.2M	76.962M	78.98M	76.762M	78.98M	76.562M
5610MHz	Pass	Inf	79.2M	77.261M	79.64M	77.261M	79.86M	77.161M	79.42M	76.862M
5690MHz Straddle 5.47-5.725GHz	Pass	Inf	74.625M	72.639M	74.625M	72.939M	74.7M	72.864M	74.925M	72.864M
5690MHz Straddle 5.725-5.85GHz	Pass	500k	4.04M	4.078M	4.12M	4.058M	4.02M	4.178M	4.1M	4.078M
802.11ax HEW160_Nss1,(MCS0)_4TX	-	-	-	-	-	-	-	-	-	-
5570MHz	Pass	Inf	159.28M	155.122M	160.16M	155.522M	158.84M	155.322M	159.72M	155.322M

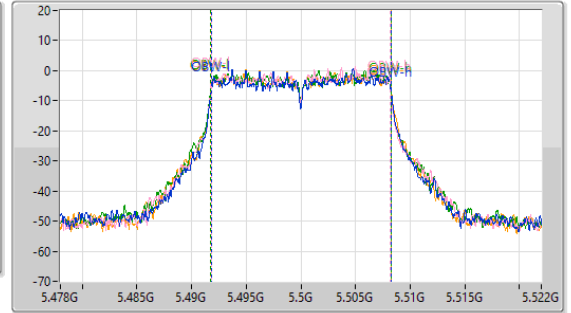
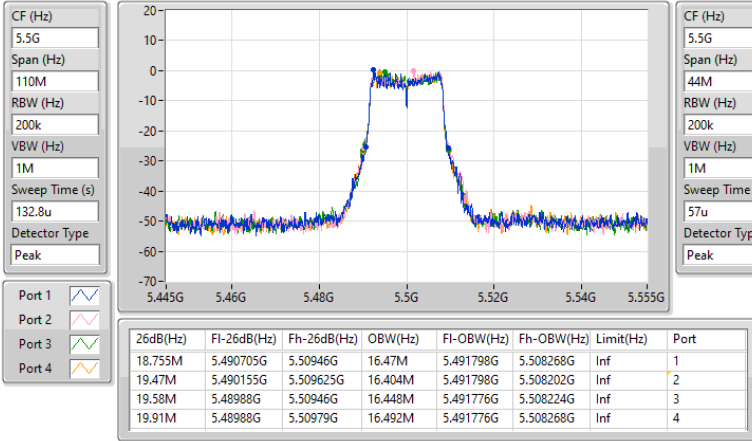
Port X-N dB = Port X 6dB down bandwidth for 5.725-5.85GHz band / 26dB down bandwidth for other band
 Port X-OBW = Port X 99% occupied bandwidth

5.47-5.725GHz_802.11a_Nss1,(6Mbps)_4TX

EBW

5500MHz

21/11/2023

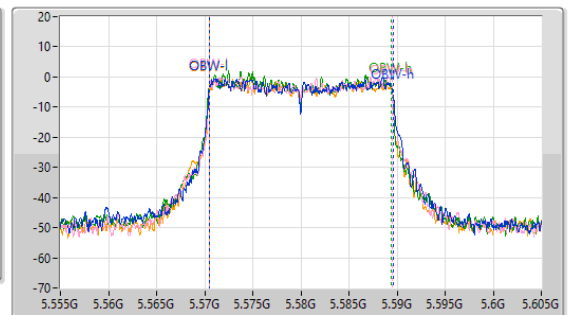
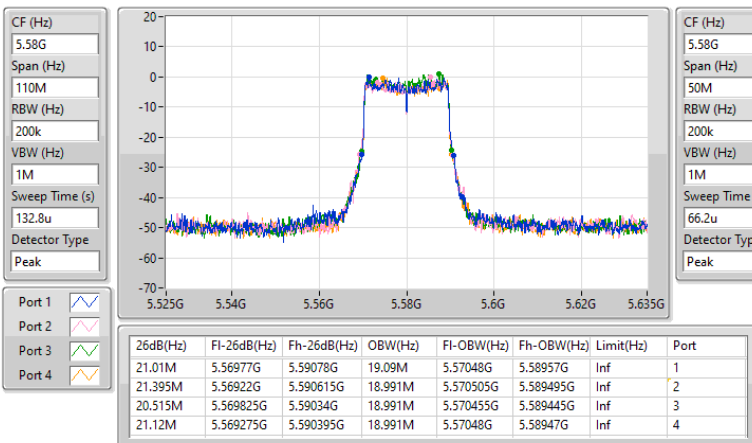


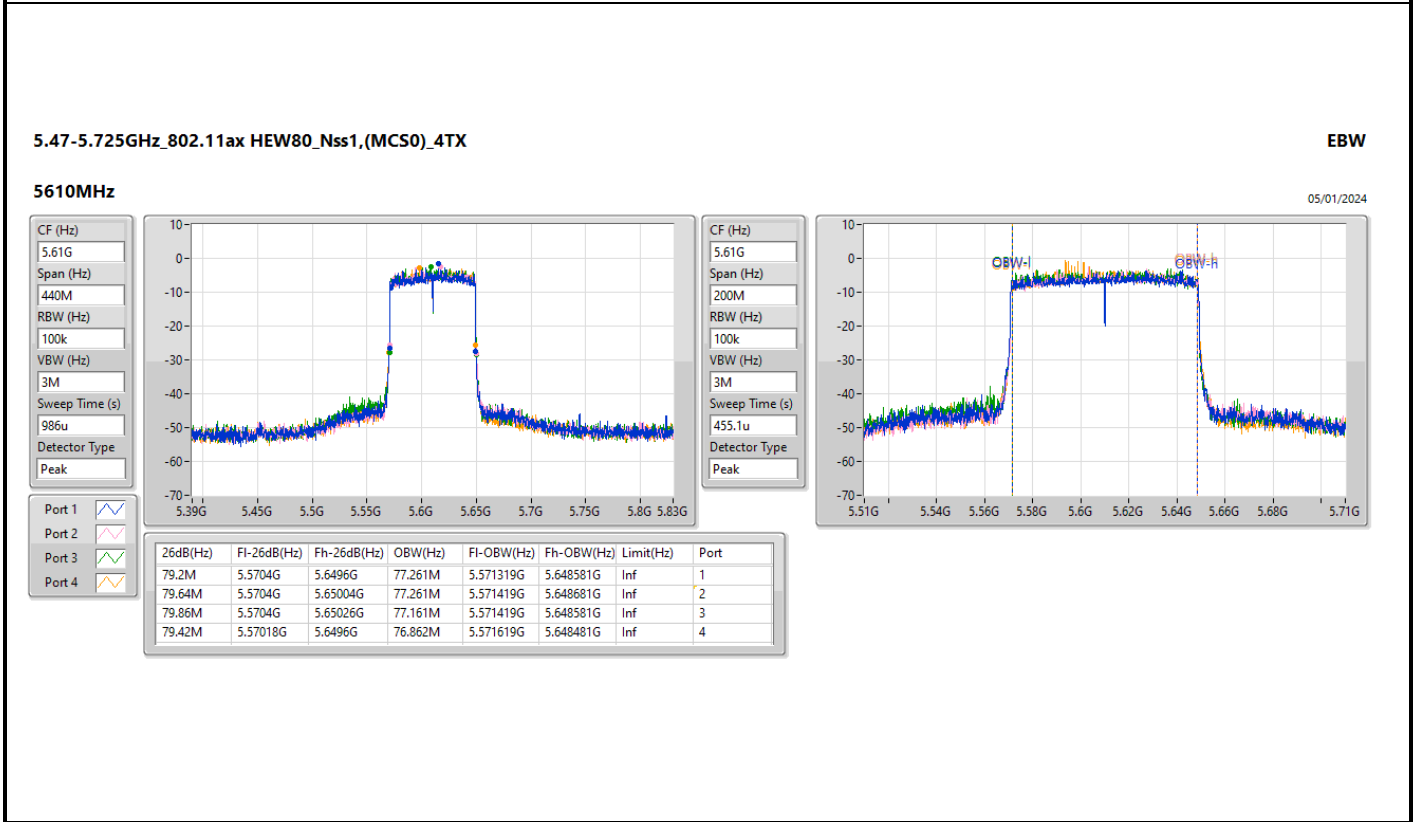
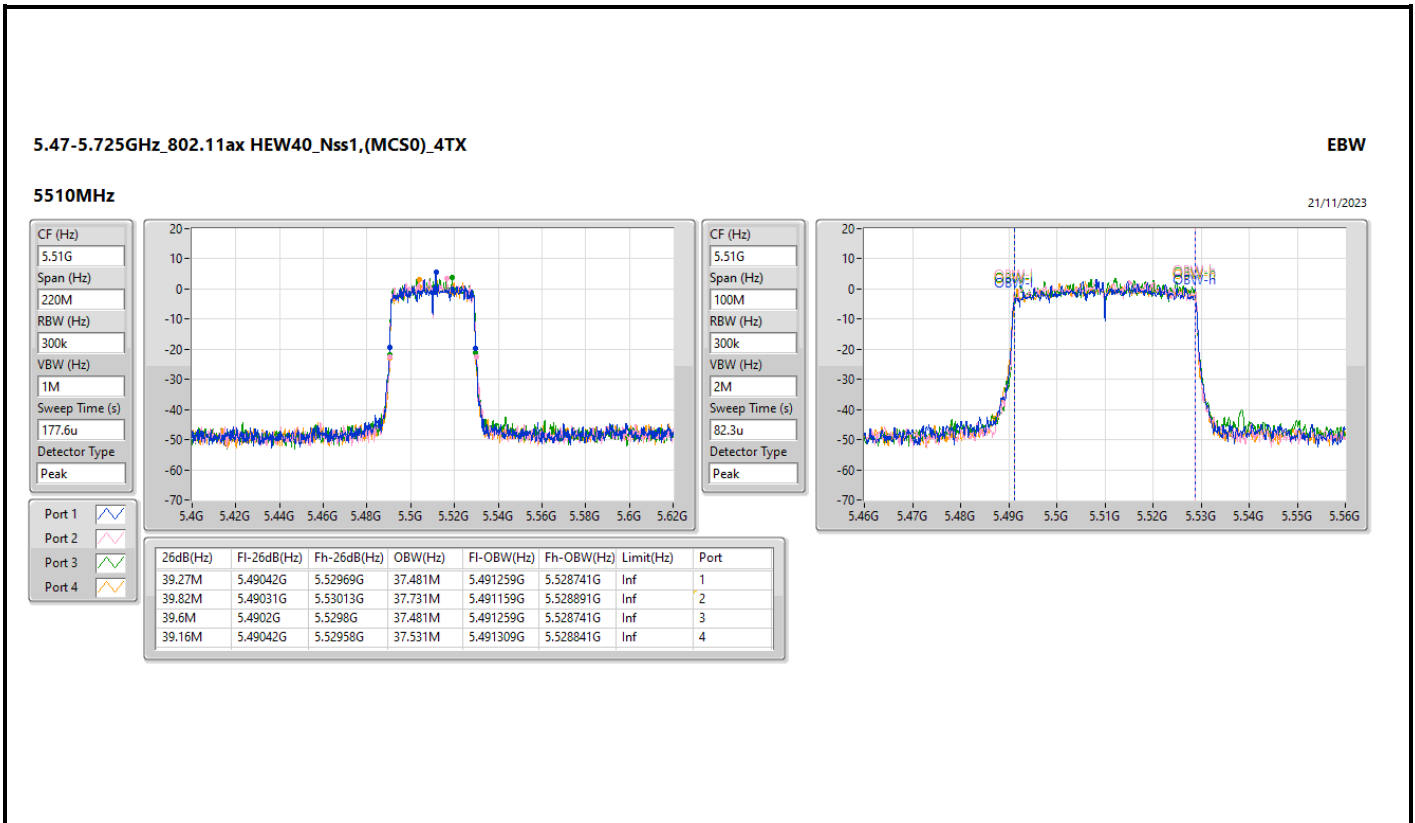
5.47-5.725GHz_802.11ax HEW20_Nss1,(MCS0)_4TX

EBW

5580MHz

05/01/2024



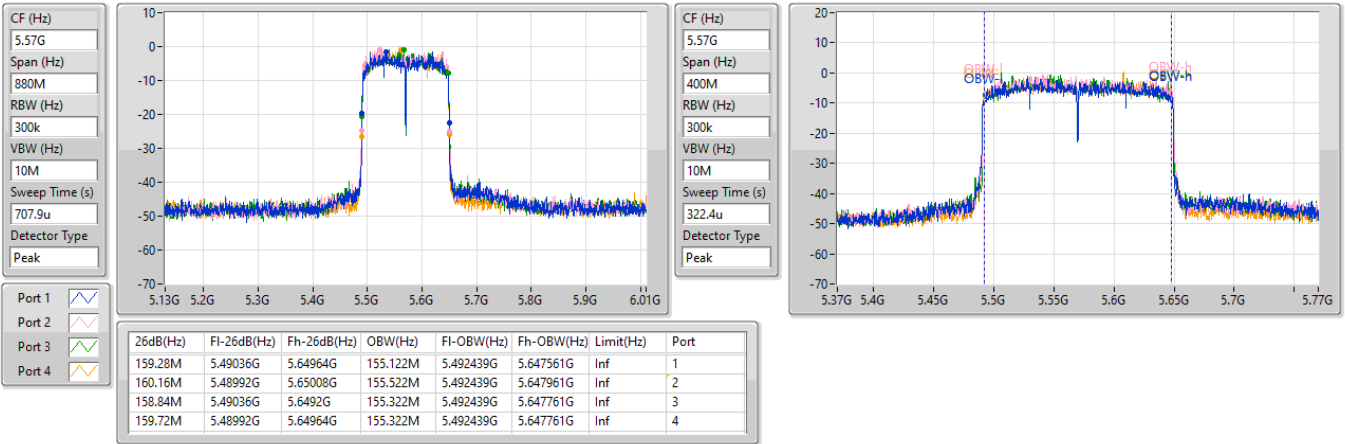


5.47-5.725GHz_802.11ax_HEW160_Nss1,(MCS0)_4TX

EBW

5570MHz

21/11/2023

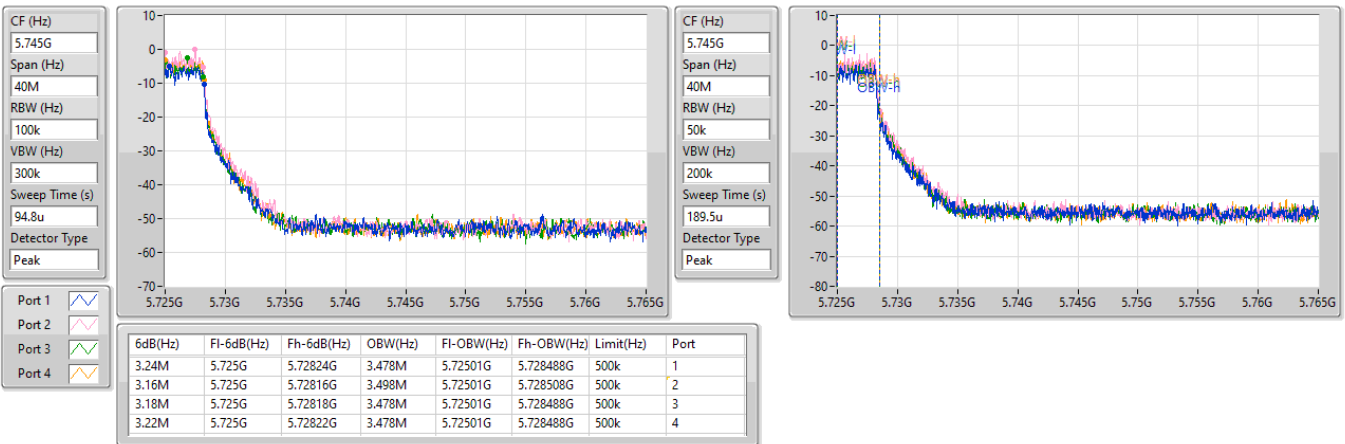


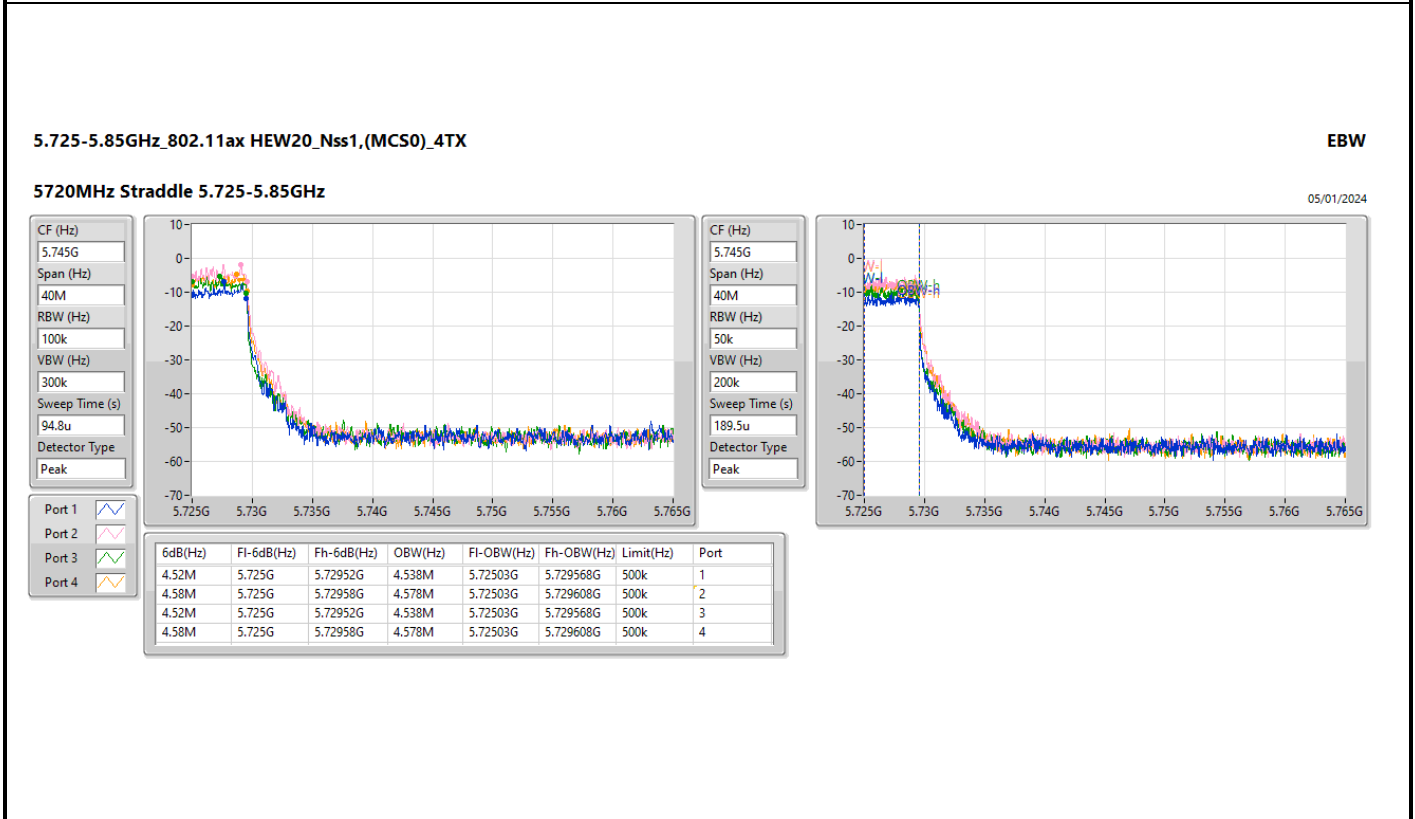
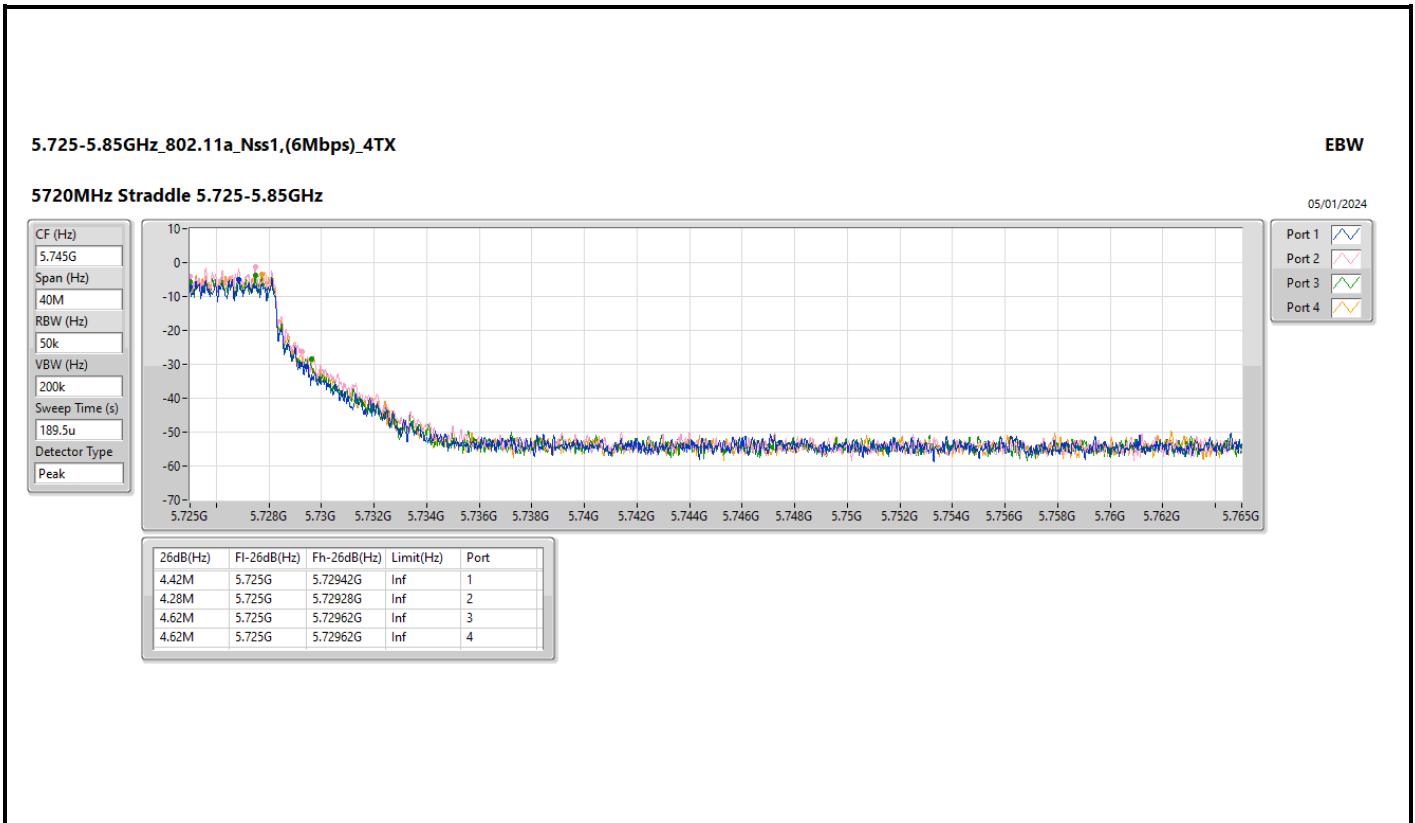
5.725-5.85GHz_802.11a_Nss1,(6Mbps)_4TX

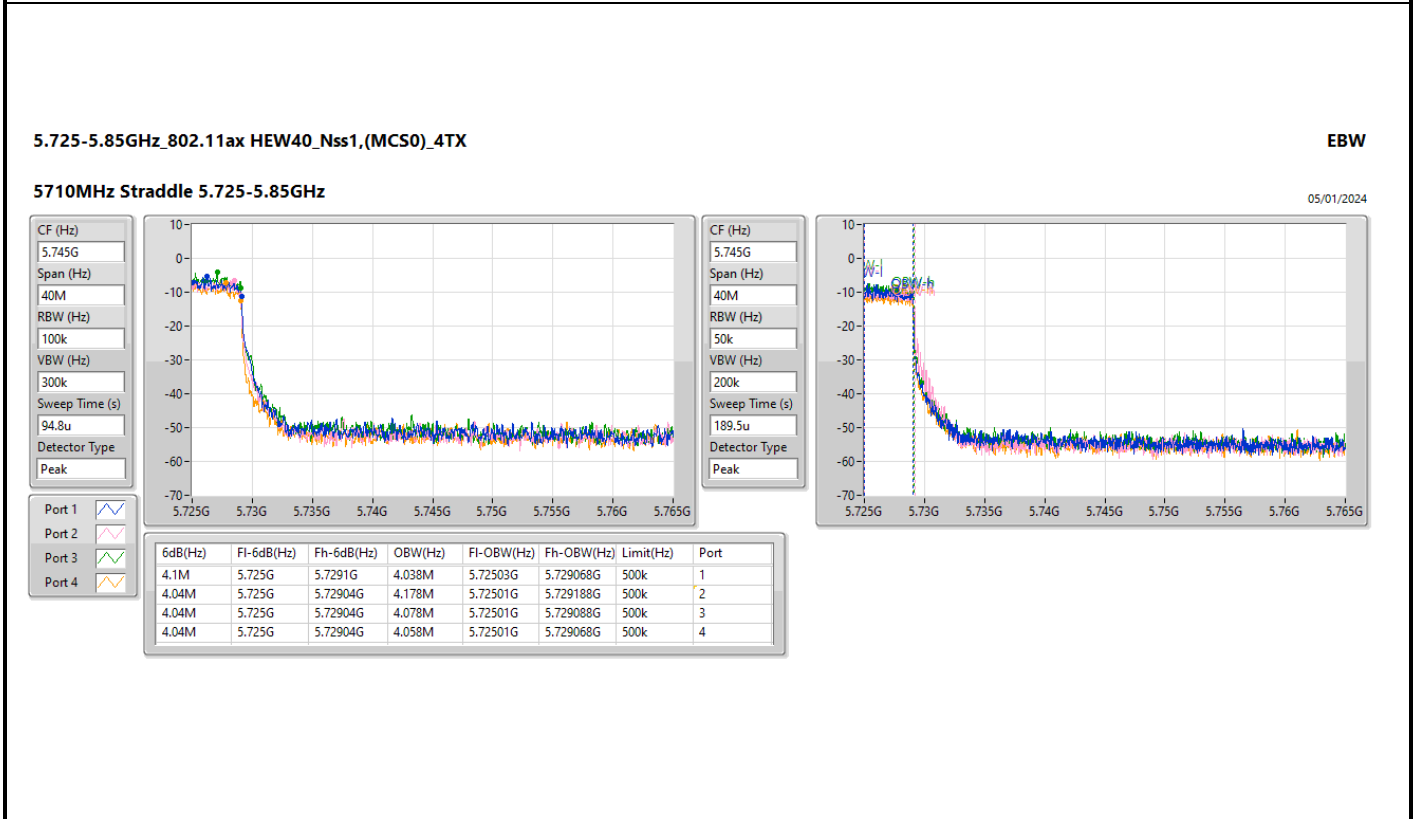
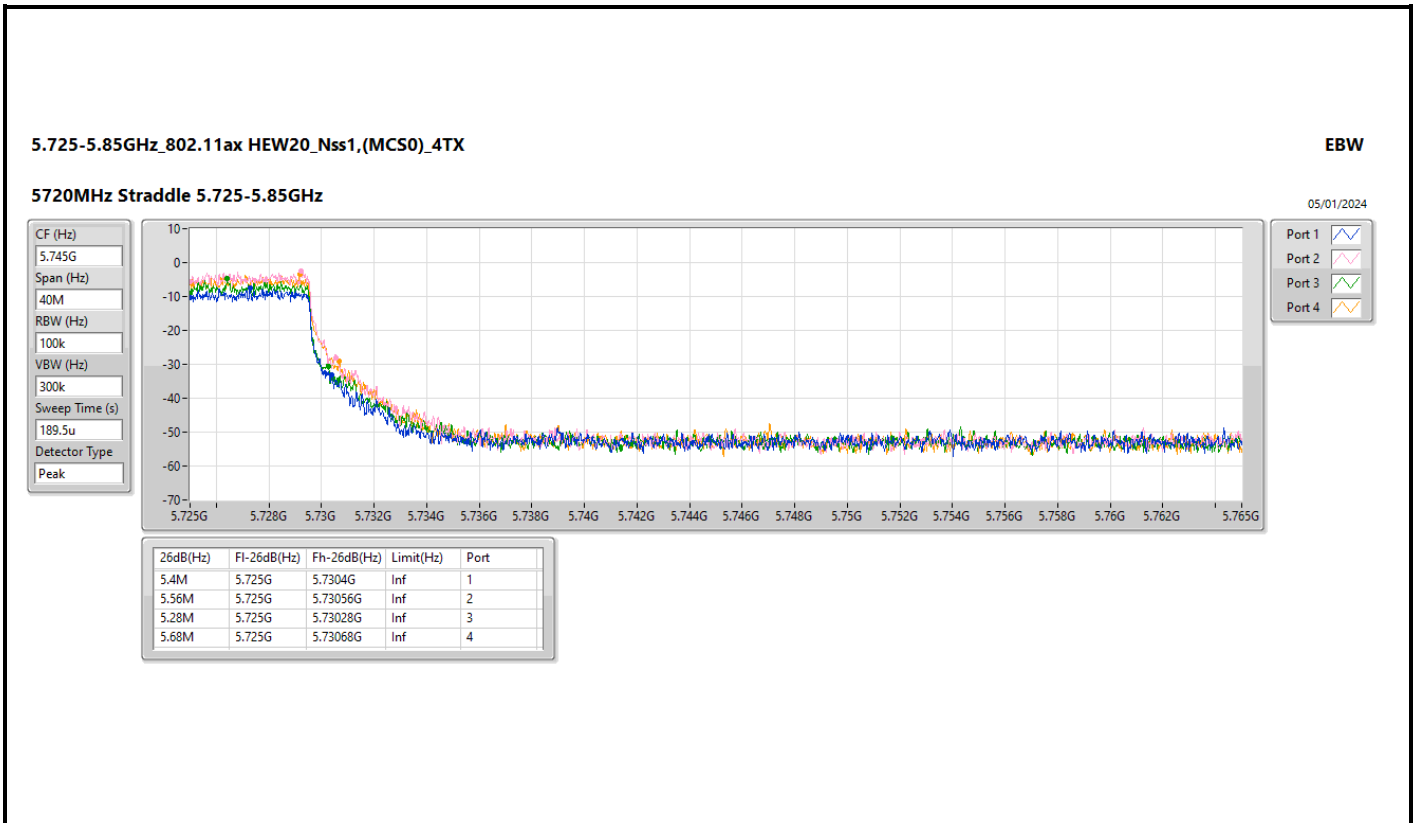
EBW

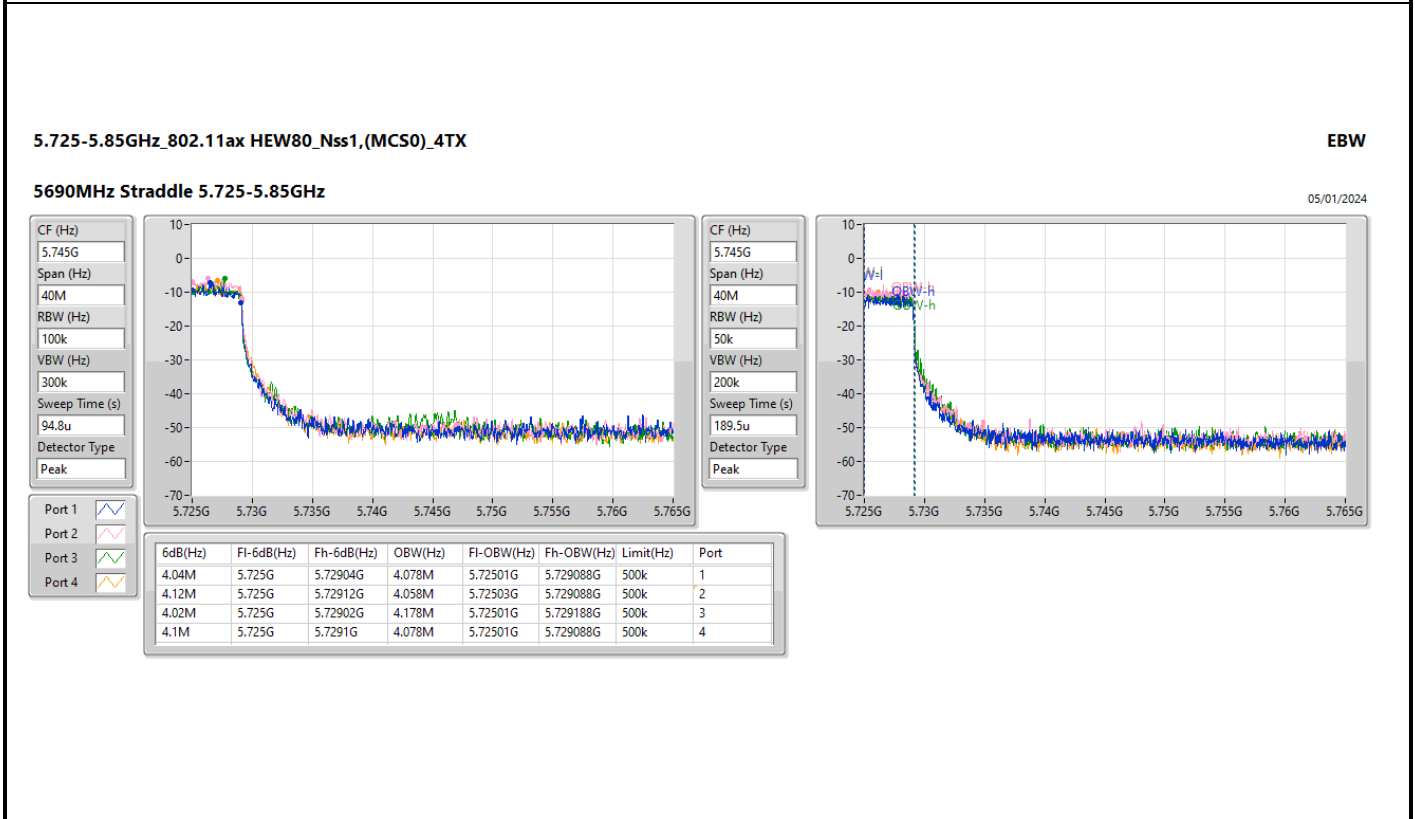
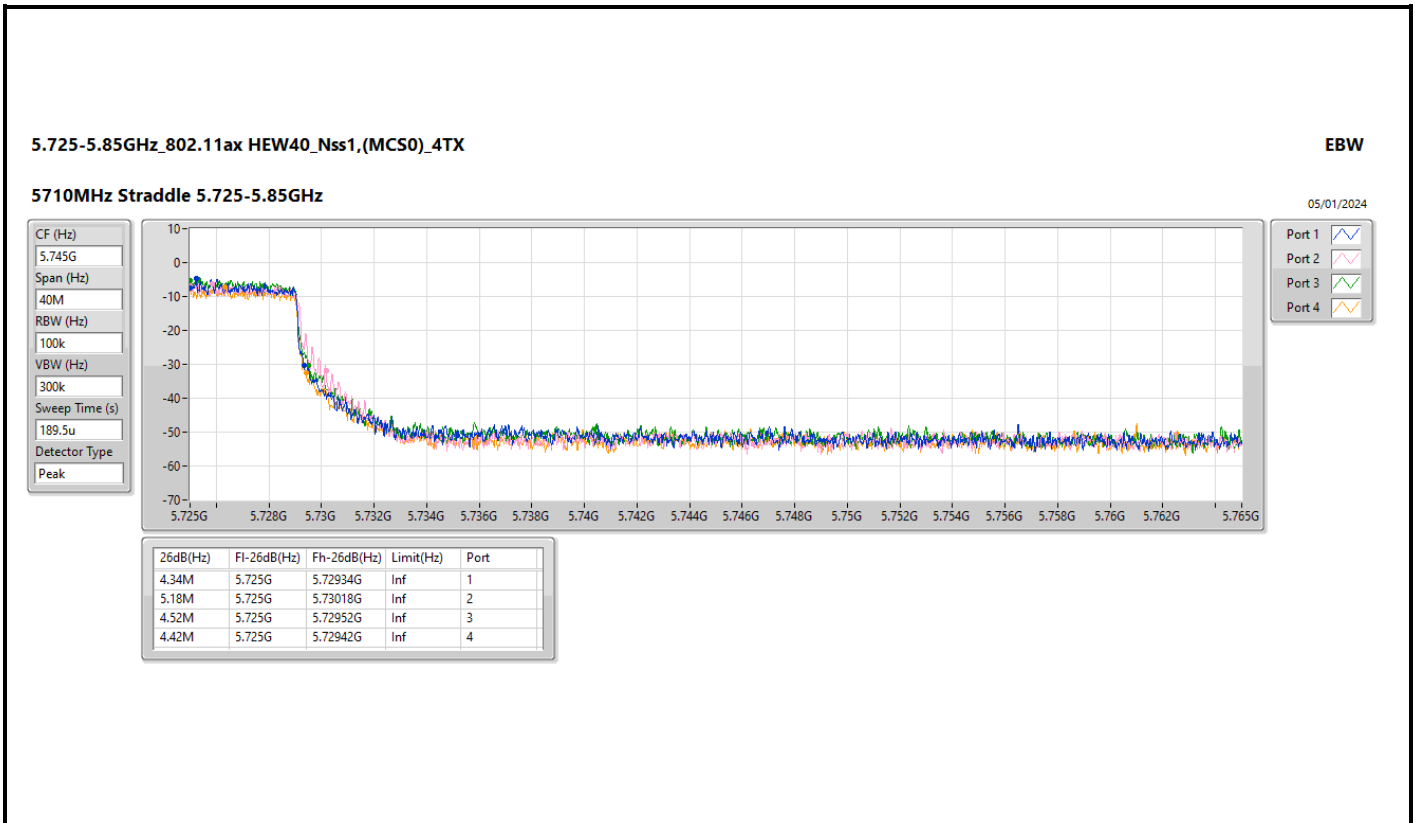
5720MHz Straddle 5.725-5.85GHz

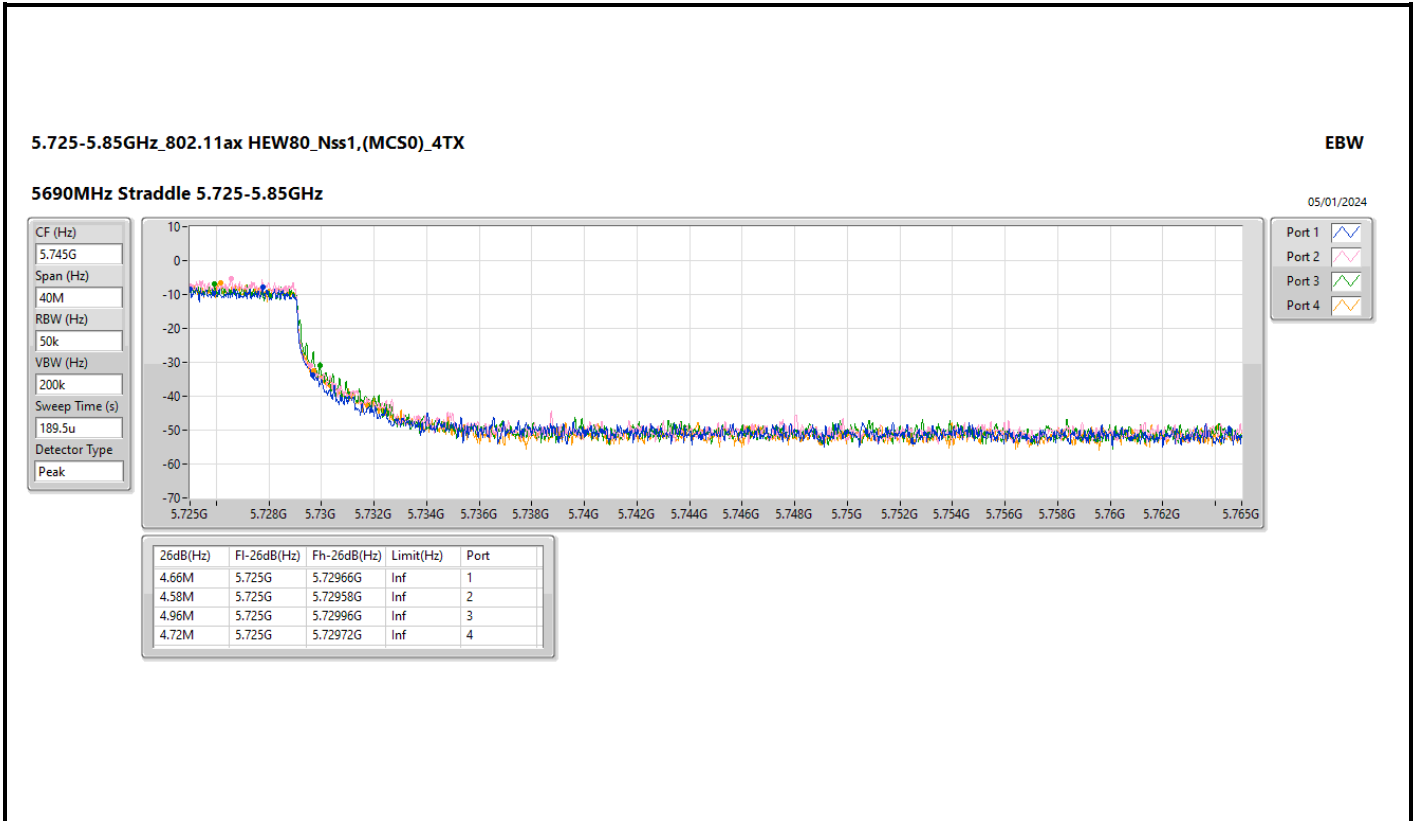
05/01/2024













Summary

Mode	Max-N dB (Hz)	Max-OBW (Hz)	ITU-Code	Min-N dB (Hz)	Min-OBW (Hz)
5.15-5.25GHz	-	-	-	-	-
802.11ax HEW80+80-BF_Nss1,(MCS0)_2TX(Port1&Port2)	80.3M	77.472M	77M5D1D	80.3M	77.309M
5.25-5.35GHz	-	-	-	-	-
802.11ax HEW20-BF_Nss1,(MCS0)_4TX	21.01M	18.941M	18M9D1D	20.02M	18.816M
802.11ax HEW40-BF_Nss1,(MCS0)_4TX	39.71M	37.831M	37M8D1D	39.27M	37.581M
802.11ax HEW80+80-BF_Nss1,(MCS0)_2TX(Port3&Port4)	81.4M	77.277M	77M3D1D	80.08M	77.266M
802.11ax HEW80-BF_Nss1,(MCS0)_4TX	79.2M	77.161M	77M2D1D	78.76M	76.762M
5.47-5.725GHz	-	-	-	-	-
802.11ax HEW20-BF_Nss1,(MCS0)_4TX	21.23M	19.015M	19M0D1D	15.03M	14.408M
802.11ax HEW40-BF_Nss1,(MCS0)_4TX	39.93M	37.731M	37M7D1D	34.44M	33.618M
802.11ax HEW80-BF_Nss1,(MCS0)_4TX	80.08M	77.061M	77M1D1D	74.325M	71.064M
802.11ax HEW80+80-BF_Nss1,(MCS0)_4TX	160.16M	144.902M	145MD1D	80.08M	77.089M
5.725-5.85GHz	-	-	-	-	-
802.11ax HEW20-BF_Nss1,(MCS0)_4TX	4.52M	4.558M	4M56D1D	4.5M	4.518M
802.11ax HEW40-BF_Nss1,(MCS0)_4TX	4.08M	4.138M	4M14D1D	4.04M	4.098M
802.11ax HEW80-BF_Nss1,(MCS0)_4TX	4.06M	8.096M	8M10D1D	4.06M	4.118M

Max-N dB = Maximum 6dB down bandwidth for 5.725-5.85GHz band / Maximum 26dB down bandwidth for other band;
 Max-OBW = Maximum 99% occupied bandwidth;
 Min-N dB = Minimum 6dB down bandwidth for 5.725-5.85GHz band / Maximum 26dB down bandwidth for other band;
 Min-OBW = Minimum 99% occupied bandwidth



Result

Mode	Result	Limit (Hz)	Port 1-N dB (Hz)	Port 1-OBW (Hz)	Port 2-N dB (Hz)	Port 2-OBW (Hz)	Port 3-N dB (Hz)	Port 3-OBW (Hz)	Port 4-N dB (Hz)	Port 4-OBW (Hz)
802.11ax HEW20-BF_Nss1,(MCS0)_4TX	-	-	-	-	-	-	-	-	-	-
5260MHz	Pass	Inf	20.02M	18.941M	20.35M	18.916M	20.515M	18.891M	21.01M	18.841M
5300MHz	Pass	Inf	20.405M	18.941M	20.845M	18.891M	20.46M	18.866M	20.13M	18.866M
5320MHz	Pass	Inf	20.075M	18.816M	20.02M	18.816M	20.24M	18.841M	20.295M	18.816M
5500MHz	Pass	Inf	20.24M	18.891M	20.075M	18.891M	20.405M	18.866M	20.075M	18.866M
5580MHz	Pass	Inf	20.295M	19.015M	21.23M	18.866M	20.405M	18.891M	19.69M	18.891M
5700MHz	Pass	Inf	20.625M	18.916M	20.185M	18.891M	20.02M	18.866M	20.075M	18.866M
5720MHz Straddle 5.47-5.725GHz	Pass	Inf	15.45M	14.423M	15.06M	14.468M	15.03M	14.408M	15.12M	14.468M
5720MHz Straddle 5.725-5.85GHz	Pass	500k	4.52M	4.518M	4.52M	4.518M	4.5M	4.558M	4.52M	4.538M
802.11ax HEW40-BF_Nss1,(MCS0)_4TX	-	-	-	-	-	-	-	-	-	-
5270MHz	Pass	Inf	39.71M	37.681M	39.27M	37.831M	39.49M	37.581M	39.49M	37.631M
5310MHz	Pass	Inf	39.38M	37.681M	39.71M	37.681M	39.49M	37.731M	39.6M	37.731M
5510MHz	Pass	Inf	39.71M	37.631M	39.93M	37.581M	39.71M	37.731M	39.27M	37.631M
5550MHz	Pass	Inf	39.93M	37.631M	39.93M	37.731M	39.93M	37.631M	39.6M	37.531M
5670MHz	Pass	Inf	39.93M	37.581M	38.83M	37.581M	39.38M	37.581M	39.27M	37.481M
5710MHz Straddle 5.47-5.725GHz	Pass	Inf	35.14M	33.723M	34.44M	33.723M	34.825M	33.618M	35.175M	33.758M
5710MHz Straddle 5.725-5.85GHz	Pass	500k	4.08M	4.118M	4.08M	4.138M	4.06M	4.118M	4.04M	4.098M
802.11ax HEW80-BF_Nss1,(MCS0)_4TX	-	-	-	-	-	-	-	-	-	-
5290MHz	Pass	Inf	79.2M	76.762M	78.98M	77.161M	78.98M	76.962M	78.76M	77.061M
5530MHz	Pass	Inf	80.08M	76.762M	79.2M	77.061M	79.64M	76.962M	78.98M	76.562M
5610MHz	Pass	Inf	78.98M	76.962M	78.98M	76.862M	79.2M	77.061M	78.54M	76.362M
5690MHz Straddle 5.47-5.725GHz	Pass	Inf	74.625M	72.864M	74.325M	72.339M	75.225M	73.088M	74.925M	71.064M
5690MHz Straddle 5.725-5.85GHz	Pass	500k	4.06M	4.178M	4.06M	4.198M	4.06M	4.118M	4.06M	8.096M
802.11ax HEW80+80-BF_Nss1,(MCS0)_2TX(Port1&Port2)	-	-	-	-	-	-	-	-	-	-
#5210MHz,#5290MHz	Pass	Inf	80.3M	77.309M	80.3M	77.472M				
802.11ax HEW80+80-BF_Nss1,(MCS0)_2TX(Port3&Port4)	-	-	-	-	-	-	-	-	-	-
5210MHz,#5290MHz	Pass	Inf					81.4M	77.277M	80.08M	77.266M
802.11ax HEW80+80-BF_Nss1,(MCS0)_4TX	-	-	-	-	-	-	-	-	-	-
#5530MHz,#5610MHz	Fail	Inf	137.72M	77.837M	160.16M	139.171M	159.28M	144.902M	80.08M	77.089M

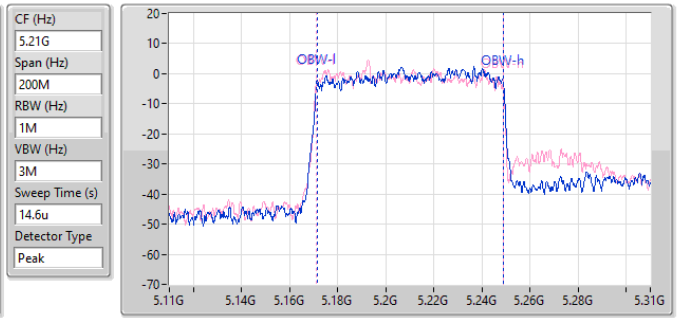
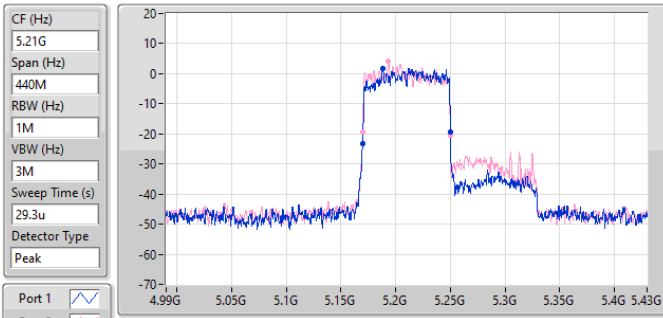
Port X-N dB = Port X 6dB down bandwidth for 5.725-5.85GHz band / 26dB down bandwidth for other band
 Port X-OBW = Port X 99% occupied bandwidth

5.15-5.25GHz_802.11ax HEW80+80-BF_Nss1,(MCS0)_2TX(Port1&Port2)

EBW

#5210MHz,5290MHz

28/06/2024



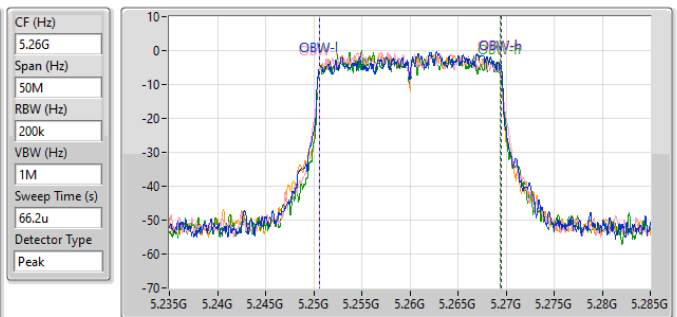
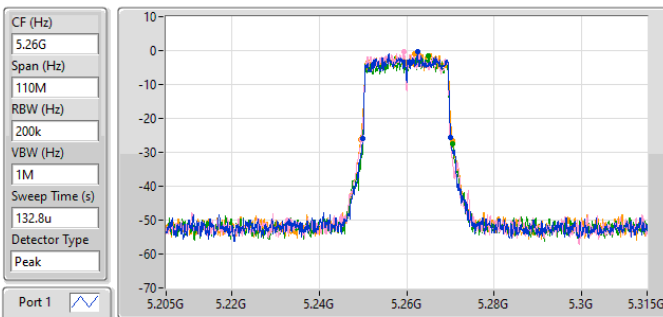
26dB(Hz)	Fl-26dB(Hz)	Fh-26dB(Hz)	OBW(Hz)	Fl-OBW(Hz)	Fh-OBW(Hz)	Limit(Hz)	Port
80.3M	5.16974G	5.25004G	77.309M	5.17143G	5.248739G	Inf	1
80.3M	5.16974G	5.25004G	77.472M	5.171216G	5.248688G	Inf	2

5.25-5.35GHz_802.11ax HEW20-BF_Nss1,(MCS0)_4TX

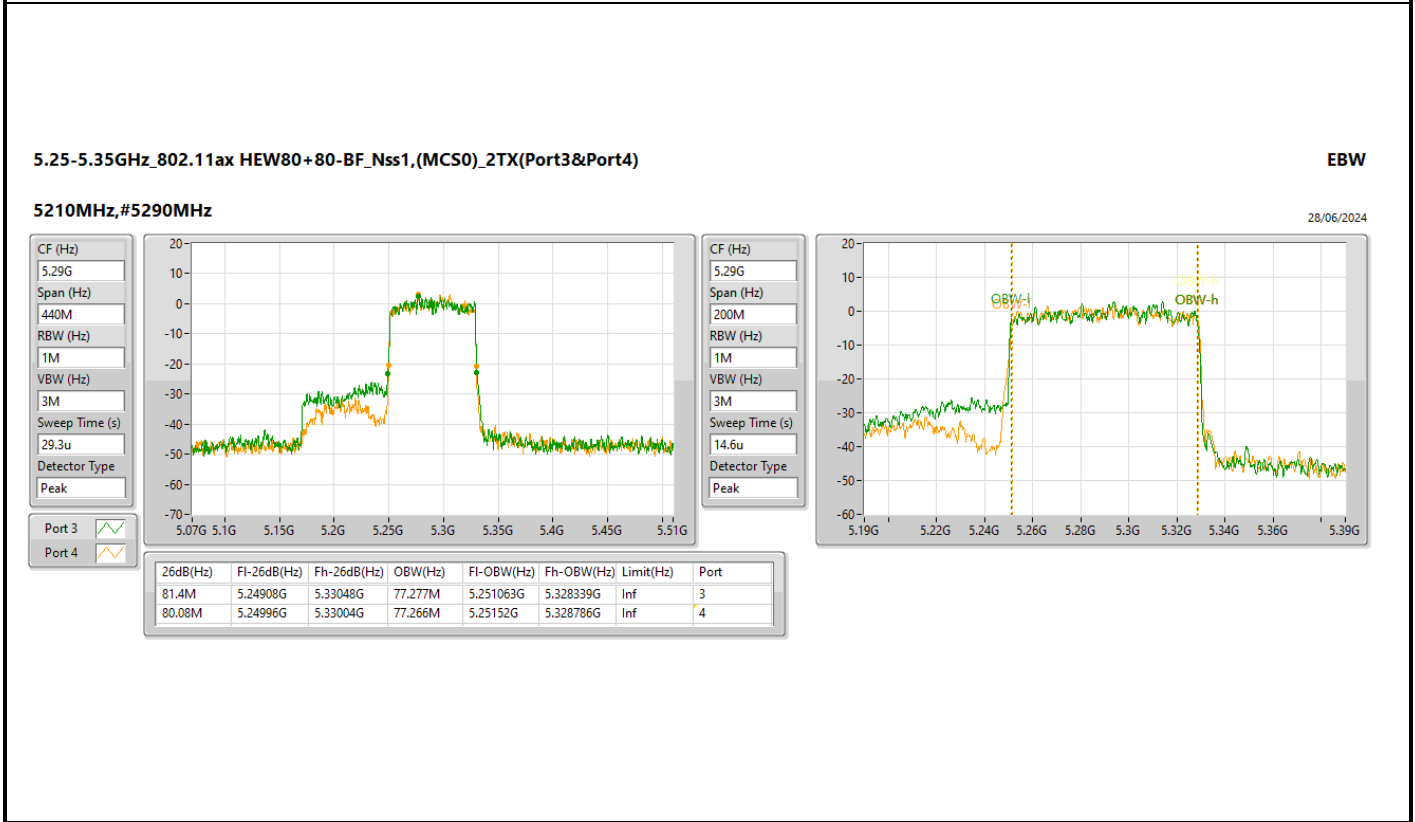
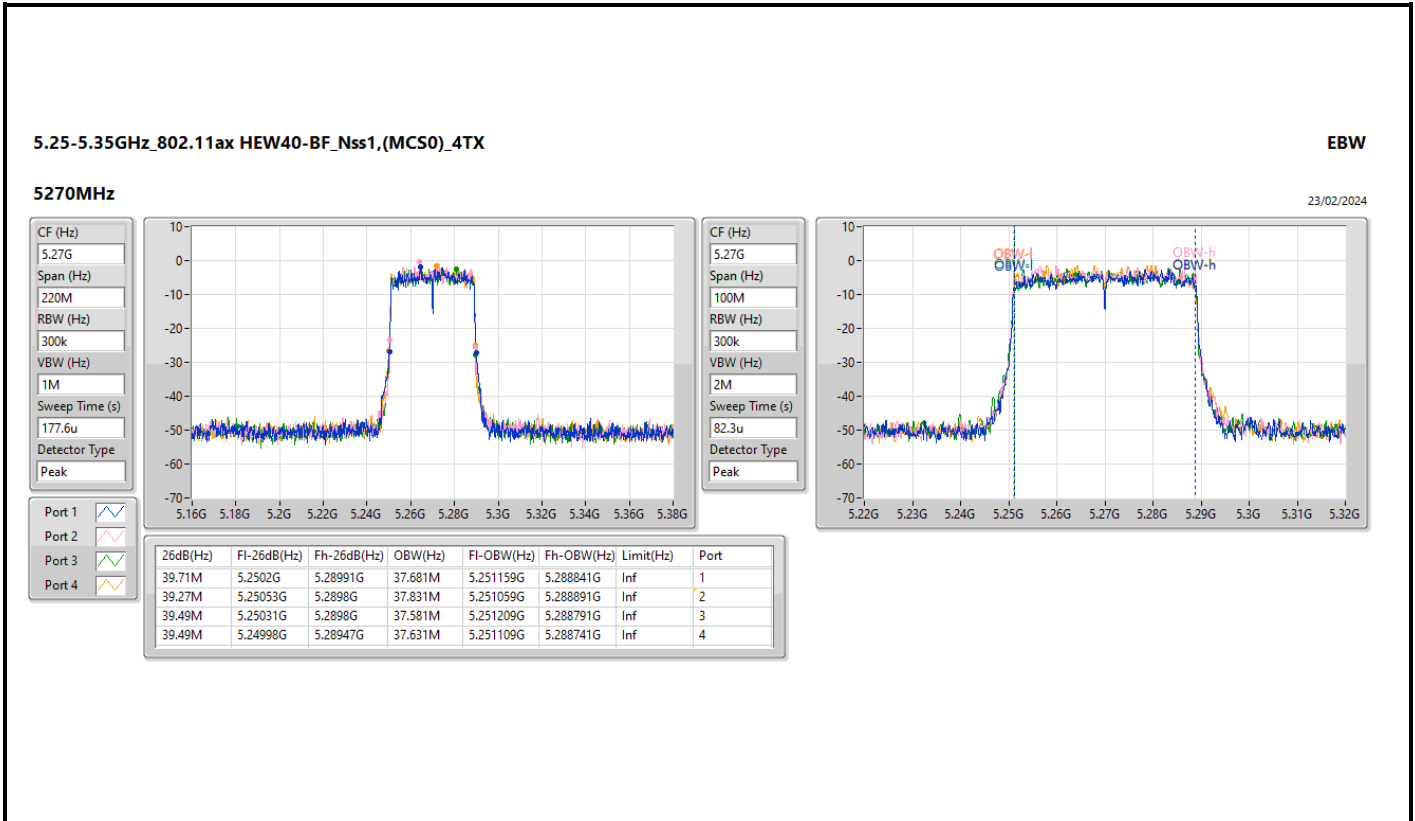
EBW

5260MHz

23/02/2024



26dB(Hz)	Fl-26dB(Hz)	Fh-26dB(Hz)	OBW(Hz)	Fl-OBW(Hz)	Fh-OBW(Hz)	Limit(Hz)	Port
20.02M	5.250045G	5.270065G	18.941M	5.250555G	5.269495G	Inf	1
20.35M	5.249605G	5.269955G	18.916M	5.250555G	5.26947G	Inf	2
20.515M	5.24999G	5.270505G	18.891M	5.250555G	5.269445G	Inf	3
21.01M	5.249495G	5.270505G	18.841M	5.25058G	5.26942G	Inf	4

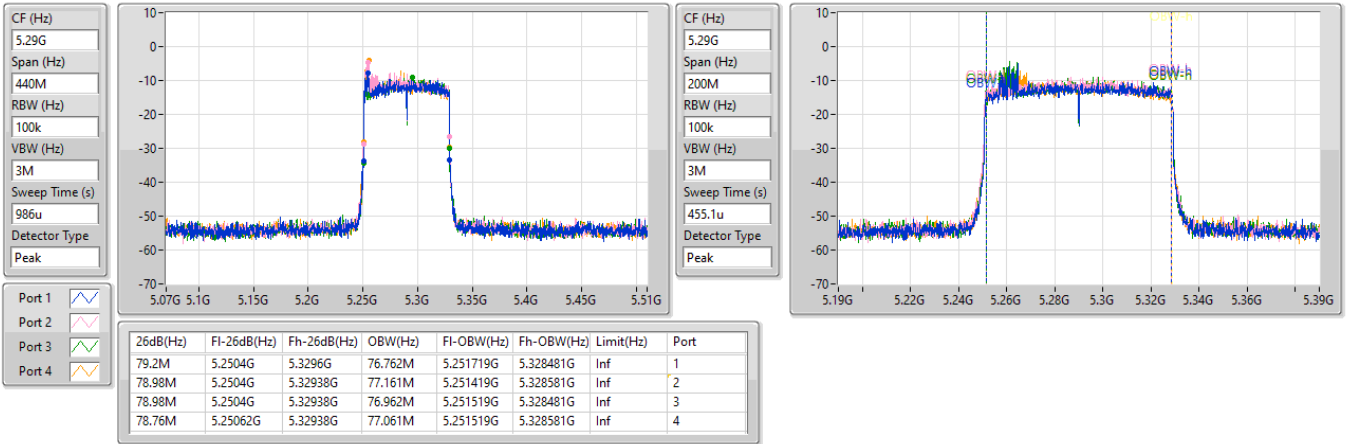


5.25-5.35GHz_802.11ax HEW80-BF_Nss1,(MCS0)_4TX

EBW

5290MHz

23/02/2024

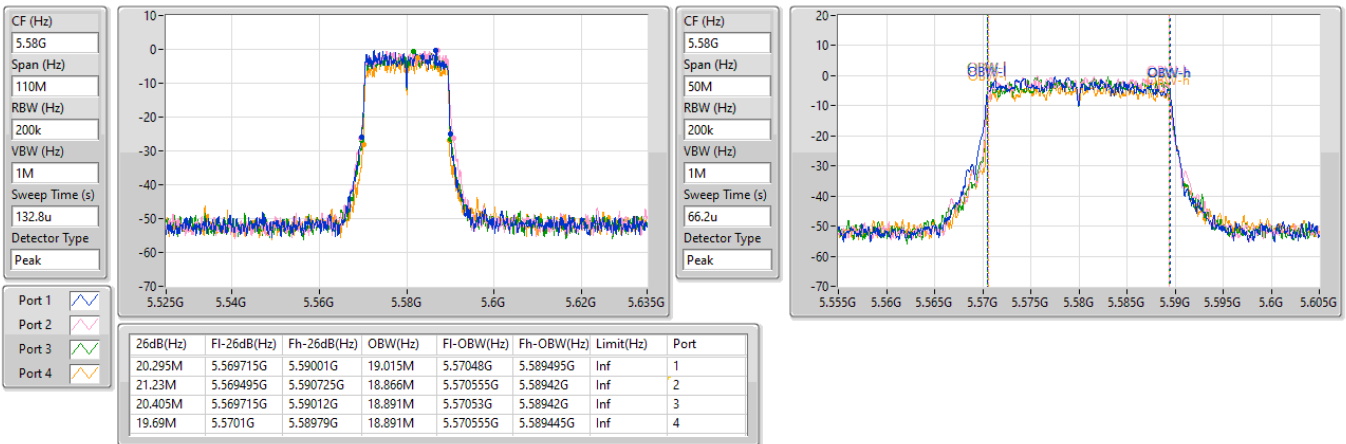


5.47-5.725GHz_802.11ax HEW20-BF_Nss1,(MCS0)_4TX

EBW

5580MHz

23/02/2024

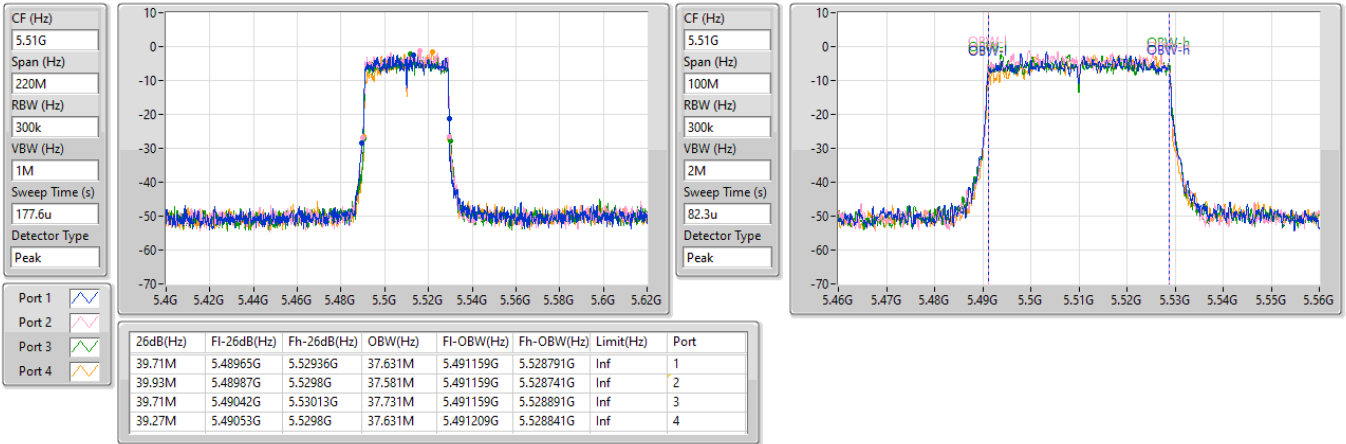


5.47-5.725GHz_802.11ax HEW40-BF_Nss1,(MCS0)_4TX

EBW

5510MHz

23/02/2024

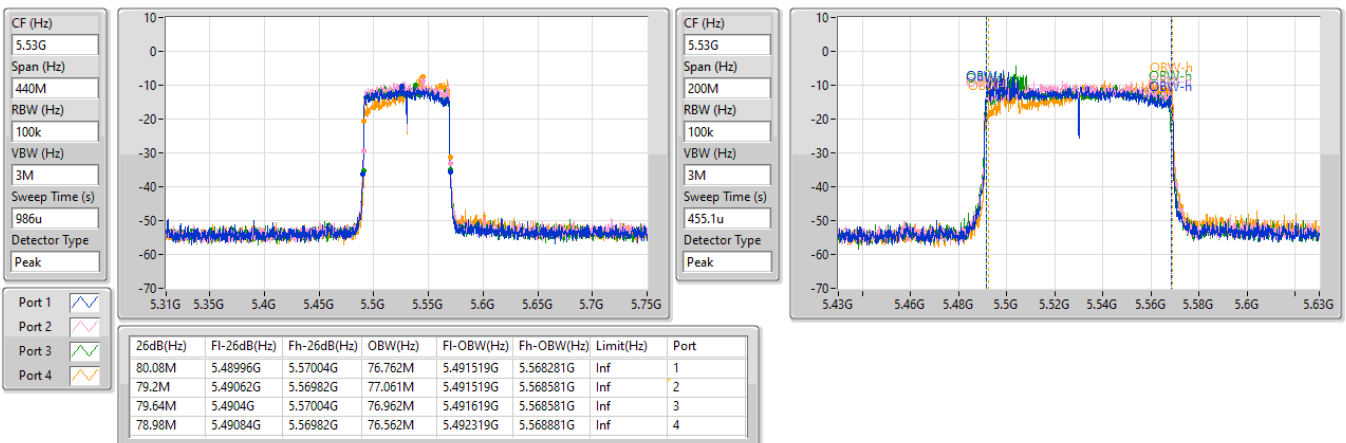


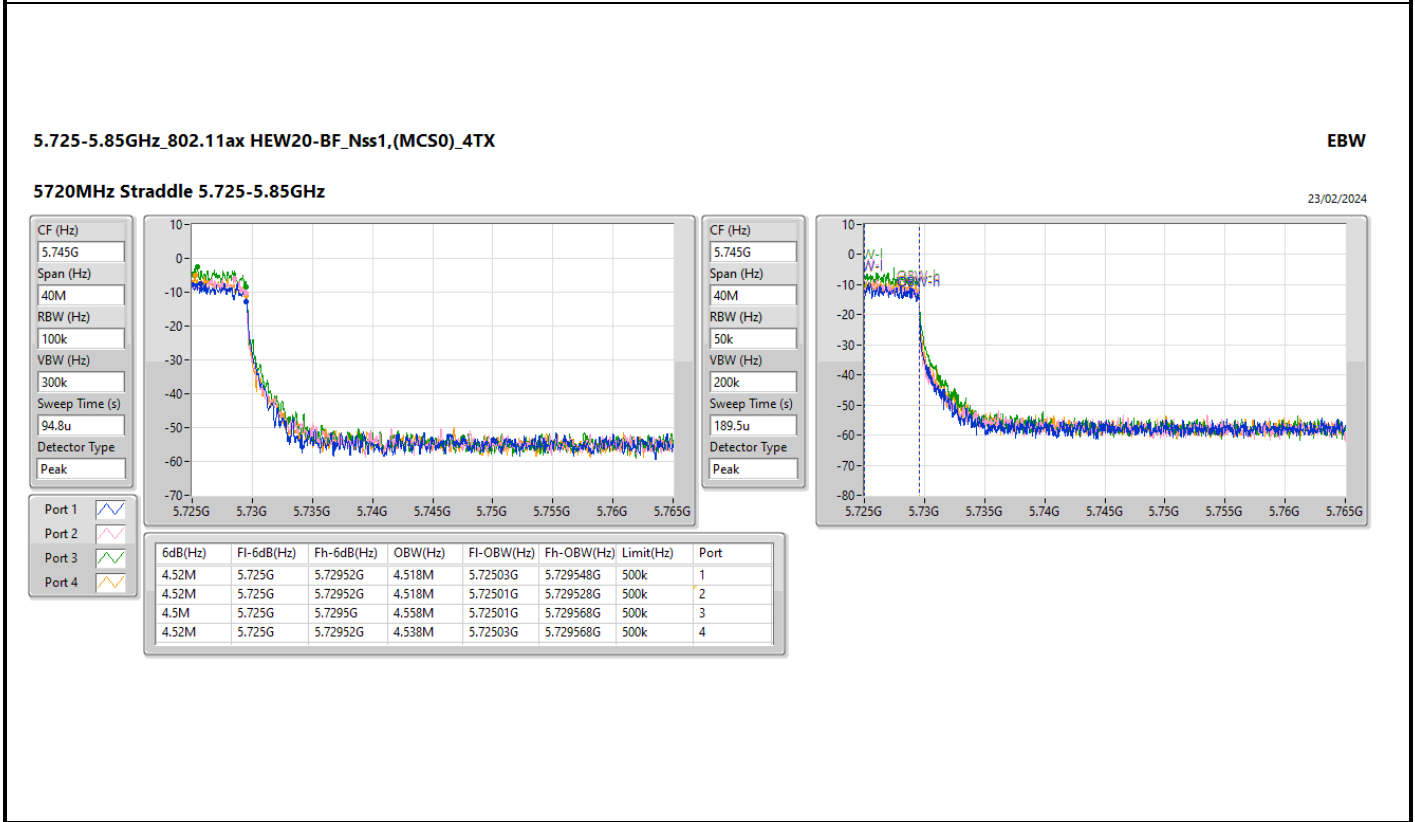
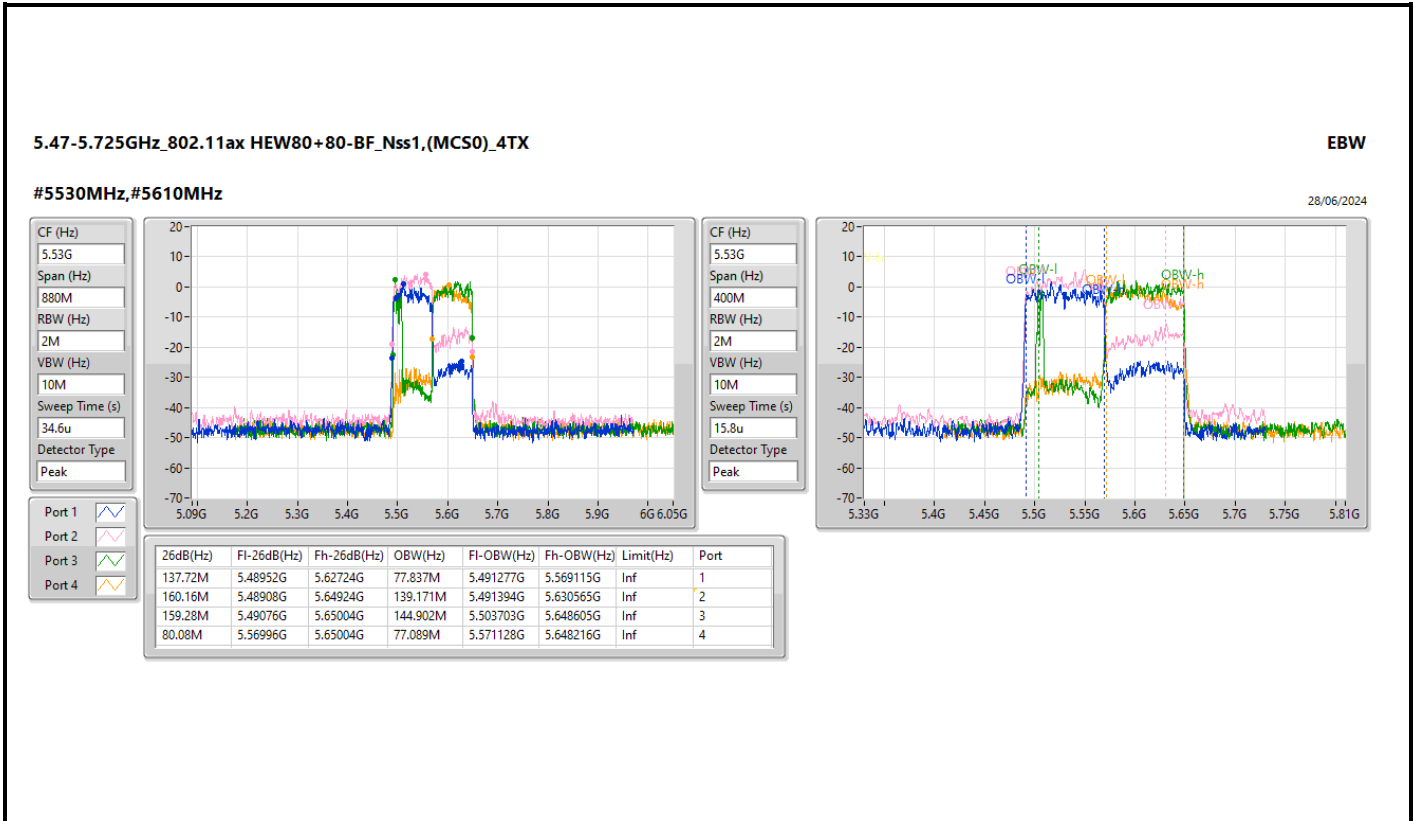
5.47-5.725GHz_802.11ax HEW80-BF_Nss1,(MCS0)_4TX

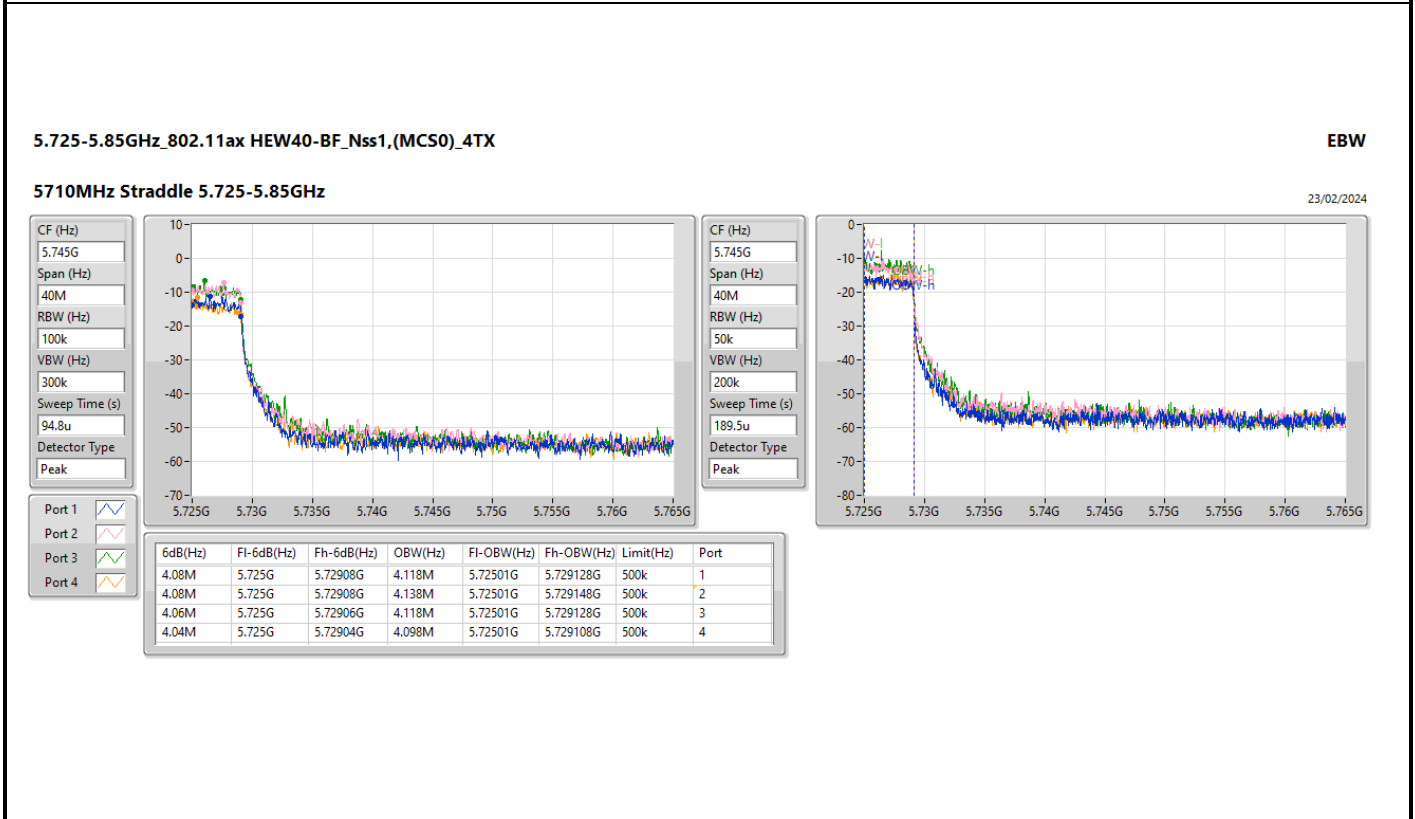
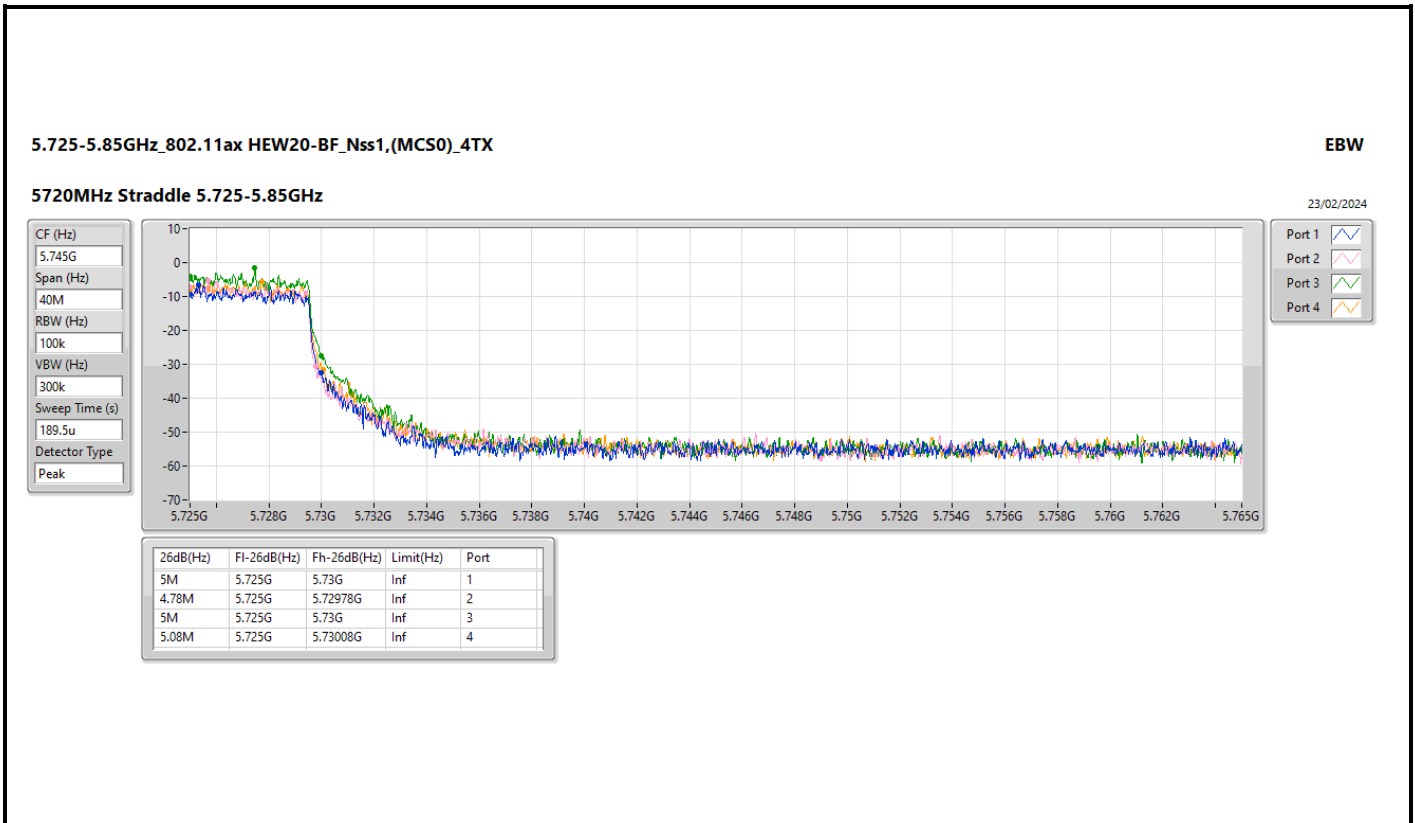
EBW

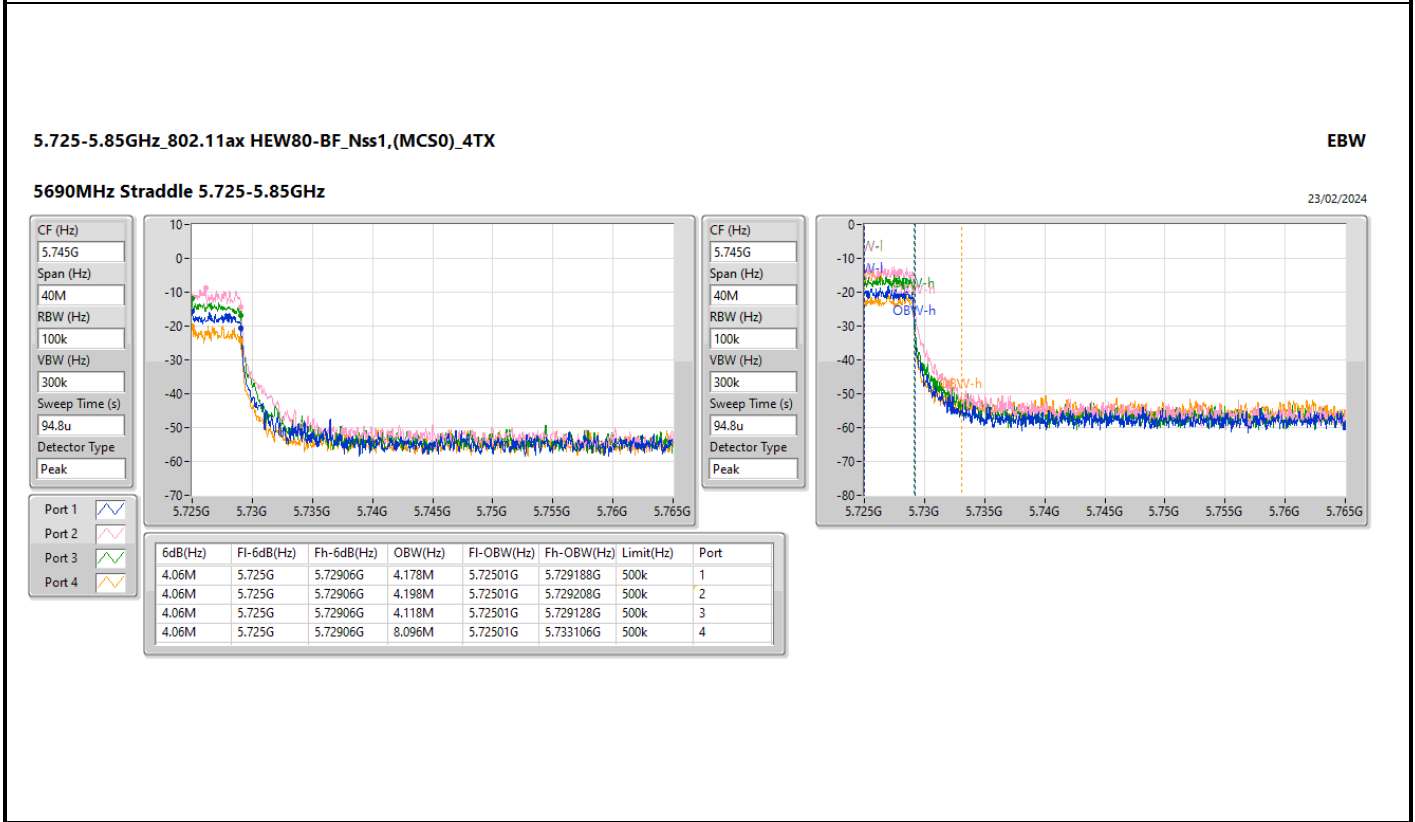
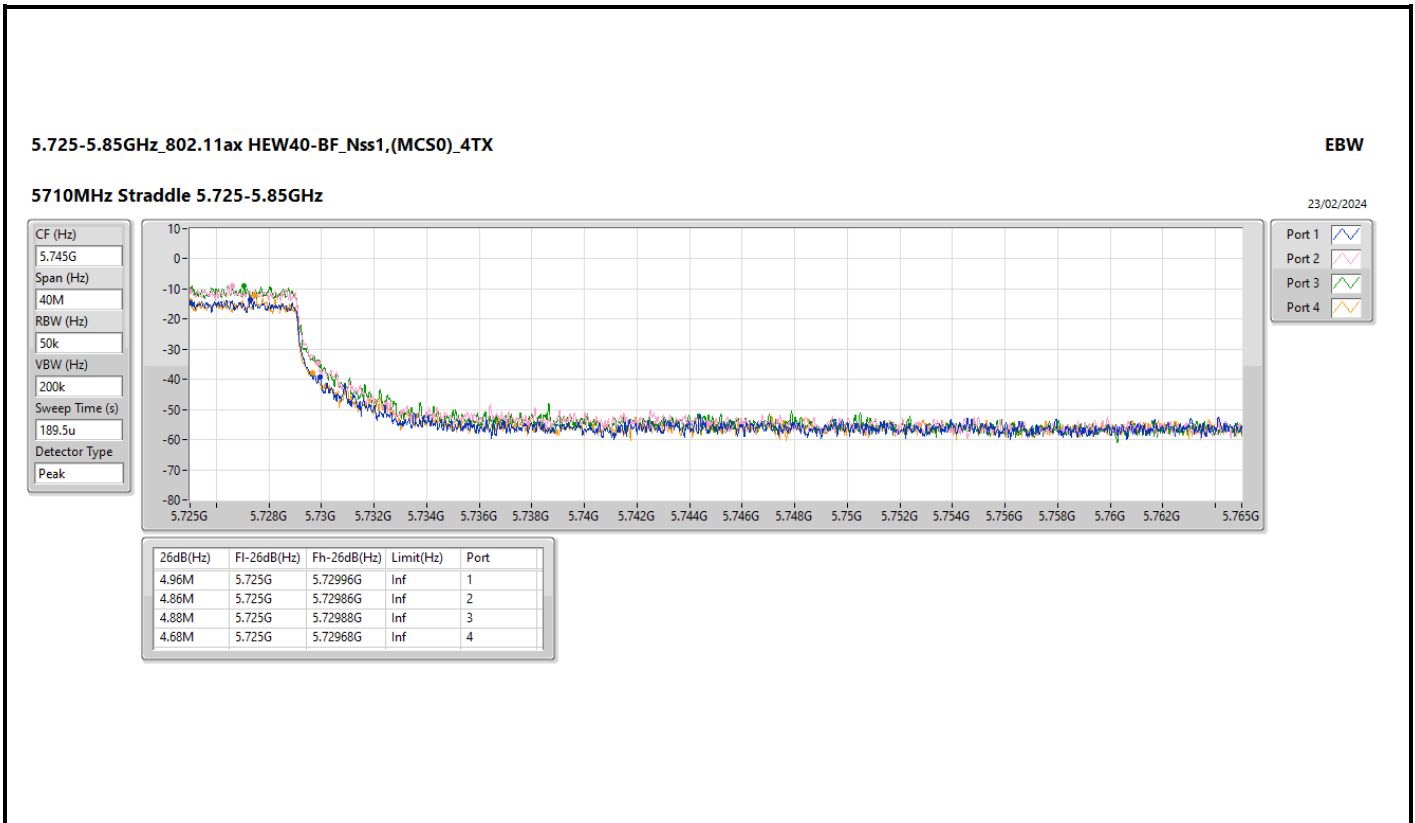
5530MHz

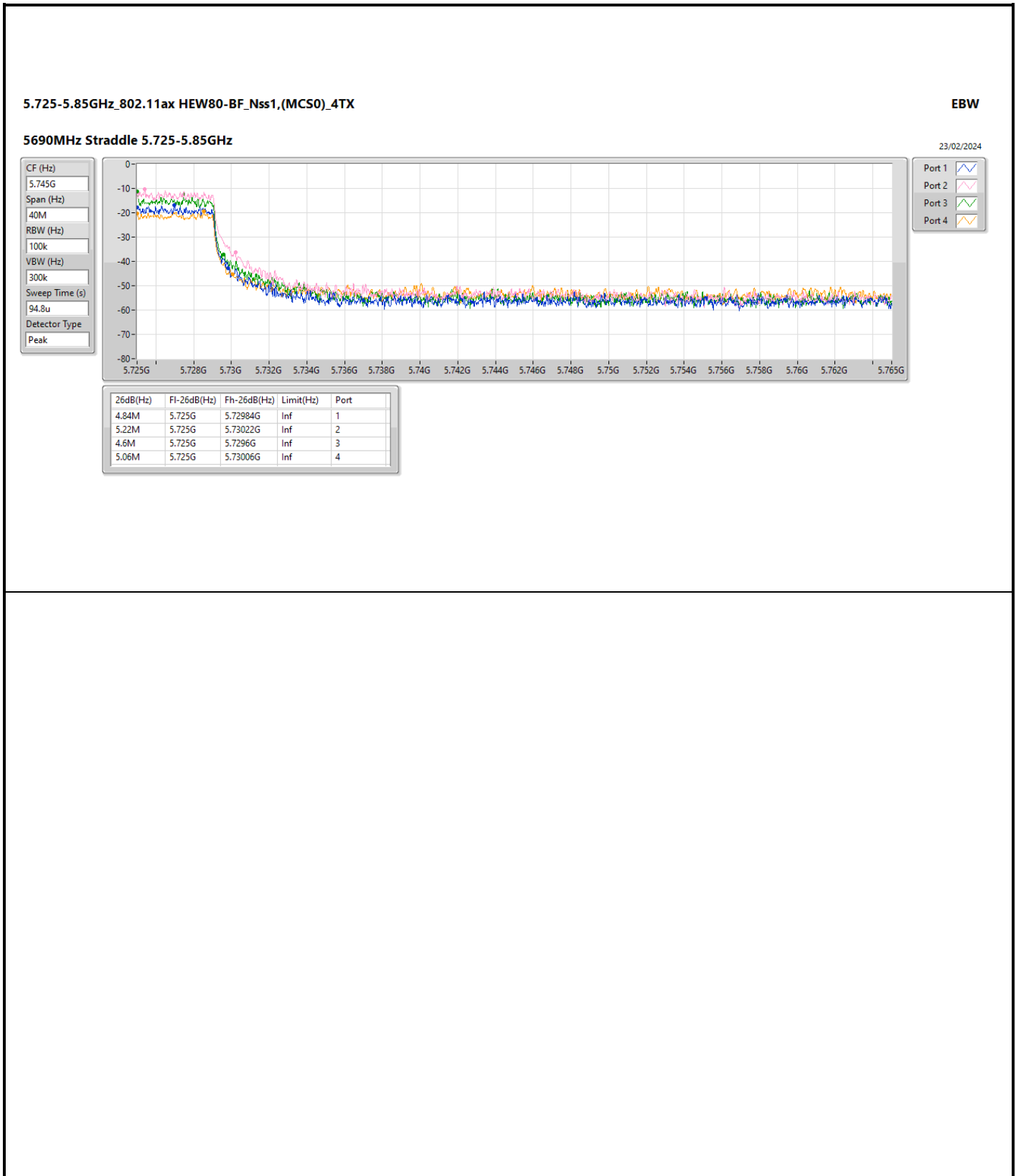
23/02/2024













Summary

Mode	Max-N dB (Hz)	Max-OBW (Hz)	ITU-Code	Min-N dB (Hz)	Min-OBW (Hz)
5.15-5.25GHz	-	-	-	-	-
802.11ax HEW80+80-BF_Nss1,(MCS0)_2TX(Port1&Port2)	80.52M	77.334M	77M3D1D	79.64M	77.12M
5.25-5.35GHz	-	-	-	-	-
802.11ax HEW20-BF_Nss1,(MCS0)_4TX	21.01M	18.916M	18M9D1D	19.965M	18.841M
802.11ax HEW40-BF_Nss1,(MCS0)_4TX	39.71M	37.731M	37M7D1D	38.94M	37.531M
802.11ax HEW80+80-BF_Nss1,(MCS0)_2TX(Port3&Port4)	139.26M	77.062M	77M1D1D	81.18M	76.957M
802.11ax HEW80-BF_Nss1,(MCS0)_4TX	79.64M	77.261M	77M3D1D	79.42M	77.161M

Max-N dB = Maximum 6dB down bandwidth for 5.725-5.85GHz band / Maximum 26dB down bandwidth for other band;
Max-OBW = Maximum 99% occupied bandwidth;
Min-N dB = Minimum 6dB down bandwidth for 5.725-5.85GHz band / Maximum 26dB down bandwidth for other band;
Min-OBW = Minimum 99% occupied bandwidth



Result

Mode	Result	Limit (Hz)	Port 1-N dB (Hz)	Port 1-OBW (Hz)	Port 2-N dB (Hz)	Port 2-OBW (Hz)	Port 3-N dB (Hz)	Port 3-OBW (Hz)	Port 4-N dB (Hz)	Port 4-OBW (Hz)
802.11ax HEW20-BF_Nss1,(MCS0)_4TX	-	-	-	-	-	-	-	-	-	-
5260MHz	Pass	Inf	20.295M	18.841M	20.515M	18.866M	19.965M	18.891M	20.24M	18.891M
5300MHz	Pass	Inf	19.965M	18.891M	20.57M	18.866M	21.01M	18.916M	20.625M	18.891M
5320MHz	Pass	Inf	20.24M	18.891M	20.625M	18.891M	20.02M	18.916M	19.965M	18.891M
802.11ax HEW40-BF_Nss1,(MCS0)_4TX	-	-	-	-	-	-	-	-	-	-
5270MHz	Pass	Inf	39.49M	37.631M	39.71M	37.731M	39.49M	37.581M	38.94M	37.531M
5310MHz	Pass	Inf	39.27M	37.731M	38.94M	37.631M	39.27M	37.531M	39.38M	37.631M
802.11ax HEW80-BF_Nss1,(MCS0)_4TX	-	-	-	-	-	-	-	-	-	-
5290MHz	Pass	Inf	79.42M	77.161M	79.42M	77.161M	79.64M	77.261M	79.42M	77.261M
802.11ax HEW80+80-BF_Nss1,(MCS0)_2TX(Port1&Port2)	-	-	-	-	-	-	-	-	-	-
#5210MHz,5290MHz	Pass	Inf	80.52M	77.12M	79.64M	77.334M				
802.11ax HEW80+80-BF_Nss1,(MCS0)_2TX(Port3&Port4)	-	-	-	-	-	-	-	-	-	-
5210MHz,#5290MHz	Pass	Inf					81.18M	76.957M	139.26M	77.062M

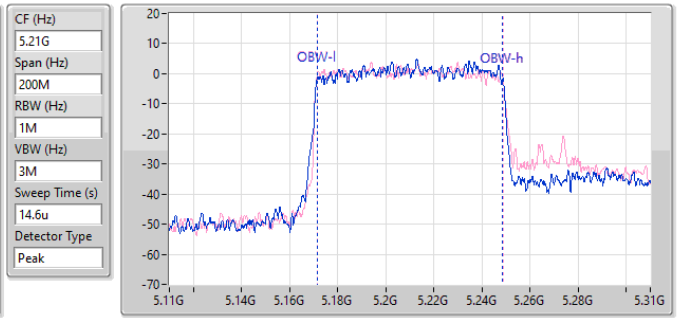
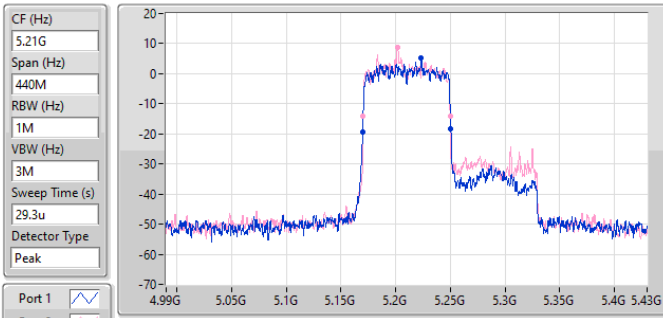
Port X-N dB = Port X 6dB down bandwidth for 5.725-5.85GHz band / 26dB down bandwidth for other band
 Port X-OBW = Port X 99% occupied bandwidth

5.15-5.25GHz_802.11ax HEW80+80-BF_Nss1,(MCS0)_2TX(Port1&Port2)

EBW

#5210MHz,5290MHz

28/06/2024



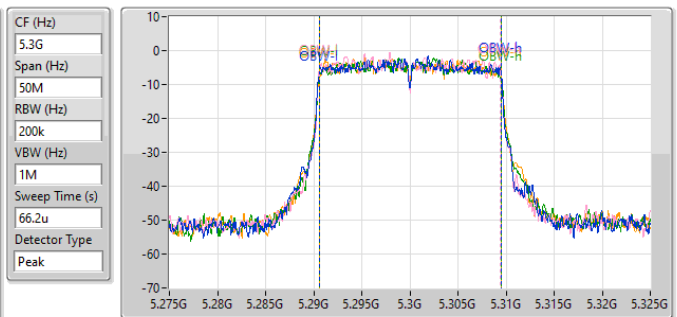
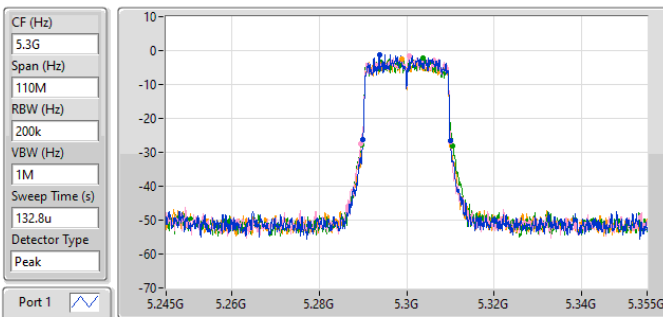
26dB(Hz)	Fl-26dB(Hz)	Fh-26dB(Hz)	OBW(Hz)	Fl-OBW(Hz)	Fh-OBW(Hz)	Limit(Hz)	Port
80.52M	5.16996G	5.25048G	77.12M	5.171503G	5.248624G	Inf	1
79.64M	5.17018G	5.24982G	77.334M	5.171446G	5.248781G	Inf	2

5.25-5.35GHz_802.11ax HEW20-BF_Nss1,(MCS0)_4TX

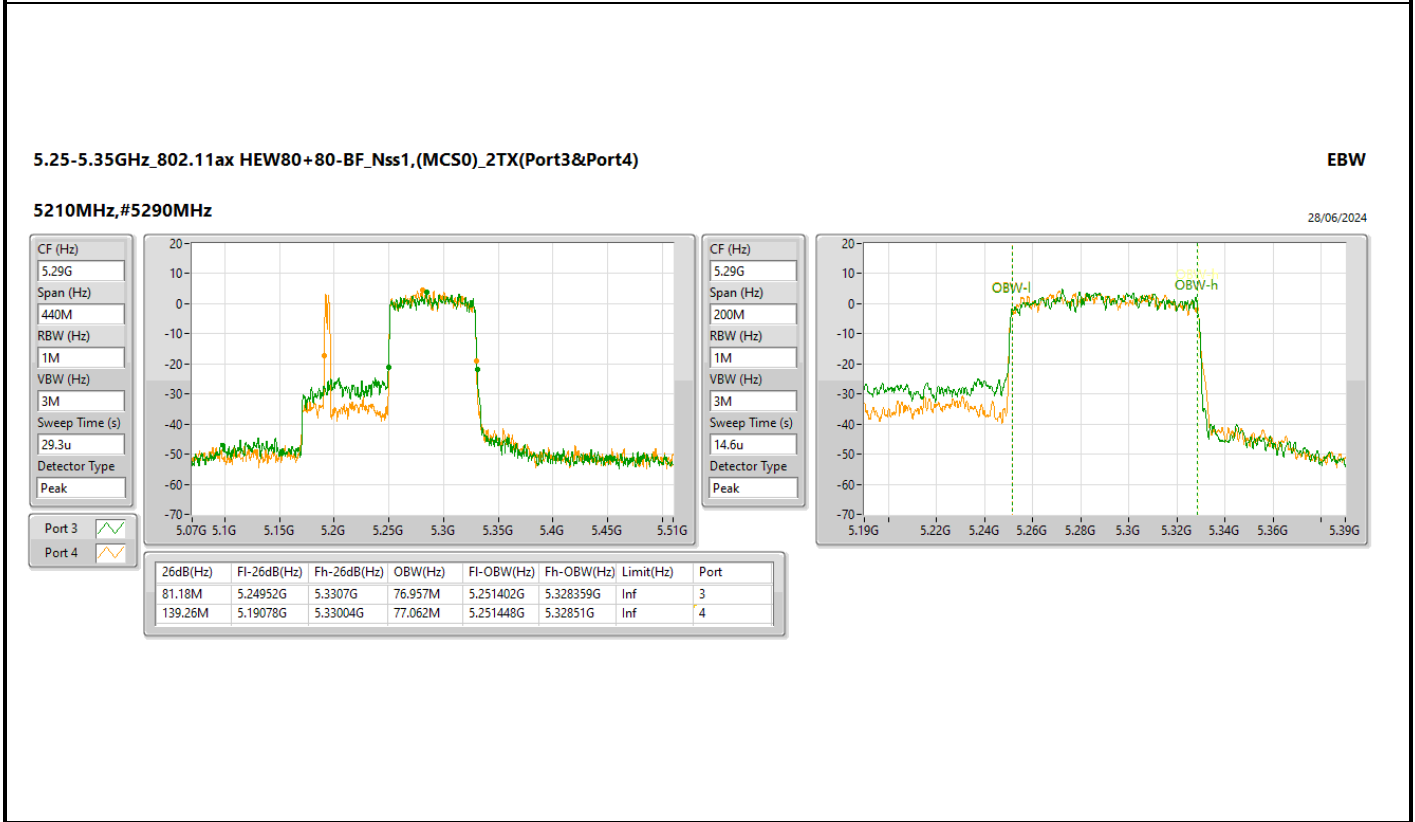
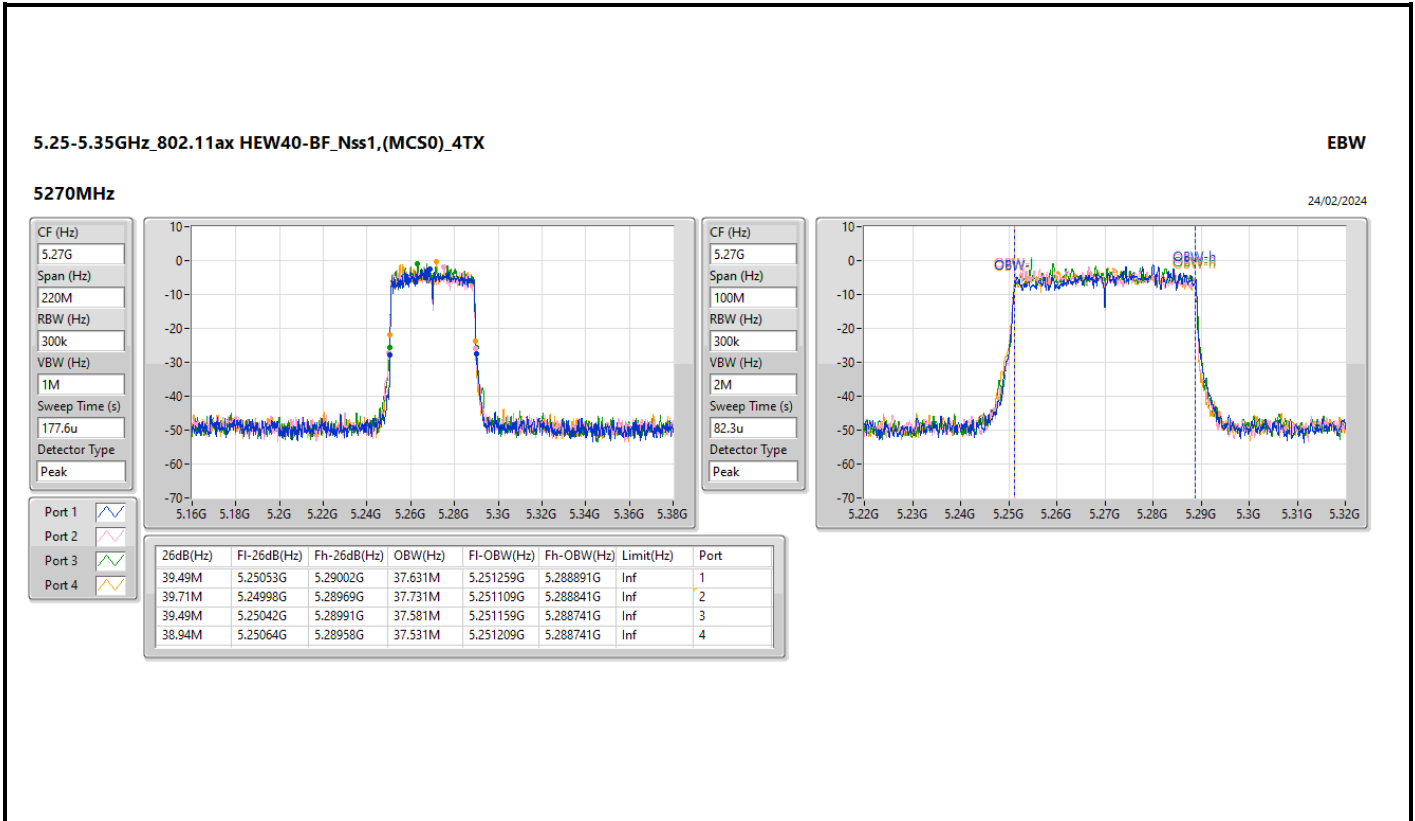
EBW

5300MHz

23/02/2024



26dB(Hz)	Fl-26dB(Hz)	Fh-26dB(Hz)	OBW(Hz)	Fl-OBW(Hz)	Fh-OBW(Hz)	Limit(Hz)	Port
19.965M	5.28999G	5.309955G	18.891M	5.29058G	5.30947G	Inf	1
20.57M	5.28955G	5.31012G	18.866M	5.29058G	5.309445G	Inf	2
21.01M	5.289605G	5.310615G	18.916M	5.290555G	5.30947G	Inf	3
20.625M	5.289605G	5.31023G	18.891M	5.29058G	5.30947G	Inf	4



5.25-5.35GHz_802.11ax_HEW80-BF_Nss1,(MCS0)_4TX

EBW

5290MHz

24/02/2024

CF (Hz)
5.29G

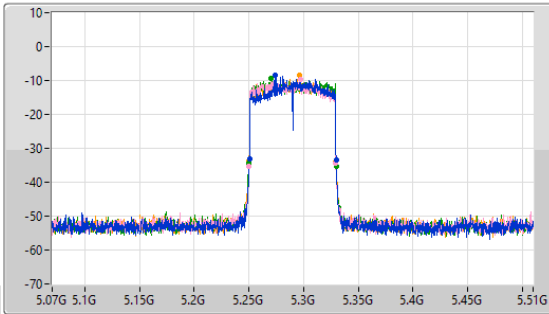
Span (Hz)
440M

RBW (Hz)
100k

VBW (Hz)
3M

Sweep Time (s)
986u

Detector Type
Peak



CF (Hz)
5.29G

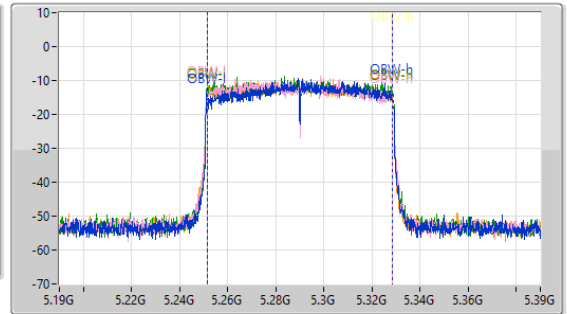
Span (Hz)
200M


RBW (Hz)
100k


VBW (Hz)
3M


Sweep Time (s)
455.1u


Detector Type
Peak



Port 1 

Port 2 

Port 3 

Port 4 

26dB(Hz)	Fl-26dB(Hz)	Fh-26dB(Hz)	OBW(Hz)	Fl-OBW(Hz)	Fh-OBW(Hz)	Limit(Hz)	Port
79.42M	5.2504G	5.32982G	77.161M	5.251419G	5.328581G	Inf	1
79.42M	5.25018G	5.3296G	77.161M	5.251319G	5.328481G	Inf	2
79.64M	5.25018G	5.32982G	77.261M	5.251319G	5.328581G	Inf	3
79.42M	5.25018G	5.3296G	77.261M	5.251419G	5.328681G	Inf	4



Summary

Mode	Max-N dB (Hz)	Max-OBW (Hz)	ITU-Code	Min-N dB (Hz)	Min-OBW (Hz)
5.47-5.725GHz	-	-	-	-	-
802.11ax HEW20-BF_Nss1,(MCS0)_4TX	21.34M	19.215M	19M2D1D	15.03M	14.468M
802.11ax HEW40-BF_Nss1,(MCS0)_4TX	39.93M	37.731M	37M7D1D	34.475M	33.513M
802.11ax HEW80-BF_Nss1,(MCS0)_4TX	79.64M	77.161M	77M2D1D	74.7M	72.714M
802.11ax HEW160-BF_Nss1,(MCS0)_4TX	159.72M	155.322M	155MD1D	158.4M	153.723M
5.725-5.85GHz	-	-	-	-	-
802.11ax HEW20-BF_Nss1,(MCS0)_4TX	4.54M	4.538M	4M54D1D	4.52M	4.518M
802.11ax HEW40-BF_Nss1,(MCS0)_4TX	4.14M	4.118M	4M12D1D	4.06M	4.058M
802.11ax HEW80-BF_Nss1,(MCS0)_4TX	4.06M	4.098M	4M10D1D	3.98M	4.078M

Max-N dB = Maximum 6dB down bandwidth for 5.725-5.85GHz band / Maximum 26dB down bandwidth for other band;
 Max-OBW = Maximum 99% occupied bandwidth;
 Min-N dB = Minimum 6dB down bandwidth for 5.725-5.85GHz band / Maximum 26dB down bandwidth for other band;
 Min-OBW = Minimum 99% occupied bandwidth



Result

Mode	Result	Limit (Hz)	Port 1-N dB (Hz)	Port 1-OBW (Hz)	Port 2-N dB (Hz)	Port 2-OBW (Hz)	Port 3-N dB (Hz)	Port 3-OBW (Hz)	Port 4-N dB (Hz)	Port 4-OBW (Hz)
802.11ax HEW20-BF_Nss1,(MCS0)_4TX	-	-	-	-	-	-	-	-	-	-
5500MHz	Pass	Inf	21.12M	19.065M	20.955M	18.991M	21.065M	18.991M	20.625M	18.941M
5580MHz	Pass	Inf	20.845M	19.015M	20.625M	19.065M	21.065M	19.215M	20.515M	19.015M
5700MHz	Pass	Inf	21.34M	19.015M	20.57M	19.165M	20.735M	19.04M	20.9M	18.966M
5720MHz Straddle 5.47-5.725GHz	Pass	Inf	15.135M	14.483M	15.03M	14.468M	15.6M	14.483M	15.585M	14.513M
5720MHz Straddle 5.725-5.85GHz	Pass	500k	4.54M	4.538M	4.52M	4.518M	4.54M	4.538M	4.54M	4.518M
802.11ax HEW40-BF_Nss1,(MCS0)_4TX	-	-	-	-	-	-	-	-	-	-
5510MHz	Pass	Inf	39.6M	37.531M	39.38M	37.731M	39.16M	37.431M	39.38M	37.531M
5550MHz	Pass	Inf	39.6M	37.631M	38.94M	37.581M	39.16M	37.581M	39.49M	37.531M
5670MHz	Pass	Inf	39.6M	37.431M	39.71M	37.631M	39.93M	37.531M	39.27M	37.431M
5710MHz Straddle 5.47-5.725GHz	Pass	Inf	34.58M	33.548M	34.86M	33.513M	34.475M	33.548M	34.72M	33.618M
5710MHz Straddle 5.725-5.85GHz	Pass	500k	4.06M	4.078M	4.08M	4.058M	4.06M	4.118M	4.14M	4.098M
802.11ax HEW80-BF_Nss1,(MCS0)_4TX	-	-	-	-	-	-	-	-	-	-
5530MHz	Pass	Inf	79.42M	76.562M	79.2M	76.662M	79.2M	76.762M	79.64M	77.061M
5610MHz	Pass	Inf	79.42M	77.061M	79.42M	76.962M	78.98M	77.161M	79.64M	77.061M
5690MHz Straddle 5.47-5.725GHz	Pass	Inf	74.85M	72.864M	74.7M	73.013M	74.775M	72.714M	74.775M	72.714M
5690MHz Straddle 5.725-5.85GHz	Pass	500k	4.06M	4.098M	4.04M	4.078M	4.06M	4.078M	3.98M	4.098M
802.11ax HEW160-BF_Nss1,(MCS0)_4TX	-	-	-	-	-	-	-	-	-	-
5570MHz	Pass	Inf	158.4M	155.322M	159.72M	153.723M	159.72M	154.523M	159.28M	155.322M

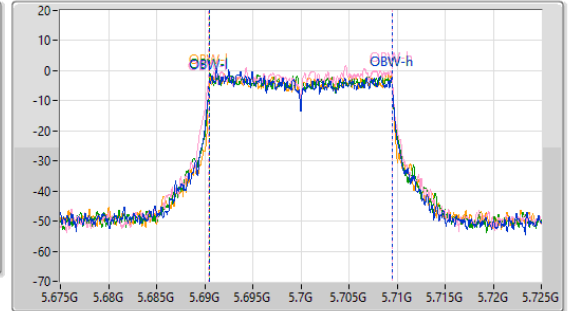
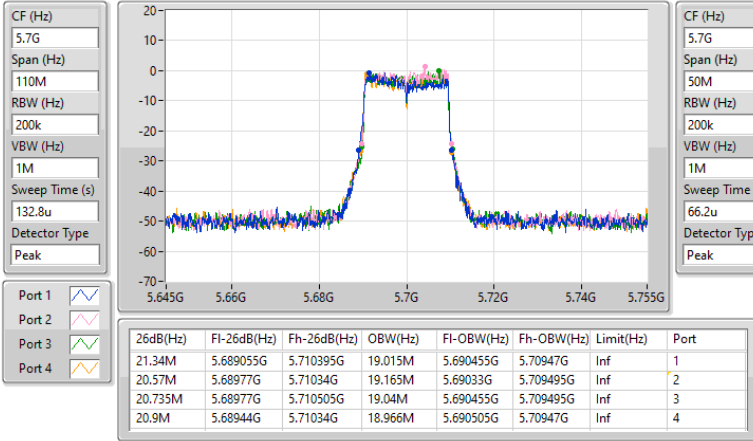
Port X-N dB = Port X 6dB down bandwidth for 5.725-5.85GHz band / 26dB down bandwidth for other band
 Port X-OBW = Port X 99% occupied bandwidth

5.47-5.725GHz_802.11ax HEW20-BF_Nss1,(MCS0)_4TX

EBW

5700MHz

24/02/2024

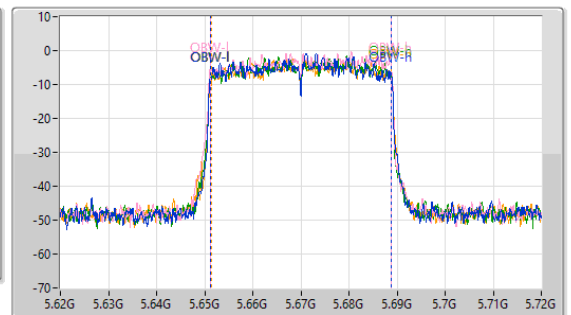
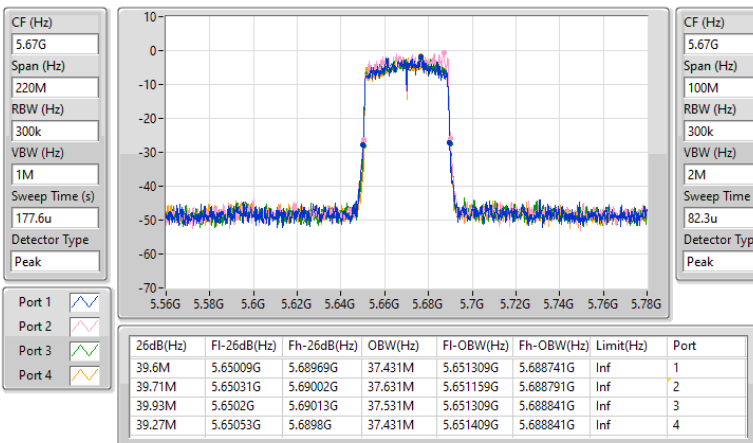


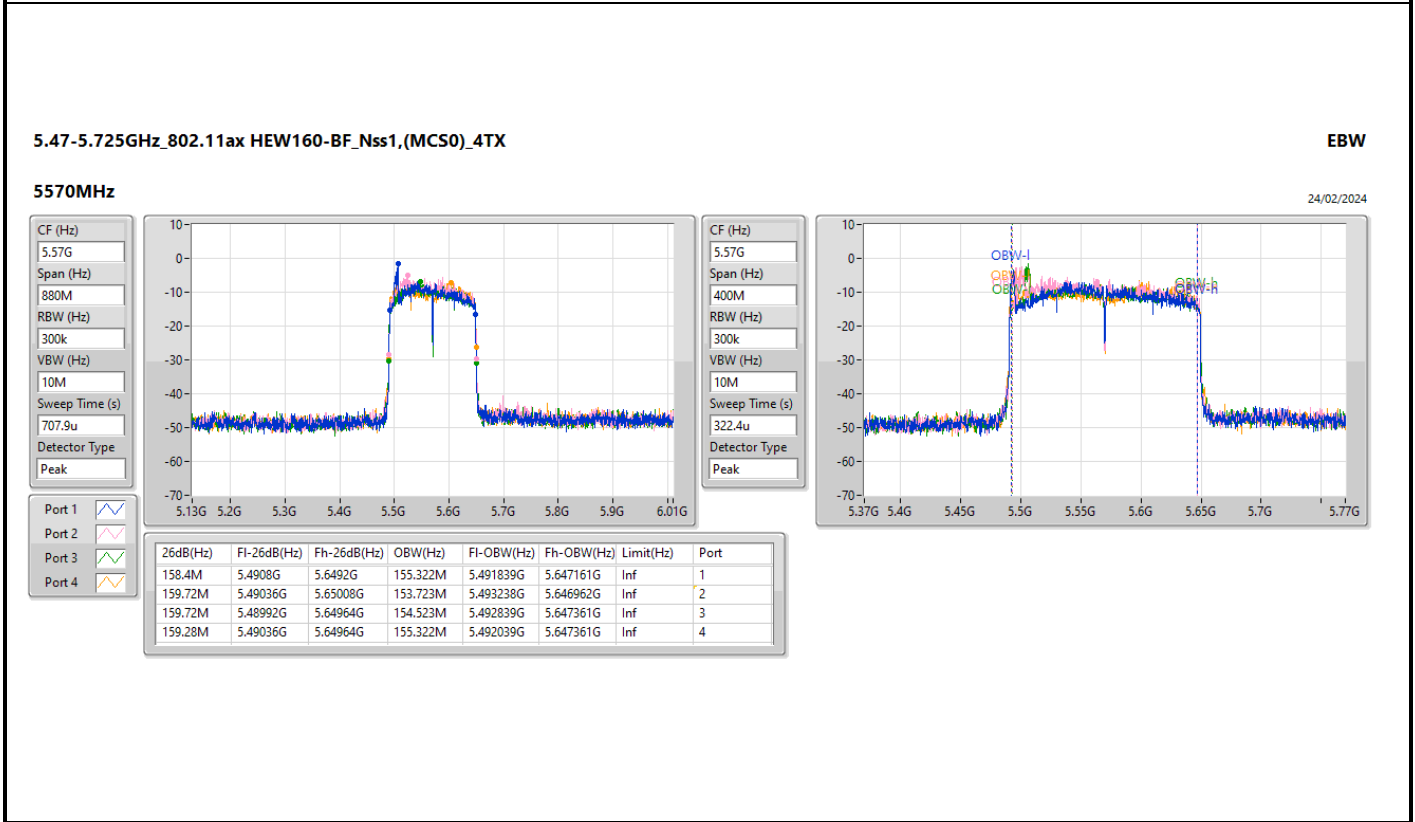
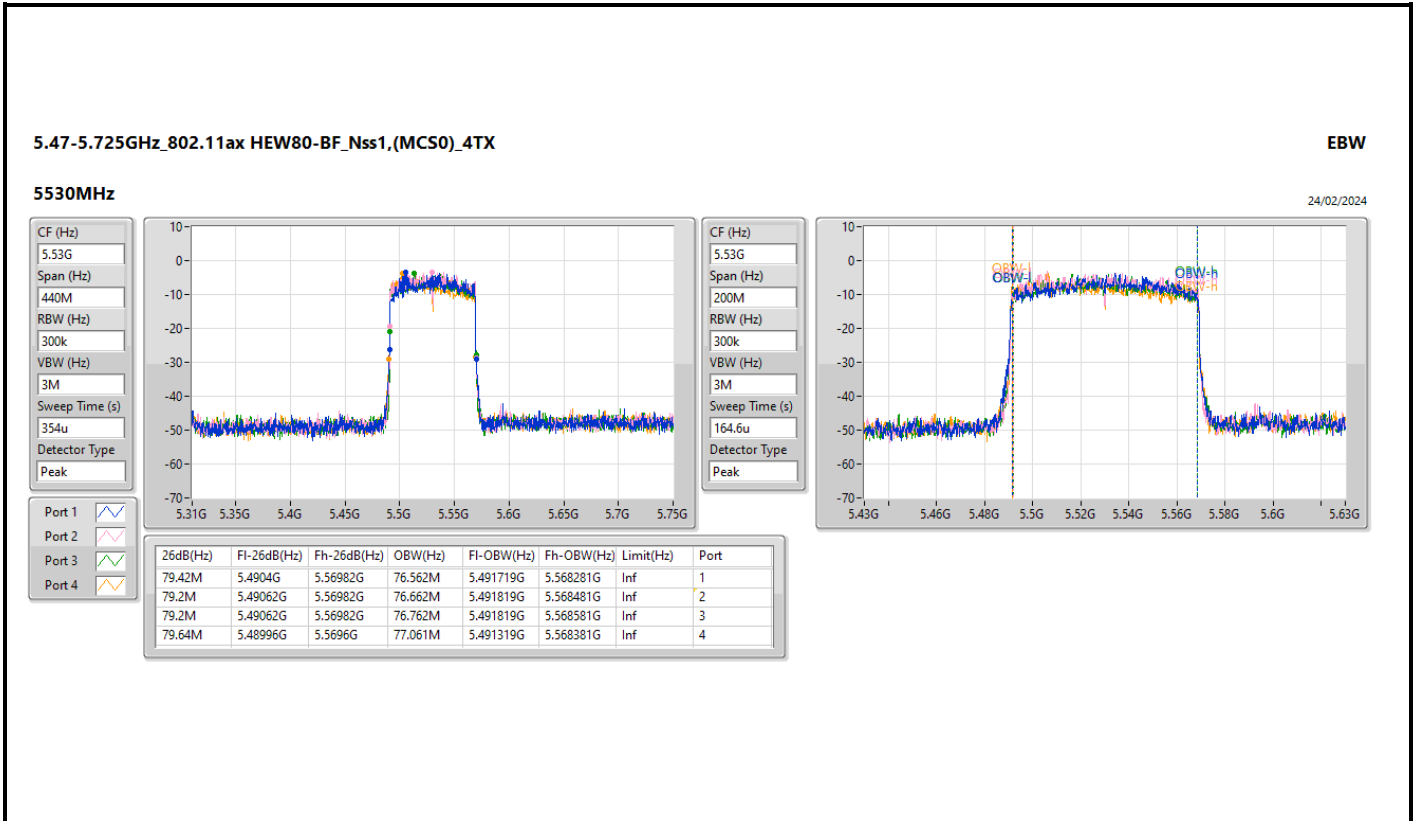
5.47-5.725GHz_802.11ax HEW40-BF_Nss1,(MCS0)_4TX

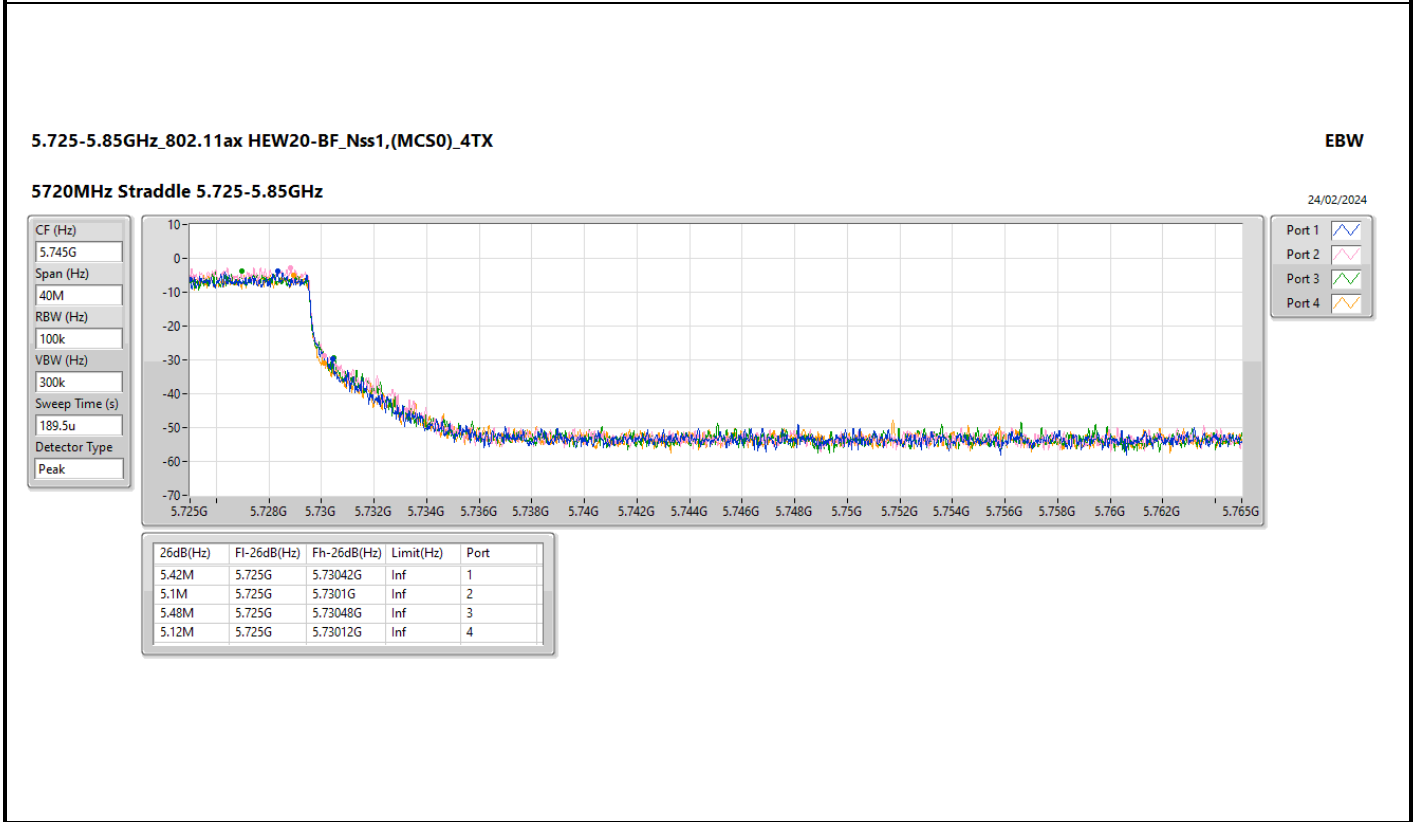
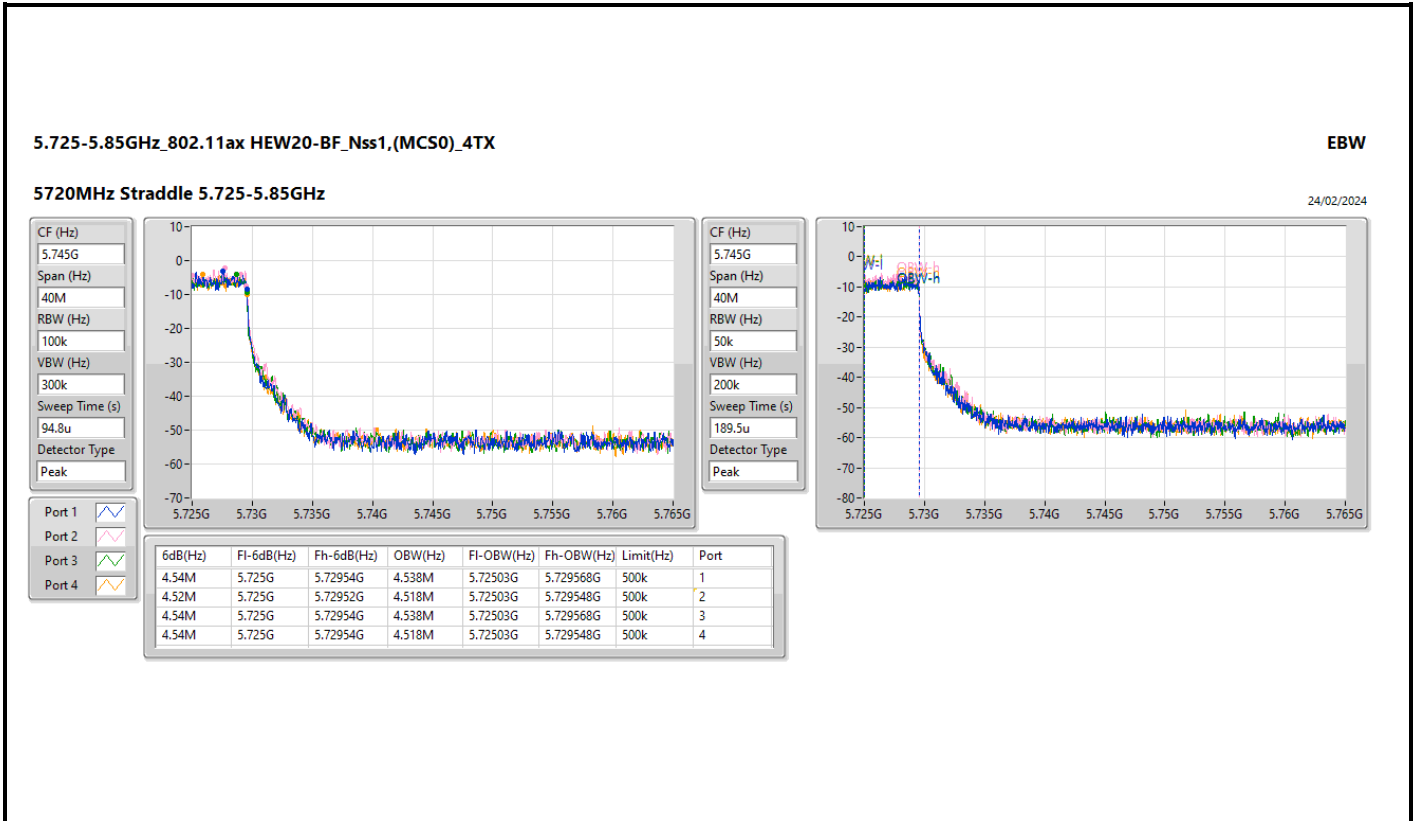
EBW

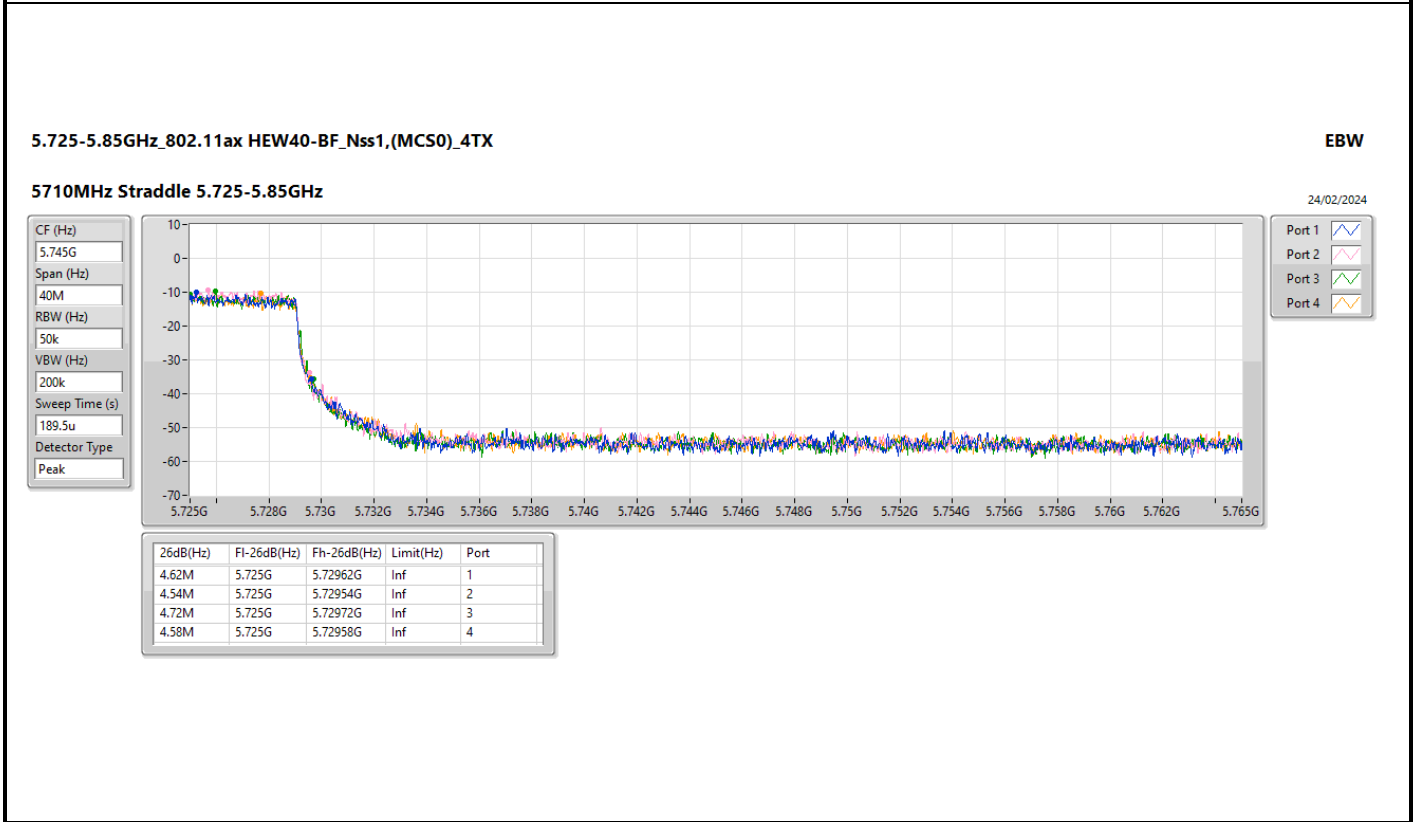
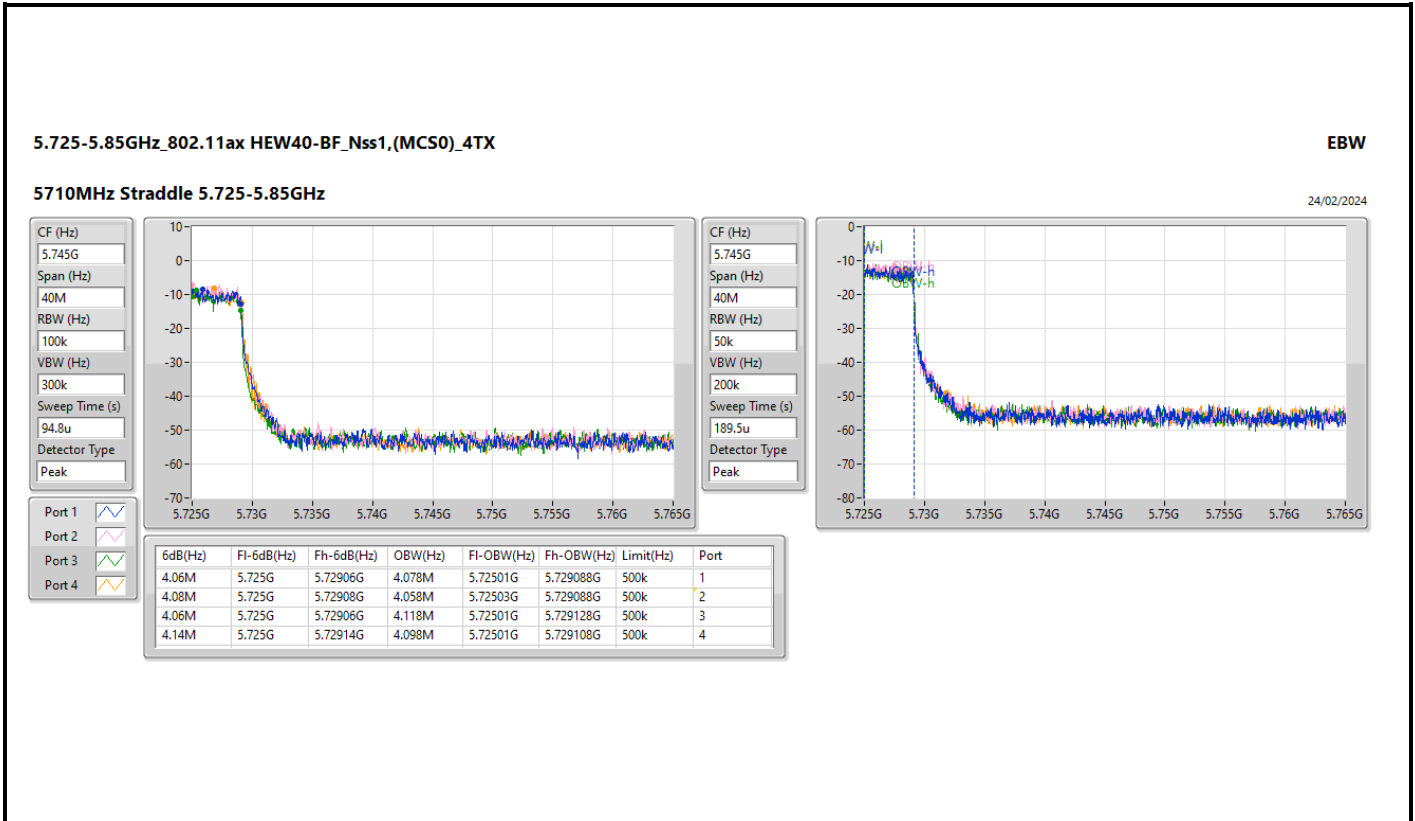
5670MHz

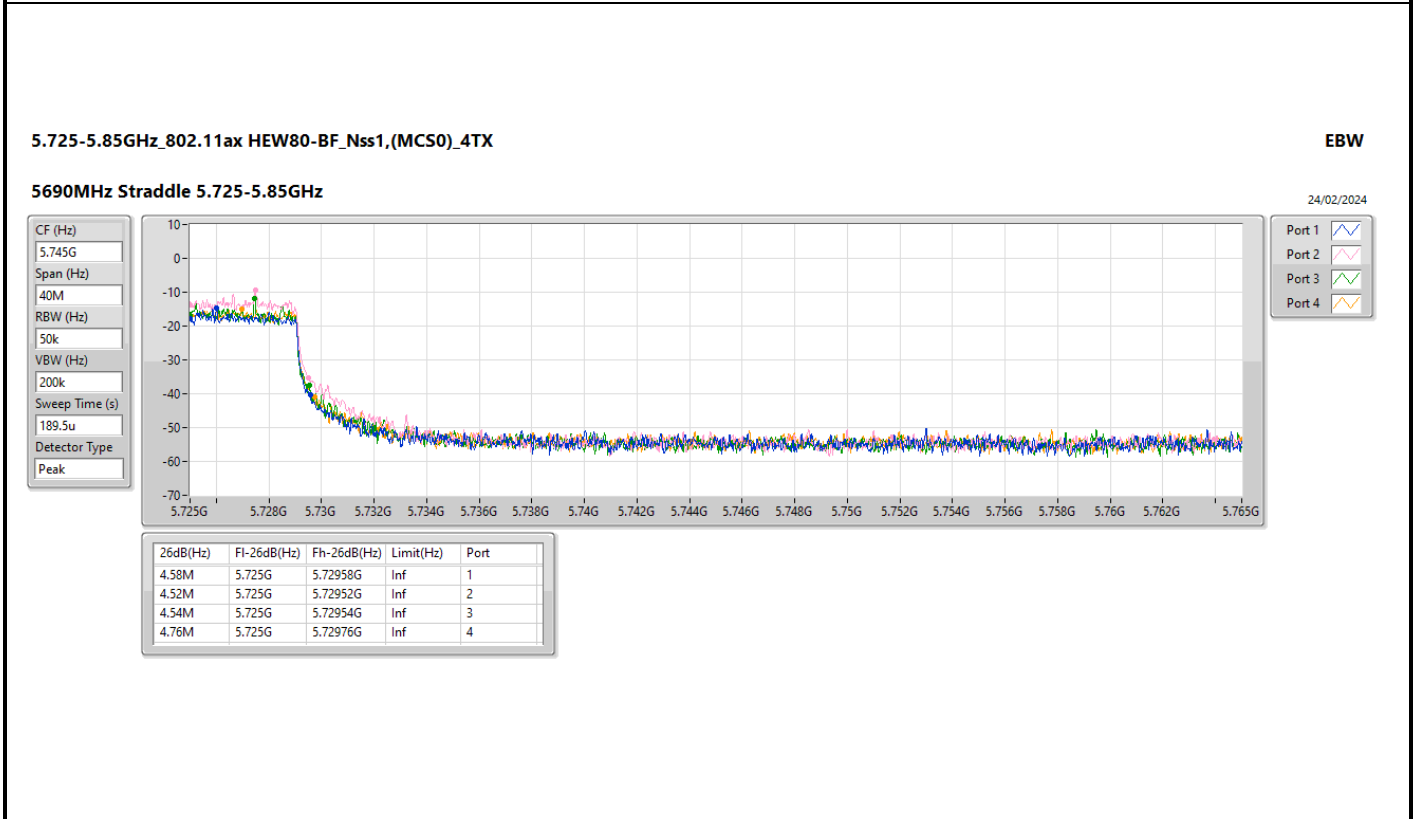
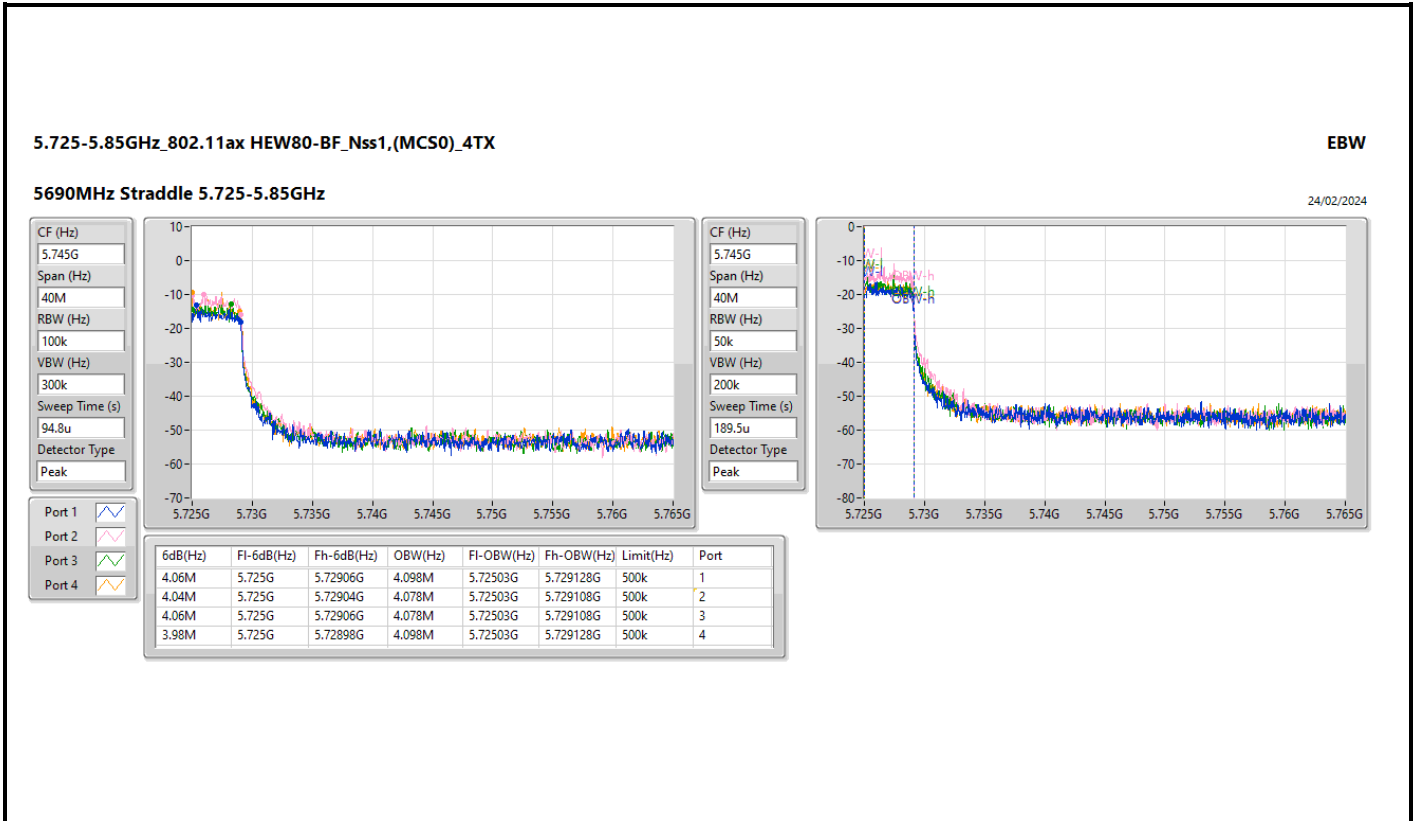
24/02/2024













Summary

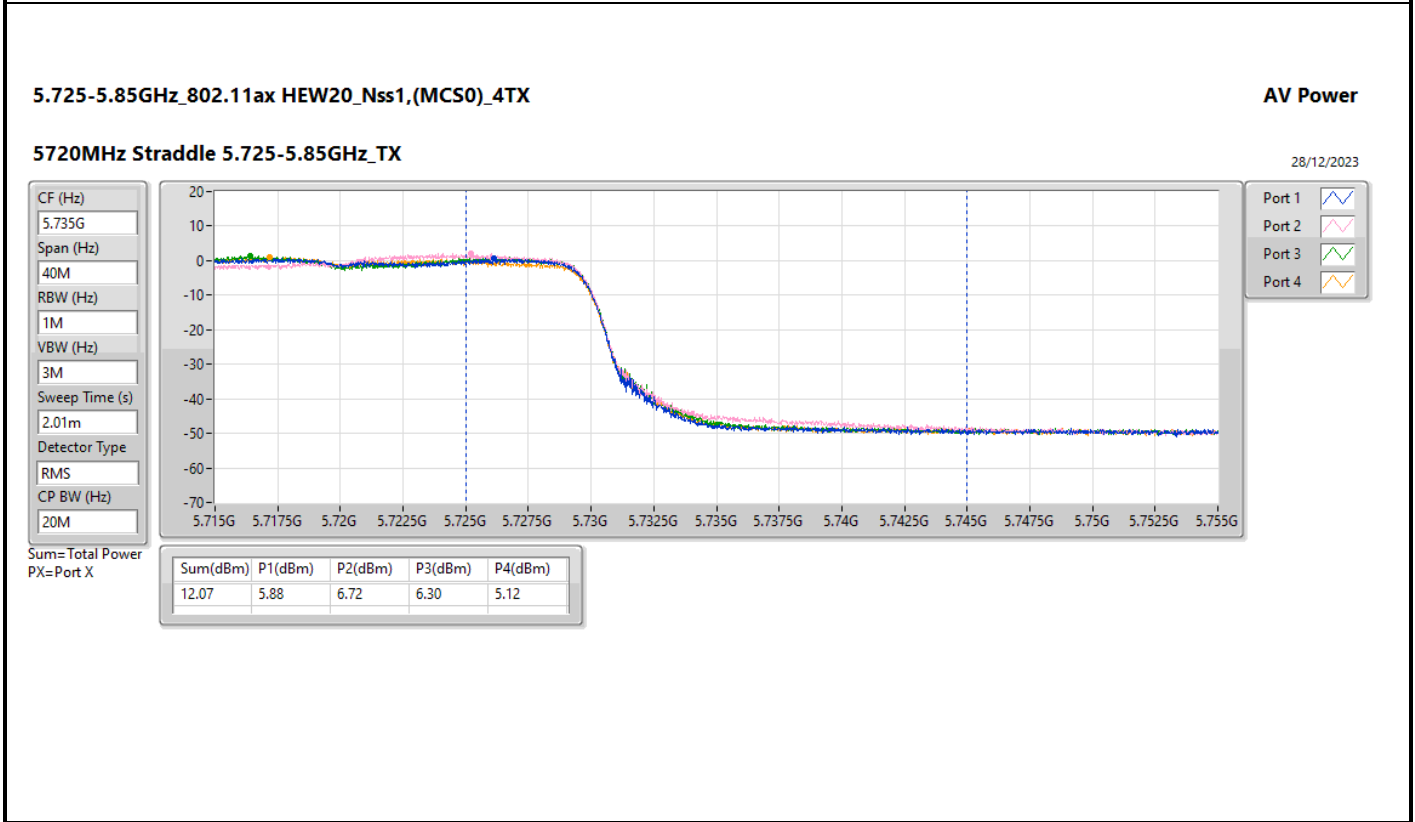
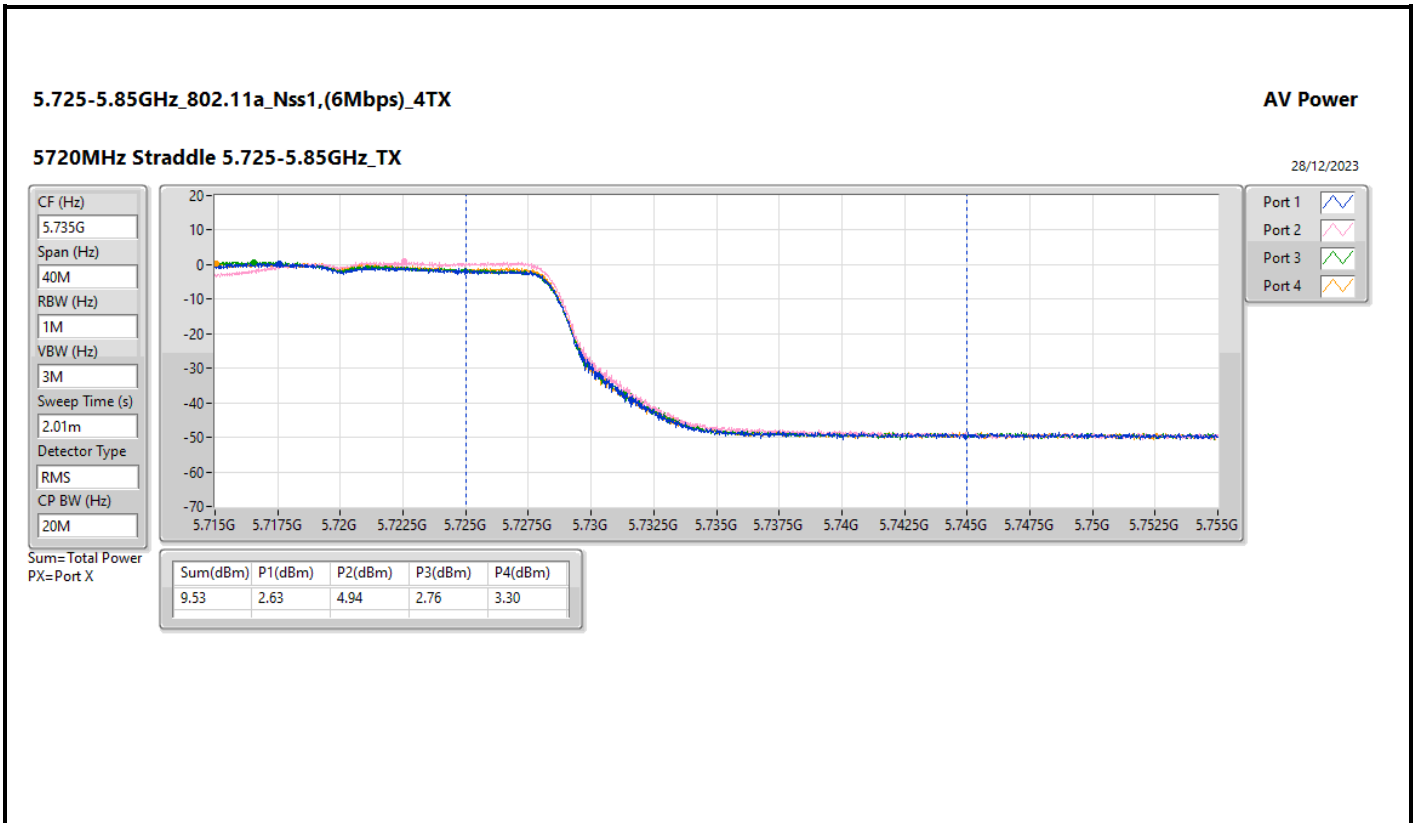
Mode	Total Power (dBm)	Total Power (W)	EIRP (dBm)	EIRP (W)
5.15-5.25GHz	-	-	-	-
802.11ax HEW80+80_Nss1,(MCS0)_2TX(Port1&Port2)	16.31	0.04276	22.32	0.17061
5.25-5.35GHz	-	-	-	-
802.11a_Nss1,(6Mbps)_4TX	17.74	0.05943	24.14	0.25942
802.11ax HEW20_Nss1,(MCS0)_4TX	18.22	0.06637	24.62	0.28973
802.11ax HEW40_Nss1,(MCS0)_4TX	21.12	0.12942	27.52	0.56494
802.11ax HEW80_Nss1,(MCS0)_4TX	20.30	0.10715	26.70	0.46774
802.11ax HEW80+80_Nss1,(MCS0)_2TX(Port3&Port4)	16.58	0.04550	22.98	0.19861
5.47-5.725GHz	-	-	-	-
802.11a_Nss1,(6Mbps)_4TX	17.75	0.05957	24.15	0.26002
802.11ax HEW20_Nss1,(MCS0)_4TX	18.50	0.07079	24.90	0.30903
802.11ax HEW40_Nss1,(MCS0)_4TX	21.23	0.13274	27.63	0.57943
802.11ax HEW80_Nss1,(MCS0)_4TX	23.01	0.19999	29.41	0.87297
802.11ax HEW80+80_Nss1,(MCS0)_4TX	19.90	0.09772	26.30	0.42658
5.725-5.85GHz	-	-	-	-
802.11a_Nss1,(6Mbps)_4TX	9.53	0.00897	15.93	0.03917
802.11ax HEW20_Nss1,(MCS0)_4TX	12.07	0.01611	18.47	0.07031
802.11ax HEW40_Nss1,(MCS0)_4TX	9.86	0.00968	16.26	0.04227
802.11ax HEW80_Nss1,(MCS0)_4TX	8.66	0.00735	15.06	0.03206

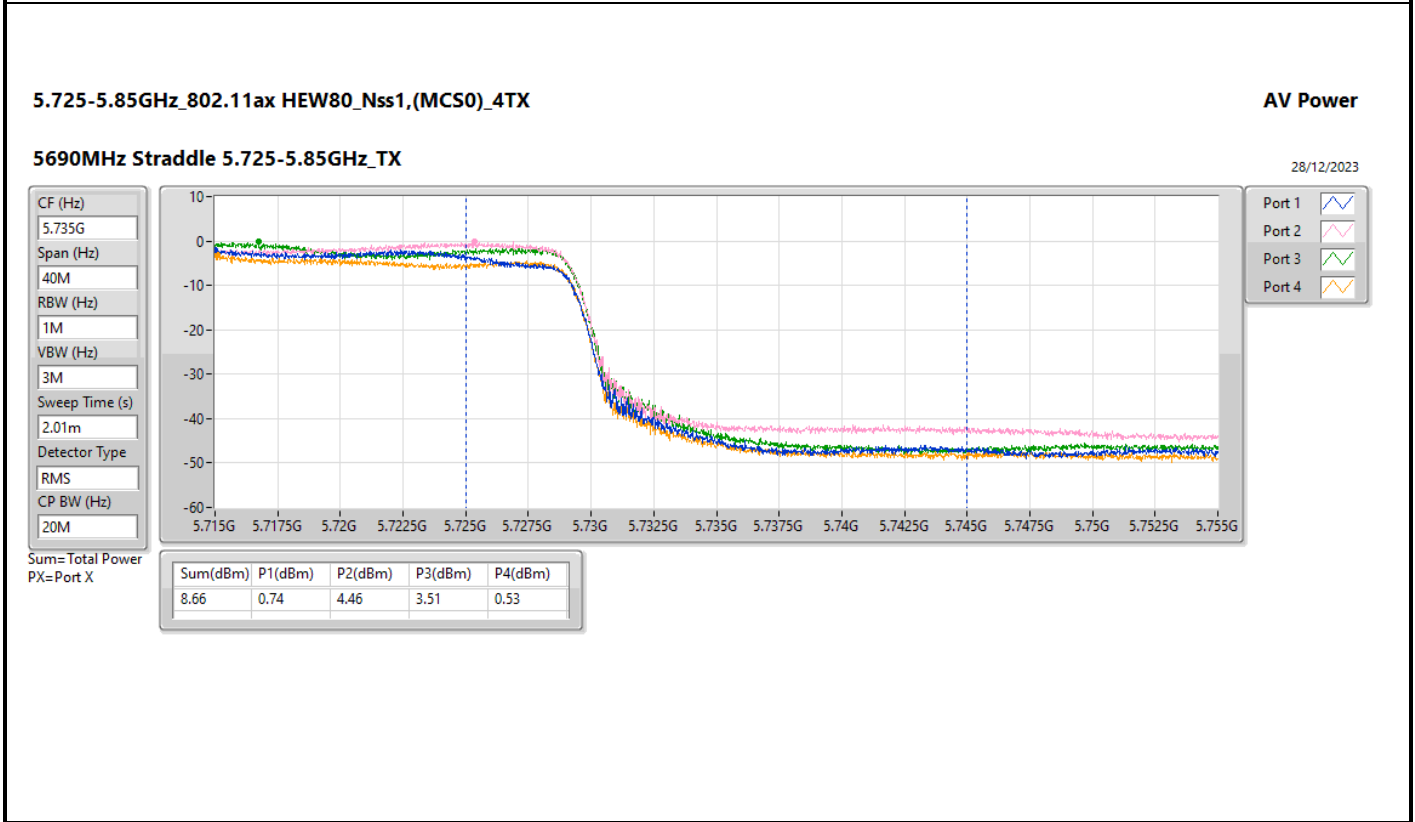
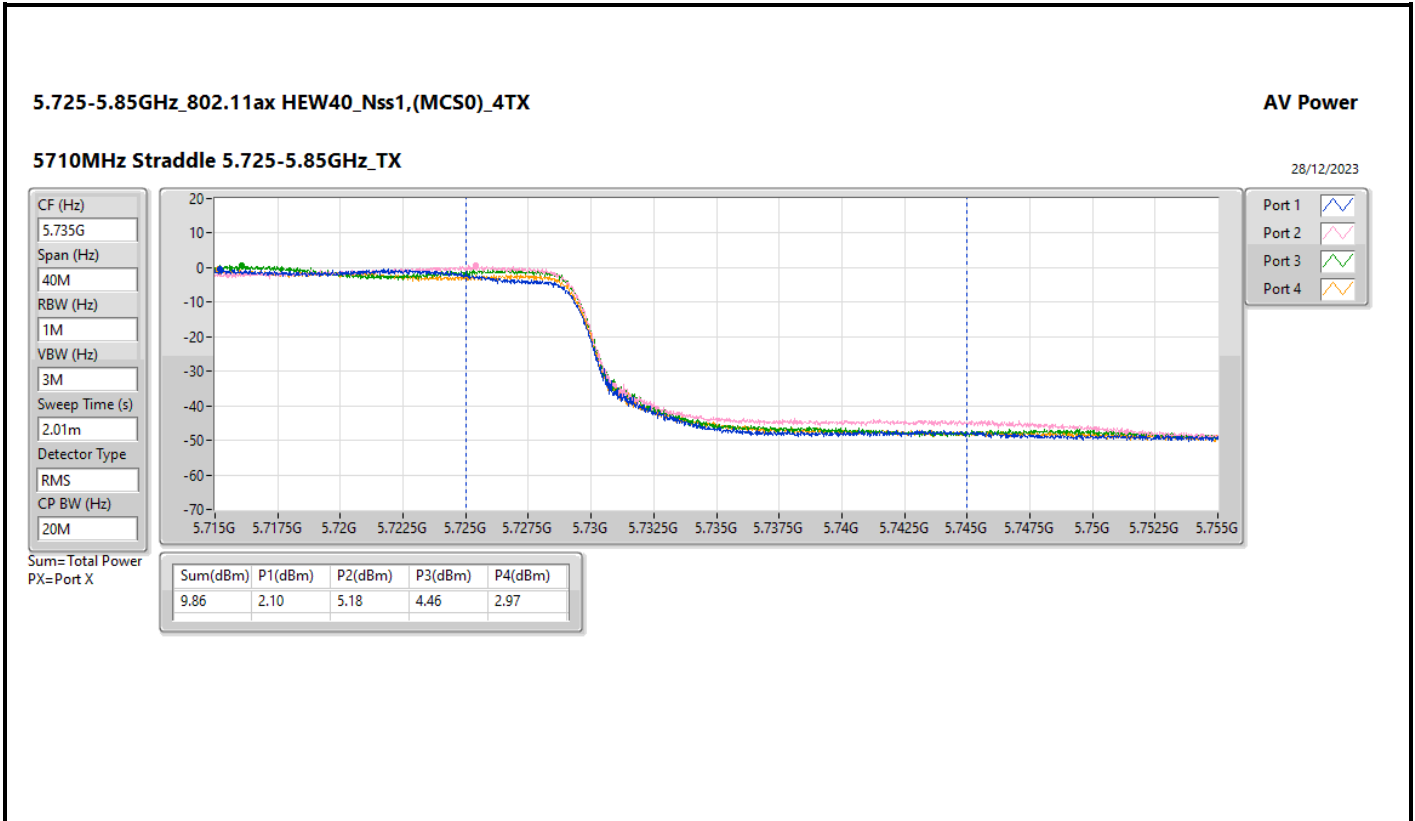


Result

Mode	Result	DG (dBi)	Port 1 (dBm)	Port 2 (dBm)	Port 3 (dBm)	Port 4 (dBm)	Total Power (dBm)	Power Limit (dBm)	EIRP (dBm)	EIRP Limit (dBm)
802.11a_Nss1,(6Mbps)_4TX	-	-	-	-	-	-	-	-	-	-
5260MHz	Pass	6.40	11.25	11.76	11.94	11.59	17.66	23.20	24.06	29.60
5300MHz	Pass	6.40	11.16	11.87	12.12	11.52	17.70	23.19	24.10	29.59
5320MHz	Pass	6.40	11.29	11.87	12.16	11.50	17.74	23.14	24.14	29.54
5500MHz	Pass	6.40	10.81	11.57	11.49	12.02	17.51	23.27	23.91	29.67
5580MHz	Pass	6.40	11.08	11.93	12.08	11.78	17.75	23.16	24.15	29.56
5700MHz	Pass	6.40	10.70	11.35	11.24	10.93	17.08	23.16	23.48	29.56
5720MHz Straddle 5.47-5.725GHz	Pass	6.40	10.02	10.13	10.43	10.48	16.29	22.08	22.69	28.48
5720MHz Straddle 5.725-5.85GHz	Pass	6.40	2.63	4.94	2.76	3.30	9.53	29.60	15.93	36.00
802.11ax HEW20_Nss1,(MCS0)_4TX	-	-	-	-	-	-	-	-	-	-
5260MHz	Pass	6.40	11.80	12.39	12.39	11.92	18.15	23.58	24.55	30.00
5300MHz	Pass	6.40	11.24	11.92	12.35	11.43	17.78	23.57	24.18	29.97
5320MHz	Pass	6.40	11.91	12.17	12.57	12.13	18.22	23.58	24.62	30.00
5500MHz	Pass	6.40	11.92	12.59	12.53	12.84	18.50	23.58	24.90	30.00
5580MHz	Pass	6.40	11.61	12.42	12.80	12.28	18.32	23.58	24.72	30.00
5700MHz	Pass	6.40	11.25	11.93	11.77	11.23	17.58	23.58	23.98	30.00
5720MHz Straddle 5.47-5.725GHz	Pass	6.40	10.55	10.81	10.76	11.07	16.82	22.33	23.22	28.73
5720MHz Straddle 5.725-5.85GHz	Pass	6.40	5.88	6.72	6.30	5.12	12.07	29.60	18.47	36.00
802.11ax HEW40_Nss1,(MCS0)_4TX	-	-	-	-	-	-	-	-	-	-
5270MHz	Pass	6.40	14.49	15.14	15.65	15.05	21.12	23.58	27.52	30.00
5310MHz	Pass	6.40	14.01	14.78	15.50	14.33	20.71	23.58	27.11	30.00
5510MHz	Pass	6.40	14.03	15.07	15.24	15.23	20.94	23.58	27.34	30.00
5550MHz	Pass	6.40	14.61	15.42	15.66	15.09	21.23	23.58	27.63	30.00
5670MHz	Pass	6.40	14.04	14.58	14.43	13.98	20.29	23.58	26.69	30.00
5710MHz Straddle 5.47-5.725GHz	Pass	6.40	13.85	13.87	13.88	13.74	19.86	23.58	26.26	30.00
5710MHz Straddle 5.725-5.85GHz	Pass	6.40	2.10	5.18	4.46	2.97	9.86	29.60	16.26	36.00
802.11ax HEW80_Nss1,(MCS0)_4TX	-	-	-	-	-	-	-	-	-	-
5290MHz	Pass	6.40	13.78	14.22	14.90	14.16	20.30	23.58	26.70	30.00
5530MHz	Pass	6.40	14.61	15.49	15.79	15.19	21.31	23.58	27.71	30.00
5610MHz	Pass	6.40	16.70	17.45	17.07	16.70	23.01	23.58	29.41	30.00
5690MHz Straddle 5.47-5.725GHz	Pass	6.40	16.62	17.13	17.17	16.22	22.82	23.58	29.22	30.00
5690MHz Straddle 5.725-5.85GHz	Pass	6.40	0.74	4.46	3.51	0.53	8.66	29.60	15.06	36.00
802.11ax HEW80+80_Nss1,(MCS0)_2TX(Port1&Port2)	-	-	-	-	-	-	-	-	-	-
#5210MHz,5290MHz	Pass	6.01	13.47	13.12			16.31	29.99	22.32	36.00
802.11ax HEW80+80_Nss1,(MCS0)_2TX(Port3&Port4)	-	-	-	-	-	-	-	-	-	-
5210MHz,#5290MHz	Pass	6.40	-	-	13.67	13.46	16.58	23.58	22.98	30.00
802.11ax HEW80+80_Nss1,(MCS0)_4TX	-	-	-	-	-	-	-	-	-	-
#5530MHz,#5610MHz	Pass	6.40	13.72	14.07	14.21	13.50	19.90	23.58	26.30	30.00

DG = Directional Gain; Port X = Port X output power







Summary

Mode	Total Power (dBm)	Total Power (W)	EIRP (dBm)	EIRP (W)
5.15-5.25GHz	-	-	-	-
802.11ax HEW80+80_Nss1,(MCS0)_2TX(Port1&Port2)	17.46	0.05572	23.47	0.22233
5.25-5.35GHz	-	-	-	-
802.11a_Nss1,(6Mbps)_4TX	18.78	0.07551	25.18	0.32961
802.11ax HEW20_Nss1,(MCS0)_4TX	18.47	0.07031	24.87	0.30690
802.11ax HEW40_Nss1,(MCS0)_4TX	21.29	0.13459	27.69	0.58749
802.11ax HEW80_Nss1,(MCS0)_4TX	20.89	0.12274	27.29	0.53580
802.11ax HEW80+80_Nss1,(MCS0)_2TX(Port3&Port4)	17.33	0.05408	23.73	0.23605



Result

Mode	Result	DG (dBi)	Port 1 (dBm)	Port 2 (dBm)	Port 3 (dBm)	Port 4 (dBm)	Total Power (dBm)	Power Limit (dBm)	EIRP (dBm)	EIRP Limit (dBm)
802.11a_Nss1,(6Mbps)_4TX	-	-	-	-	-	-	-	-	-	-
5260MHz	Pass	6.40	12.13	11.64	11.94	11.27	17.78	23.20	24.18	29.60
5300MHz	Pass	6.40	11.65	11.89	11.63	10.58	17.49	23.20	23.89	29.60
5320MHz	Pass	6.40	12.66	12.66	12.79	12.94	18.78	23.25	25.18	29.65
802.11ax HEW20_Nss1,(MCS0)_4TX	-	-	-	-	-	-	-	-	-	-
5260MHz	Pass	6.40	12.74	12.31	12.73	11.97	18.47	23.58	24.87	30.00
5300MHz	Pass	6.40	12.16	12.42	12.66	11.17	18.16	23.54	24.56	29.94
5320MHz	Pass	6.40	12.32	12.26	12.42	11.44	18.15	23.58	24.55	30.00
802.11ax HEW40_Nss1,(MCS0)_4TX	-	-	-	-	-	-	-	-	-	-
5270MHz	Pass	6.40	15.64	14.98	15.89	14.40	21.29	23.58	27.69	30.00
5310MHz	Pass	6.40	14.37	14.26	14.61	14.34	20.42	23.58	26.82	30.00
802.11ax HEW80_Nss1,(MCS0)_4TX	-	-	-	-	-	-	-	-	-	-
5290MHz	Pass	6.40	14.89	14.93	14.84	14.81	20.89	23.58	27.29	30.00
802.11ax HEW80+80_Nss1,(MCS0)_2TX(Port1&Port2)	-	-	-	-	-	-	-	-	-	-
#5210MHz,5290MHz	Pass	6.01	14.81	14.06			17.46	29.99	23.47	36.00
802.11ax HEW80+80_Nss1,(MCS0)_2TX(Port3&Port4)	-	-	-	-	-	-	-	-	-	-
5210MHz,#5290MHz	Pass	6.40	-	-	14.39	14.24	17.33	23.58	23.73	30.00

DG = Directional Gain; Port X = Port X output power



Summary

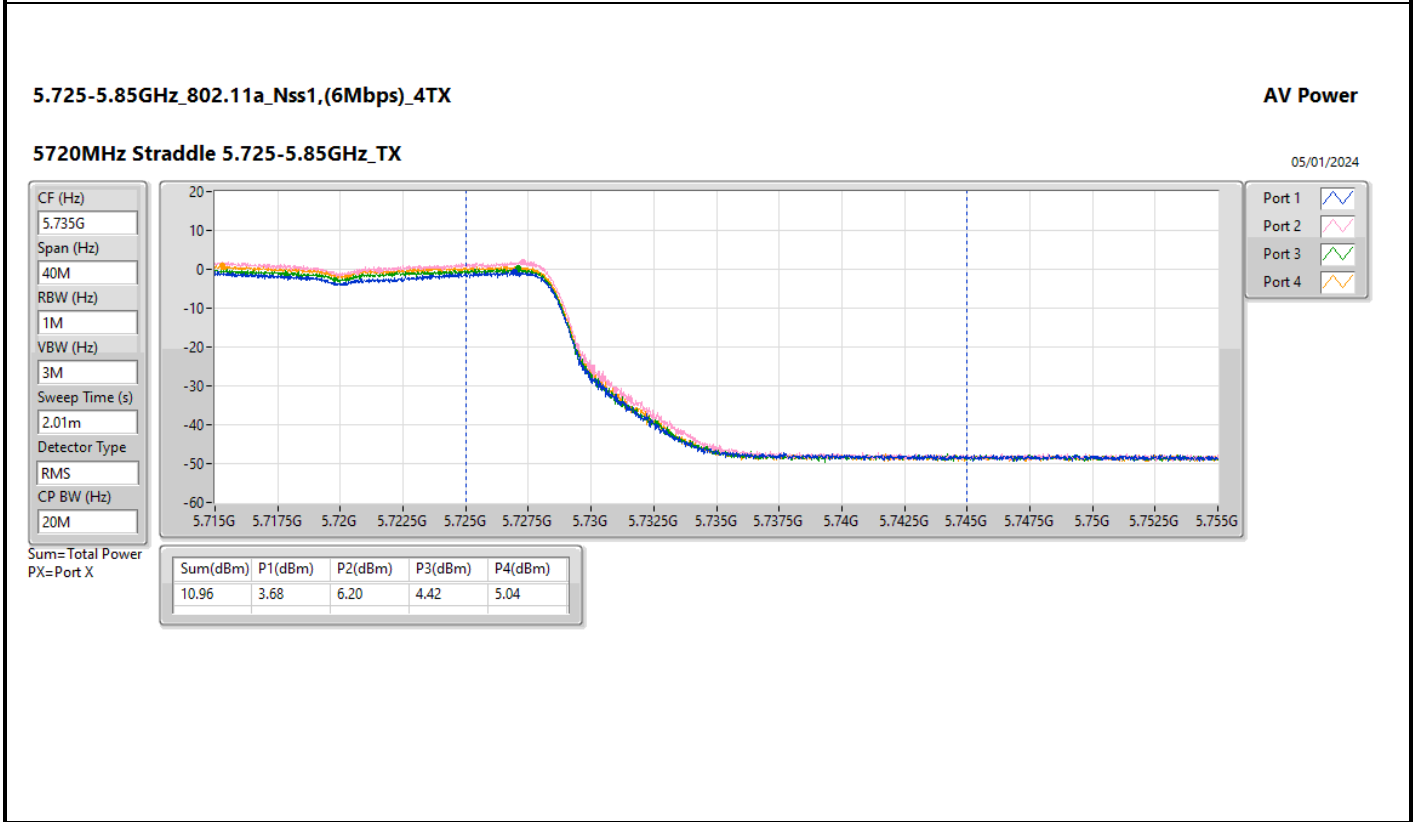
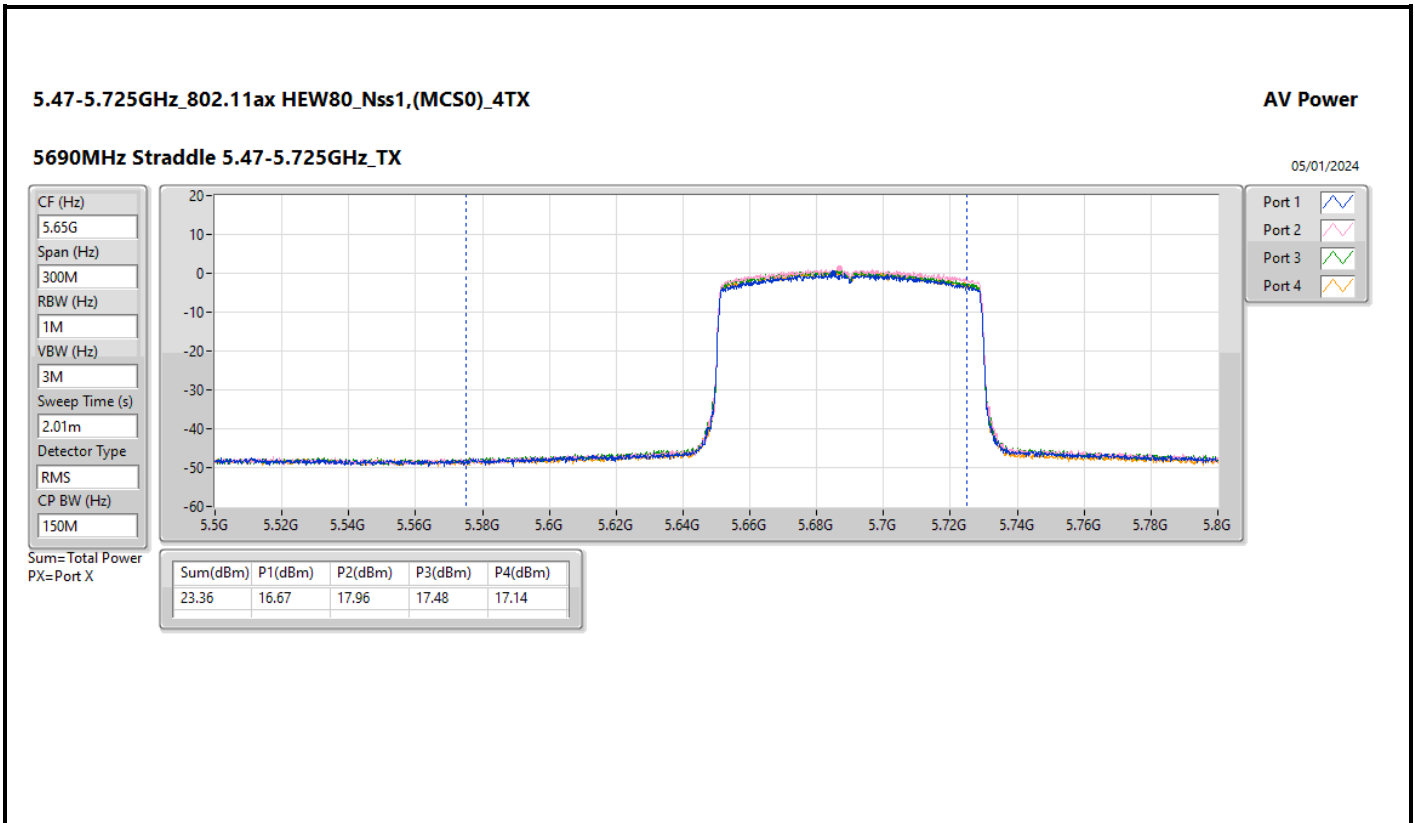
Mode	Total Power (dBm)	Total Power (W)	EIRP (dBm)	EIRP (W)
5.47-5.725GHz	-	-	-	-
802.11a_Nss1,(6Mbps)_4TX	17.42	0.05521	23.17	0.20749
802.11ax HEW20_Nss1,(MCS0)_4TX	17.66	0.05834	23.41	0.21928
802.11ax HEW40_Nss1,(MCS0)_4TX	21.23	0.13274	26.98	0.49888
802.11ax HEW80_Nss1,(MCS0)_4TX	23.36	0.21677	29.11	0.81470
802.11ax HEW160_Nss1,(MCS0)_4TX	21.95	0.15668	27.70	0.58884
5.725-5.85GHz	-	-	-	-
802.11a_Nss1,(6Mbps)_4TX	10.96	0.01247	16.71	0.04688
802.11ax HEW20_Nss1,(MCS0)_4TX	11.21	0.01321	16.96	0.04966
802.11ax HEW40_Nss1,(MCS0)_4TX	9.49	0.00889	15.24	0.03342
802.11ax HEW80_Nss1,(MCS0)_4TX	8.65	0.00733	14.40	0.02754

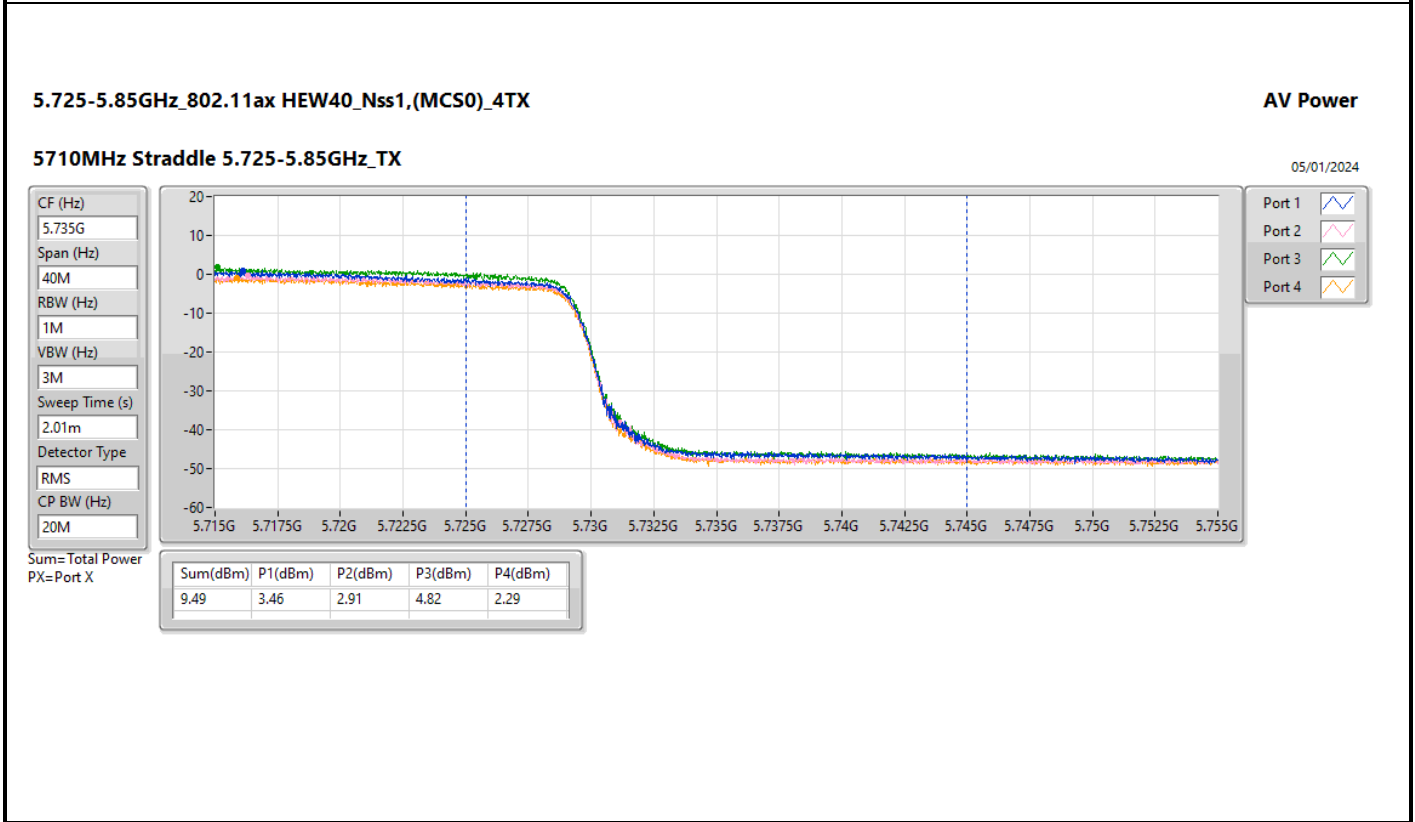
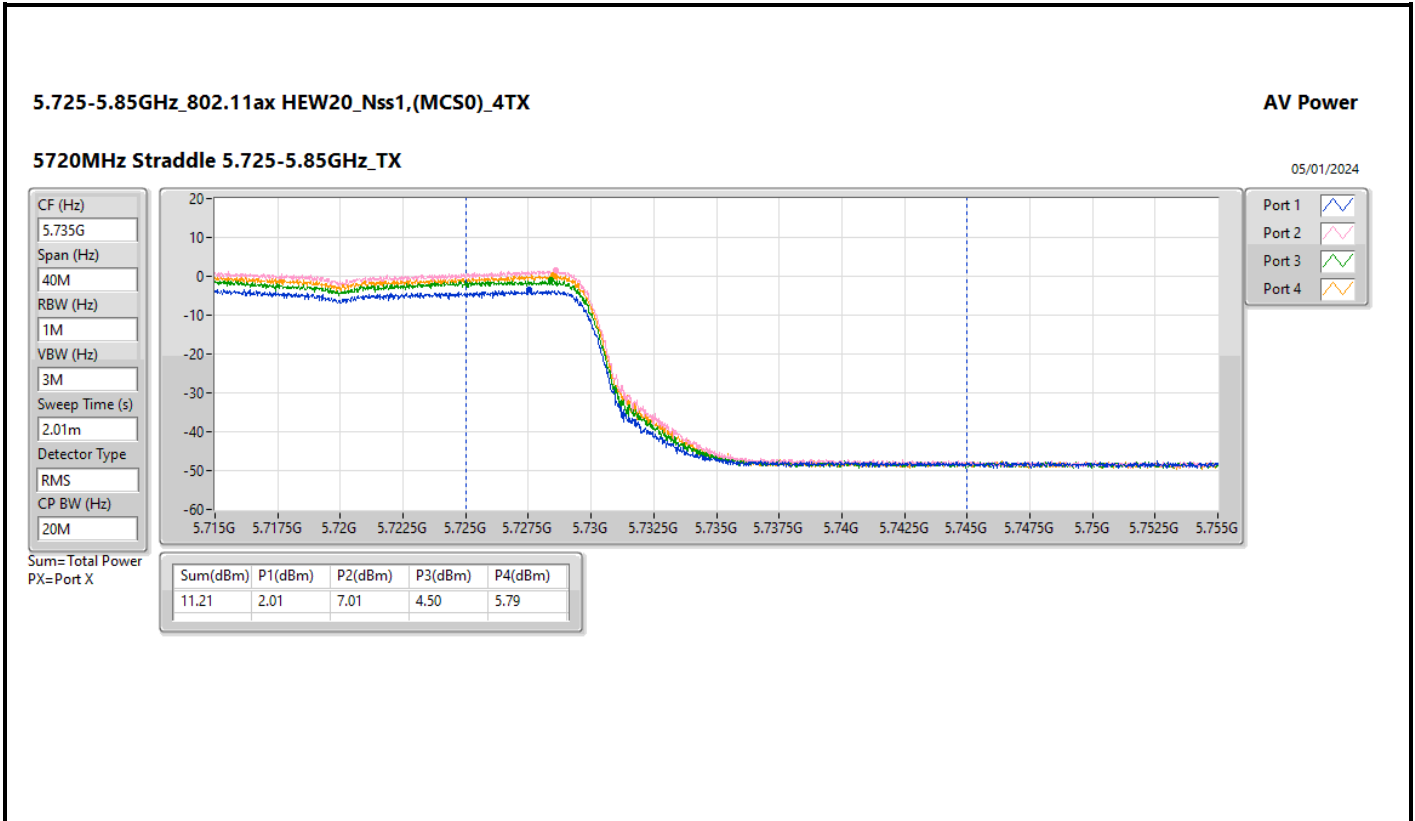


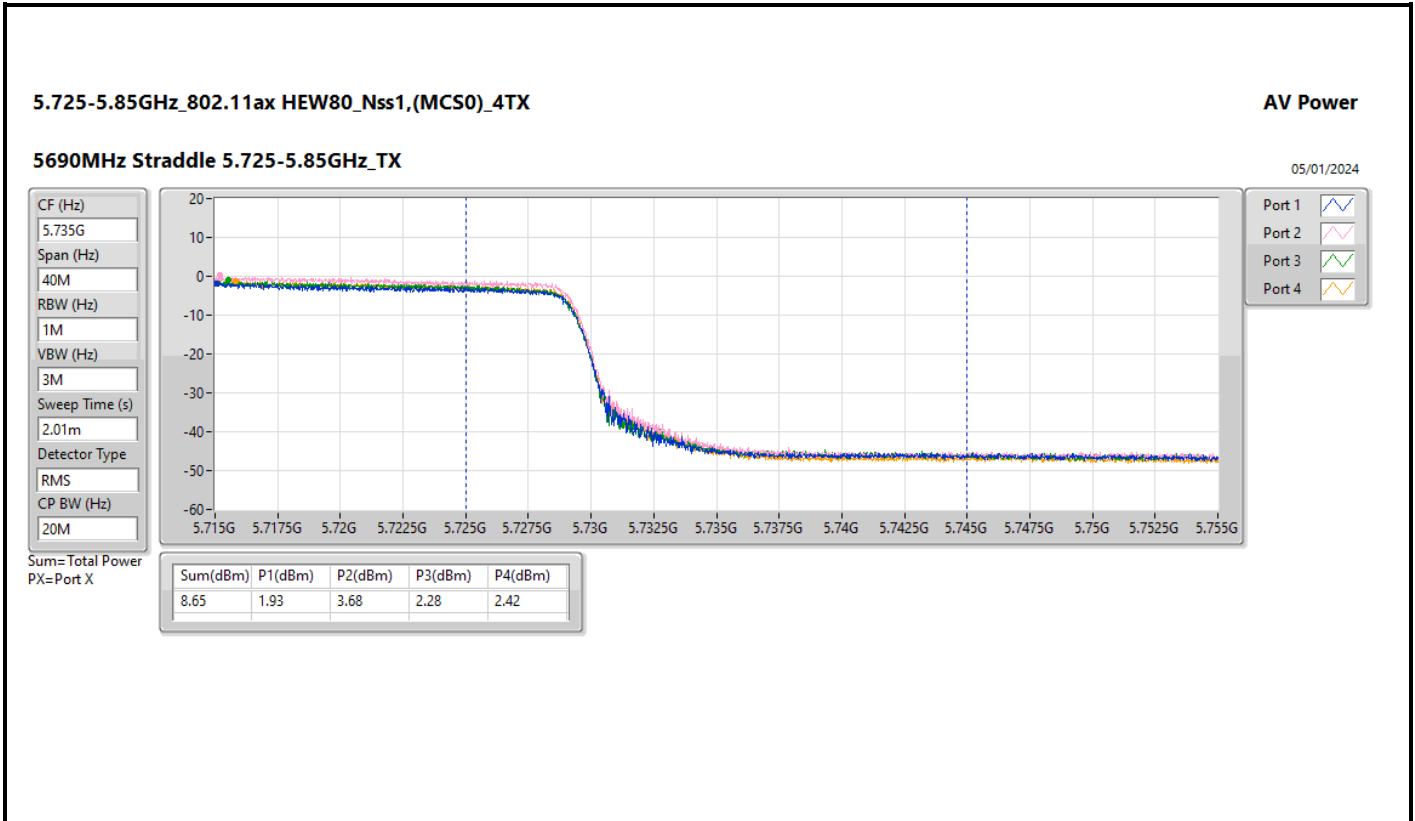
Result

Mode	Result	DG (dBi)	Port 1 (dBm)	Port 2 (dBm)	Port 3 (dBm)	Port 4 (dBm)	Total Power (dBm)	Power Limit (dBm)	EIRP (dBm)	EIRP Limit (dBm)
802.11a_Nss1,(6Mbps)_4TX	-	-	-	-	-	-	-	-	-	-
5500MHz	Pass	5.75	10.74	11.72	11.74	11.34	17.42	23.73	23.17	29.73
5580MHz	Pass	5.75	11.02	11.17	11.84	10.85	17.26	23.76	23.01	29.76
5700MHz	Pass	5.75	11.04	10.83	12.07	10.20	17.11	23.77	22.86	29.77
5720MHz Straddle 5.47-5.725GHz	Pass	5.75	9.08	11.86	9.59	11.04	16.56	22.48	22.31	28.48
5720MHz Straddle 5.725-5.85GHz	Pass	5.75	3.68	6.20	4.42	5.04	10.96	30.00	16.71	36.00
802.11ax HEW20_Nss1,(MCS0)_4TX	-	-	-	-	-	-	-	-	-	-
5500MHz	Pass	5.75	10.70	11.79	11.75	11.07	17.37	23.98	23.12	30.00
5580MHz	Pass	5.75	11.39	11.61	12.38	11.09	17.66	23.98	23.41	30.00
5700MHz	Pass	5.75	11.39	11.22	12.38	10.55	17.46	23.98	23.21	30.00
5720MHz Straddle 5.47-5.725GHz	Pass	5.75	7.47	11.36	9.36	10.48	15.92	22.88	21.67	28.88
5720MHz Straddle 5.725-5.85GHz	Pass	5.75	2.01	7.01	4.50	5.79	11.21	30.00	16.96	36.00
802.11ax HEW40_Nss1,(MCS0)_4TX	-	-	-	-	-	-	-	-	-	-
5510MHz	Pass	5.75	14.36	14.94	15.16	14.69	20.82	23.98	26.57	30.00
5550MHz	Pass	5.75	14.66	15.81	15.56	14.69	21.23	23.98	26.98	30.00
5670MHz	Pass	5.75	13.98	14.90	15.05	14.67	20.69	23.98	26.44	30.00
5710MHz Straddle 5.47-5.725GHz	Pass	5.75	14.76	13.72	15.87	13.30	20.55	23.98	26.30	30.00
5710MHz Straddle 5.725-5.85GHz	Pass	5.75	3.46	2.91	4.82	2.29	9.49	30.00	15.24	36.00
802.11ax HEW80_Nss1,(MCS0)_4TX	-	-	-	-	-	-	-	-	-	-
5530MHz	Pass	5.75	15.26	16.62	16.41	15.78	22.07	23.98	27.82	30.00
5610MHz	Pass	5.75	16.85	17.22	17.62	17.23	23.26	23.98	29.01	30.00
5690MHz Straddle 5.47-5.725GHz	Pass	5.75	16.67	17.96	17.48	17.14	23.36	23.98	29.11	30.00
5690MHz Straddle 5.725-5.85GHz	Pass	5.75	1.93	3.68	2.28	2.42	8.65	30.00	14.40	36.00
802.11ax HEW160_Nss1,(MCS0)_4TX	-	-	-	-	-	-	-	-	-	-
5570MHz	Pass	5.75	15.37	16.38	16.22	15.67	21.95	23.98	27.70	30.00

DG = Directional Gain; Port X = Port X output power









Summary

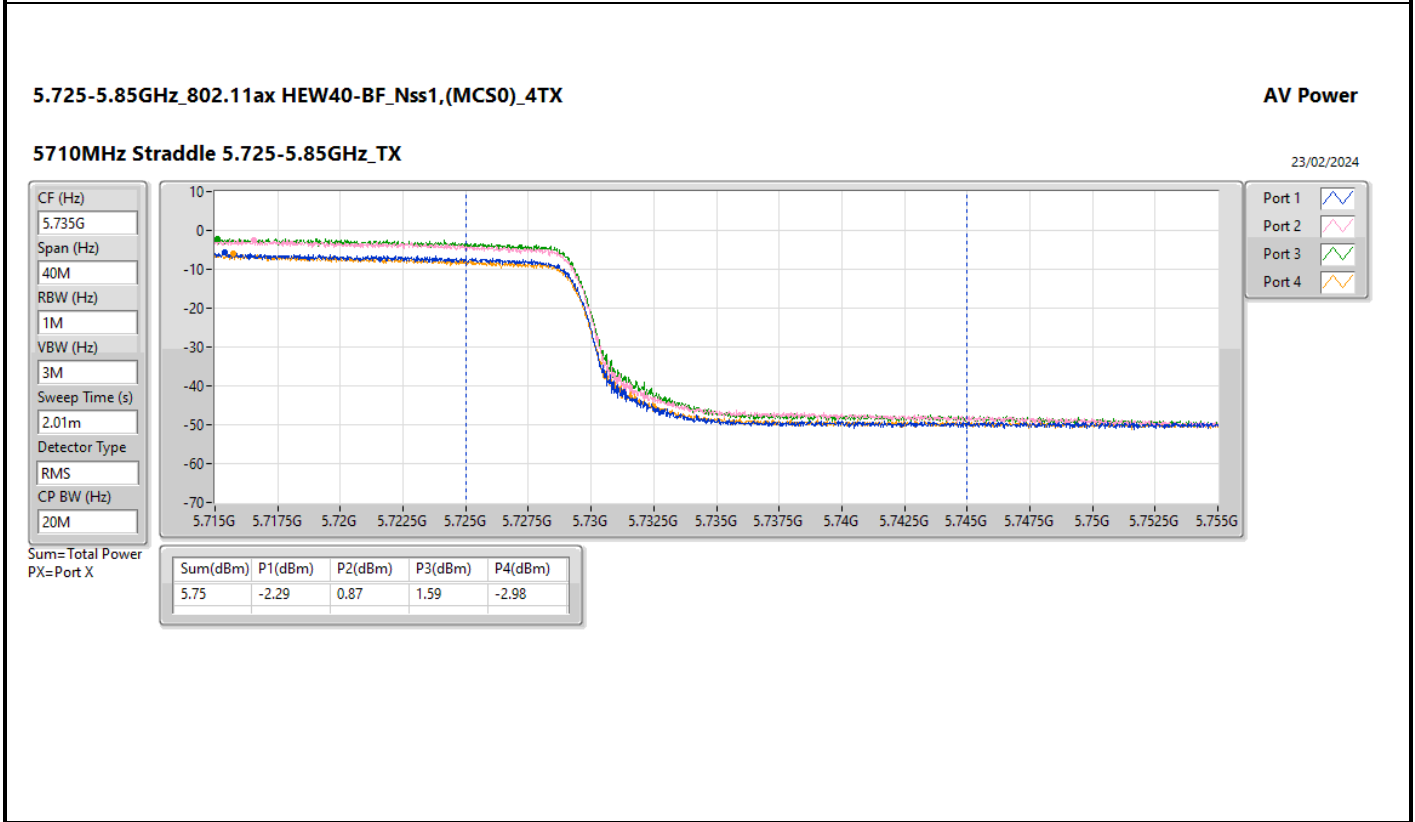
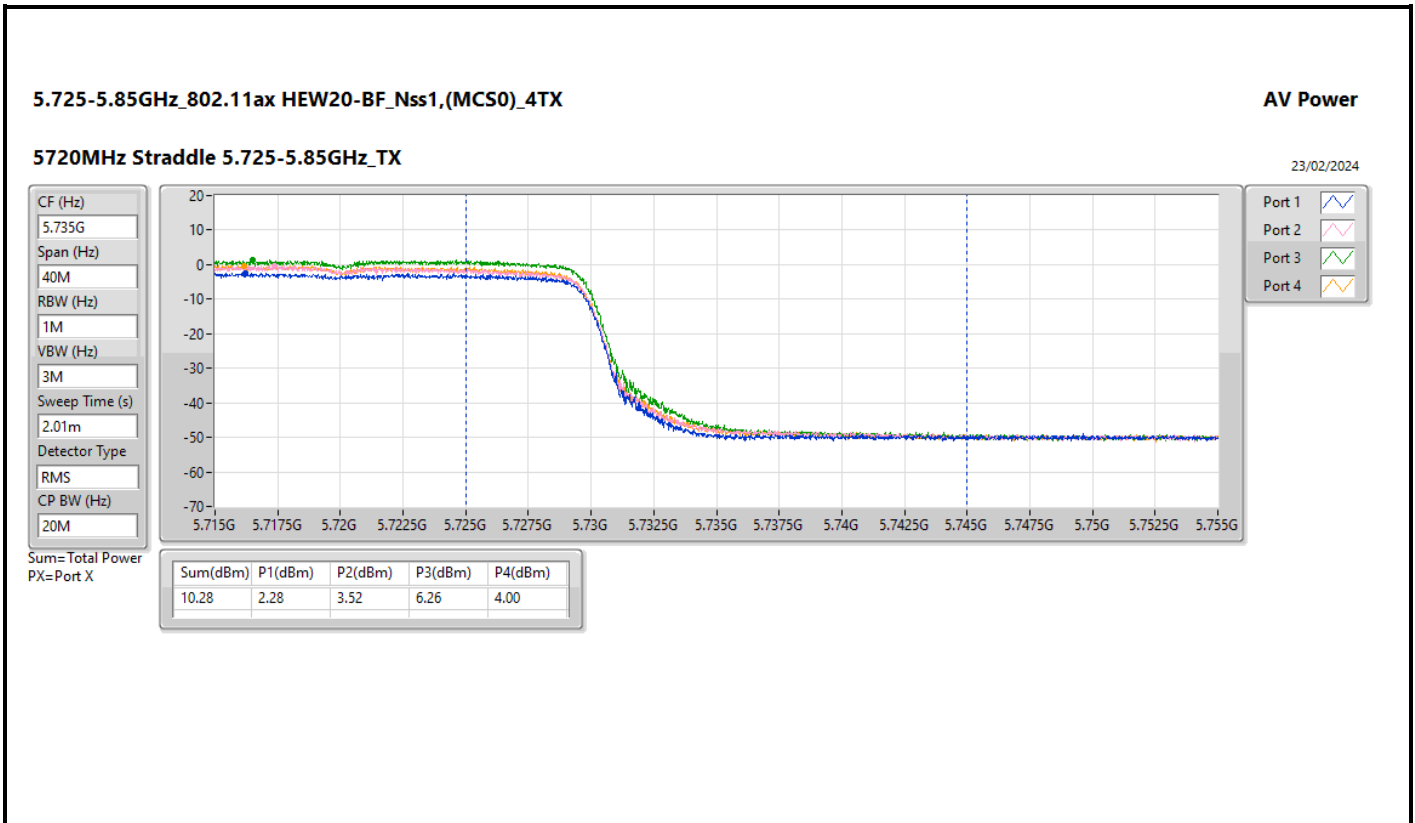
Mode	Total Power (dBm)	Total Power (W)	EIRP (dBm)	EIRP (W)
5.15-5.25GHz	-	-	-	-
802.11ax HEW80+80-BF_Nss1,(MCS0)_2TX(Port1&Port2)	15.04	0.03192	24.00	0.25119
5.25-5.35GHz	-	-	-	-
802.11ax HEW20-BF_Nss1,(MCS0)_4TX	17.30	0.05370	29.43	0.87700
802.11ax HEW40-BF_Nss1,(MCS0)_4TX	16.91	0.04909	29.04	0.80168
802.11ax HEW80+80-BF_Nss1,(MCS0)_2TX(Port3&Port4)	15.52	0.03565	24.80	0.30200
802.11ax HEW80-BF_Nss1,(MCS0)_4TX	17.16	0.05200	29.29	0.84918
5.47-5.725GHz	-	-	-	-
802.11ax HEW20-BF_Nss1,(MCS0)_4TX	17.08	0.05105	29.21	0.83368
802.11ax HEW40-BF_Nss1,(MCS0)_4TX	17.08	0.05105	29.21	0.83368
802.11ax HEW80-BF_Nss1,(MCS0)_4TX	17.05	0.05070	29.18	0.82794
802.11ax HEW80+80-BF_Nss1,(MCS0)_4TX	16.75	0.04732	28.88	0.77268
5.725-5.85GHz	-	-	-	-
802.11ax HEW20-BF_Nss1,(MCS0)_4TX	10.28	0.01067	22.41	0.17418
802.11ax HEW40-BF_Nss1,(MCS0)_4TX	5.75	0.00376	17.88	0.06138
802.11ax HEW80-BF_Nss1,(MCS0)_4TX	2.52	0.00179	14.65	0.02917

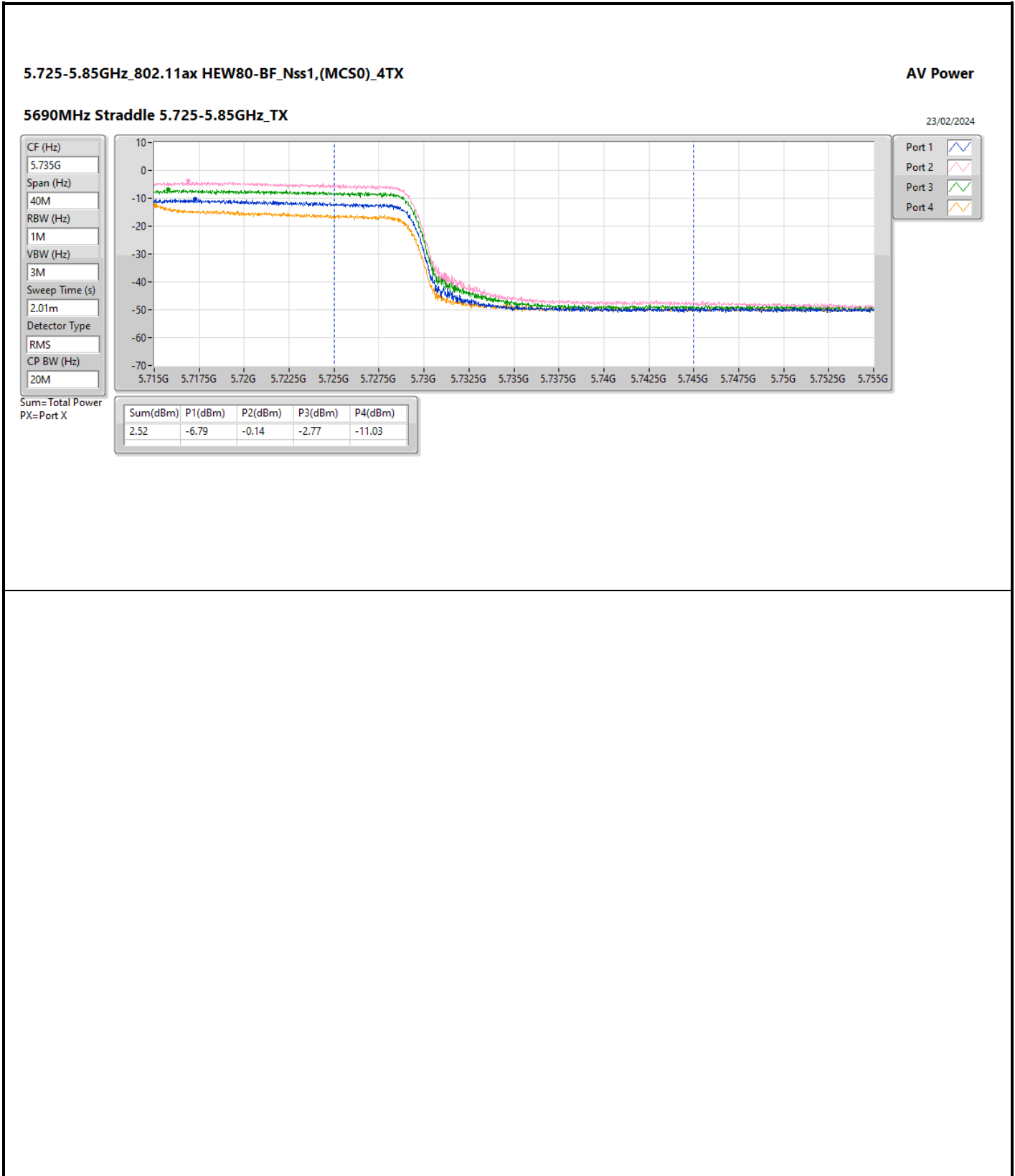


Result

Mode	Result	DG (dBi)	Port 1 (dBm)	Port 2 (dBm)	Port 3 (dBm)	Port 4 (dBm)	Total Power (dBm)	Power Limit (dBm)	EIRP (dBm)	EIRP Limit (dBm)
802.11ax HEW20-BF_Nss1,(MCS0)_4TX	-	-	-	-	-	-	-	-	-	-
5260MHz	Pass	12.13	11.16	11.82	10.53	11.50	17.30	17.85	29.43	30.00
5300MHz	Pass	12.13	10.48	11.51	10.64	10.59	16.85	17.85	28.98	30.00
5320MHz	Pass	12.13	10.91	11.38	11.06	10.74	17.05	17.85	29.18	30.00
5500MHz	Pass	12.13	11.05	11.63	10.89	10.62	17.08	17.85	29.21	30.00
5580MHz	Pass	12.13	9.60	11.98	11.27	9.59	16.76	17.81	28.89	29.94
5700MHz	Pass	12.13	8.93	11.21	11.20	10.68	16.62	17.85	28.75	30.00
5720MHz Straddle 5.47-5.725GHz	Pass	12.13	8.02	9.71	11.55	10.30	16.10	16.64	28.23	28.77
5720MHz Straddle 5.725-5.85GHz	Pass	12.13	2.28	3.52	6.26	4.00	10.28	23.87	22.41	36.00
802.11ax HEW40-BF_Nss1,(MCS0)_4TX	-	-	-	-	-	-	-	-	-	-
5270MHz	Pass	12.13	10.61	11.06	10.85	11.03	16.91	17.85	29.04	30.00
5310MHz	Pass	12.13	10.14	10.75	10.67	10.22	16.47	17.85	28.60	30.00
5510MHz	Pass	12.13	10.19	10.91	10.05	10.15	16.36	17.85	28.49	30.00
5550MHz	Pass	12.13	10.55	11.95	11.22	10.34	17.08	17.85	29.21	30.00
5670MHz	Pass	12.13	8.96	11.69	11.38	9.74	16.61	17.85	28.74	30.00
5710MHz Straddle 5.47-5.725GHz	Pass	12.13	8.30	10.96	11.48	10.39	16.46	17.85	28.59	30.00
5710MHz Straddle 5.725-5.85GHz	Pass	12.13	-2.29	0.87	1.59	-2.98	5.75	23.87	17.88	36.00
802.11ax HEW80-BF_Nss1,(MCS0)_4TX	-	-	-	-	-	-	-	-	-	-
5290MHz	Pass	12.13	10.88	11.45	11.25	10.97	17.16	17.85	29.29	30.00
5530MHz	Pass	12.13	10.35	11.91	11.08	10.59	17.05	17.85	29.18	30.00
5610MHz	Pass	12.13	9.38	11.94	11.20	8.72	16.53	17.85	28.66	30.00
5690MHz Straddle 5.47-5.725GHz	Pass	12.13	8.57	11.57	11.45	10.10	16.60	17.85	28.73	30.00
5690MHz Straddle 5.725-5.85GHz	Pass	12.13	-6.79	-0.14	-2.77	-11.03	2.52	23.87	14.65	36.00
802.11ax HEW80+80-BF_Nss1,(MCS0)_2TX(Port1&Port2)	-	-	-	-	-	-	-	-	-	-
#5210MHz,5290MHz	Pass	8.96	11.81	12.24	-	-	15.04	27.04	24.00	36.00
802.11ax HEW80+80-BF_Nss1,(MCS0)_2TX(Port3&Port4)	-	-	-	-	-	-	-	-	-	-
5210MHz,#5290MHz	Pass	9.28	-	-	12.42	12.59	15.52	20.70	24.80	30.00
802.11ax HEW80+80-BF_Nss1,(MCS0)_4TX	-	-	-	-	-	-	-	-	-	-
#5530MHz,#5610MHz	Pass	12.13	10.14	10.85	11.45	10.37	16.75	17.85	28.88	30.00

DG = Directional Gain; Port X = Port X output power







Summary

Mode	Total Power (dBm)	Total Power (W)	EIRP (dBm)	EIRP (W)
5.15-5.25GHz	-	-	-	-
802.11ax HEW80+80-BF_Nss1,(MCS0)_2TX(Port1&Port2)	16.50	0.04467	28.63	0.72946
5.25-5.35GHz	-	-	-	-
802.11ax HEW20-BF_Nss1,(MCS0)_4TX	17.24	0.05297	29.37	0.86497
802.11ax HEW40-BF_Nss1,(MCS0)_4TX	16.93	0.04932	29.06	0.80538
802.11ax HEW80+80-BF_Nss1,(MCS0)_2TX(Port3&Port4)	16.56	0.04529	28.69	0.73961
802.11ax HEW80-BF_Nss1,(MCS0)_4TX	16.85	0.04842	28.98	0.79068



Result

Mode	Result	DG (dBi)	Port 1 (dBm)	Port 2 (dBm)	Port 3 (dBm)	Port 4 (dBm)	Total Power (dBm)	Power Limit (dBm)	EIRP (dBm)	EIRP Limit (dBm)
802.11ax HEW20-BF_Nss1,(MCS0)_4TX	-	-	-	-	-	-	-	-	-	-
5260MHz	Pass	12.13	10.75	11.48	10.70	11.32	17.10	17.85	29.23	30.00
5300MHz	Pass	12.13	10.73	10.74	10.16	10.30	16.51	17.85	28.64	30.00
5320MHz	Pass	12.13	11.46	11.70	10.59	11.05	17.24	17.85	29.37	30.00
802.11ax HEW40-BF_Nss1,(MCS0)_4TX	-	-	-	-	-	-	-	-	-	-
5270MHz	Pass	12.13	10.66	10.72	11.38	10.85	16.93	17.85	29.06	30.00
5310MHz	Pass	12.13	10.82	10.75	11.41	10.60	16.93	17.85	29.06	30.00
802.11ax HEW80-BF_Nss1,(MCS0)_4TX	-	-	-	-	-	-	-	-	-	-
5290MHz	Pass	12.13	10.73	10.81	10.84	10.92	16.85	17.85	28.98	30.00
802.11ax HEW80+80-BF_Nss1,(MCS0)_2TX(Port1&Port2)	-	-	-	-	-	-	-	-	-	-
#5210MHz,5290MHz	Pass	12.13	13.32	13.66			16.50	23.87	28.63	36.00
802.11ax HEW80+80-BF_Nss1,(MCS0)_2TX(Port3&Port4)	-	-	-	-	-	-	-	-	-	-
5210MHz,#5290MHz	Pass	12.13	-	-	13.25	13.83	16.56	17.85	28.69	30.00

DG = Directional Gain; Port X = Port X output power



Summary

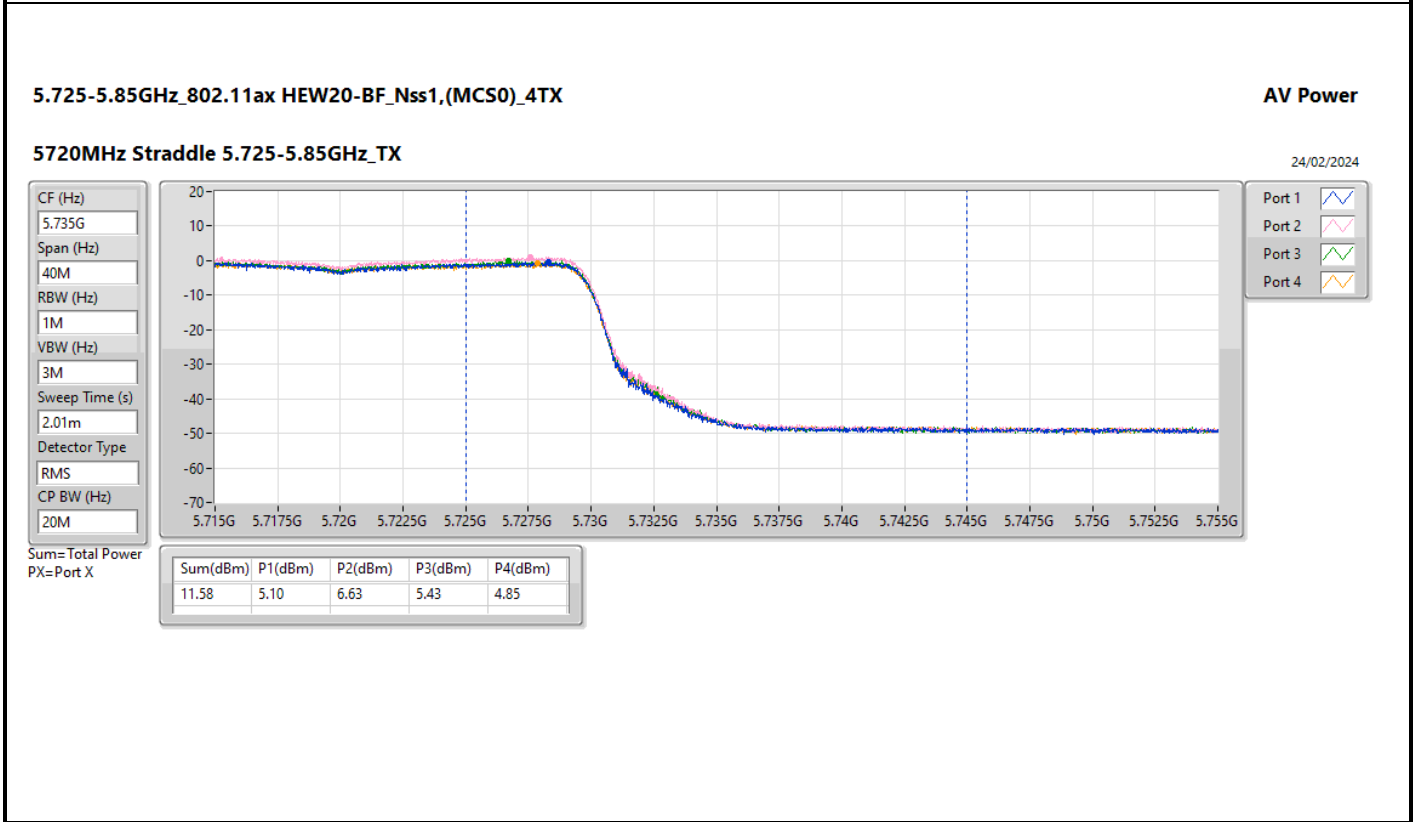
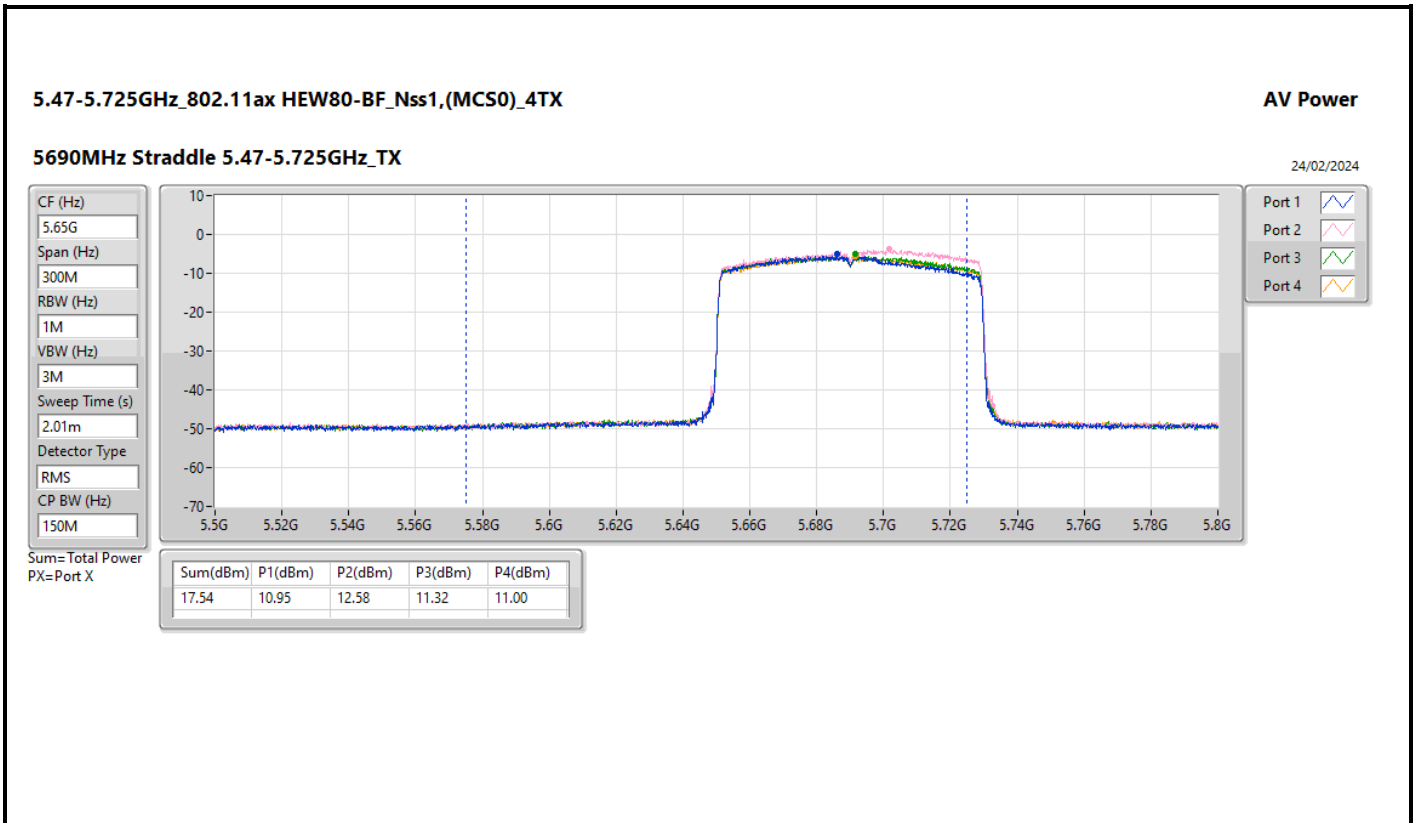
Mode	Total Power (dBm)	Total Power (W)	EIRP (dBm)	EIRP (W)
5.47-5.725GHz	-	-	-	-
802.11ax HEW20-BF_Nss1,(MCS0)_4TX	17.61	0.05768	29.26	0.84333
802.11ax HEW40-BF_Nss1,(MCS0)_4TX	17.82	0.06053	29.47	0.88512
802.11ax HEW80-BF_Nss1,(MCS0)_4TX	17.54	0.05675	29.19	0.82985
802.11ax HEW160-BF_Nss1,(MCS0)_4TX	17.13	0.05164	28.78	0.75509
5.725-5.85GHz	-	-	-	-
802.11ax HEW20-BF_Nss1,(MCS0)_4TX	11.58	0.01439	23.23	0.21038
802.11ax HEW40-BF_Nss1,(MCS0)_4TX	6.64	0.00461	18.29	0.06745
802.11ax HEW80-BF_Nss1,(MCS0)_4TX	2.78	0.00190	14.43	0.02773

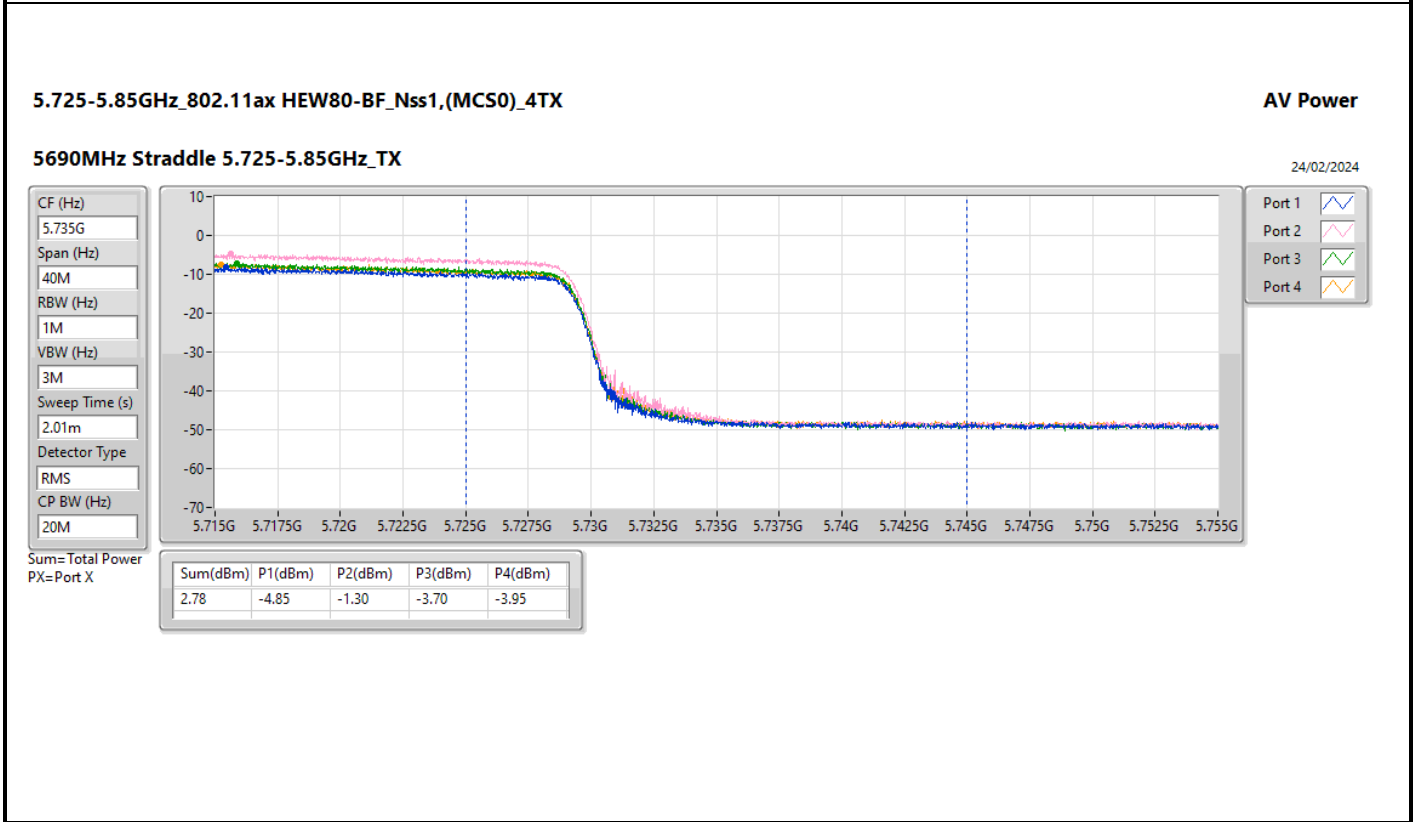
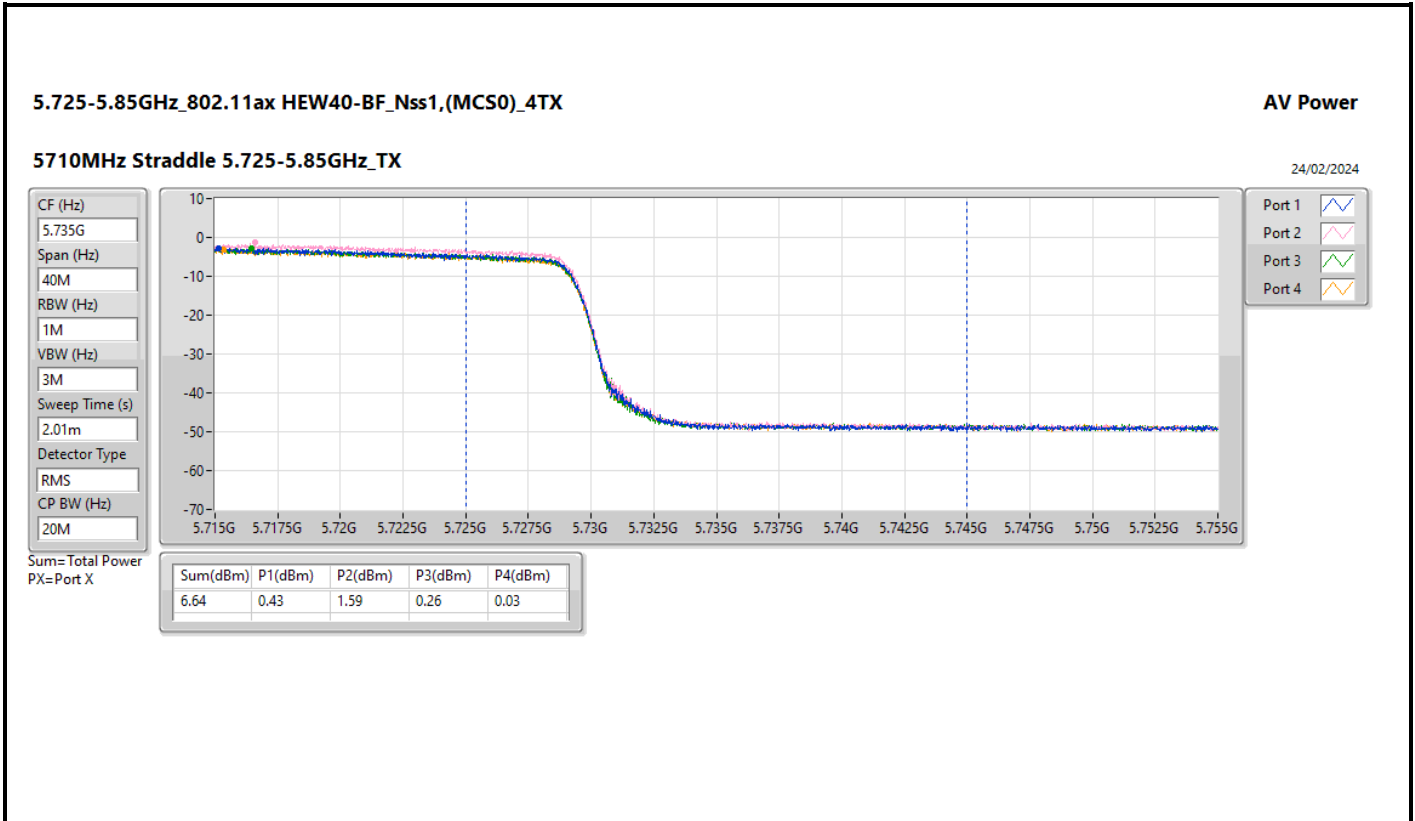


Result

Mode	Result	DG (dBi)	Port 1 (dBm)	Port 2 (dBm)	Port 3 (dBm)	Port 4 (dBm)	Total Power (dBm)	Power Limit (dBm)	EIRP (dBm)	EIRP Limit (dBm)
802.11ax HEW20-BF_Nss1,(MCS0)_4TX	-	-	-	-	-	-	-	-	-	-
5500MHz	Pass	11.65	10.94	12.33	11.29	11.30	17.52	18.33	29.17	30.00
5580MHz	Pass	11.65	10.65	12.64	11.41	11.43	17.61	18.33	29.26	30.00
5700MHz	Pass	11.65	11.00	12.50	11.48	11.19	17.60	18.33	29.25	30.00
5720MHz Straddle 5.47-5.725GHz	Pass	11.65	9.73	11.04	10.14	9.77	16.22	17.12	27.87	28.77
5720MHz Straddle 5.725-5.85GHz	Pass	11.65	5.10	6.63	5.43	4.85	11.58	24.35	23.23	36.00
802.11ax HEW40-BF_Nss1,(MCS0)_4TX	-	-	-	-	-	-	-	-	-	-
5510MHz	Pass	11.65	11.58	12.56	11.03	11.31	17.68	18.33	29.33	30.00
5550MHz	Pass	11.65	12.00	12.29	11.69	11.12	17.82	18.33	29.47	30.00
5670MHz	Pass	11.65	10.73	12.18	11.03	10.71	17.23	18.33	28.88	30.00
5710MHz Straddle 5.47-5.725GHz	Pass	11.65	11.62	12.21	11.42	11.20	17.65	18.33	29.30	30.00
5710MHz Straddle 5.725-5.85GHz	Pass	11.65	0.43	1.59	0.26	0.03	6.64	24.35	18.29	36.00
802.11ax HEW80-BF_Nss1,(MCS0)_4TX	-	-	-	-	-	-	-	-	-	-
5530MHz	Pass	11.65	10.64	11.72	10.94	10.45	16.99	18.33	28.64	30.00
5610MHz	Pass	11.65	10.61	11.92	10.73	10.58	17.02	18.33	28.67	30.00
5690MHz Straddle 5.47-5.725GHz	Pass	11.65	10.95	12.58	11.32	11.00	17.54	18.33	29.19	30.00
5690MHz Straddle 5.725-5.85GHz	Pass	11.65	-4.85	-1.30	-3.70	-3.95	2.78	24.35	14.43	36.00
802.11ax HEW160-BF_Nss1,(MCS0)_4TX	-	-	-	-	-	-	-	-	-	-
5570MHz	Pass	11.65	10.59	12.06	10.71	10.91	17.13	18.33	28.78	30.00

DG = Directional Gain; Port X = Port X output power







Summary

Mode	PD (dBm/RBW)	EIRP PD (dBm/RBW)
5.15-5.25GHz	-	-
802.11ax HEW80+80_Nss1,(MCS0)_2TX(Port1&Port2)	-2.91	6.05
5.25-5.35GHz	-	-
802.11a_Nss1,(6Mbps)_4TX	4.78	16.91
802.11ax HEW20_Nss1,(MCS0)_4TX	4.84	16.97
802.11ax HEW40_Nss1,(MCS0)_4TX	4.84	16.97
802.11ax HEW80_Nss1,(MCS0)_4TX	1.22	13.35
802.11ax HEW80+80_Nss1,(MCS0)_2TX(Port3&Port4)	-2.6	6.68
5.47-5.725GHz	-	-
802.11a_Nss1,(6Mbps)_4TX	4.53	16.66
802.11ax HEW20_Nss1,(MCS0)_4TX	4.84	16.97
802.11ax HEW40_Nss1,(MCS0)_4TX	4.79	16.92
802.11ax HEW80_Nss1,(MCS0)_4TX	4.53	16.66
802.11ax HEW80+80_Nss1,(MCS0)_4TX	-2.08	10.05
5.725-5.85GHz	-	-
802.11a_Nss1,(6Mbps)_4TX	1.83	13.96
802.11ax HEW20_Nss1,(MCS0)_4TX	3.38	15.51
802.11ax HEW40_Nss1,(MCS0)_4TX	1.57	13.70
802.11ax HEW80_Nss1,(MCS0)_4TX	0.35	12.48

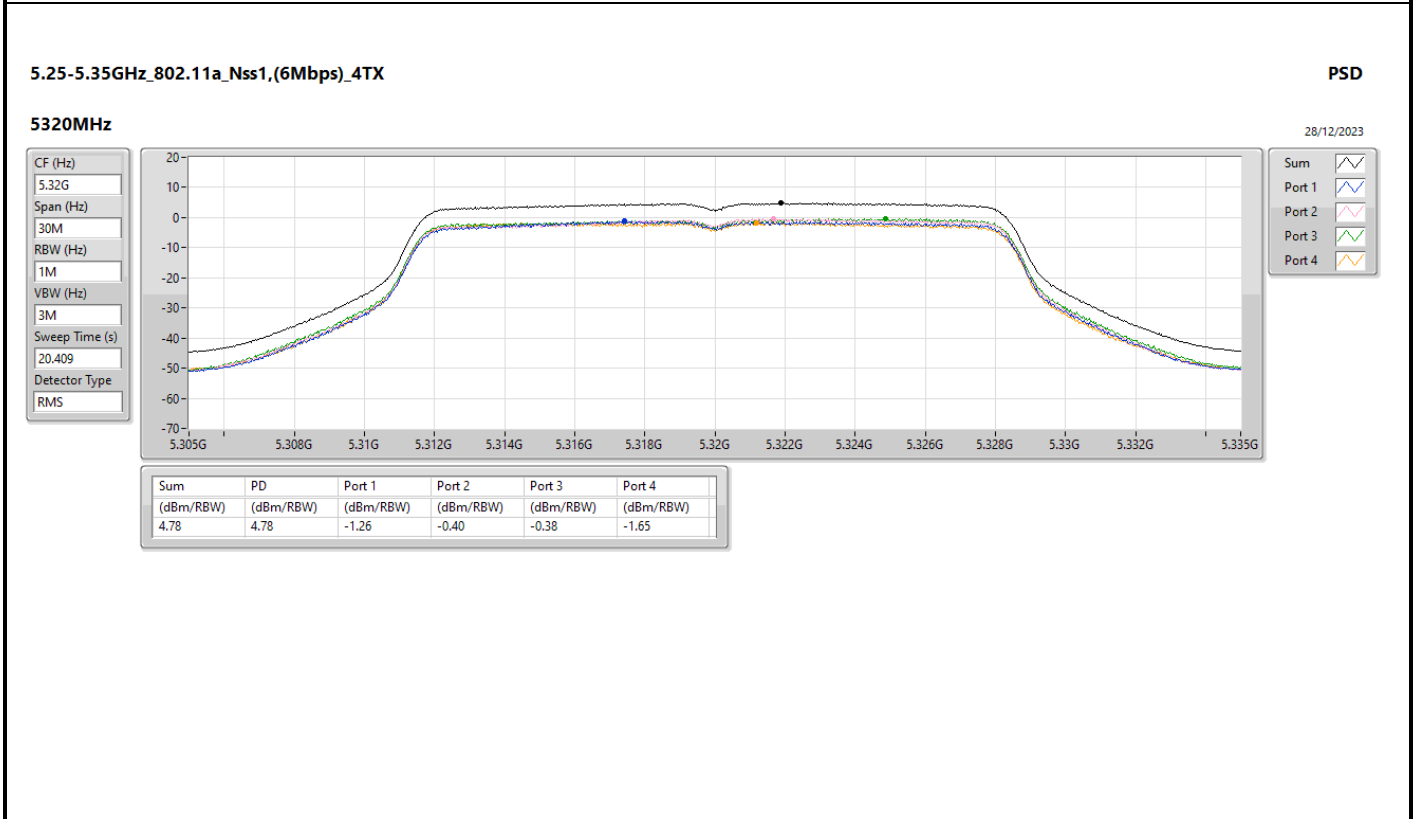
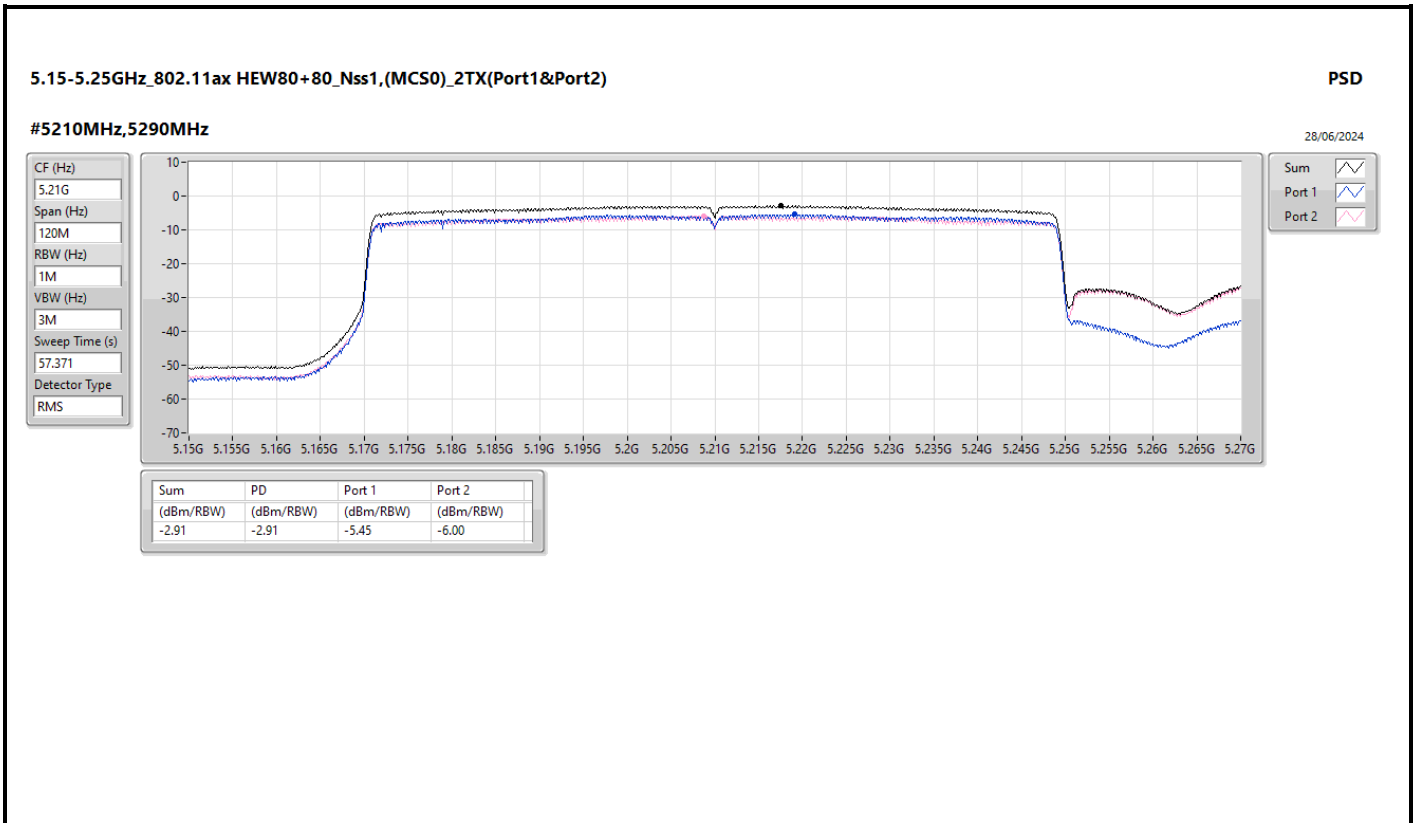
RBW = 500kHz for 5.725-5.85GHz band / 1MHz for other band;

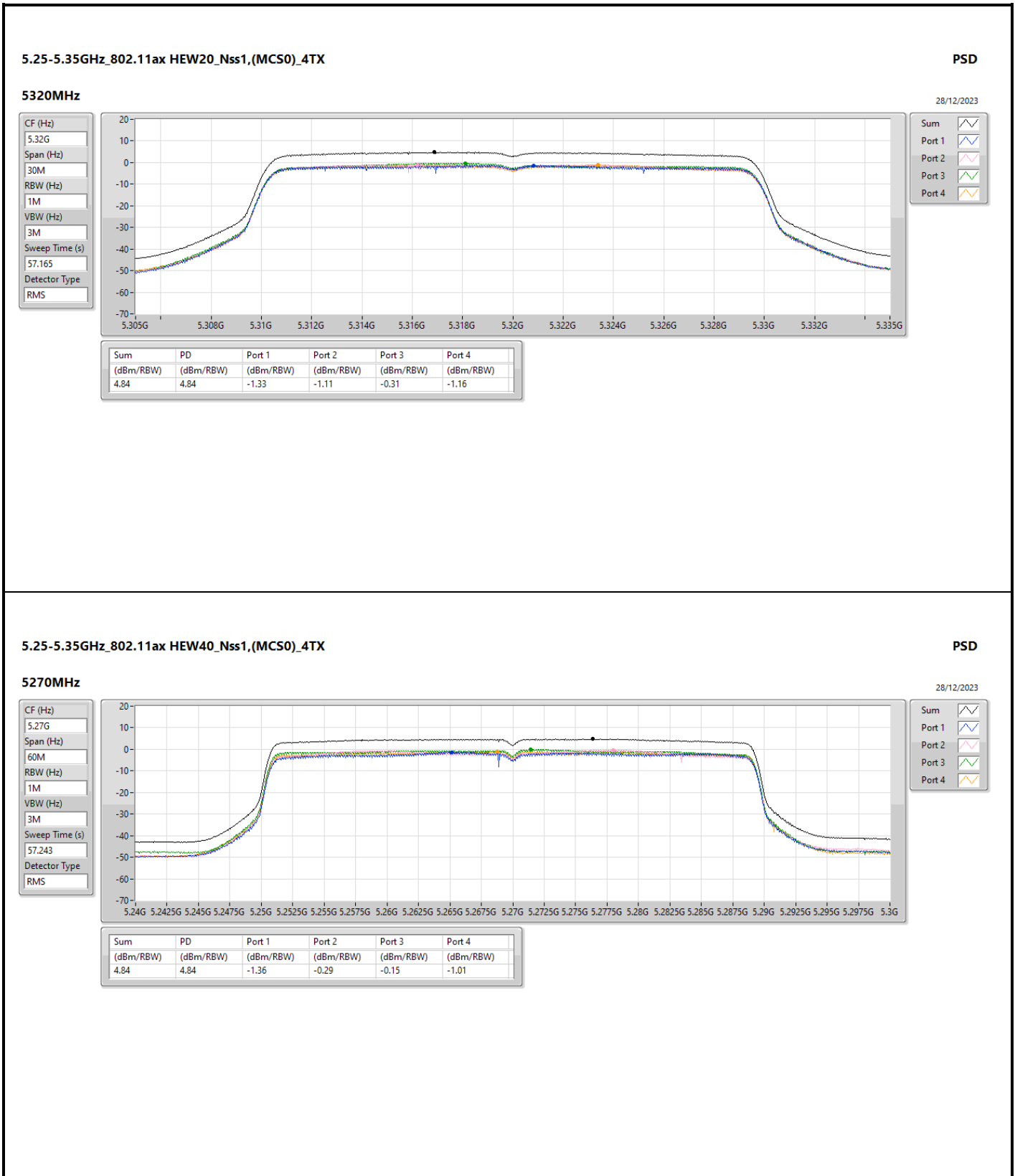


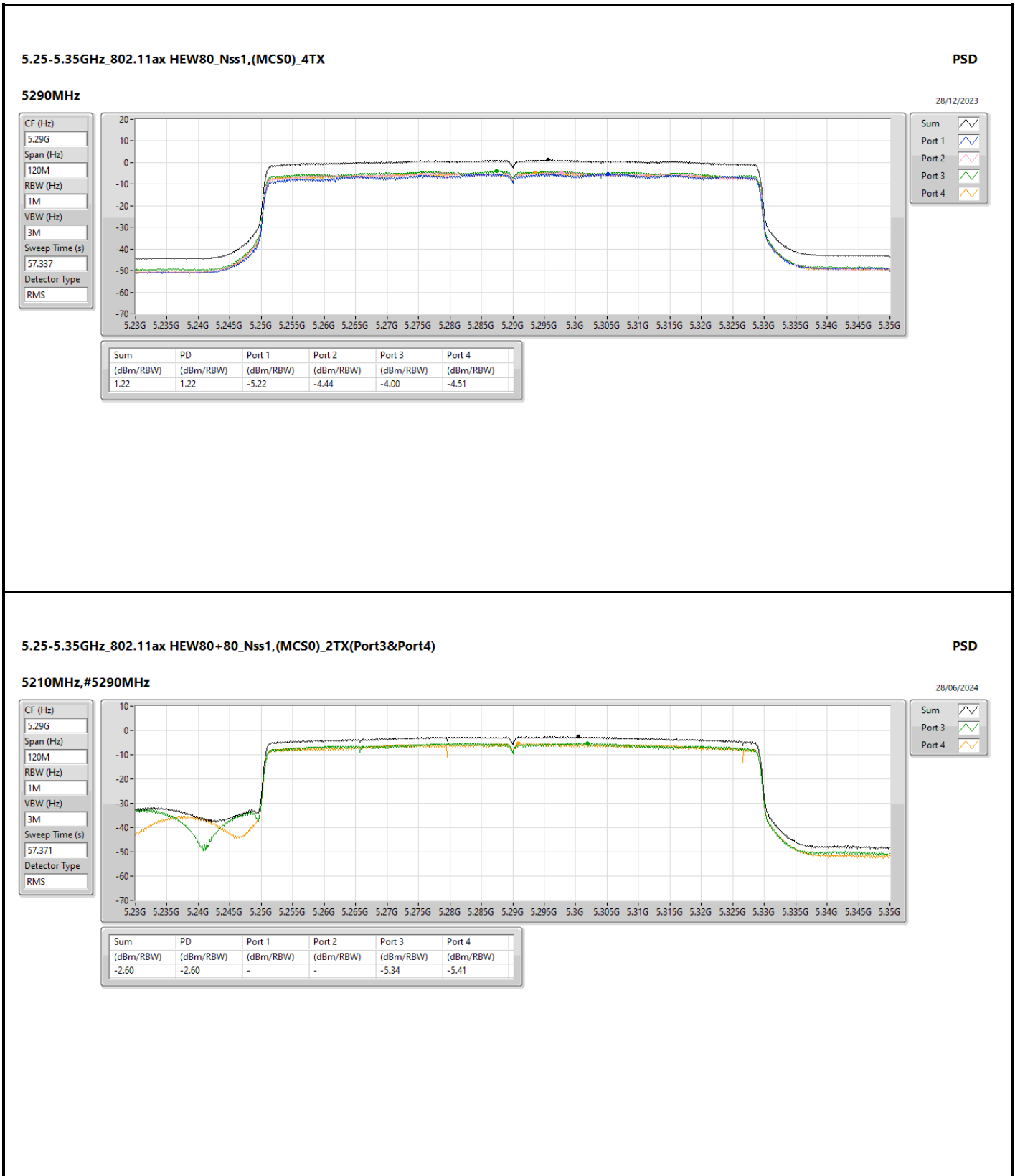
Result

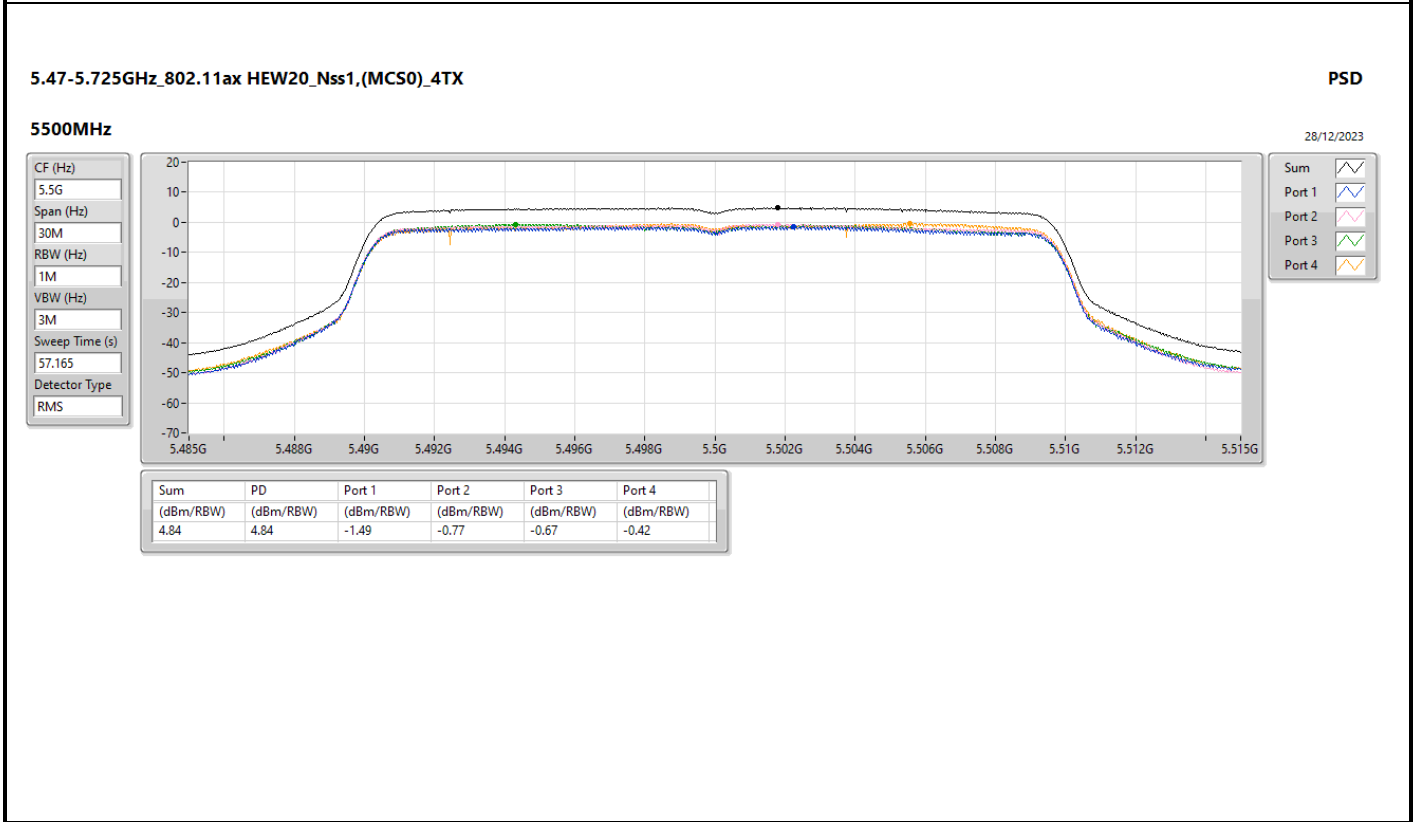
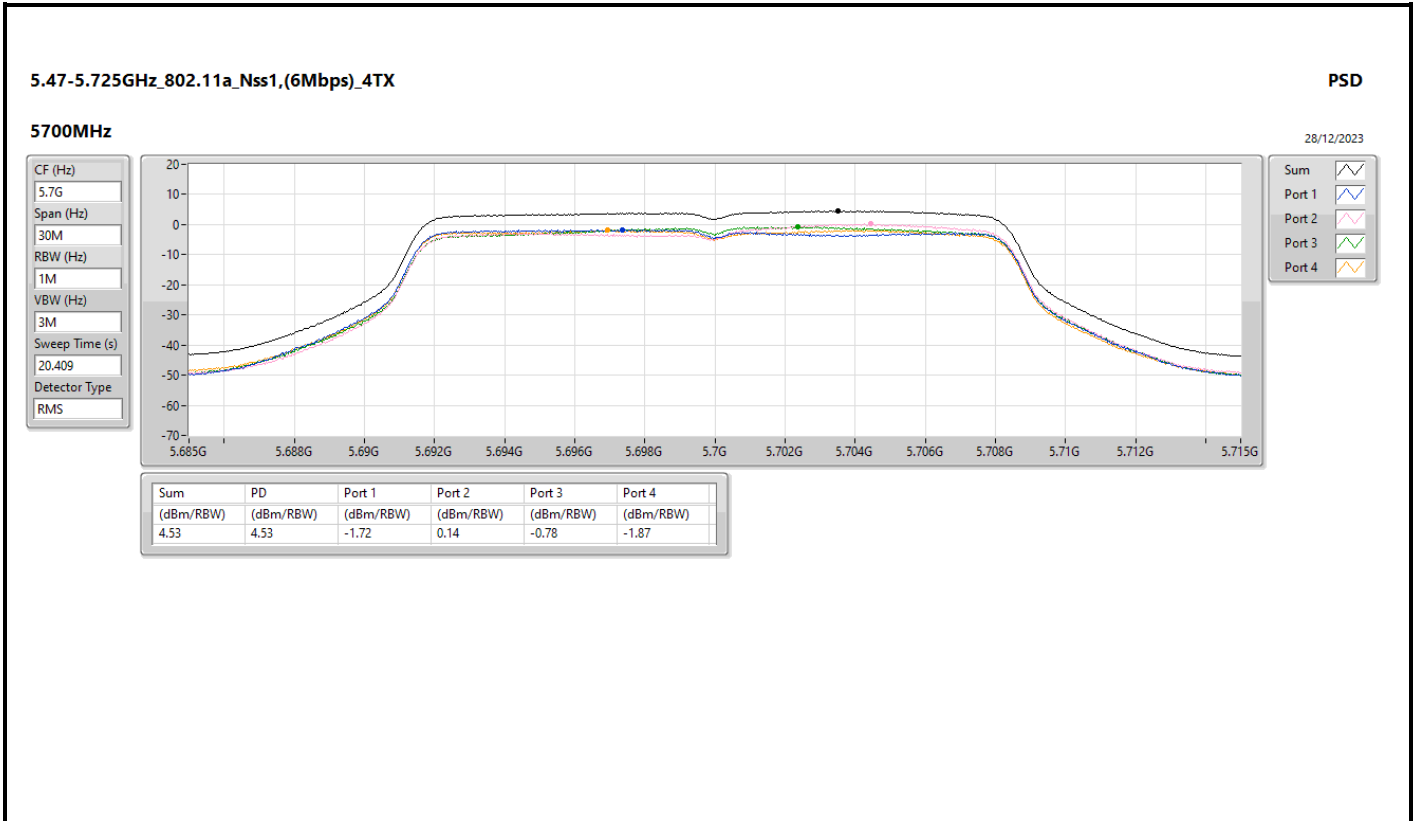
Mode	Result	DG (dBi)	Port 1 (dBm/RBW)	Port 2 (dBm/RBW)	Port 3 (dBm/RBW)	Port 4 (dBm/RBW)	PD (dBm/RBW)	PD Limit (dBm/RBW)	EIRP PD (dBm/RBW)	EIRP PD Limit (dBm/RBW)
802.11a_Nss1,(6Mbps)_4TX	-	-	-	-	-	-	-	-	-	-
5260MHz	Pass	12.13	-1.45	-0.60	-0.90	-1.14	4.65	4.87	16.78	17.00
5300MHz	Pass	12.13	-1.29	-0.77	-0.57	-0.96	4.69	4.87	16.82	17.00
5320MHz	Pass	12.13	-1.26	-0.40	-0.38	-1.65	4.78	4.87	16.91	17.00
5500MHz	Pass	12.13	-2.04	-1.42	-0.88	-0.59	4.46	4.87	16.59	17.00
5580MHz	Pass	12.13	-2.16	-0.60	-0.75	-1.02	4.48	4.87	16.61	17.00
5700MHz	Pass	12.13	-1.72	0.14	-0.78	-1.87	4.53	4.87	16.66	17.00
5720MHz Straddle 5.47-5.725GHz	Pass	12.13	-0.96	-0.71	-0.78	-1.76	4.47	4.87	16.60	17.00
5720MHz Straddle 5.725-5.85GHz	Pass	12.13	-4.94	-2.51	-4.78	-4.23	1.83	23.87	13.96	36.00
802.11ax HEW20_Nss1,(MCS0)_4TX	-	-	-	-	-	-	-	-	-	-
5260MHz	Pass	12.13	-1.25	-0.68	-0.66	-1.04	4.81	4.87	16.94	17.00
5300MHz	Pass	12.13	-1.82	-1.01	-0.47	-1.53	4.43	4.87	16.56	17.00
5320MHz	Pass	12.13	-1.33	-1.11	-0.31	-1.16	4.84	4.87	16.97	17.00
5500MHz	Pass	12.13	-1.49	-0.77	-0.67	-0.42	4.84	4.87	16.97	17.00
5580MHz	Pass	12.13	-2.30	-0.34	-0.11	-1.00	4.84	4.87	16.97	17.00
5700MHz	Pass	12.13	-1.81	-0.29	-1.27	-1.60	4.45	4.87	16.58	17.00
5720MHz Straddle 5.47-5.725GHz	Pass	12.13	-1.16	0.12	-0.54	-0.80	4.84	4.87	16.97	17.00
5720MHz Straddle 5.725-5.85GHz	Pass	12.13	-2.79	-1.54	-2.34	-3.22	3.38	23.87	15.51	36.00
802.11ax HEW40_Nss1,(MCS0)_4TX	-	-	-	-	-	-	-	-	-	-
5270MHz	Pass	12.13	-1.36	-0.29	-0.15	-1.01	4.84	4.87	16.97	17.00
5310MHz	Pass	12.13	-1.67	-0.56	-0.33	-1.62	4.51	4.87	16.64	17.00
5510MHz	Pass	12.13	-1.92	-1.11	-0.79	-0.54	4.54	4.87	16.67	17.00
5550MHz	Pass	12.13	-1.88	-0.62	-0.28	-0.74	4.73	4.87	16.86	17.00
5670MHz	Pass	12.13	-1.40	-0.22	-0.95	-1.51	4.79	4.87	16.92	17.00
5710MHz Straddle 5.47-5.725GHz	Pass	12.13	-1.52	0.05	-0.99	-1.46	4.74	4.87	16.87	17.00
5710MHz Straddle 5.725-5.85GHz	Pass	12.13	-5.21	-2.92	-3.90	-5.37	1.57	23.87	13.70	36.00
802.11ax HEW80_Nss1,(MCS0)_4TX	-	-	-	-	-	-	-	-	-	-
5290MHz	Pass	12.13	-5.22	-4.44	-4.00	-4.51	1.22	4.87	13.35	17.00
5530MHz	Pass	12.13	-4.53	-3.51	-3.00	-3.30	1.97	4.87	14.10	17.00
5610MHz	Pass	12.13	-1.65	-0.30	-1.26	-1.49	4.53	4.87	16.66	17.00
5690MHz Straddle 5.47-5.725GHz	Pass	12.13	-1.79	-0.15	-0.99	-1.79	4.50	4.87	16.63	17.00
5690MHz Straddle 5.725-5.85GHz	Pass	12.13	-6.53	-3.73	-4.88	-7.55	0.35	23.87	12.48	36.00
802.11ax HEW80+80_Nss1,(MCS0)_2TX(Port1&Port2)	-	-	-	-	-	-	-	-	-	-
#5210MHz,5290MHz	Pass	8.96	-5.45	-6.00			-2.91	14.04	6.05	23.00
802.11ax HEW80+80_Nss1,(MCS0)_2TX(Port3&Port4)	-	-	-	-	-	-	-	-	-	-
5210MHz,#5290MHz	Pass	9.28	-	-	-5.34	-5.41	-2.60	7.72	6.68	17.00
802.11ax HEW80+80_Nss1,(MCS0)_4TX	-	-	-	-	-	-	-	-	-	-
#5530MHz,#5610MHz	Pass	12.13	-5.35	-5.06	-4.41	-5.19	-2.08	4.87	10.05	17.00

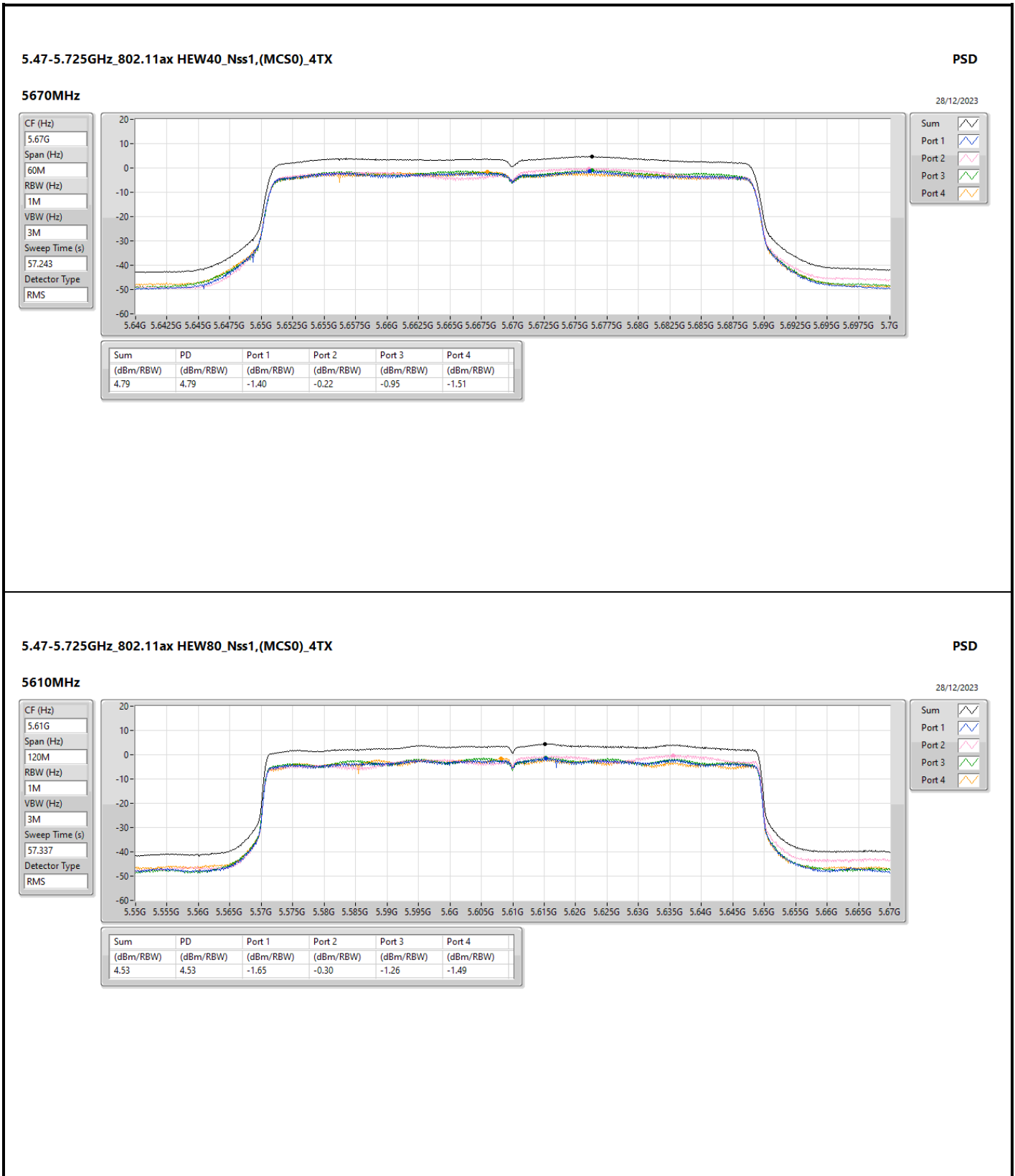
DG = Directional Gain; RBW = 500kHz for 5.725-5.85GHz band / 1MHz for other band;
 PD = trace bin-by-bin of each transmits port summing can be performed maximum power density; Port X = Port X Power Density;

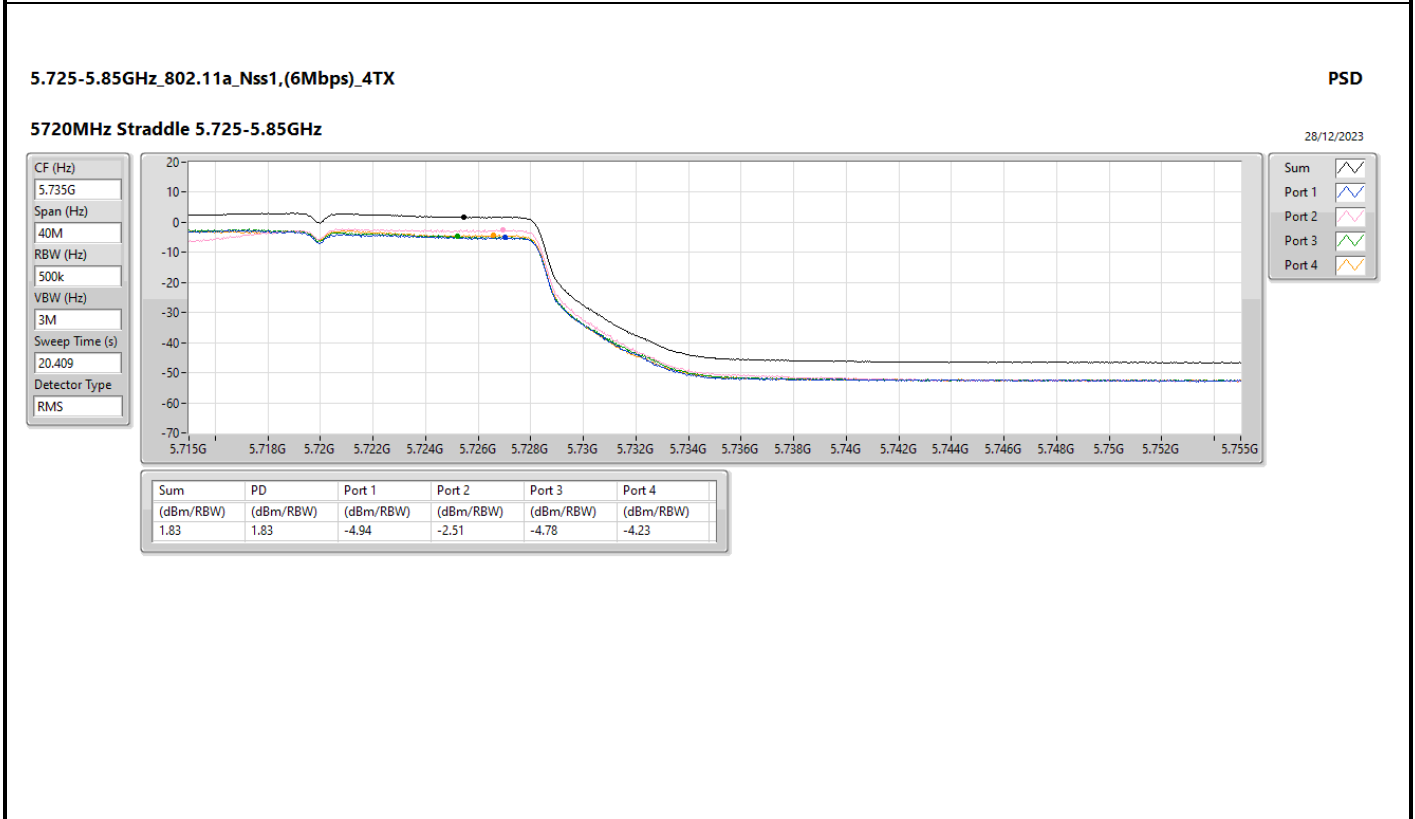
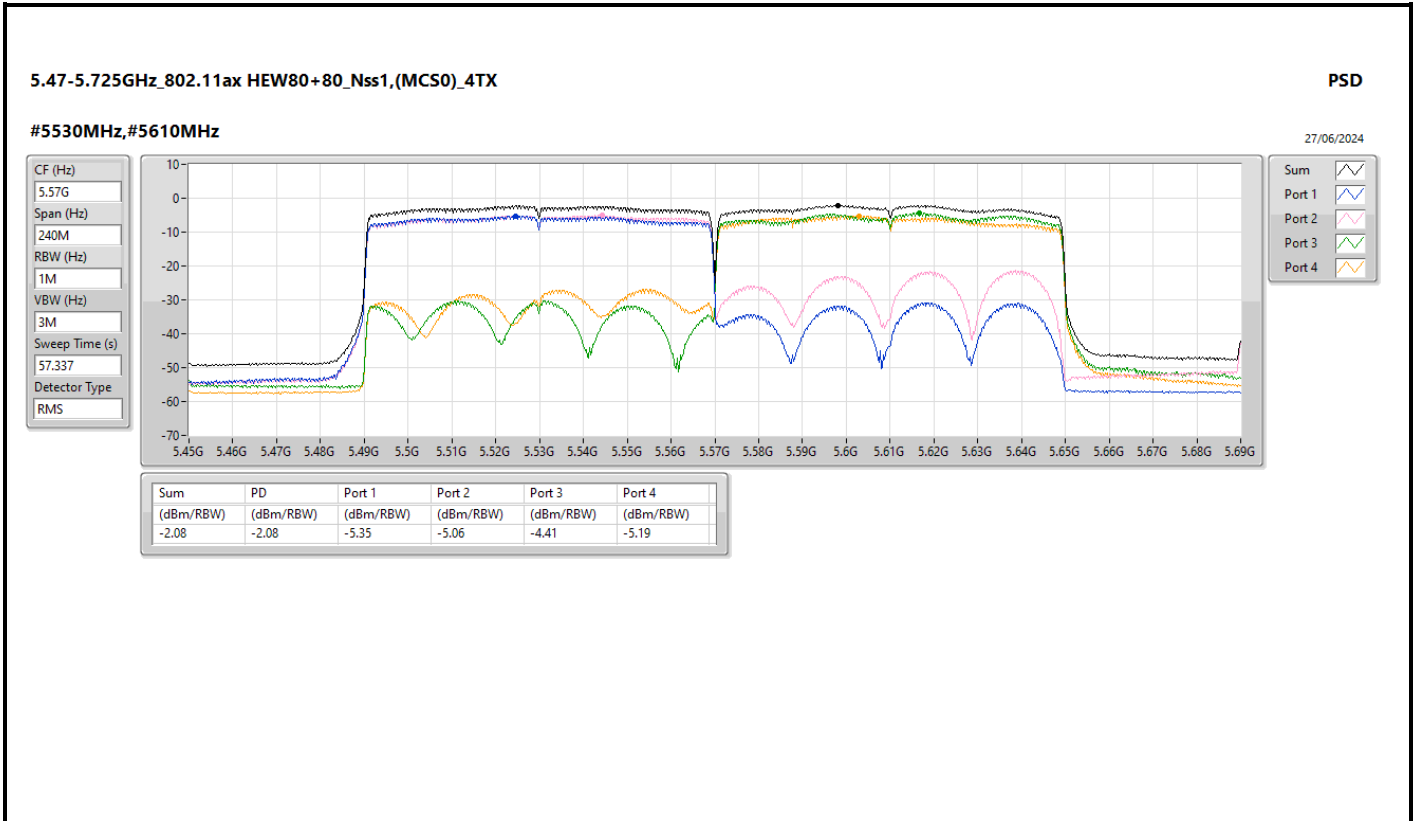


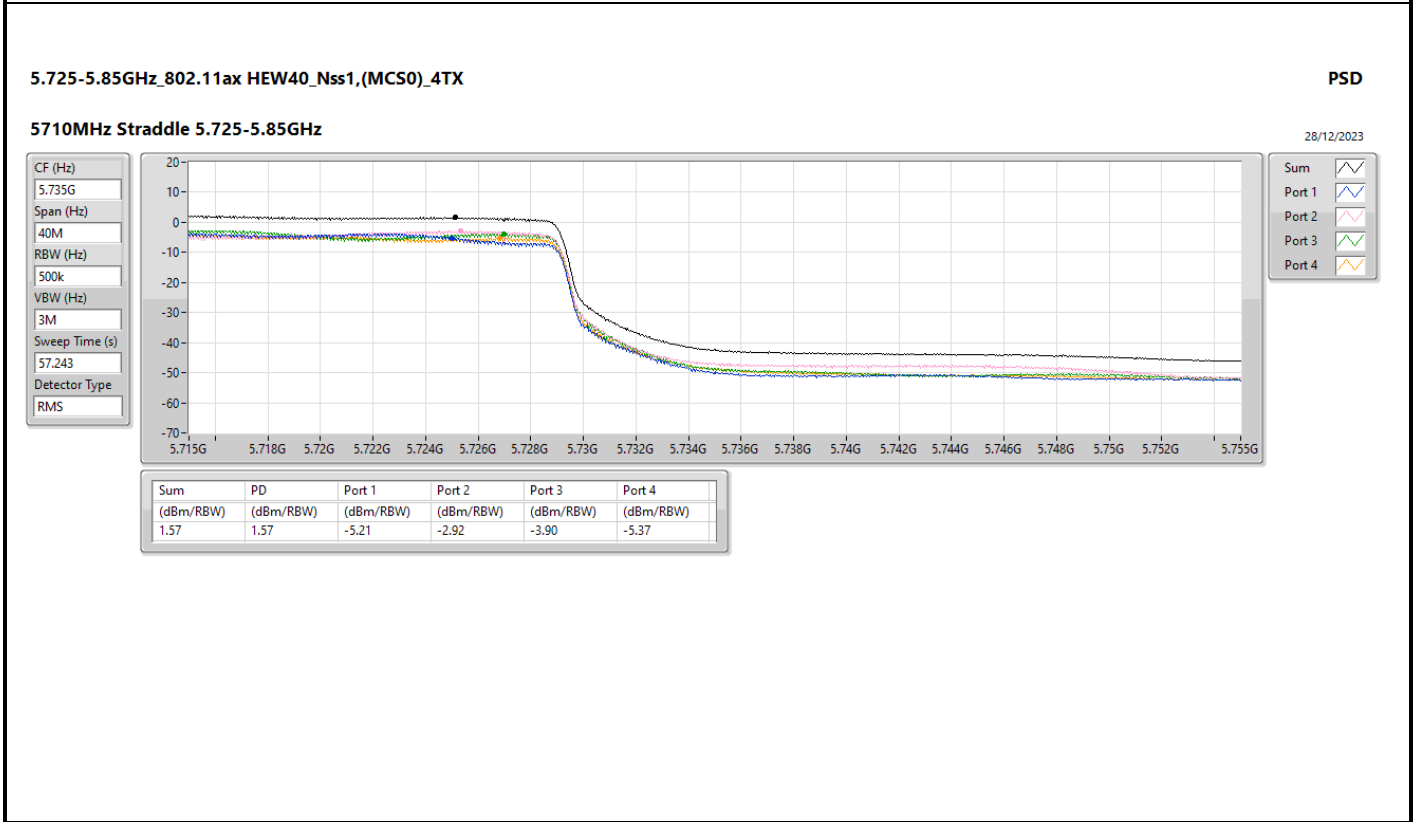
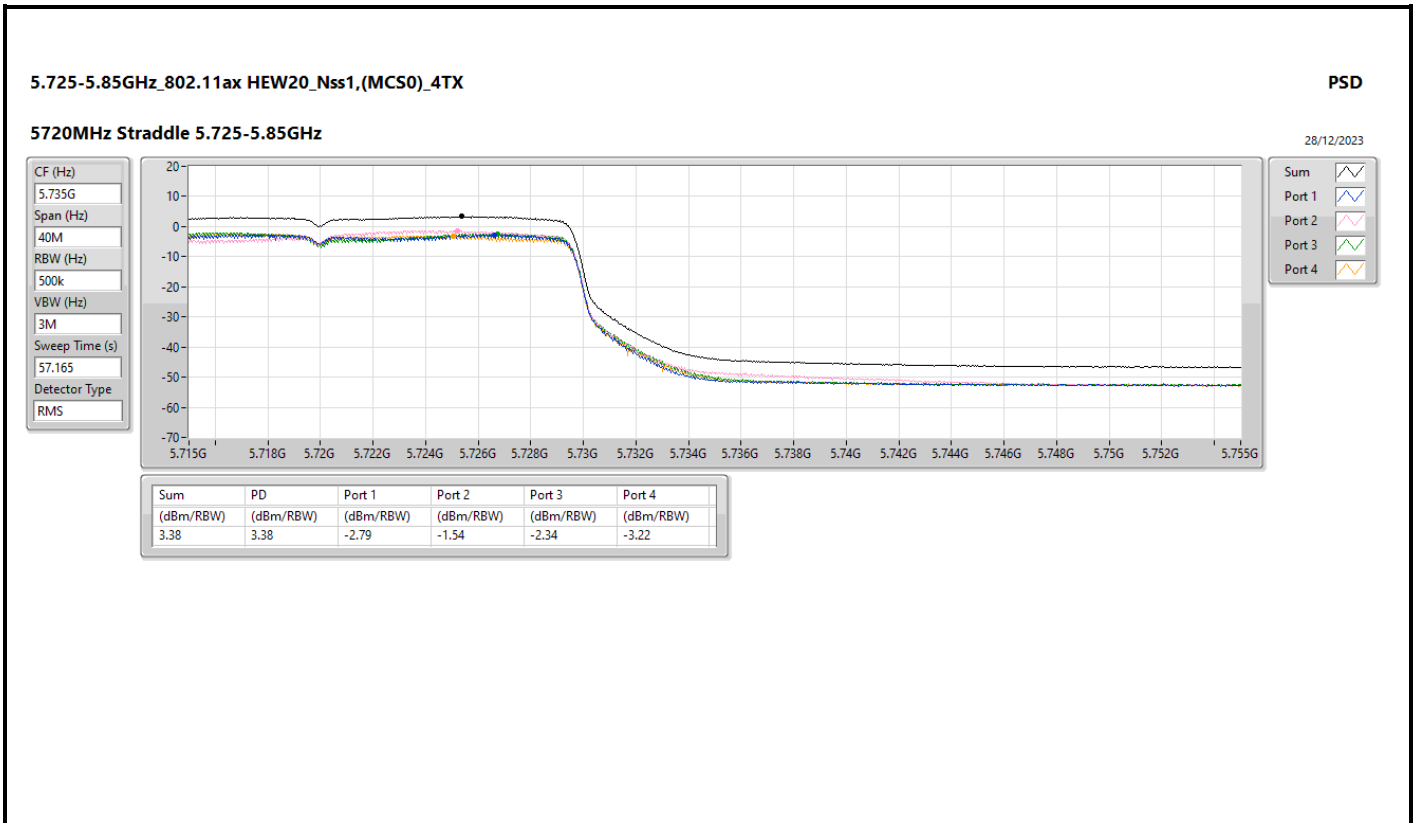


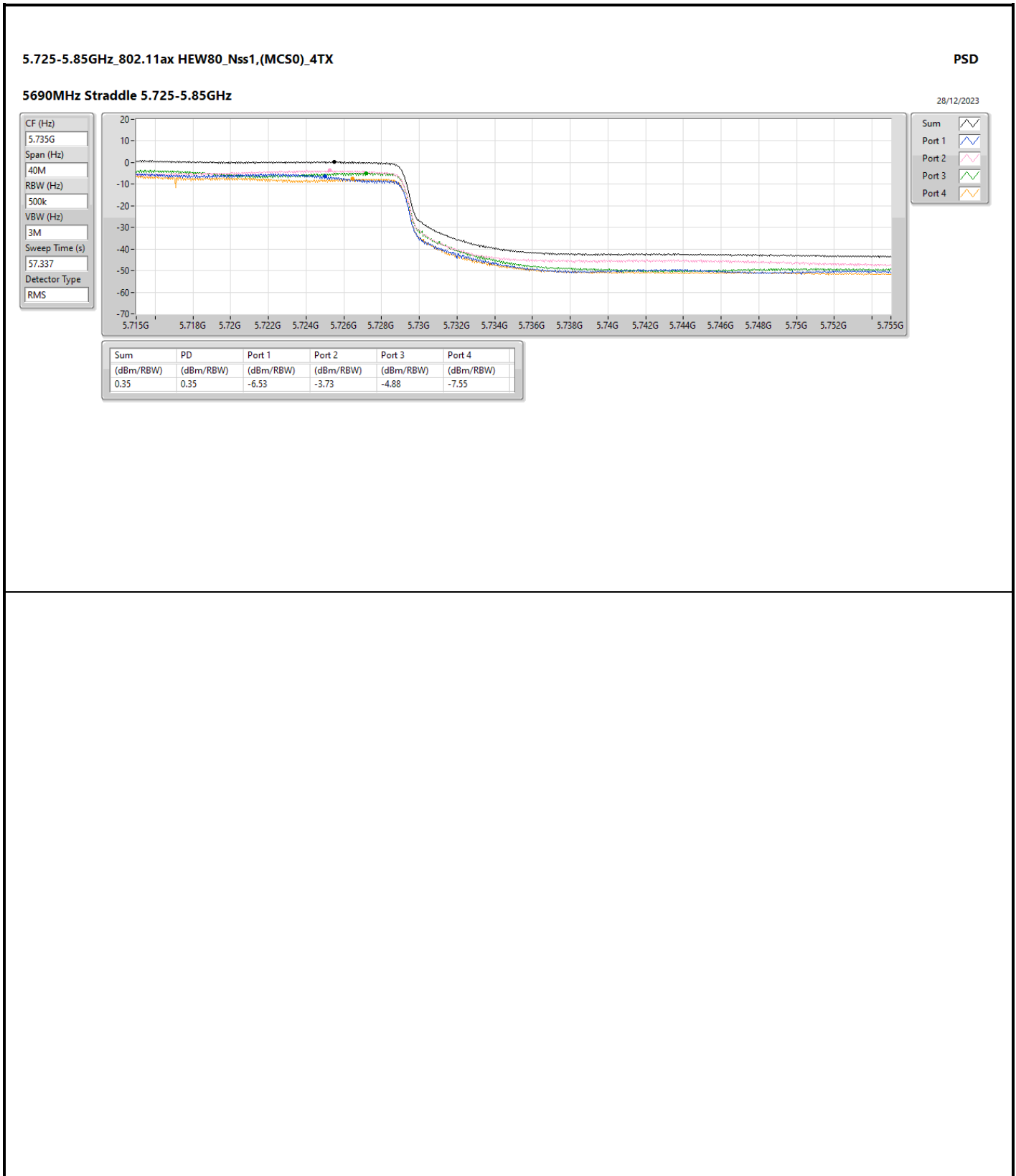














Summary

Mode	PD (dBm/RBW)	EIRP PD (dBm/RBW)
5.15-5.25GHz	-	-
802.11ax HEW80+80_Nss1,(MCS0)_2TX(Port1&Port2)	-1.24	7.72
5.25-5.35GHz	-	-
802.11a_Nss1,(6Mbps)_4TX	4.62	16.75
802.11ax HEW20_Nss1,(MCS0)_4TX	4.76	16.89
802.11ax HEW40_Nss1,(MCS0)_4TX	4.84	16.97
802.11ax HEW80_Nss1,(MCS0)_4TX	2.09	14.22
802.11ax HEW80+80_Nss1,(MCS0)_2TX(Port3&Port4)	-1.65	7.63

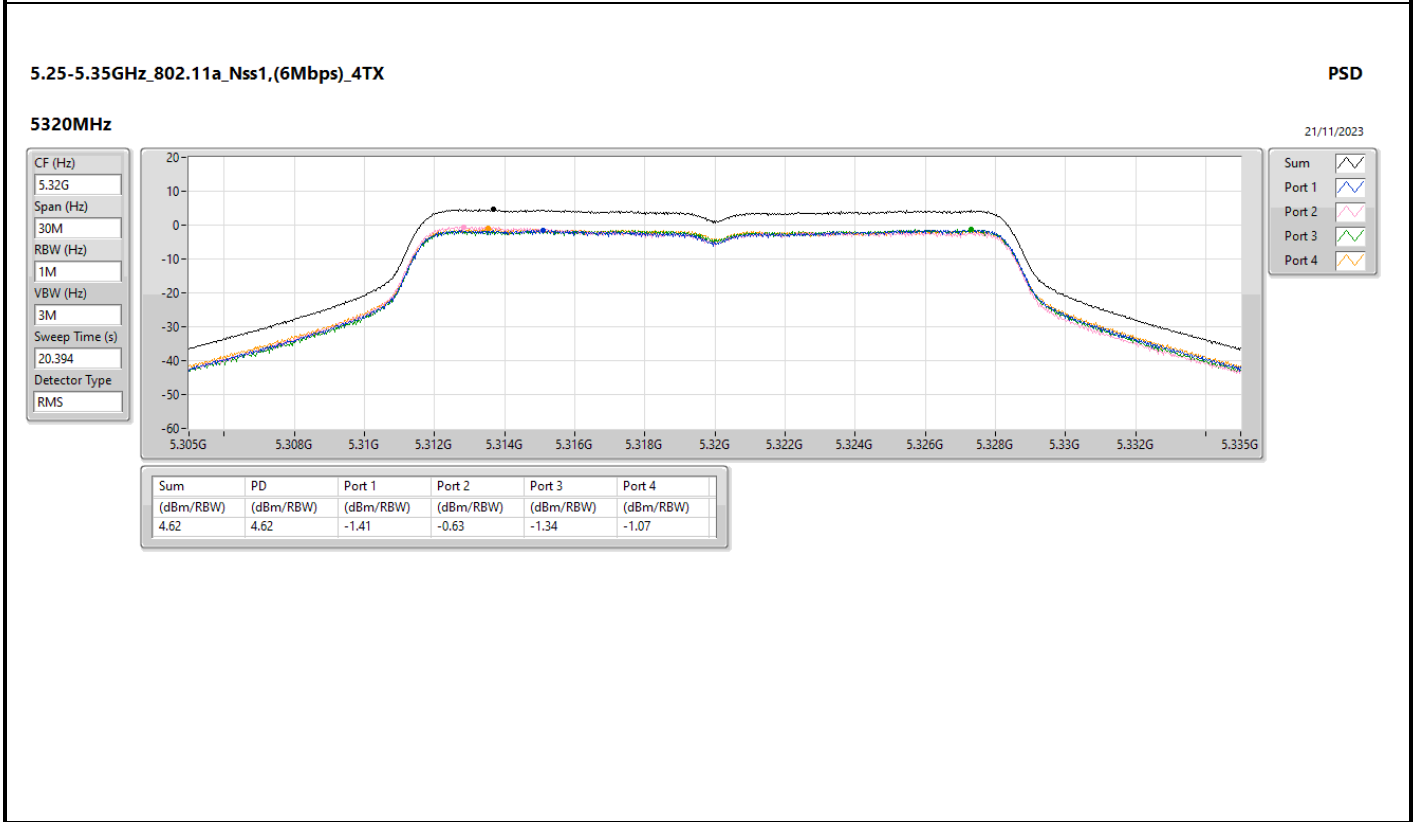
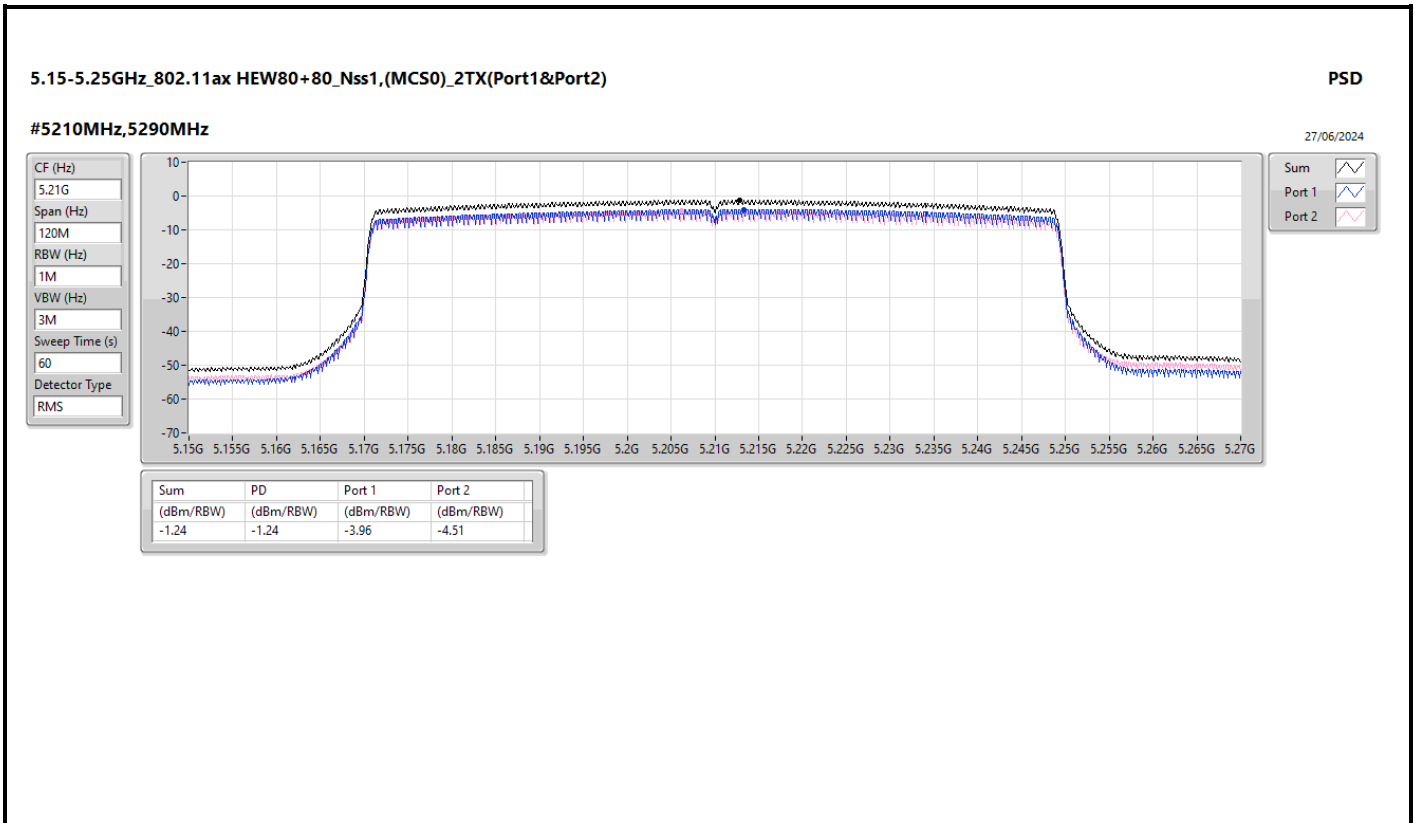
RBW = 500kHz for 5.725-5.85GHz band / 1MHz for other band;

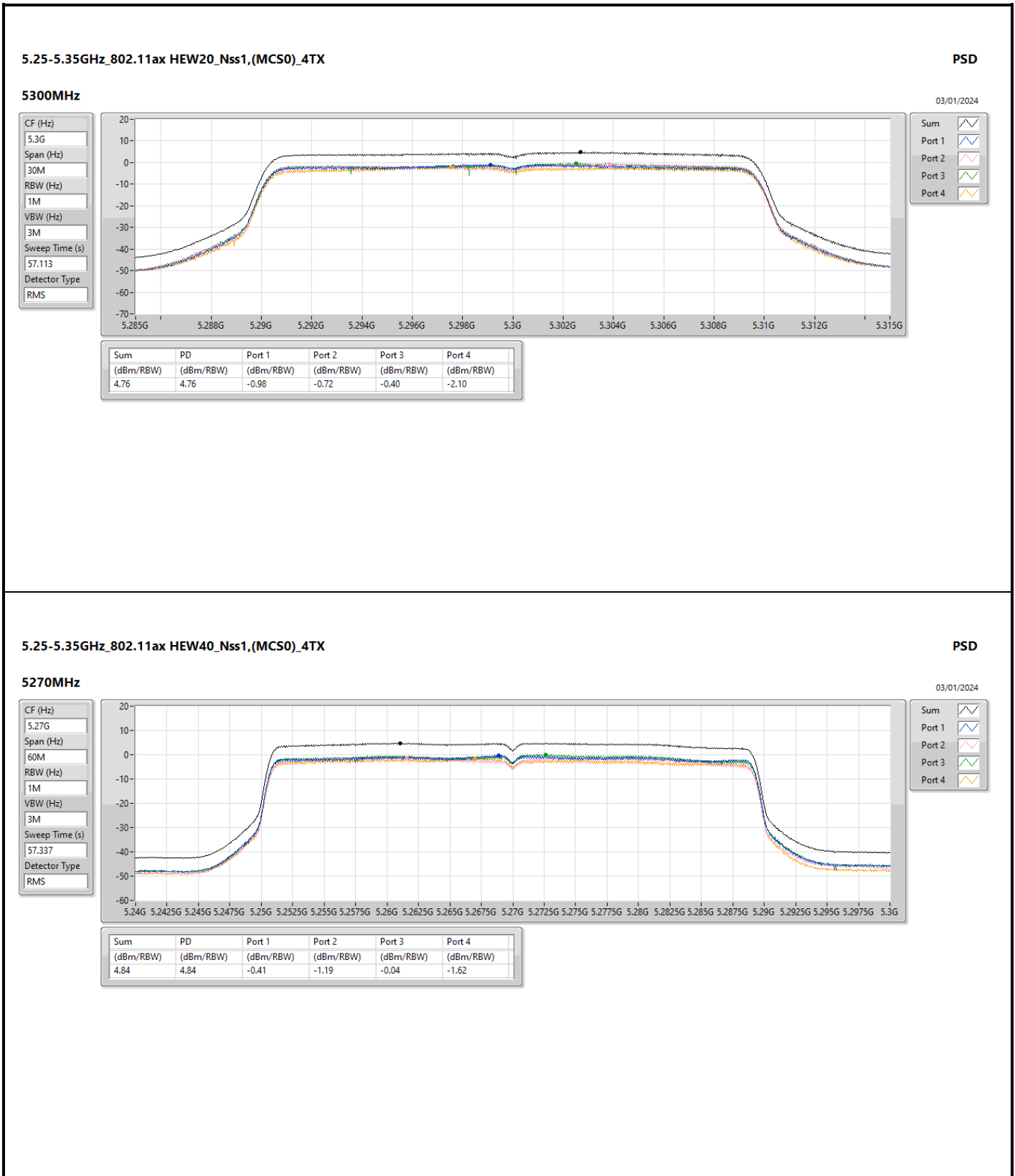


Result

Mode	Result	DG (dBi)	Port 1 (dBm/RBW)	Port 2 (dBm/RBW)	Port 3 (dBm/RBW)	Port 4 (dBm/RBW)	PD (dBm/RBW)	PD Limit (dBm/RBW)	EIRP PD (dBm/RBW)	EIRP PD Limit (dBm/RBW)
802.11a_Nss1,(6Mbps)_4TX	-	-	-	-	-	-	-	-	-	-
5260MHz	Pass	12.13	-0.63	-1.31	-0.78	-1.64	4.46	4.87	16.59	17.00
5300MHz	Pass	12.13	-1.09	-0.94	-1.20	-2.32	4.39	4.87	16.52	17.00
5320MHz	Pass	12.13	-1.41	-0.63	-1.34	-1.07	4.62	4.87	16.75	17.00
802.11ax HEW20_Nss1,(MCS0)_4TX	-	-	-	-	-	-	-	-	-	-
5260MHz	Pass	12.13	-0.62	-1.38	-0.80	-1.44	4.71	4.87	16.84	17.00
5300MHz	Pass	12.13	-0.98	-0.72	-0.40	-2.10	4.76	4.87	16.89	17.00
5320MHz	Pass	12.13	-0.65	-1.04	-0.98	-1.92	4.51	4.87	16.64	17.00
802.11ax HEW40_Nss1,(MCS0)_4TX	-	-	-	-	-	-	-	-	-	-
5270MHz	Pass	12.13	-0.41	-1.19	-0.04	-1.62	4.84	4.87	16.97	17.00
5310MHz	Pass	12.13	-1.17	-1.31	-0.89	-1.18	4.53	4.87	16.66	17.00
802.11ax HEW80_Nss1,(MCS0)_4TX	-	-	-	-	-	-	-	-	-	-
5290MHz	Pass	12.13	-3.67	-3.64	-3.45	-3.66	2.09	4.87	14.22	17.00
802.11ax HEW80+80_Nss1,(MCS0)_2TX(Port1&Port2)	-	-	-	-	-	-	-	-	-	-
#5210MHz,5290MHz	Pass	8.96	-3.96	-4.51			-1.24	14.04	7.72	23.00
802.11ax HEW80+80_Nss1,(MCS0)_2TX(Port3&Port4)	-	-	-	-	-	-	-	-	-	-
5210MHz,#5290MHz	Pass	9.28	-	-	-4.52	-4.71	-1.65	7.72	7.63	17.00

DG = Directional Gain; RBW = 500kHz for 5.725-5.85GHz band / 1MHz for other band;
 PD = trace bin-by-bin of each transmits port summing can be performed maximum power density; Port X = Port X Power Density;





5.25-5.35GHz_802.11ax HEW40_Nss1,(MCS0)_4TX

PSD

5270MHz

03/01/2024

CF (Hz)
5.27G

Span (Hz)
60M

RBW (Hz)
1M

VBW (Hz)
3M

Sweep Time (s)
57.337

Detector Type
RMS



Sum 

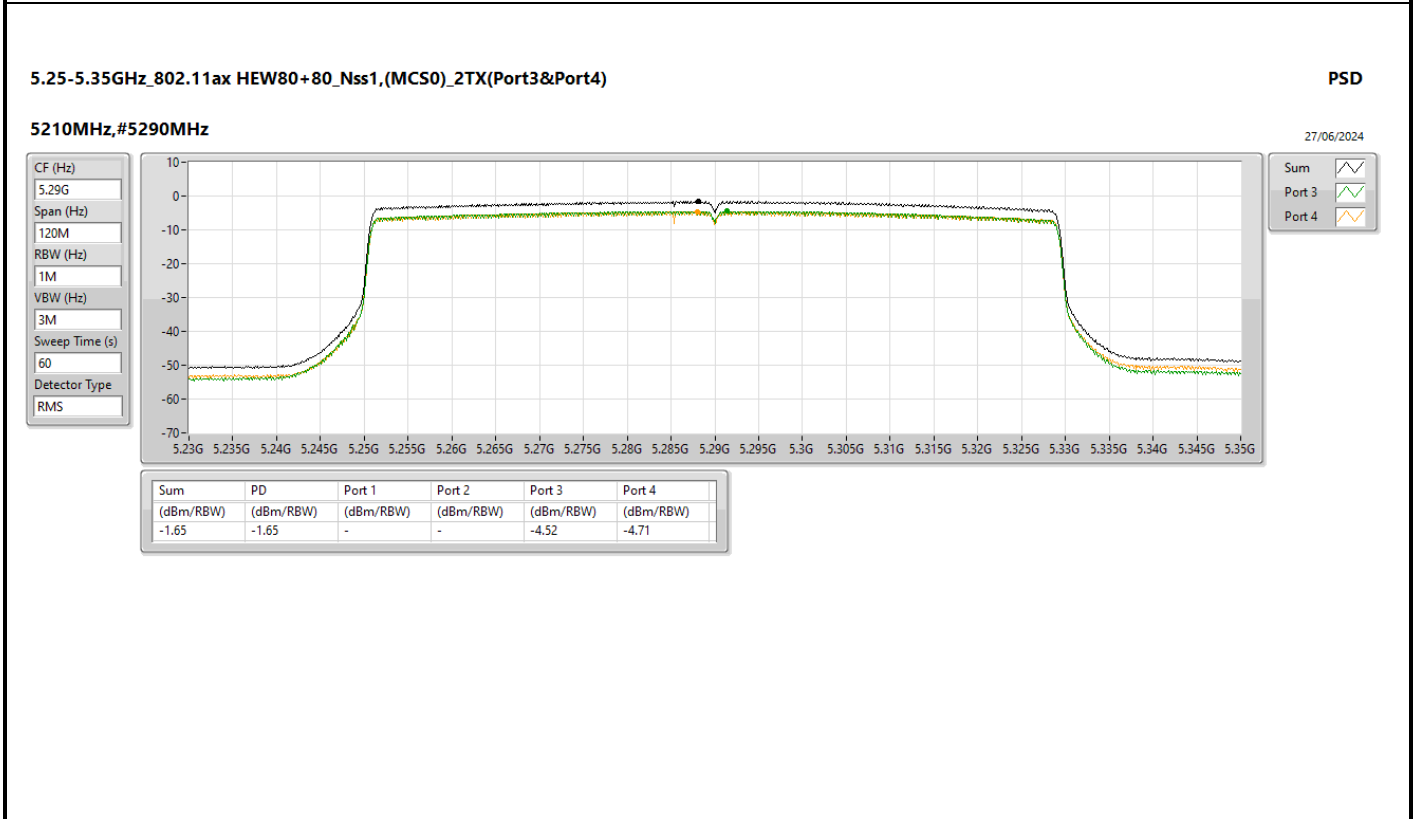
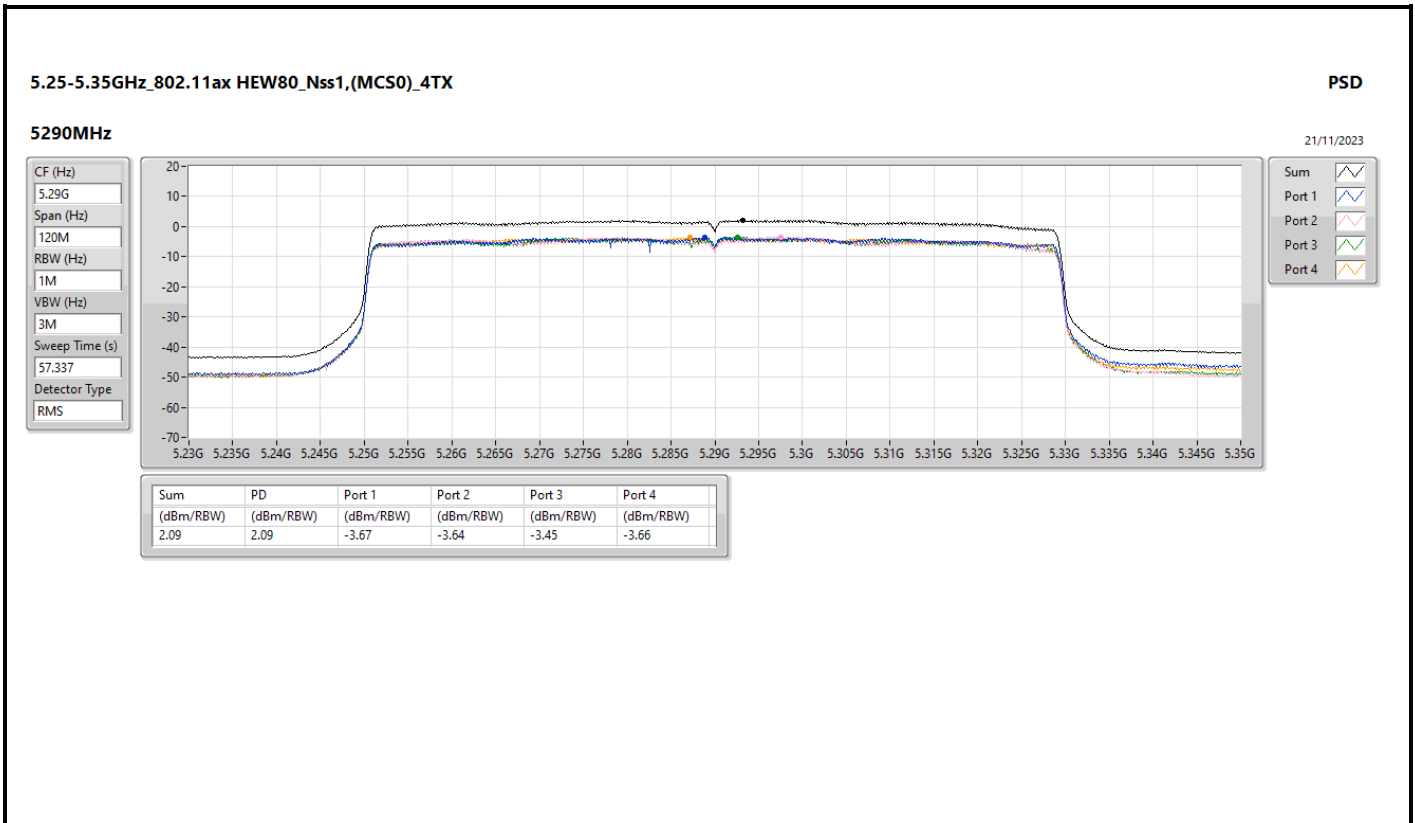
Port 1 

Port 2 

Port 3 

Port 4 

Sum	PD	Port 1	Port 2	Port 3	Port 4
(dBm/RBW)	(dBm/RBW)	(dBm/RBW)	(dBm/RBW)	(dBm/RBW)	(dBm/RBW)
4.84	4.84	-0.41	-1.19	-0.04	-1.62





Summary

Mode	PD (dBm/RBW)	EIRP PD (dBm/RBW)
5.47-5.725GHz	-	-
802.11a_Nss1,(6Mbps)_4TX	5.26	16.91
802.11ax HEW20_Nss1,(MCS0)_4TX	4.92	16.57
802.11ax HEW40_Nss1,(MCS0)_4TX	5.33	16.98
802.11ax HEW80_Nss1,(MCS0)_4TX	4.68	16.33
802.11ax HEW160_Nss1,(MCS0)_4TX	0.31	11.96
5.725-5.85GHz	-	-
802.11a_Nss1,(6Mbps)_4TX	3.33	14.98
802.11ax HEW20_Nss1,(MCS0)_4TX	2.35	14.00
802.11ax HEW40_Nss1,(MCS0)_4TX	1.59	13.24
802.11ax HEW80_Nss1,(MCS0)_4TX	0.28	11.93

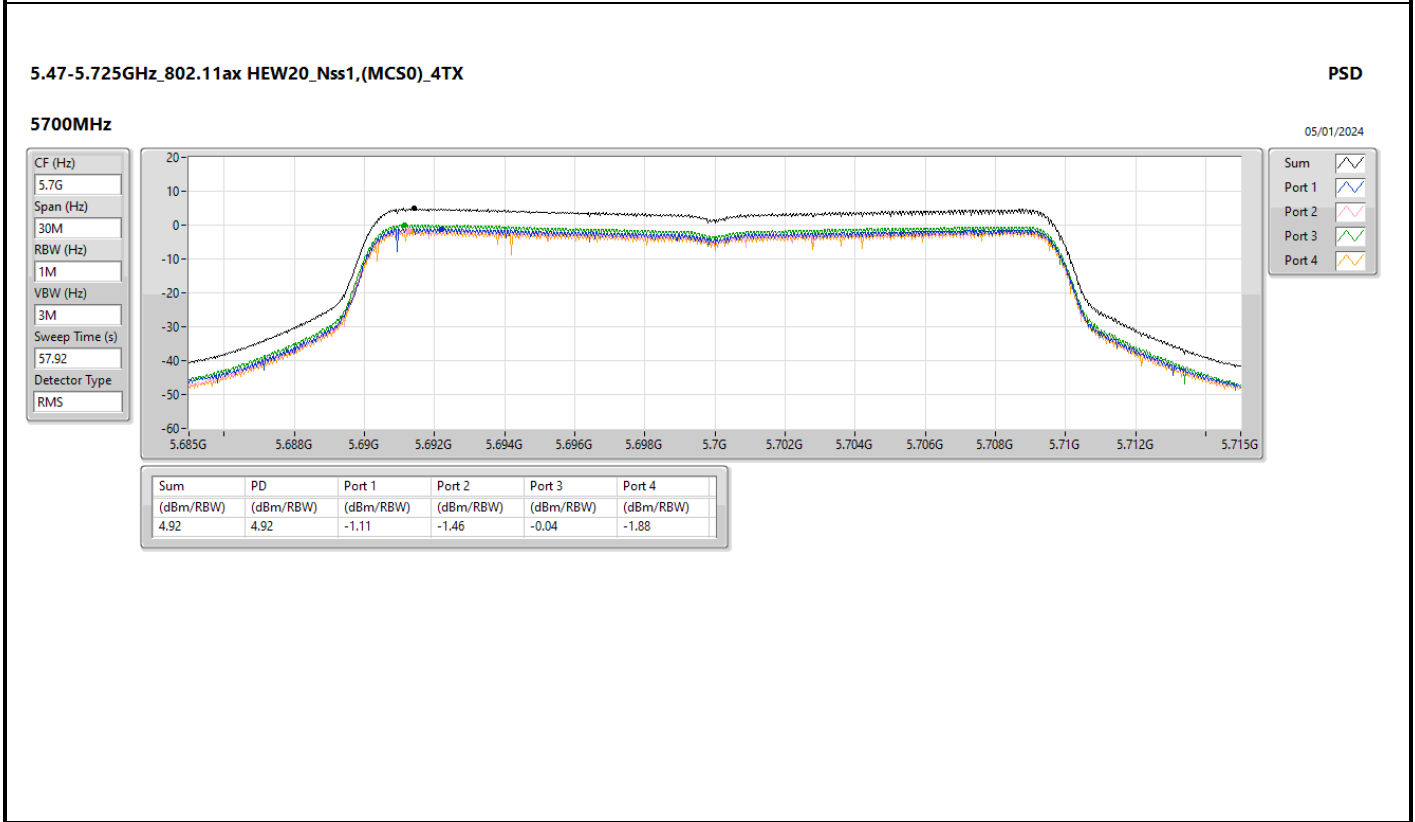
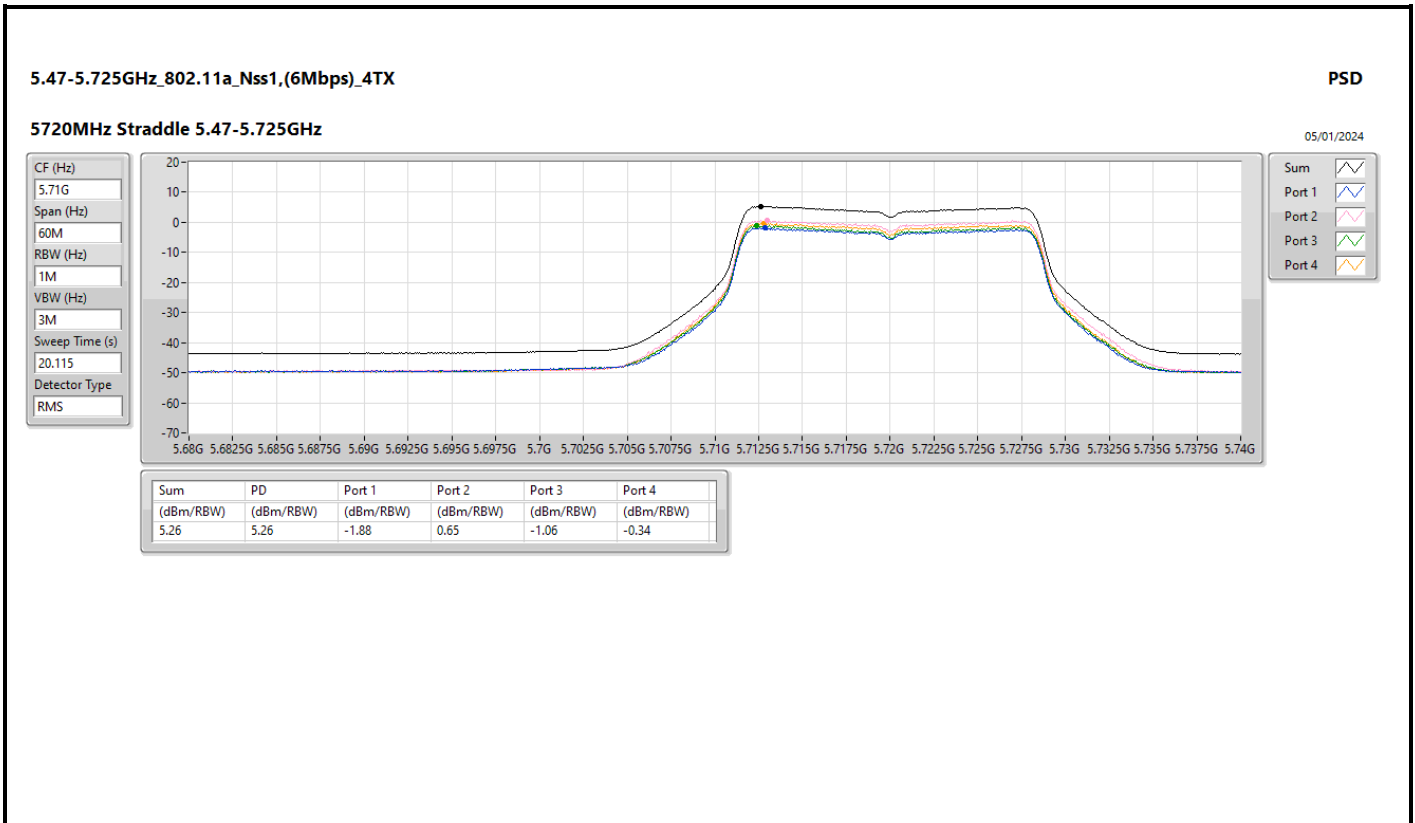
RBW = 500kHz for 5.725-5.85GHz band / 1MHz for other band;

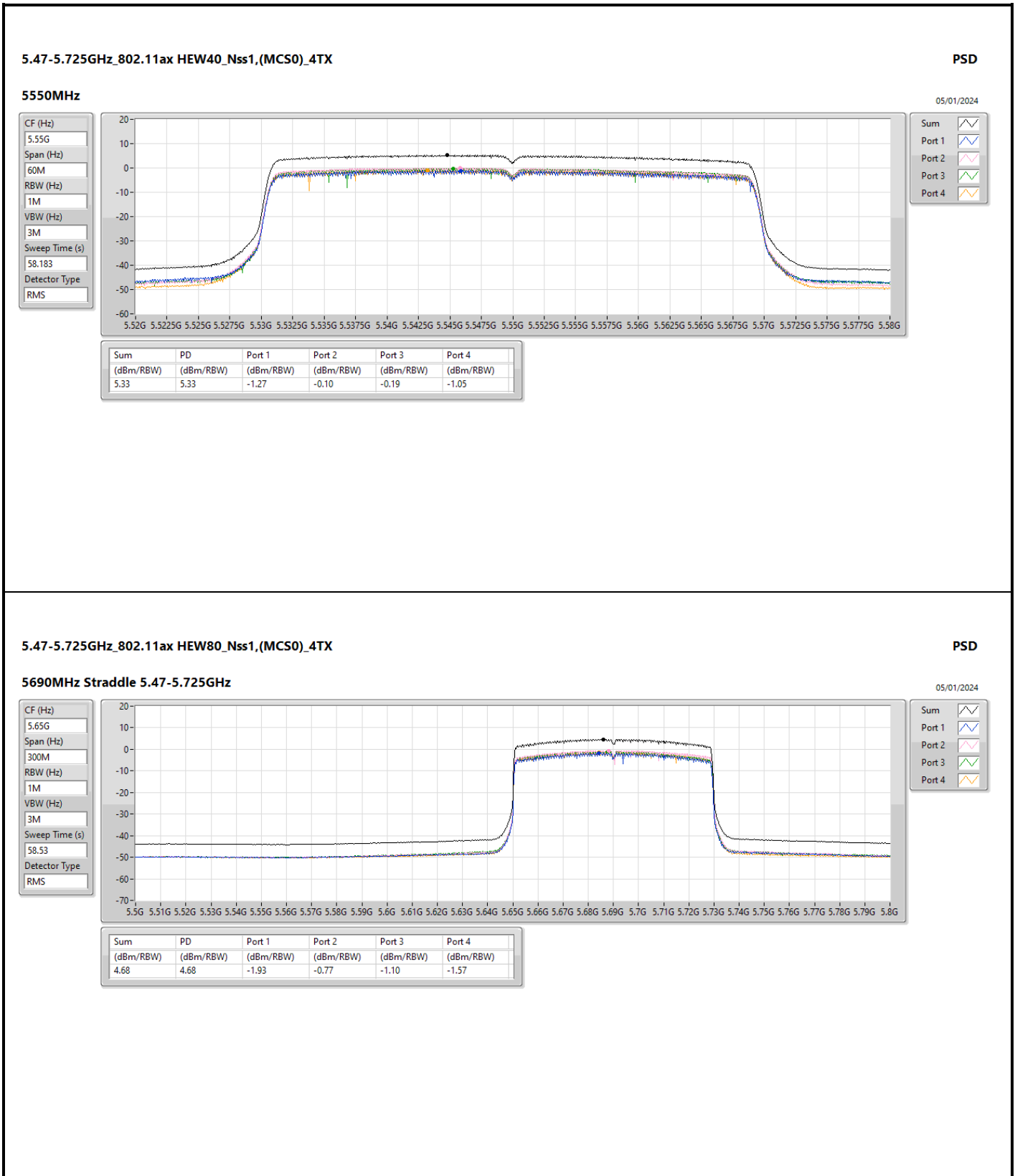


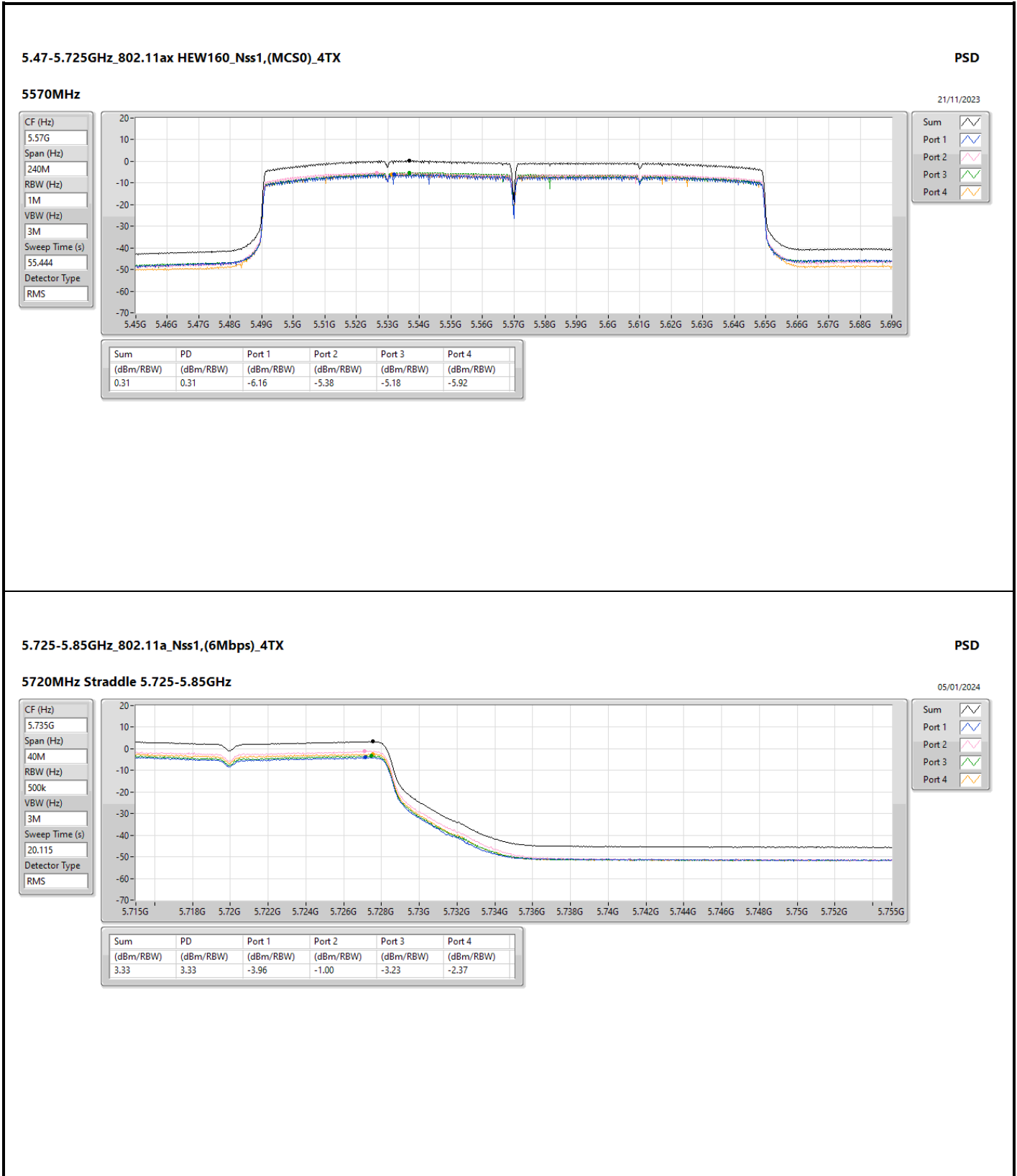
Result

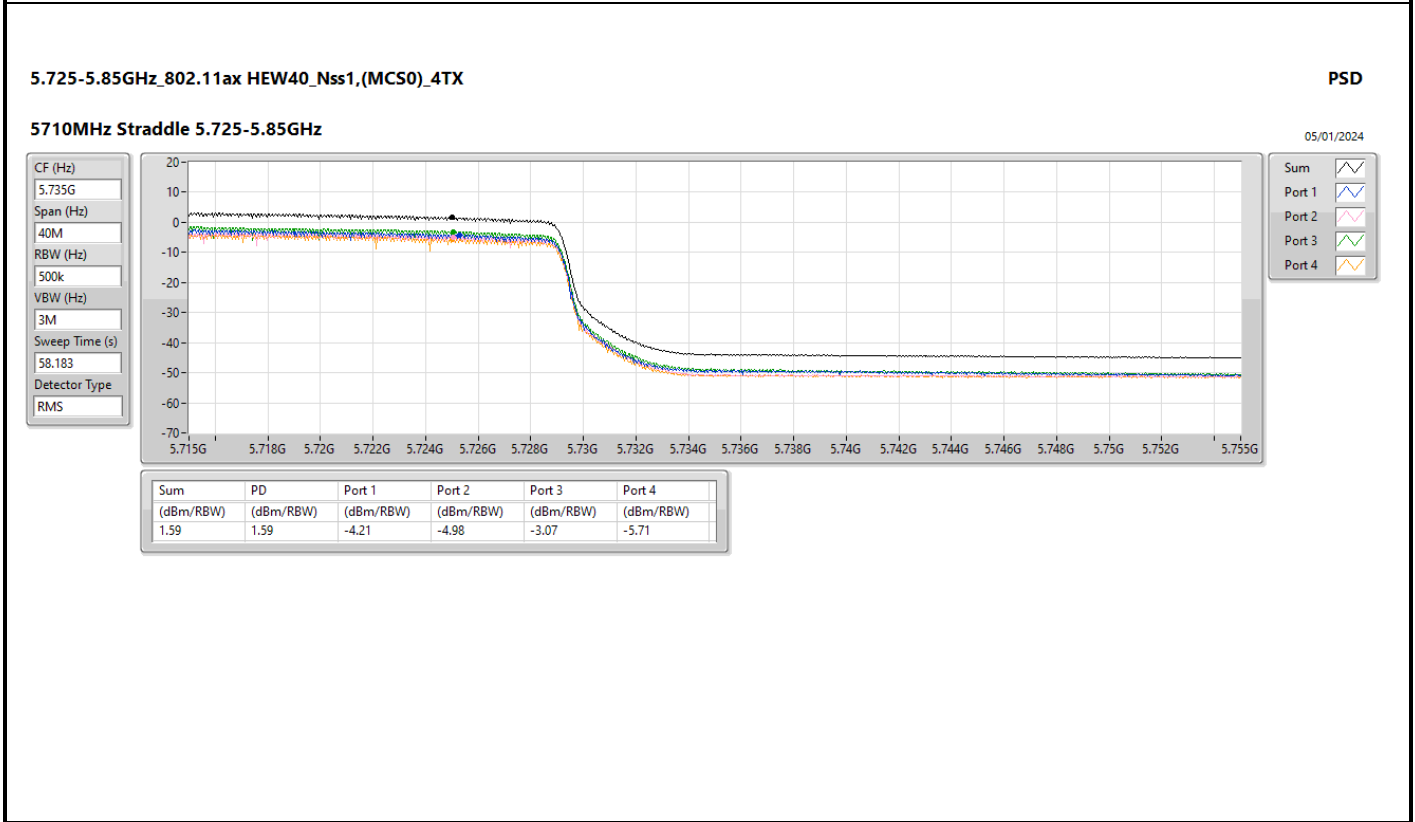
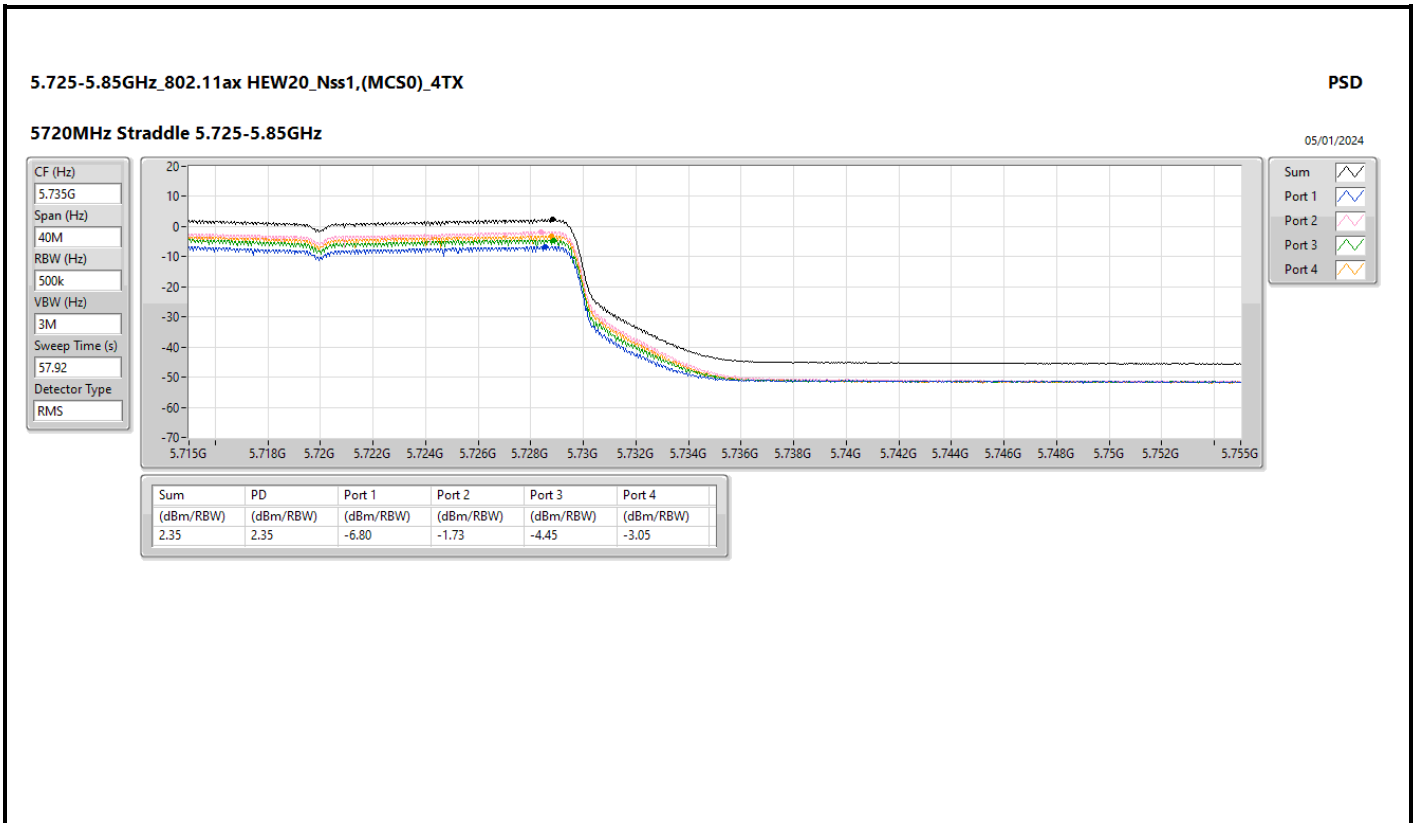
Mode	Result	DG (dBi)	Port 1 (dBm/RBW)	Port 2 (dBm/RBW)	Port 3 (dBm/RBW)	Port 4 (dBm/RBW)	PD (dBm/RBW)	PD Limit (dBm/RBW)	EIRP PD (dBm/RBW)	EIRP PD Limit (dBm/RBW)
802.11a_Nss1,(6Mbps)_4TX	-	-	-	-	-	-	-	-	-	-
5500MHz	Pass	11.65	-1.43	-0.49	-0.50	-1.03	4.97	5.35	16.62	17.00
5580MHz	Pass	11.65	-1.05	-1.12	-0.20	-1.39	4.97	5.35	16.62	17.00
5700MHz	Pass	11.65	-0.99	-1.36	0.04	-1.77	4.92	5.35	16.57	17.00
5720MHz Straddle 5.47-5.725GHz	Pass	11.65	-1.88	0.65	-1.06	-0.34	5.26	5.35	16.91	17.00
5720MHz Straddle 5.725-5.85GHz	Pass	11.65	-3.96	-1.00	-3.23	-2.37	3.33	24.35	14.98	36.00
802.11ax HEW20_Nss1,(MCS0)_4TX	-	-	-	-	-	-	-	-	-	-
5500MHz	Pass	11.65	-1.79	-0.74	-0.69	-1.41	4.65	5.35	16.30	17.00
5580MHz	Pass	11.65	-1.30	-1.14	-0.36	-1.62	4.85	5.35	16.50	17.00
5700MHz	Pass	11.65	-1.11	-1.46	-0.04	-1.88	4.92	5.35	16.57	17.00
5720MHz Straddle 5.47-5.725GHz	Pass	11.65	-3.90	0.09	-2.06	-0.80	4.57	5.35	16.22	17.00
5720MHz Straddle 5.725-5.85GHz	Pass	11.65	-6.80	-1.73	-4.45	-3.05	2.35	24.35	14.00	36.00
802.11ax HEW40_Nss1,(MCS0)_4TX	-	-	-	-	-	-	-	-	-	-
5510MHz	Pass	11.65	-1.12	-0.39	-0.34	-0.82	5.28	5.35	16.93	17.00
5550MHz	Pass	11.65	-1.27	-0.10	-0.19	-1.05	5.33	5.35	16.98	17.00
5670MHz	Pass	11.65	-1.53	-0.60	-0.52	-0.86	5.07	5.35	16.72	17.00
5710MHz Straddle 5.47-5.725GHz	Pass	11.65	-0.79	-1.88	0.47	-2.23	4.98	5.35	16.63	17.00
5710MHz Straddle 5.725-5.85GHz	Pass	11.65	-4.21	-4.98	-3.07	-5.71	1.59	24.35	13.24	36.00
802.11ax HEW80_Nss1,(MCS0)_4TX	-	-	-	-	-	-	-	-	-	-
5530MHz	Pass	11.65	-3.50	-2.12	-2.19	-2.90	3.27	5.35	14.92	17.00
5610MHz	Pass	11.65	-2.15	-1.67	-1.24	-1.65	4.29	5.35	15.94	17.00
5690MHz Straddle 5.47-5.725GHz	Pass	11.65	-1.93	-0.77	-1.10	-1.57	4.68	5.35	16.33	17.00
5690MHz Straddle 5.725-5.85GHz	Pass	11.65	-6.32	-4.57	-5.72	-5.89	0.28	24.35	11.93	36.00
802.11ax HEW160_Nss1,(MCS0)_4TX	-	-	-	-	-	-	-	-	-	-
5570MHz	Pass	11.65	-6.16	-5.38	-5.18	-5.92	0.31	5.35	11.96	17.00

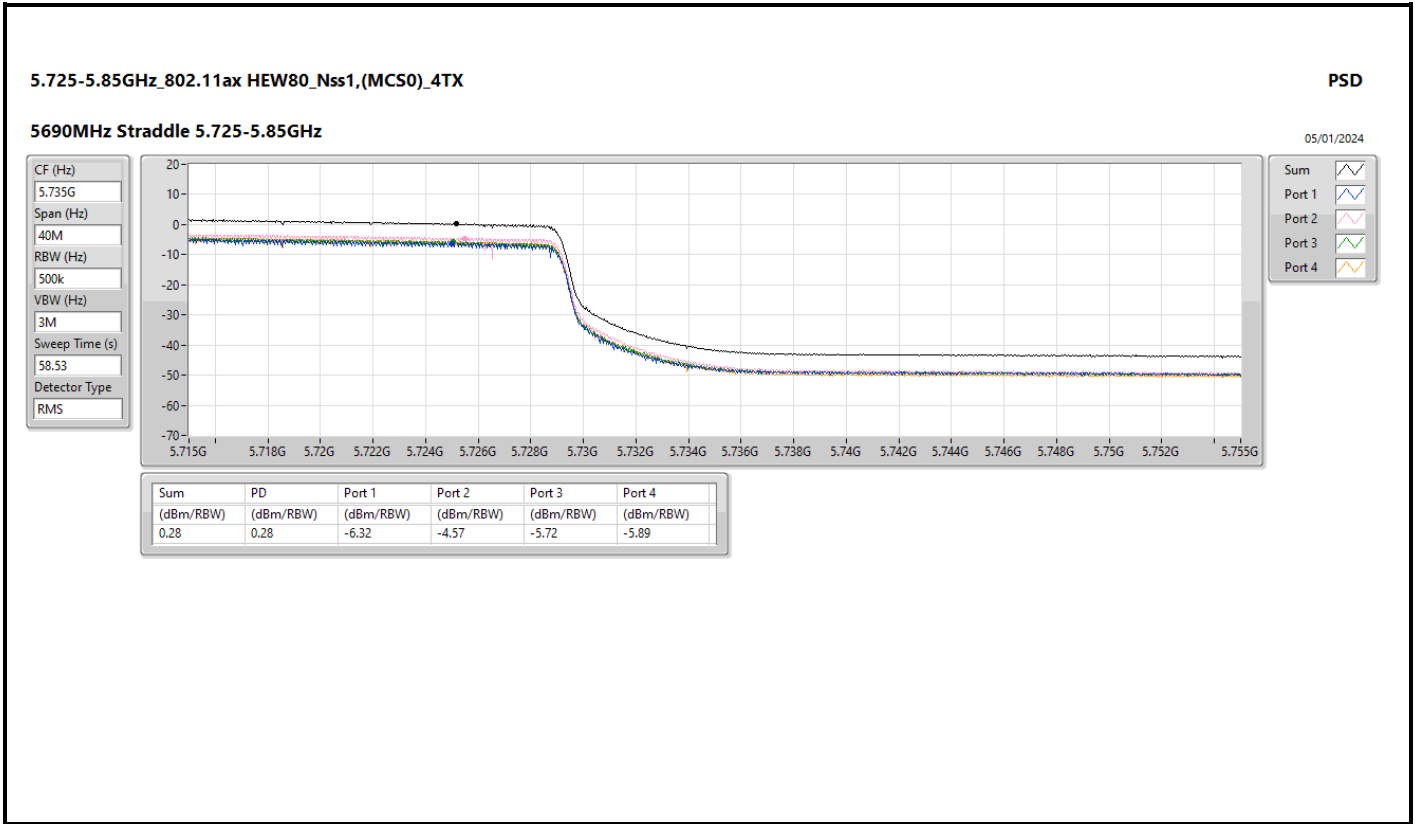
DG = Directional Gain; RBW = 500kHz for 5.725-5.85GHz band / 1MHz for other band;
 PD = trace bin-by-bin of each transmits port summing can be performed maximum power density; Port X = Port X Power Density;













Summary

Mode	PD (dBm/RBW)	EIRP PD (dBm/RBW)
5.15-5.25GHz	-	-
802.11ax HEW80+80-BF_Nss1,(MCS0)_2TX(Port1&Port2)	-4.32	4.64
5.25-5.35GHz	-	-
802.11ax HEW20-BF_Nss1,(MCS0)_4TX	3.38	15.51
802.11ax HEW40-BF_Nss1,(MCS0)_4TX	0.03	12.16
802.11ax HEW80+80-BF_Nss1,(MCS0)_2TX(Port3&Port4)	-3.83	5.45
802.11ax HEW80-BF_Nss1,(MCS0)_4TX	-2.76	9.37
5.47-5.725GHz	-	-
802.11ax HEW20-BF_Nss1,(MCS0)_4TX	3.70	15.83
802.11ax HEW40-BF_Nss1,(MCS0)_4TX	0.44	12.57
802.11ax HEW80-BF_Nss1,(MCS0)_4TX	-2.68	9.45
802.11ax HEW80+80-BF_Nss1,(MCS0)_4TX	-5.30	6.83
5.725-5.85GHz	-	-
802.11ax HEW20-BF_Nss1,(MCS0)_4TX	1.57	13.70
802.11ax HEW40-BF_Nss1,(MCS0)_4TX	-2.60	9.53
802.11ax HEW80-BF_Nss1,(MCS0)_4TX	-5.95	6.18

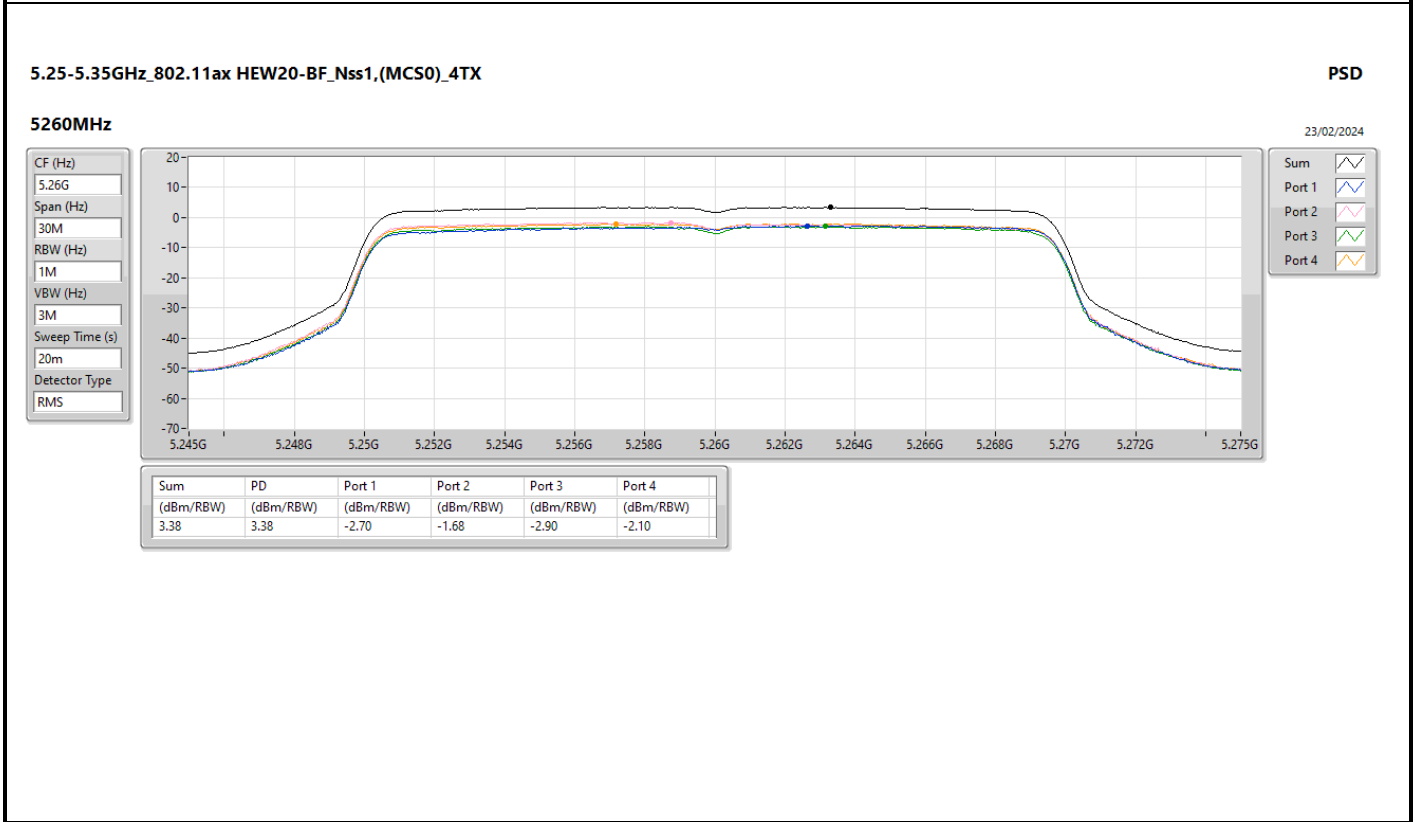
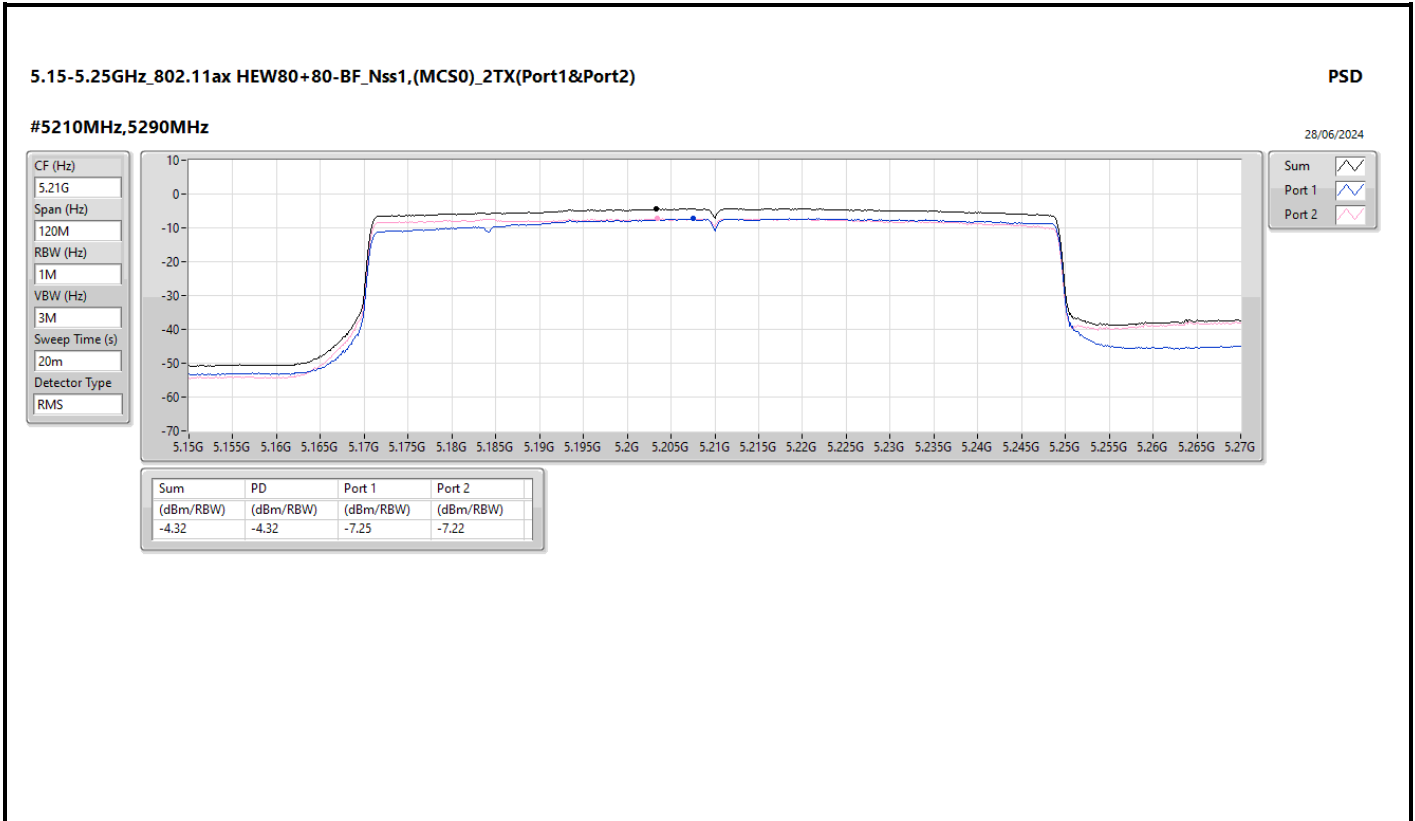
RBW = 500kHz for 5.725-5.85GHz band / 1MHz for other band;

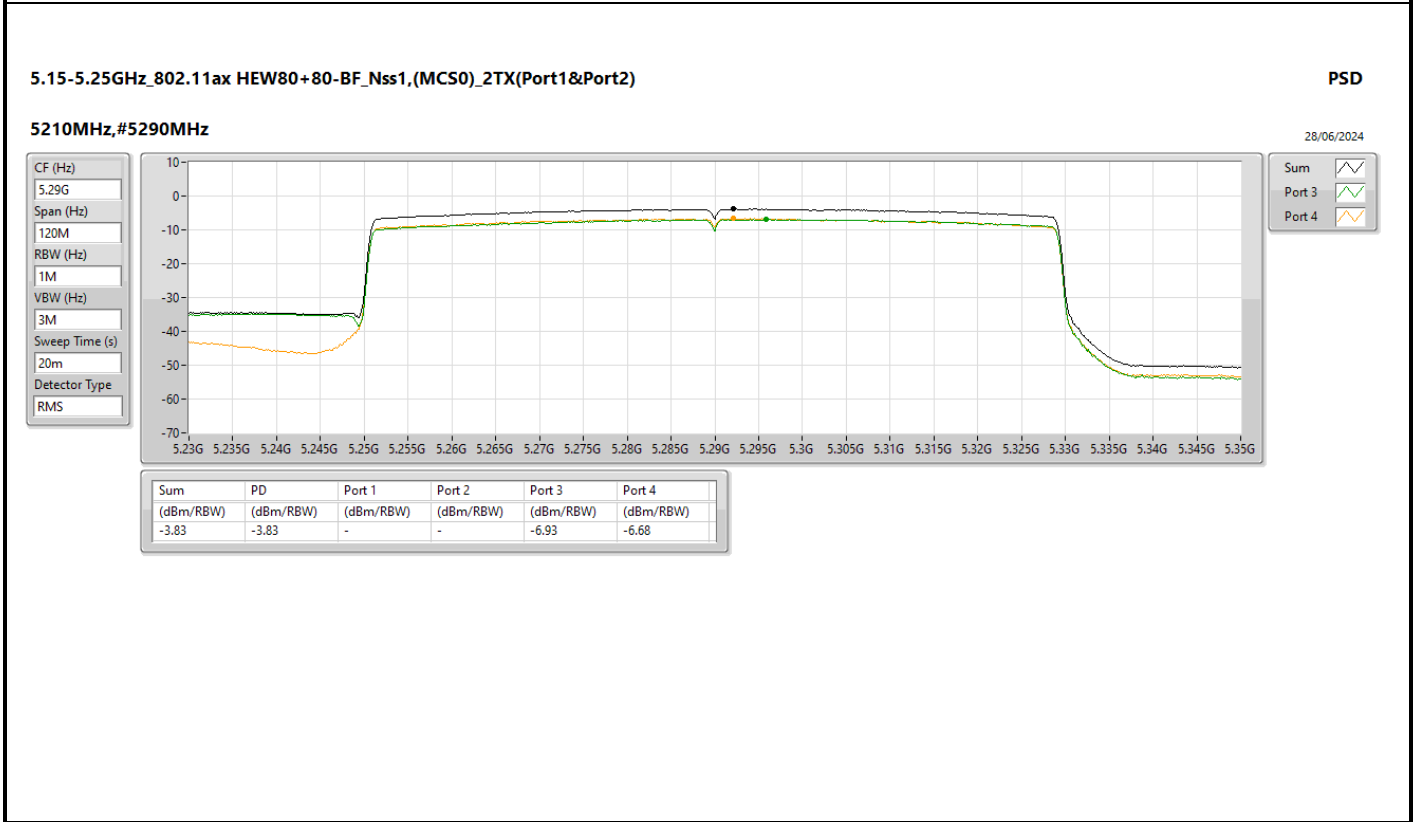
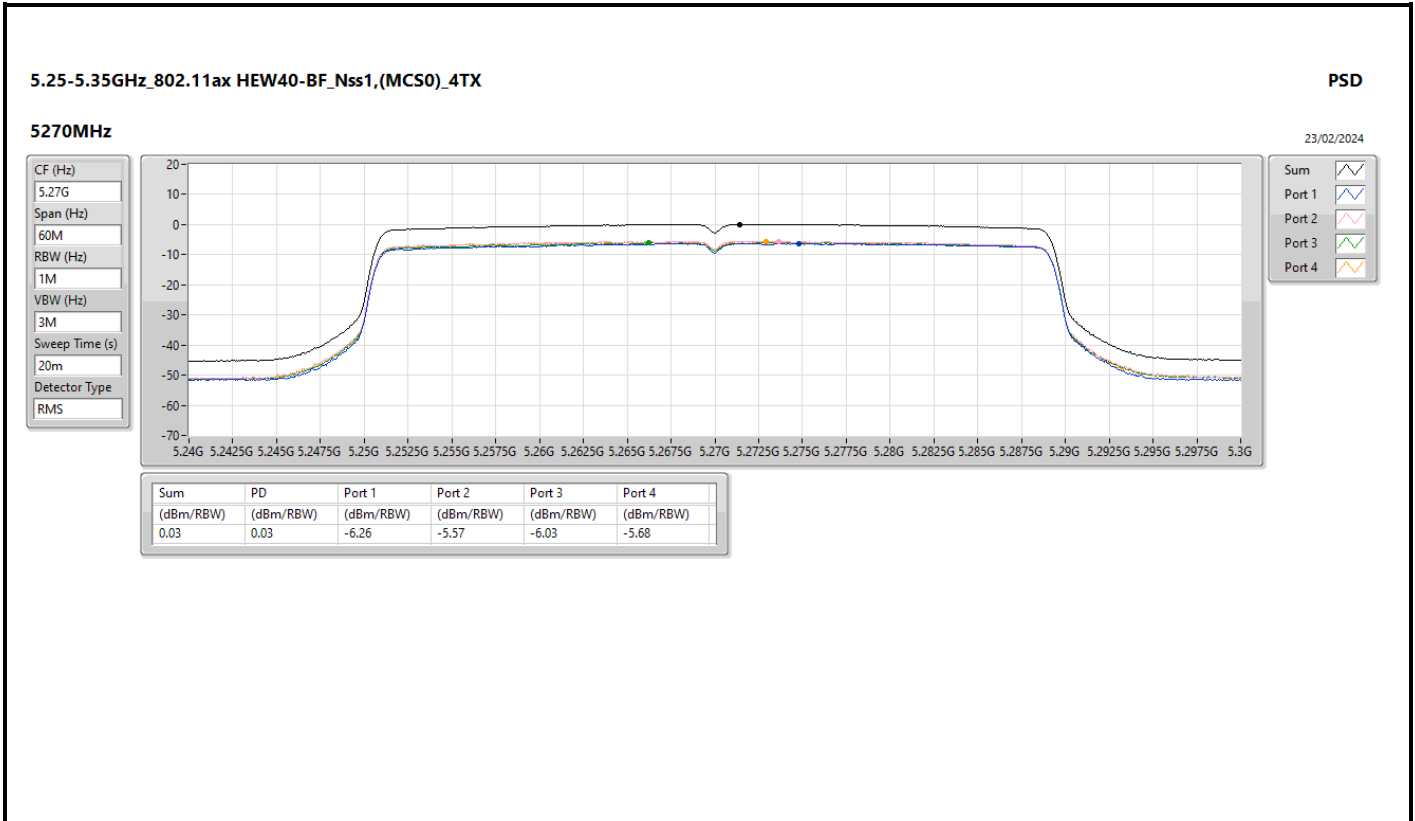


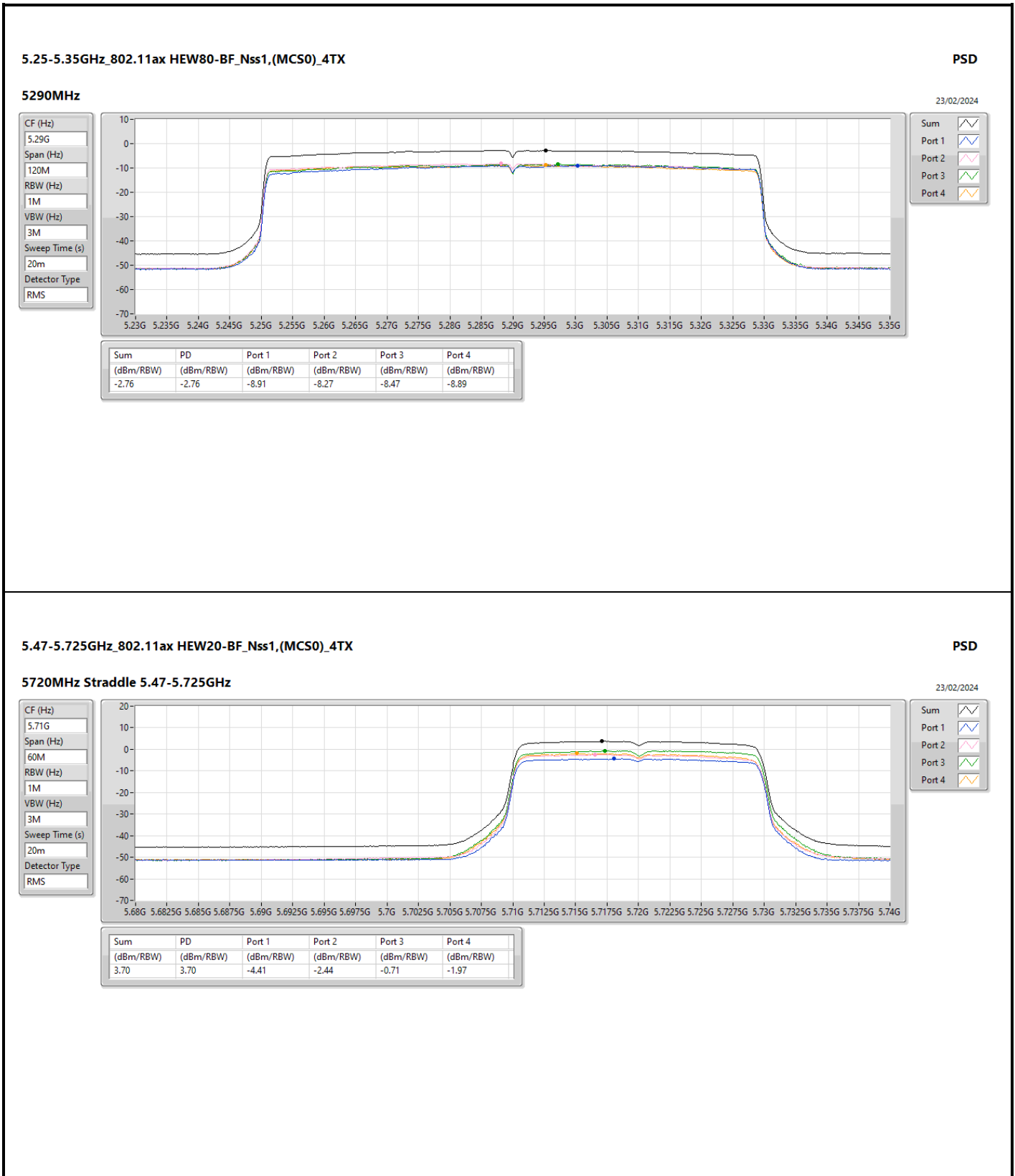
Result

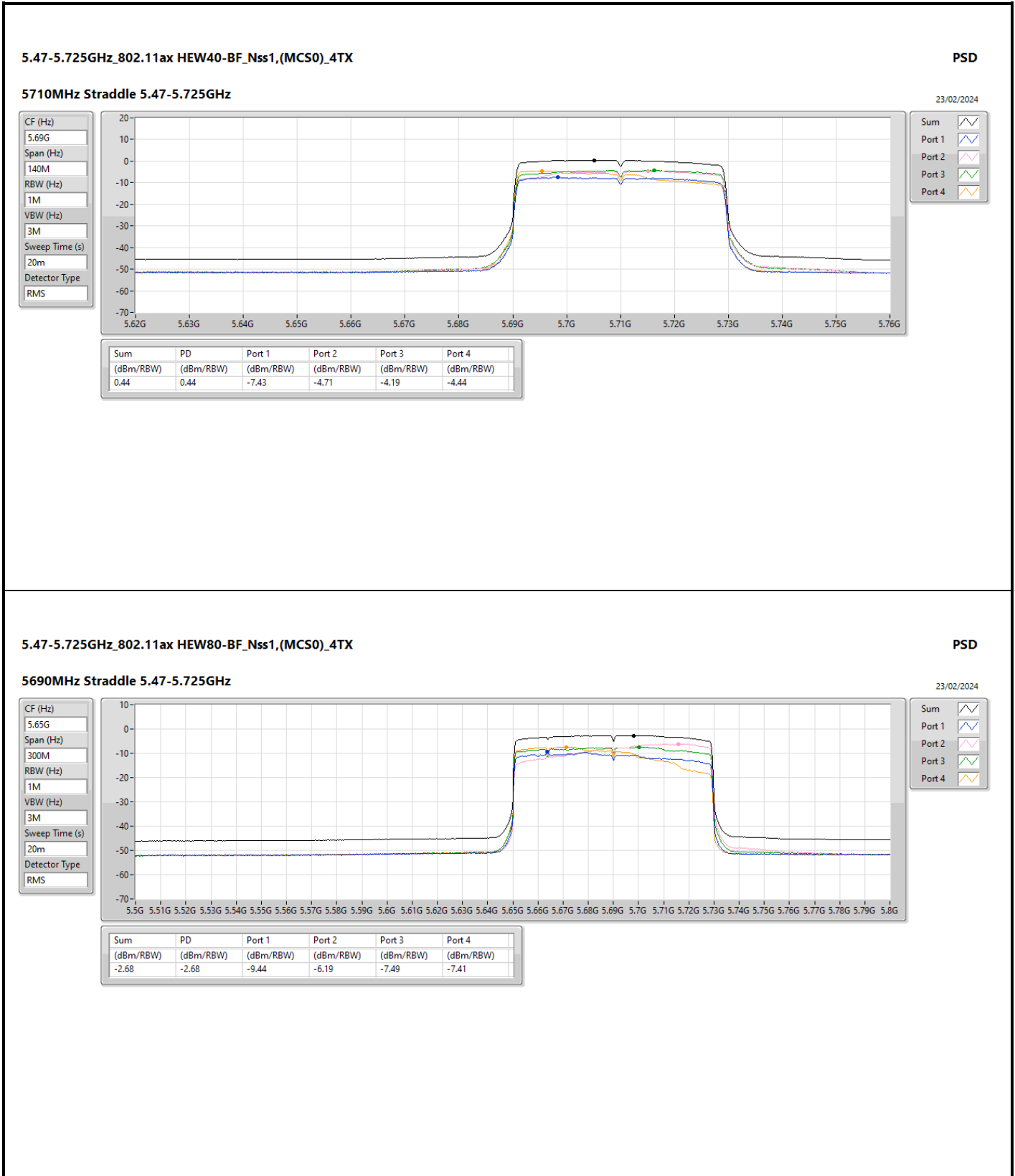
Mode	Result	DG (dBi)	Port 1 (dBm/RBW)	Port 2 (dBm/RBW)	Port 3 (dBm/RBW)	Port 4 (dBm/RBW)	PD (dBm/RBW)	PD Limit (dBm/RBW)	EIRP PD (dBm/RBW)	EIRP PD Limit (dBm/RBW)
802.11ax HEW20-BF_Nss1,(MCS0)_4TX	-	-	-	-	-	-	-	-	-	-
5260MHz	Pass	12.13	-2.7	-1.68	-2.9	-2.1	3.38	4.87	15.51	17.00
5300MHz	Pass	12.13	-3.3	-2.35	-3.17	-3.2	2.90	4.87	15.03	17.00
5320MHz	Pass	12.13	-2.87	-2.36	-2.73	-3.13	3.12	4.87	15.25	17.00
5500MHz	Pass	12.13	-2.73	-2.31	-3.07	-2.92	3.12	4.87	15.25	17.00
5580MHz	Pass	12.13	-2.12	-1.65	-2.17	-4.31	3.31	4.87	15.44	17.00
5700MHz	Pass	12.13	-4.77	-2.35	-1.61	-2.78	2.99	4.87	15.12	17.00
5720MHz Straddle 5.47-5.725GHz	Pass	12.13	-4.41	-2.44	-0.71	-1.97	3.70	4.87	15.83	17.00
5720MHz Straddle 5.725-5.85GHz	Pass	12.13	-6.49	-4.98	-2.51	-4.48	1.57	23.87	13.70	36.00
802.11ax HEW40-BF_Nss1,(MCS0)_4TX	-	-	-	-	-	-	-	-	-	-
5270MHz	Pass	12.13	-6.26	-5.57	-6.03	-5.68	0.03	4.87	12.16	17.00
5310MHz	Pass	12.13	-6.76	-6	-6.16	-6.67	-0.52	4.87	11.61	17.00
5510MHz	Pass	12.13	-6.3	-5.47	-6.43	-6.38	-0.22	4.87	11.91	17.00
5550MHz	Pass	12.13	-6.01	-4.77	-5.57	-6.2	0.18	4.87	12.31	17.00
5670MHz	Pass	12.13	-7.32	-4.36	-5.4	-6.61	-0.27	4.87	11.86	17.00
5710MHz Straddle 5.47-5.725GHz	Pass	12.13	-7.43	-4.71	-4.19	-4.44	0.44	4.87	12.57	17.00
5710MHz Straddle 5.725-5.85GHz	Pass	12.13	-10.67	-7.44	-6.68	-11.6	-2.60	23.87	9.53	36.00
802.11ax HEW80-BF_Nss1,(MCS0)_4TX	-	-	-	-	-	-	-	-	-	-
5290MHz	Pass	12.13	-8.91	-8.27	-8.47	-8.89	-2.76	4.87	9.37	17.00
5530MHz	Pass	12.13	-8.71	-7.25	-8.17	-7.84	-2.89	4.87	9.24	17.00
5610MHz	Pass	12.13	-9.61	-6.76	-8.51	-10.57	-3.33	4.87	8.80	17.00
5690MHz Straddle 5.47-5.725GHz	Pass	12.13	-9.44	-6.19	-7.49	-7.41	-2.68	4.87	9.45	17.00
5690MHz Straddle 5.725-5.85GHz	Pass	12.13	-15.6	-8.45	-11.28	-19.42	-5.95	23.87	6.18	36.00
802.11ax HEW80+80-BF_Nss1,(MCS0)_2TX(Port1&Port2)	-	-	-	-	-	-	-	-	-	-
#5210MHz,5290MHz	Pass	8.96	-7.25	-7.22			-4.32	14.04	4.64	23.00
802.11ax HEW80+80-BF_Nss1,(MCS0)_2TX(Port3&Port4)	-	-	-	-	-	-	-	-	-	-
5210MHz,#5290MHz	Pass	9.28	-	-	-6.93	-6.68	-3.83	7.72	5.45	17.00
802.11ax HEW80+80-BF_Nss1,(MCS0)_4TX	-	-	-	-	-	-	-	-	-	-
#5530MHz,#5610MHz	Pass	12.13	-9.39	-8.07	-7.31	-8.47	-5.30	4.87	6.83	17.00

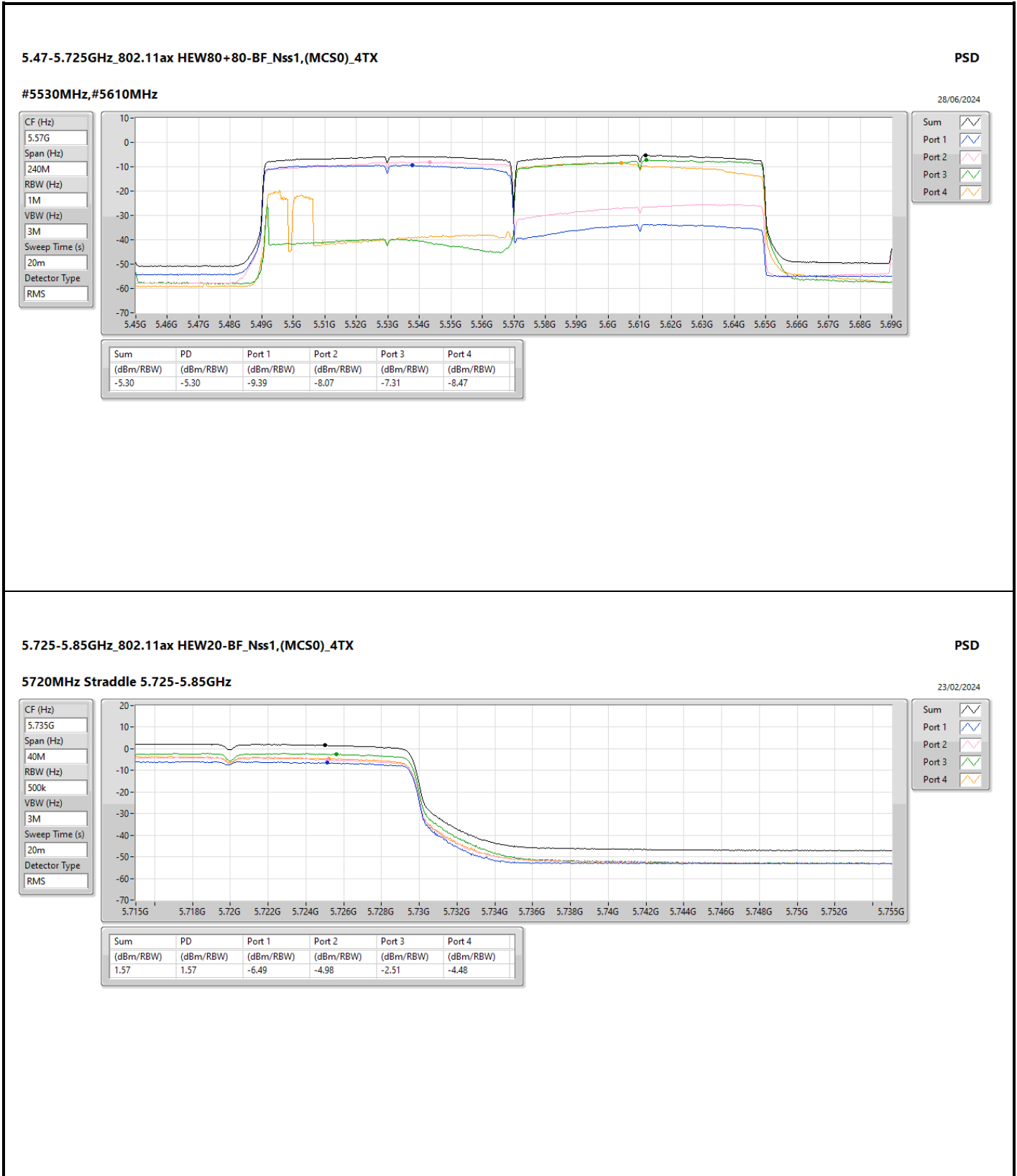
DG = Directional Gain; RBW = 500kHz for 5.725-5.85GHz band / 1MHz for other band;
 PD = trace bin-by-bin of each transmits port summing can be performed maximum power density; Port X = Port X Power Density;

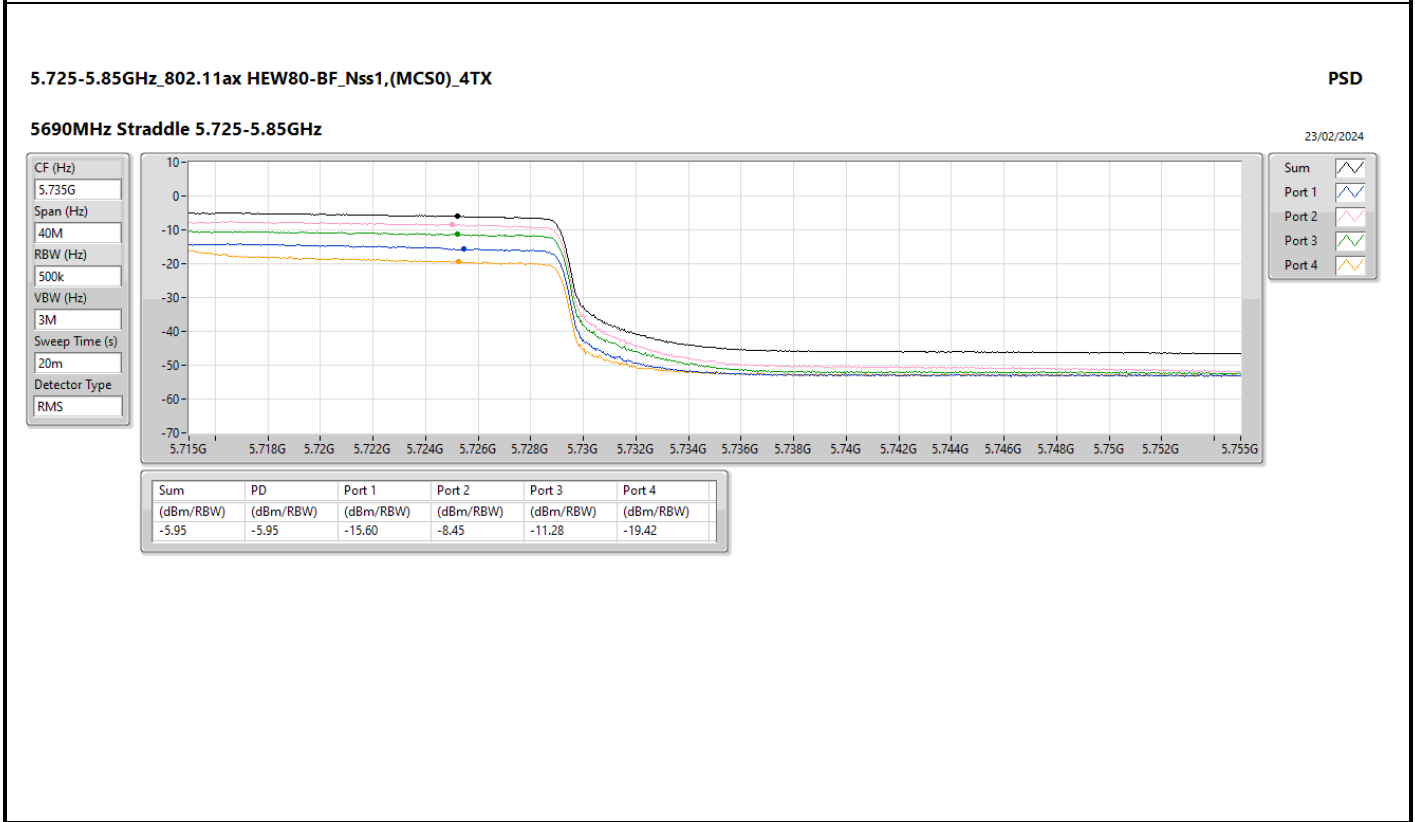
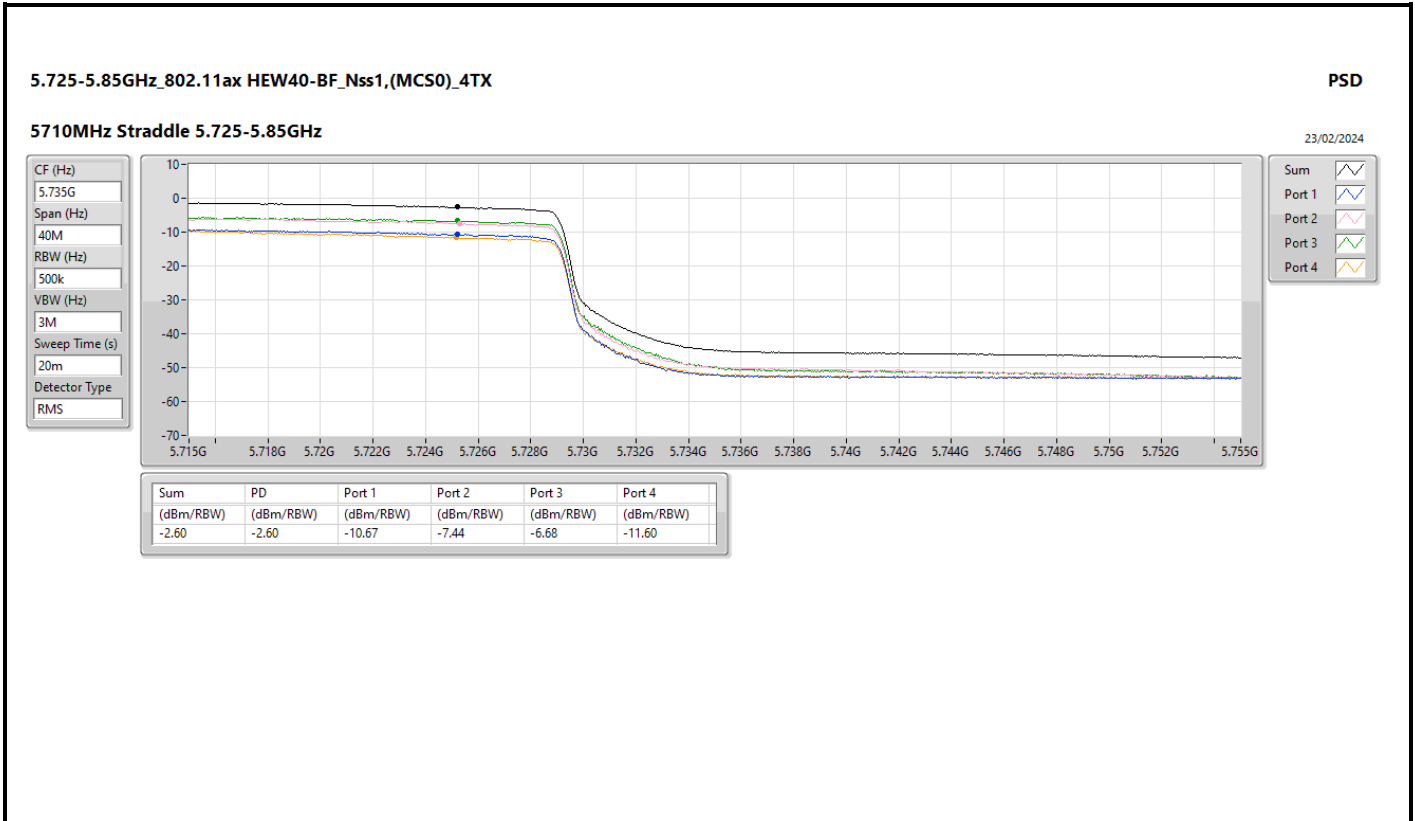














Summary

Mode	PD (dBm/RBW)	EIRP PD (dBm/RBW)
5.15-5.25GHz	-	-
802.11ax HEW80+80-BF_Nss1,(MCS0)_2TX(Port1&Port2)	-2.77	9.36
5.25-5.35GHz	-	-
802.11ax HEW20-BF_Nss1,(MCS0)_4TX	3.14	15.27
802.11ax HEW40-BF_Nss1,(MCS0)_4TX	-0.14	11.99
802.11ax HEW80+80-BF_Nss1,(MCS0)_2TX(Port3&Port4)	-2.60	9.53
802.11ax HEW80-BF_Nss1,(MCS0)_4TX	-3.02	9.11

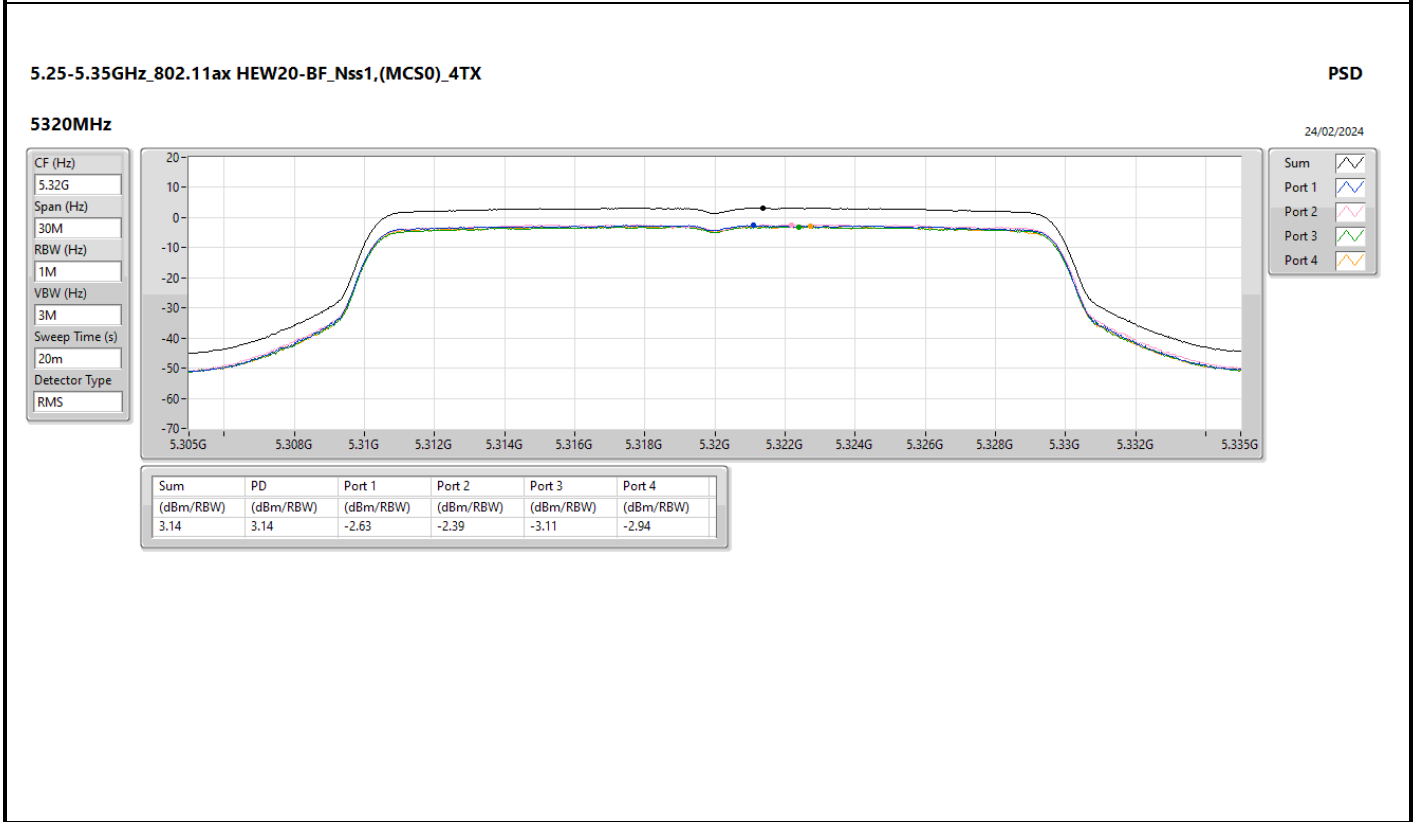
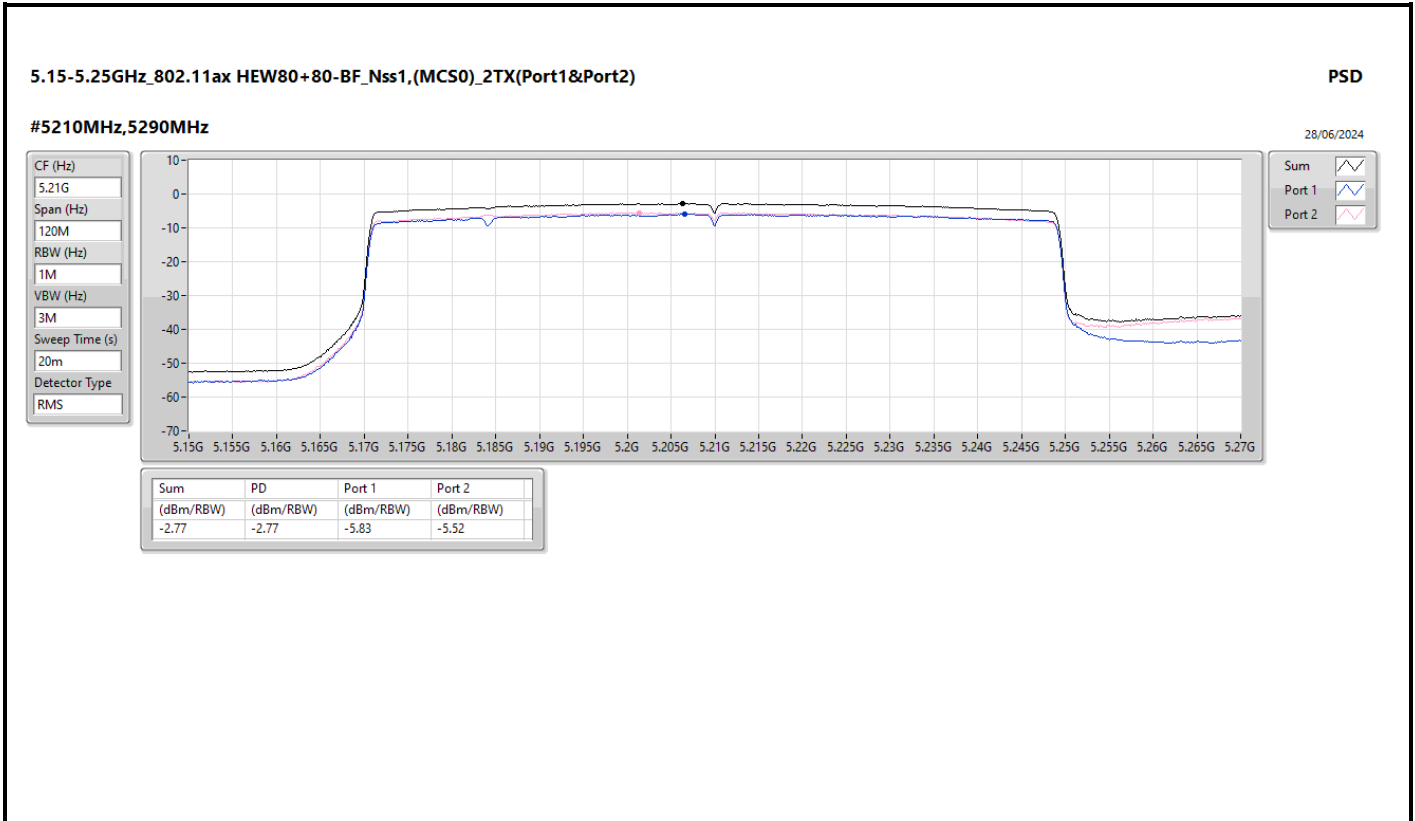
RBW = 500kHz for 5.725-5.85GHz band / 1MHz for other band;

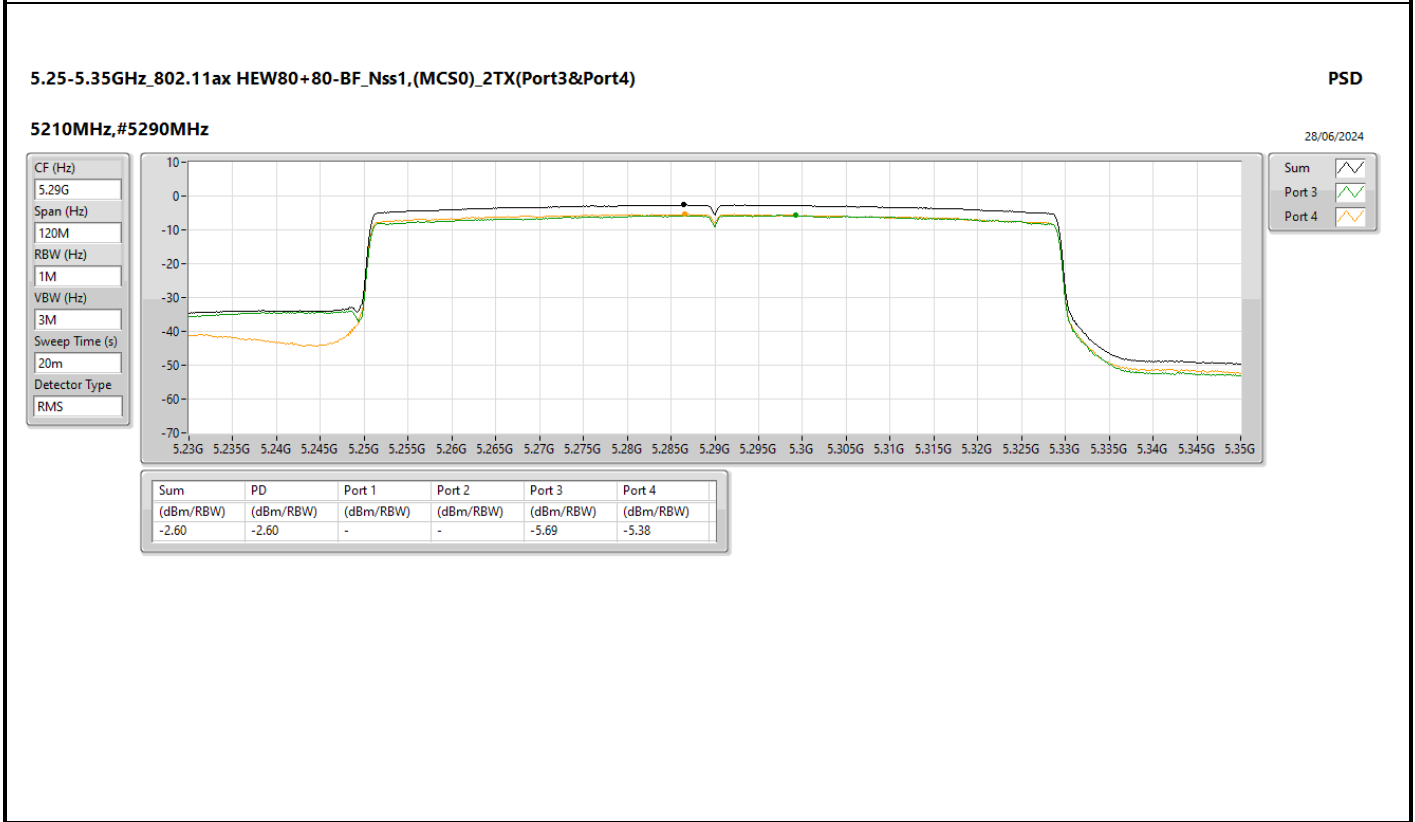
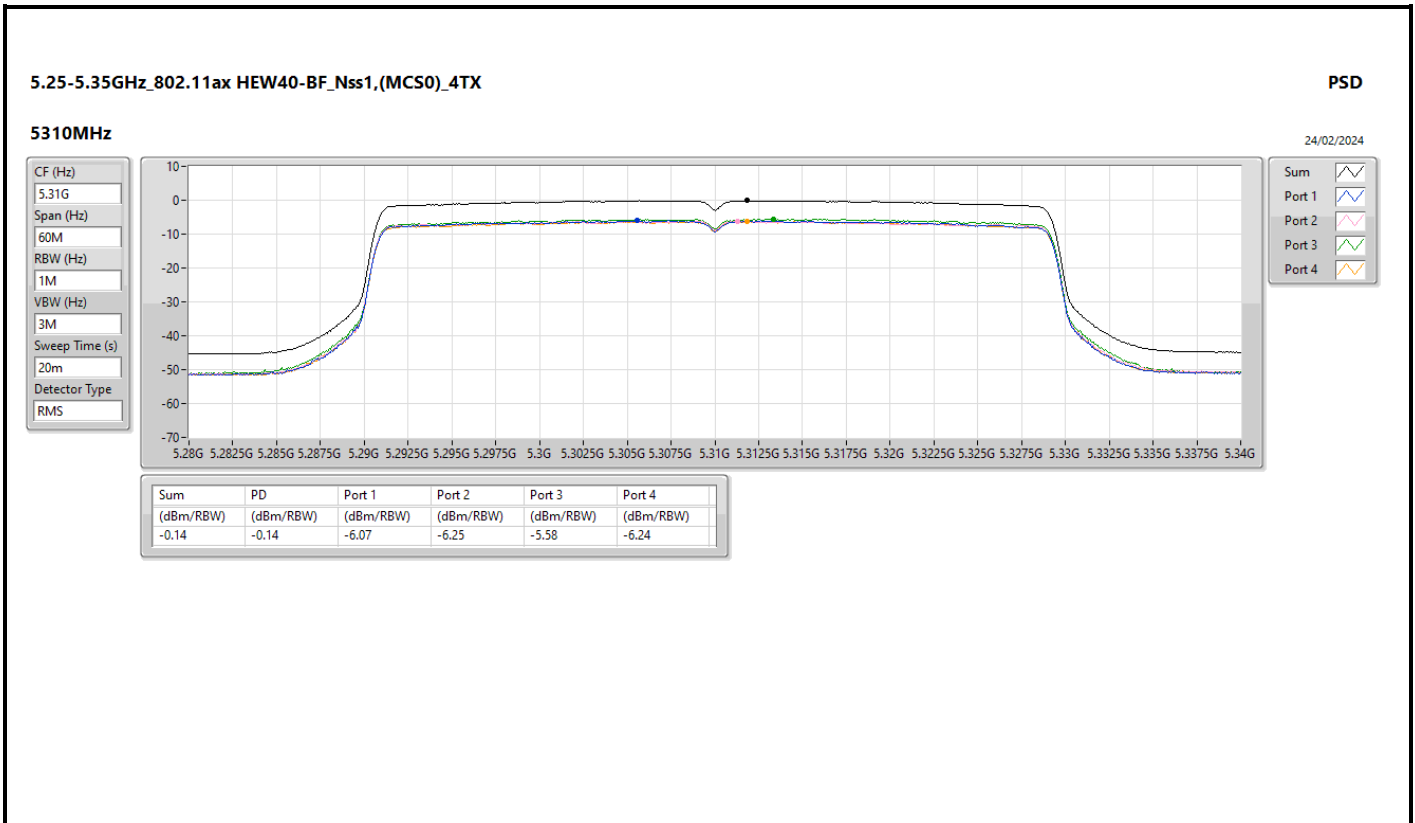


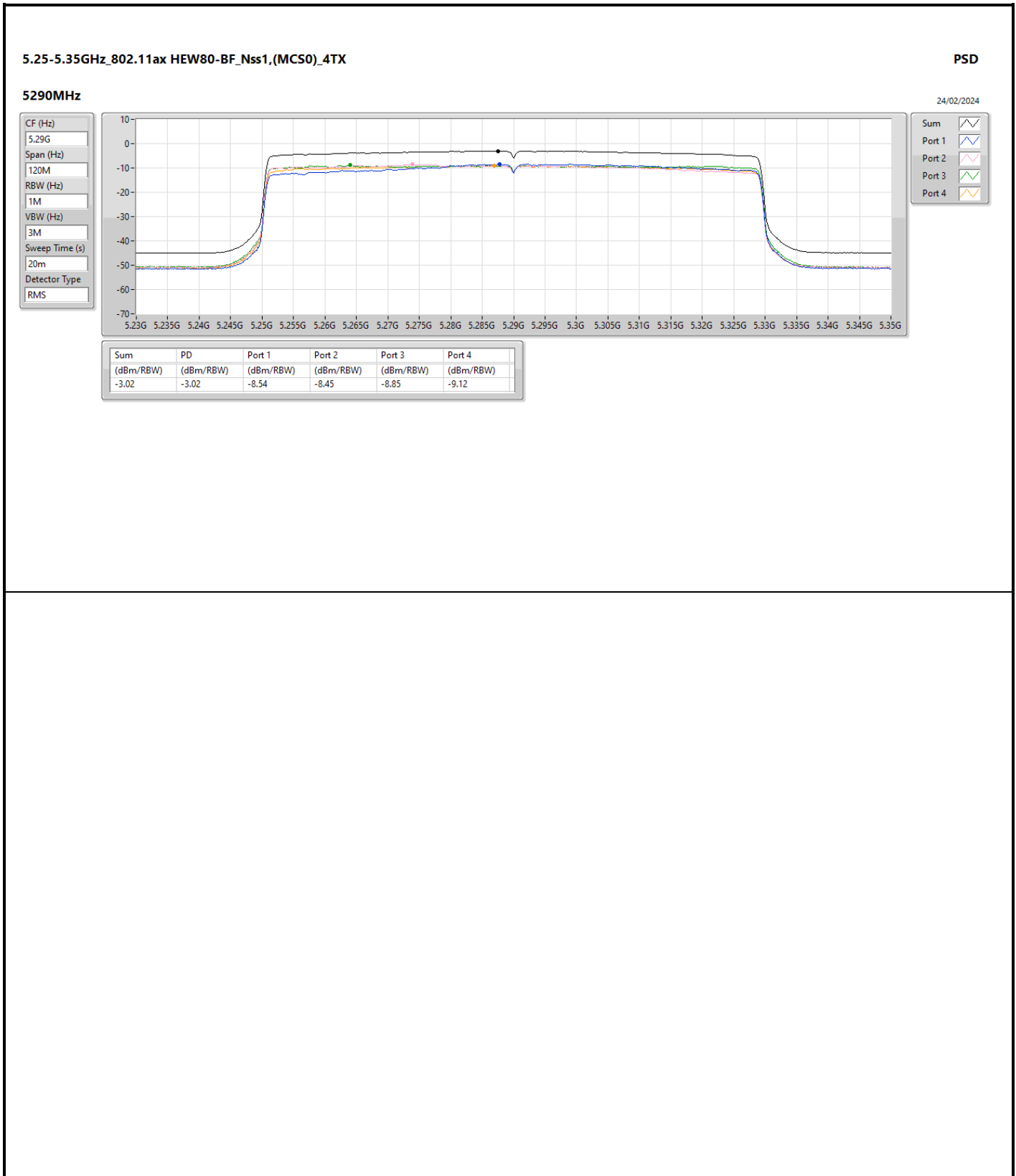
Result

Mode	Result	DG (dBi)	Port 1 (dBm/RBW)	Port 2 (dBm/RBW)	Port 3 (dBm/RBW)	Port 4 (dBm/RBW)	PD (dBm/RBW)	PD Limit (dBm/RBW)	EIRP PD (dBm/RBW)	EIRP PD Limit (dBm/RBW)
802.11ax HEW20-BF_Nss1,(MCS0)_4TX	-	-	-	-	-	-	-	-	-	-
5260MHz	Pass	12.13	-3.28	-2.34	-3.45	-2.8	2.92	4.87	15.05	17.00
5300MHz	Pass	12.13	-3.47	-3.33	-3.78	-3.82	2.34	4.87	14.47	17.00
5320MHz	Pass	12.13	-2.63	-2.39	-3.11	-2.94	3.14	4.87	15.27	17.00
802.11ax HEW40-BF_Nss1,(MCS0)_4TX	-	-	-	-	-	-	-	-	-	-
5270MHz	Pass	12.13	-6.05	-6.11	-5.91	-6.35	-0.35	4.87	11.78	17.00
5310MHz	Pass	12.13	-6.07	-6.25	-5.58	-6.24	-0.14	4.87	11.99	17.00
802.11ax HEW80-BF_Nss1,(MCS0)_4TX	-	-	-	-	-	-	-	-	-	-
5290MHz	Pass	12.13	-8.54	-8.45	-8.85	-9.12	-3.02	4.87	9.11	17.00
802.11ax HEW80+80-BF_Nss1,(MCS0)_2TX(Port1&Port2)	-	-	-	-	-	-	-	-	-	-
#5210MHz,5290MHz	Pass	12.13	-5.83	-5.52			-2.77	10.87	9.36	23.00
802.11ax HEW80+80-BF_Nss1,(MCS0)_2TX(Port3&Port4)	-	-	-	-	-	-	-	-	-	-
5210MHz,#5290MHz	Pass	12.13	-	-	-5.69	-5.38	-2.60	4.87	9.53	17.00

DG = Directional Gain; RBW = 500kHz for 5.725-5.85GHz band / 1MHz for other band;
 PD = trace bin-by-bin of each transmits port summing can be performed maximum power density; Port X = Port X Power Density;









Summary

Mode	PD (dBm/RBW)	EIRP PD (dBm/RBW)
5.47-5.725GHz	-	-
802.11ax HEW20-BF_Nss1,(MCS0)_4TX	4.73	16.38
802.11ax HEW40-BF_Nss1,(MCS0)_4TX	2.17	13.82
802.11ax HEW80-BF_Nss1,(MCS0)_4TX	-0.99	10.66
802.11ax HEW160-BF_Nss1,(MCS0)_4TX	-4.04	7.61
5.725-5.85GHz	-	-
802.11ax HEW20-BF_Nss1,(MCS0)_4TX	2.69	14.34
802.11ax HEW40-BF_Nss1,(MCS0)_4TX	-1.46	10.19
802.11ax HEW80-BF_Nss1,(MCS0)_4TX	-5.62	6.03

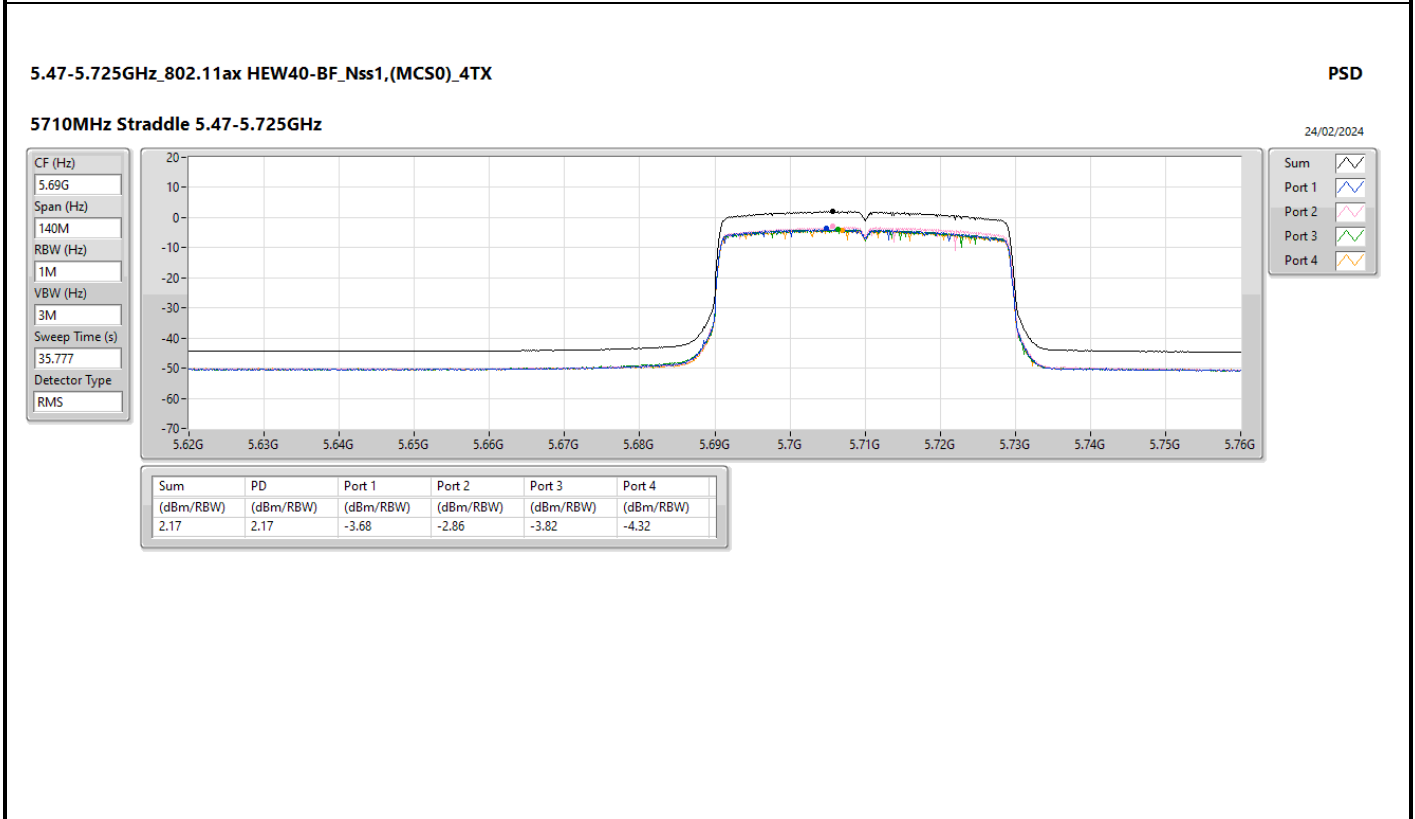
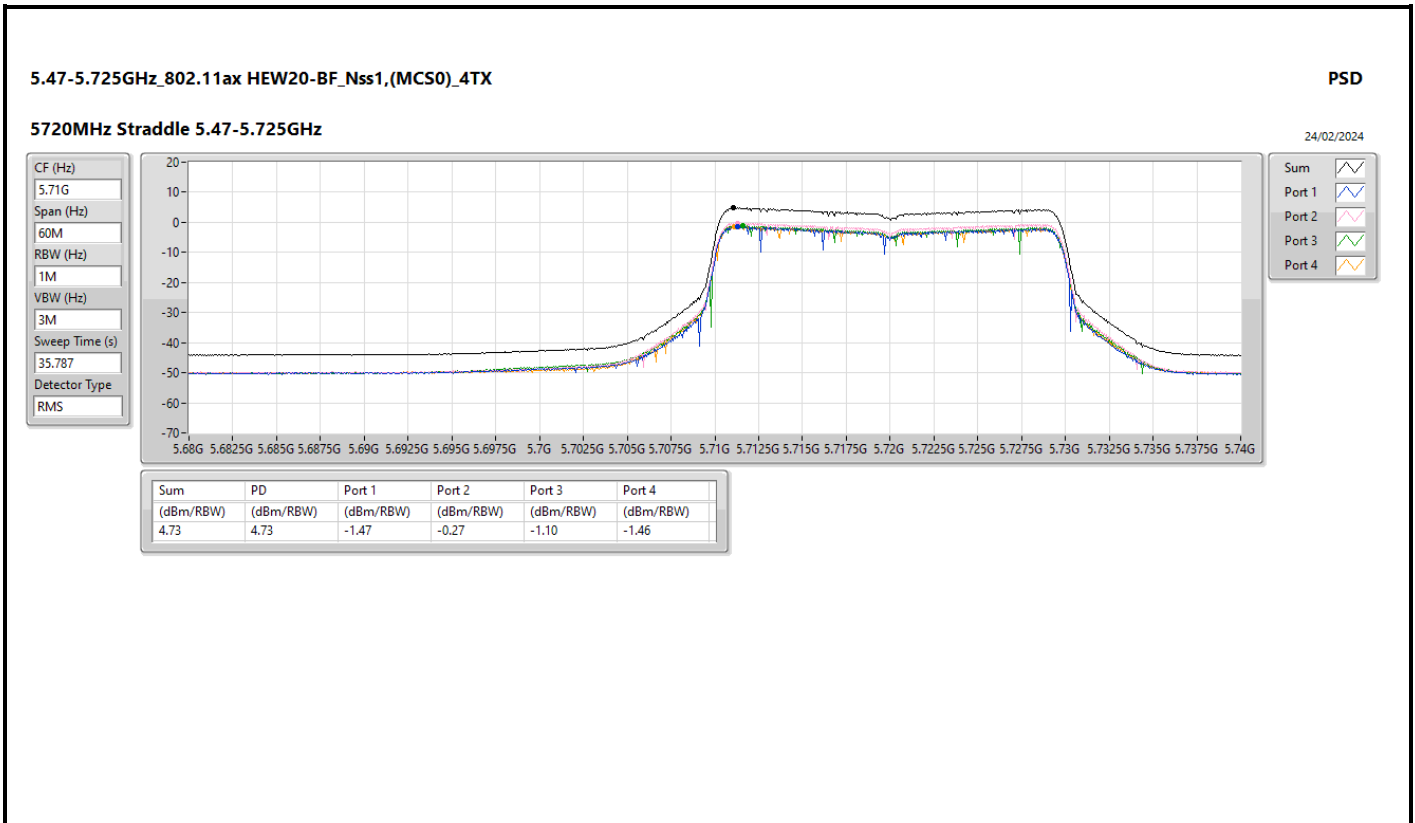
RBW = 500kHz for 5.725-5.85GHz band / 1MHz for other band;

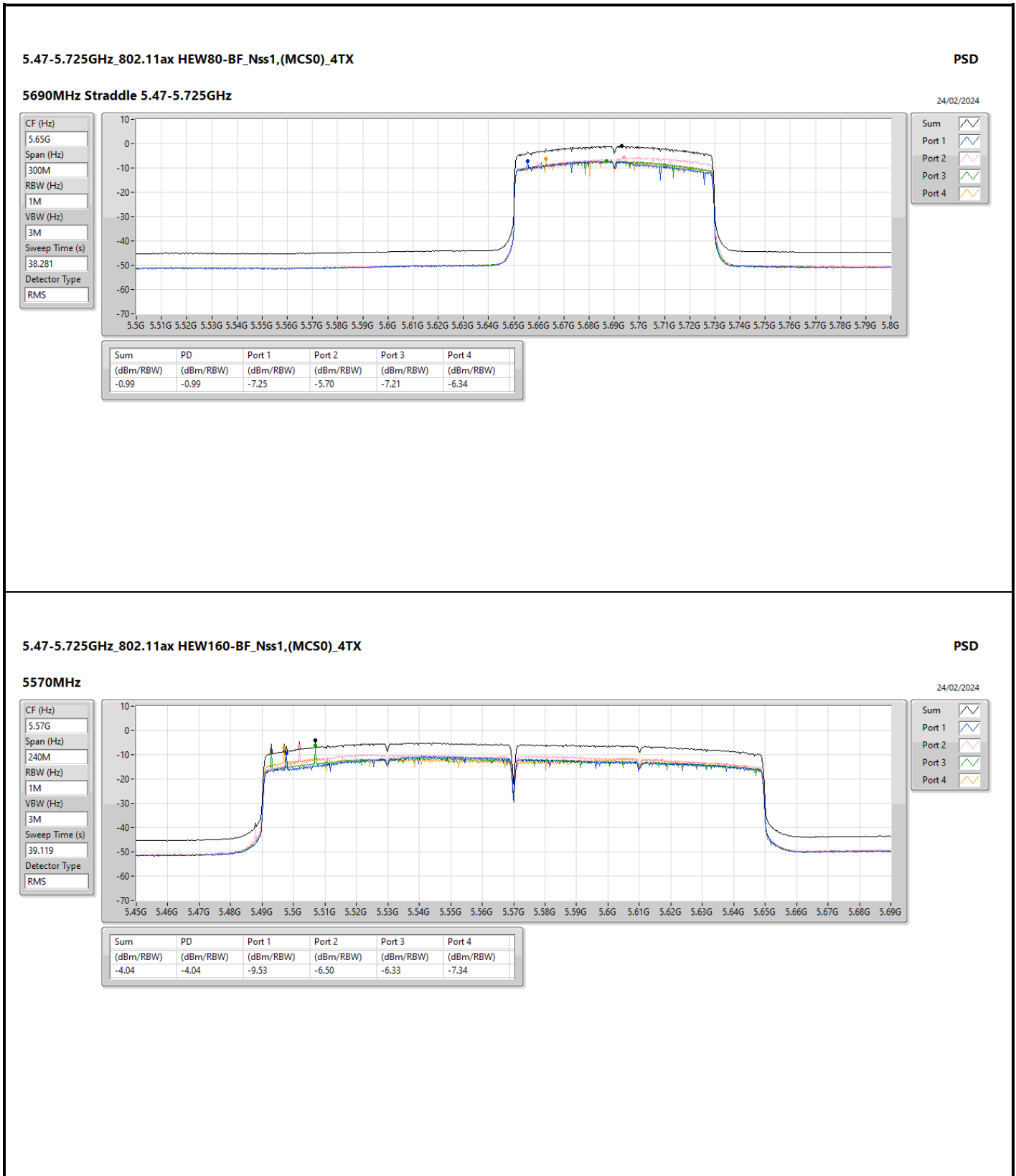


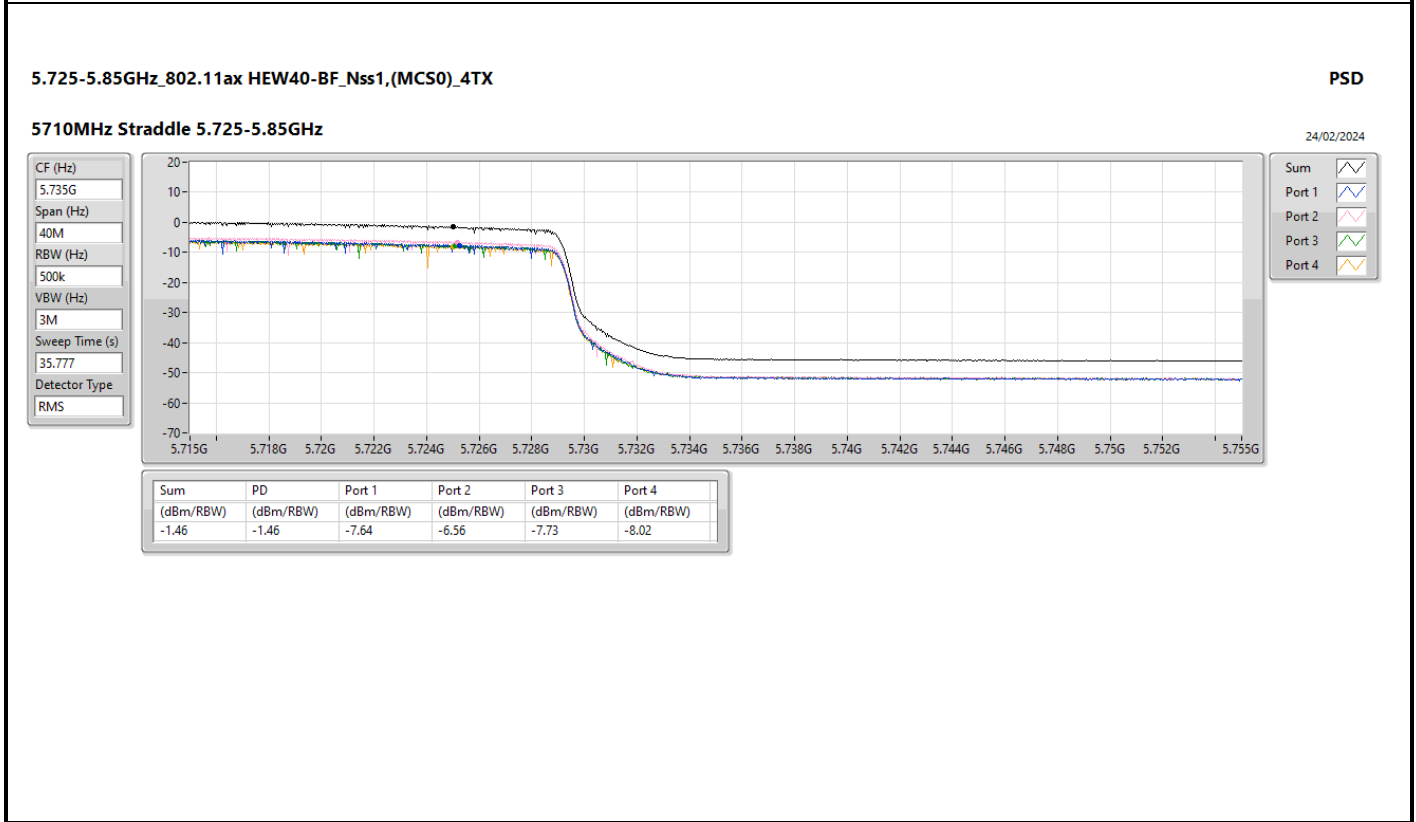
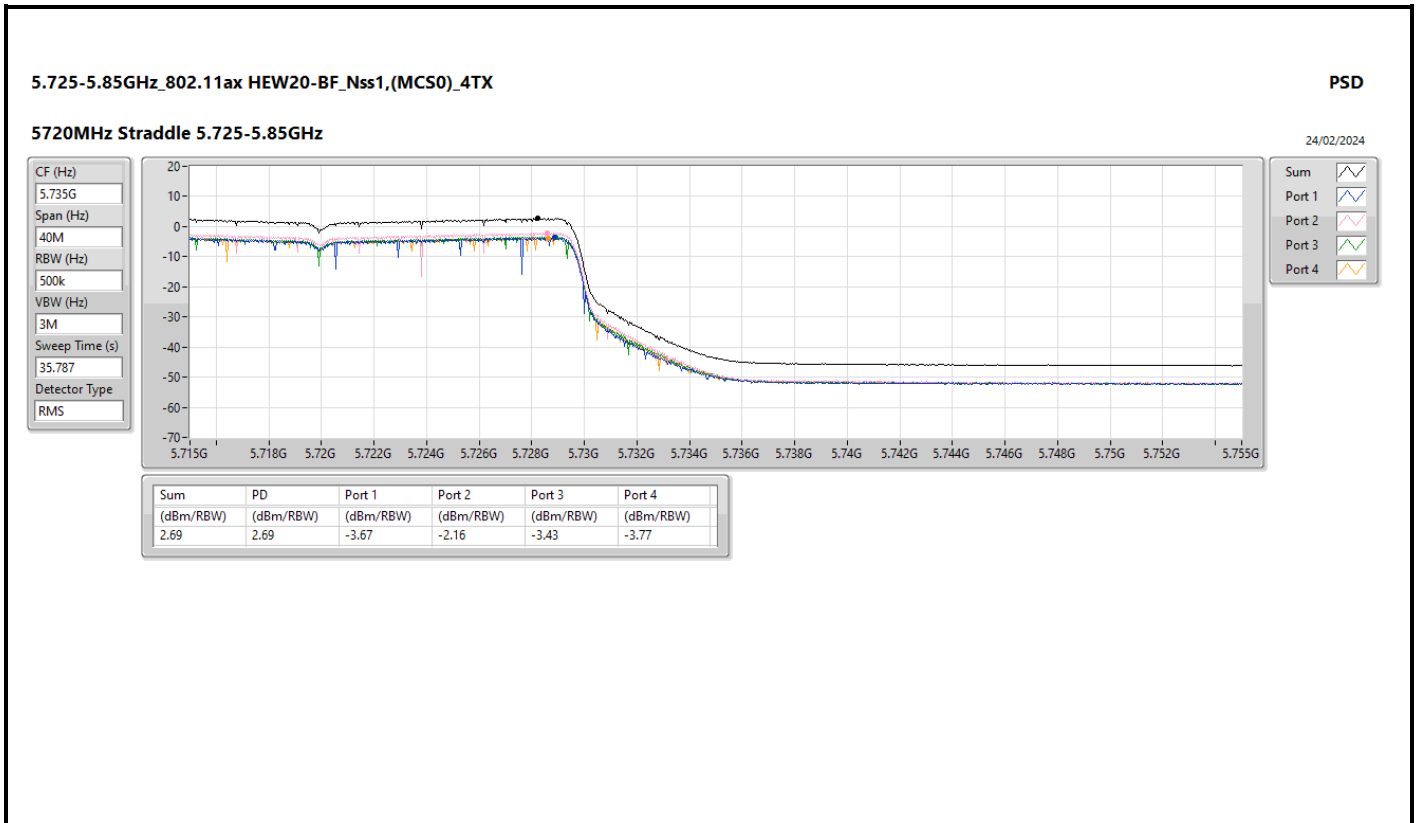
Result

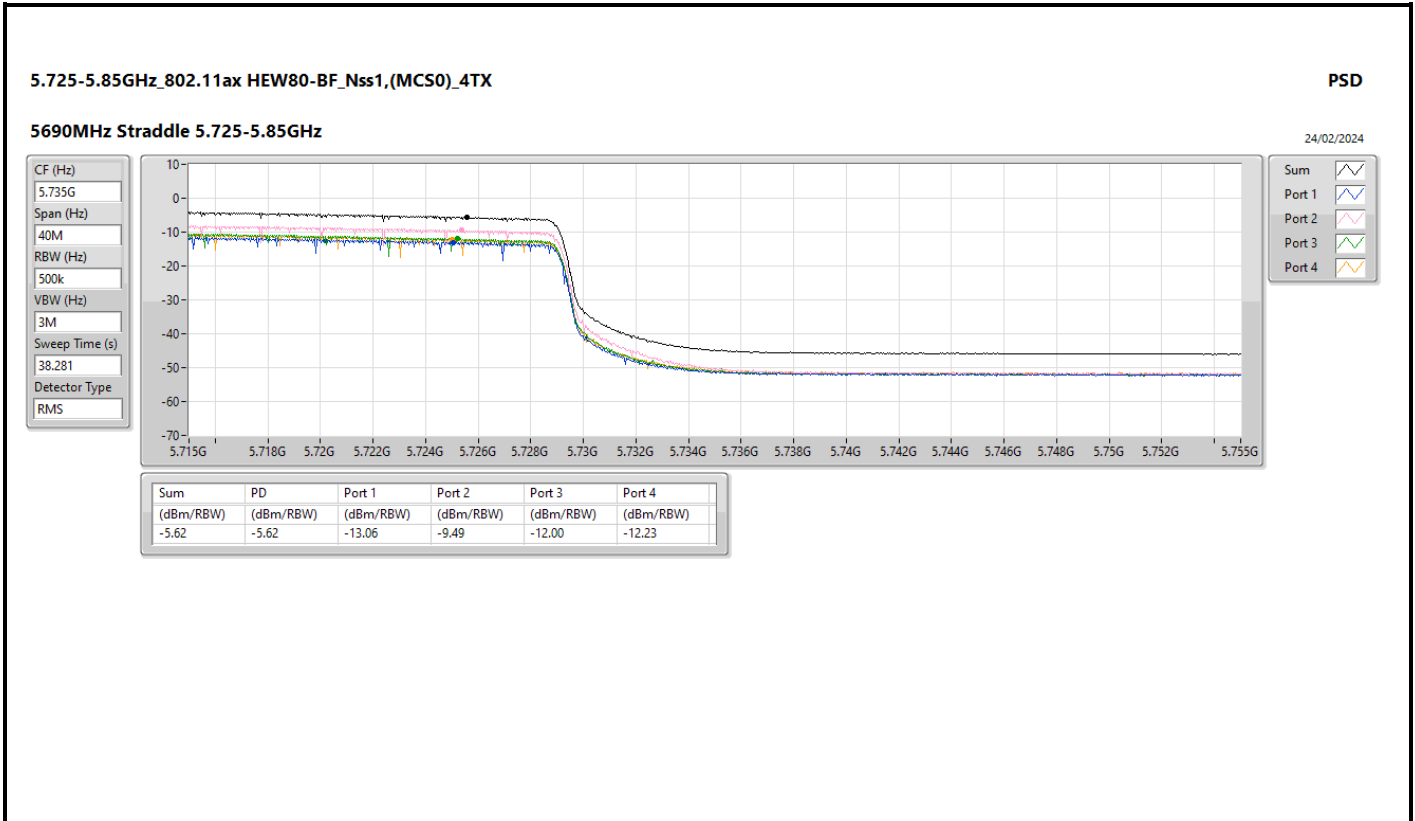
Mode	Result	DG (dBi)	Port 1 (dBm/RBW)	Port 2 (dBm/RBW)	Port 3 (dBm/RBW)	Port 4 (dBm/RBW)	PD (dBm/RBW)	PD Limit (dBm/RBW)	EIRP PD (dBm/RBW)	EIRP PD Limit (dBm/RBW)
802.11ax HEW20-BF_Nss1,(MCS0)_4TX	-	-	-	-	-	-	-	-	-	-
5500MHz	Pass	11.65	-2.25	-0.74	-2.01	-1.96	4.27	5.35	15.92	17.00
5580MHz	Pass	11.65	-2.11	-0.50	-1.77	-1.90	4.47	5.35	16.12	17.00
5700MHz	Pass	11.65	-1.94	-0.63	-1.74	-2.12	4.21	5.35	15.86	17.00
5720MHz Straddle 5.47-5.725GHz	Pass	11.65	-1.47	-0.27	-1.10	-1.46	4.73	5.35	16.38	17.00
5720MHz Straddle 5.725-5.85GHz	Pass	11.65	-3.67	-2.16	-3.43	-3.77	2.69	24.35	14.34	36.00
802.11ax HEW40-BF_Nss1,(MCS0)_4TX	-	-	-	-	-	-	-	-	-	-
5510MHz	Pass	11.65	-4.87	-3.84	-5.12	-4.77	1.16	5.35	12.81	17.00
5550MHz	Pass	11.65	-4.47	-3.14	-4.77	-4.86	1.38	5.35	13.03	17.00
5670MHz	Pass	11.65	-5.72	-4.17	-5.13	-5.51	0.59	5.35	12.24	17.00
5710MHz Straddle 5.47-5.725GHz	Pass	11.65	-3.68	-2.86	-3.82	-4.32	2.17	5.35	13.82	17.00
5710MHz Straddle 5.725-5.85GHz	Pass	11.65	-7.64	-6.56	-7.73	-8.02	-1.46	24.35	10.19	36.00
802.11ax HEW80-BF_Nss1,(MCS0)_4TX	-	-	-	-	-	-	-	-	-	-
5530MHz	Pass	11.65	-7.17	-5.03	-7.25	-6.75	-2.19	5.35	9.46	17.00
5610MHz	Pass	11.65	-7.67	-5.36	-6.72	-7.78	-2.54	5.35	9.11	17.00
5690MHz Straddle 5.47-5.725GHz	Pass	11.65	-7.25	-5.70	-7.21	-6.34	-0.99	5.35	10.66	17.00
5690MHz Straddle 5.725-5.85GHz	Pass	11.65	-13.06	-9.49	-12.00	-12.23	-5.62	24.35	6.03	36.00
802.11ax HEW160-BF_Nss1,(MCS0)_4TX	-	-	-	-	-	-	-	-	-	-
5570MHz	Pass	11.65	-9.53	-6.50	-6.33	-7.34	-4.04	5.35	7.61	17.00

DG = Directional Gain; RBW = 500kHz for 5.725-5.85GHz band / 1MHz for other band;
 PD = trace bin-by-bin of each transmits port summing can be performed maximum power density; Port X = Port X Power Density;











Summary

Mode	Result	Type	Freq (Hz)	Level (dBuV/m)	Limit (dBuV/m)	Margin (dB)	Dist (m)	Condition	Azimuth (°)	Height (m)
5.25-5.35GHz	-	-	-	-	-	-	-	-	-	-
802.11a_Nss1,(6Mbps)_4TX	Pass	AV	5.35G	53.69	54.00	-0.31	3	Vertical	180	1.80
802.11ax HEW20_Nss1,(MCS0)_4TX	Pass	AV	5.35G	53.20	54.00	-0.80	3	Vertical	161	1.87
802.11ax HEW40_Nss1,(MCS0)_4TX	Pass	AV	5.3572G	53.16	54.00	-0.84	3	Vertical	185	2.10
802.11ax HEW80_Nss1,(MCS0)_4TX	Pass	AV	5.355G	53.85	54.00	-0.15	3	Vertical	186	2.28
802.11ax HEW80+80_Nss1,(MCS0)_4TX	Pass	AV	5.37G	53.34	54.00	-0.66	3	Vertical	183	1.97
5.47-5.725GHz	-	-	-	-	-	-	-	-	-	-
802.11a_Nss1,(6Mbps)_4TX	Pass	PK	5.7276G	66.62	68.20	-1.58	3	Vertical	158	1.85
802.11ax HEW20_Nss1,(MCS0)_4TX	Pass	PK	5.4678G	67.51	68.20	-0.69	3	Vertical	153	1.99
802.11ax HEW40_Nss1,(MCS0)_4TX	Pass	PK	5.4692G	68.05	68.20	-0.15	3	Vertical	212	2.03
802.11ax HEW80_Nss1,(MCS0)_4TX	Pass	PK	5.463G	67.83	68.20	-0.37	3	Vertical	186	2.09
802.11ax HEW80+80_Nss1,(MCS0)_4TX	Pass	AV	5.3696G	51.95	54.00	-2.05	3	Vertical	182	1.89



Result

Mode	Result	Type	Freq (Hz)	Level (dBuV/m)	Limit (dBuV/m)	Margin (dB)	Dist (m)	Condition	Azimuth (°)	Height (m)
802.11a_Nss1_(6Mbps)_4TX	-	-	-	-	-	-	-	-	-	-
5260MHz	Pass	AV	5.1496G	49.65	54.00	-4.35	3	Vertical	176	2.02
5260MHz	Pass	AV	5.2528G	115.49	Inf	-Inf	3	Vertical	176	2.02
5260MHz	Pass	AV	5.3512G	49.94	54.00	-4.06	3	Vertical	176	2.02
5260MHz	Pass	PK	5.1412G	63.08	74.00	-10.92	3	Vertical	176	2.02
5260MHz	Pass	PK	5.2528G	118.93	Inf	-Inf	3	Vertical	176	2.02
5260MHz	Pass	PK	5.3812G	65.07	74.00	-8.93	3	Vertical	176	2.02
5260MHz	Pass	AV	15.7866G	45.85	54.00	-8.15	3	Vertical	19	1.57
5260MHz	Pass	PK	10.5221G	54.00	68.20	-14.20	3	Vertical	26	1.50
5260MHz	Pass	PK	15.78492G	59.97	74.00	-14.03	3	Vertical	19	1.57
5260MHz	Pass	AV	15.78516G	51.65	54.00	-2.35	3	Horizontal	298	1.50
5260MHz	Pass	PK	10.51676G	52.56	68.20	-15.64	3	Horizontal	340	1.44
5260MHz	Pass	PK	15.78612G	66.05	74.00	-7.95	3	Horizontal	298	1.50
5300MHz	Pass	AV	5.3036G	115.99	Inf	-Inf	3	Vertical	180	1.80
5300MHz	Pass	AV	5.35G	53.69	54.00	-0.31	3	Vertical	180	1.80
5300MHz	Pass	PK	5.3028G	125.39	Inf	-Inf	3	Vertical	180	1.80
5300MHz	Pass	PK	5.3508G	68.99	74.00	-5.01	3	Vertical	180	1.80
5300MHz	Pass	AV	15.90054G	52.51	54.00	-1.49	3	Vertical	4	2.64
5300MHz	Pass	PK	10.60036G	57.78	74.00	-16.22	3	Vertical	0	2.00
5300MHz	Pass	PK	15.8994G	65.48	74.00	-8.52	3	Vertical	4	2.64
5300MHz	Pass	AV	10.60012G	40.75	54.00	-13.25	3	Horizontal	352	1.32
5300MHz	Pass	AV	15.8994G	51.83	54.00	-2.17	3	Horizontal	47	1.03
5300MHz	Pass	PK	10.59748G	53.12	68.20	-15.08	3	Horizontal	352	1.32
5300MHz	Pass	PK	15.89652G	65.27	74.00	-8.73	3	Horizontal	47	1.03
5320MHz	Pass	AV	5.3244G	114.86	Inf	-Inf	3	Vertical	186	2.03
5320MHz	Pass	AV	5.3506G	53.03	54.00	-0.97	3	Vertical	186	2.03
5320MHz	Pass	PK	5.3252G	124.30	Inf	-Inf	3	Vertical	186	2.03
5320MHz	Pass	PK	5.352G	68.96	74.00	-5.04	3	Vertical	186	2.03
5320MHz	Pass	AV	10.63994G	43.20	54.00	-10.80	3	Vertical	303	1.41
5320MHz	Pass	AV	15.95736G	45.28	54.00	-8.72	3	Vertical	29	2.03
5320MHz	Pass	PK	10.6328G	51.98	74.00	-22.02	3	Vertical	303	1.41
5320MHz	Pass	PK	15.95904G	58.48	74.00	-15.52	3	Vertical	29	2.03
5320MHz	Pass	AV	10.64G	41.56	54.00	-12.44	3	Horizontal	357	1.44
5320MHz	Pass	AV	15.96684G	44.72	54.00	-9.28	3	Horizontal	46	1.50
5320MHz	Pass	PK	10.63826G	53.53	74.00	-20.47	3	Horizontal	357	1.44
5320MHz	Pass	PK	15.96894G	58.63	74.00	-15.37	3	Horizontal	46	1.50
5500MHz	Pass	AV	5.4578G	49.01	54.00	-4.99	3	Vertical	184	2.08
5500MHz	Pass	AV	5.498G	113.06	Inf	-Inf	3	Vertical	184	2.08
5500MHz	Pass	PK	5.4596G	63.64	74.00	-10.36	3	Vertical	184	2.08
5500MHz	Pass	PK	5.4698G	66.17	68.20	-2.03	3	Vertical	184	2.08
5500MHz	Pass	PK	5.4974G	122.32	Inf	-Inf	3	Vertical	184	2.08
5500MHz	Pass	AV	11.00006G	42.29	54.00	-11.71	3	Vertical	359	1.50
5500MHz	Pass	PK	11.0045G	52.27	74.00	-21.73	3	Vertical	359	1.50
5500MHz	Pass	PK	16.4961G	58.98	68.20	-9.22	3	Vertical	3	1.50
5500MHz	Pass	AV	11.00006G	42.62	54.00	-11.38	3	Horizontal	62	1.62
5500MHz	Pass	PK	11.00012G	52.17	74.00	-21.83	3	Horizontal	62	1.62
5500MHz	Pass	PK	16.49148G	58.93	68.20	-9.27	3	Horizontal	24	1.94
5580MHz	Pass	AV	5.436G	47.12	54.00	-6.88	3	Vertical	218	2.02
5580MHz	Pass	AV	5.5812G	114.52	Inf	-Inf	3	Vertical	218	2.02
5580MHz	Pass	PK	5.4588G	63.24	74.00	-10.76	3	Vertical	218	2.02
5580MHz	Pass	PK	5.4606G	62.25	68.20	-5.95	3	Vertical	218	2.02
5580MHz	Pass	PK	5.5812G	123.59	Inf	-Inf	3	Vertical	218	2.02
5580MHz	Pass	PK	5.7288G	59.68	68.20	-8.52	3	Vertical	218	2.02
5580MHz	Pass	AV	11.15784G	49.06	54.00	-4.94	3	Vertical	50	1.43
5580MHz	Pass	PK	11.15802G	61.44	74.00	-12.56	3	Vertical	50	1.43
5580MHz	Pass	PK	16.73706G	66.56	68.20	-1.64	3	Vertical	26	2.73
5580MHz	Pass	AV	11.15766G	48.51	54.00	-5.49	3	Horizontal	347	1.49
5580MHz	Pass	PK	11.1582G	61.22	74.00	-12.78	3	Horizontal	347	1.49
5580MHz	Pass	PK	16.73982G	65.98	68.20	-2.22	3	Horizontal	352	1.50
5700MHz	Pass	AV	5.6928G	110.57	Inf	-Inf	3	Vertical	158	1.85
5700MHz	Pass	PK	5.6932G	119.79	Inf	-Inf	3	Vertical	158	1.85



RSE TX above 1GHz_Non-Beamforming_Radio 2

Appendix D.1

Mode	Result	Type	Freq (Hz)	Level (dBuV/m)	Limit (dBuV/m)	Margin (dB)	Dist (m)	Condition	Azimuth (°)	Height (m)
5700MHz	Pass	PK	5.7276G	66.62	68.20	-1.58	3	Vertical	158	1.85
5700MHz	Pass	AV	11.4G	43.58	54.00	-10.42	3	Vertical	335	1.50
5700MHz	Pass	PK	11.39988G	54.15	74.00	-19.85	3	Vertical	335	1.50
5700MHz	Pass	PK	17.0943G	58.48	68.20	-9.72	3	Vertical	72	1.50
5700MHz	Pass	AV	11.4G	43.66	54.00	-10.34	3	Horizontal	356	2.23
5700MHz	Pass	PK	11.40132G	56.57	74.00	-17.43	3	Horizontal	356	2.23
5700MHz	Pass	PK	17.0937G	60.00	68.20	-8.20	3	Horizontal	162	1.50
5720MHz Straddle 5.47-5.725GHz	Pass	AV	5.42G	47.49	54.00	-6.51	3	Vertical	177	2.01
5720MHz Straddle 5.47-5.725GHz	Pass	AV	5.7248G	117.78	Inf	-Inf	3	Vertical	177	2.01
5720MHz Straddle 5.47-5.725GHz	Pass	PK	5.4392G	60.01	74.00	-13.99	3	Vertical	177	2.01
5720MHz Straddle 5.47-5.725GHz	Pass	PK	5.462G	58.27	68.20	-9.93	3	Vertical	177	2.01
5720MHz Straddle 5.47-5.725GHz	Pass	PK	5.7248G	127.52	Inf	-Inf	3	Vertical	177	2.01
5720MHz Straddle 5.47-5.725GHz	Pass	PK	5.858G	58.01	68.20	-10.19	3	Vertical	177	2.01
5720MHz Straddle 5.47-5.725GHz	Pass	AV	11.44606G	47.95	54.00	-6.05	3	Vertical	334	1.49
5720MHz Straddle 5.47-5.725GHz	Pass	PK	11.44486G	60.65	74.00	-13.35	3	Vertical	334	1.49
5720MHz Straddle 5.47-5.725GHz	Pass	PK	17.15796G	64.28	68.20	-3.92	3	Vertical	315	2.40
5720MHz Straddle 5.47-5.725GHz	Pass	AV	11.4457G	50.56	54.00	-3.44	3	Horizontal	14	1.73
5720MHz Straddle 5.47-5.725GHz	Pass	PK	11.44534G	63.25	74.00	-10.75	3	Horizontal	14	1.73
5720MHz Straddle 5.47-5.725GHz	Pass	PK	17.1684G	66.56	68.20	-1.64	3	Horizontal	28	2.88
802.11ax HEW20_Nss1_(MCS0)_4TX	-	-	-	-	-	-	-	-	-	-
5260MHz	Pass	AV	5.1484G	49.36	54.00	-4.64	3	Vertical	178	1.92
5260MHz	Pass	AV	5.2558G	118.37	Inf	-Inf	3	Vertical	178	1.92
5260MHz	Pass	AV	5.35G	50.07	54.00	-3.93	3	Vertical	178	1.92
5260MHz	Pass	PK	5.1388G	63.07	74.00	-10.93	3	Vertical	178	1.92
5260MHz	Pass	PK	5.2546G	128.09	Inf	-Inf	3	Vertical	178	1.92
5260MHz	Pass	PK	5.3788G	64.66	74.00	-9.34	3	Vertical	178	1.92
5260MHz	Pass	AV	15.7755G	45.66	54.00	-8.34	3	Vertical	9	2.07
5260MHz	Pass	PK	10.5155G	52.19	68.20	-16.01	3	Vertical	309	1.50
5260MHz	Pass	PK	15.777G	59.42	74.00	-14.58	3	Vertical	9	2.07
5260MHz	Pass	AV	15.78558G	52.33	54.00	-1.67	3	Horizontal	296	1.60
5260MHz	Pass	PK	10.5176G	52.74	68.20	-15.46	3	Horizontal	332	1.44
5260MHz	Pass	PK	15.78462G	66.25	74.00	-7.75	3	Horizontal	296	1.60
5300MHz	Pass	AV	5.2912G	115.94	Inf	-Inf	3	Vertical	161	1.87
5300MHz	Pass	AV	5.35G	53.20	54.00	-0.80	3	Vertical	161	1.87
5300MHz	Pass	PK	5.292G	127.61	Inf	-Inf	3	Vertical	161	1.87
5300MHz	Pass	PK	5.356G	68.94	74.00	-5.06	3	Vertical	161	1.87
5300MHz	Pass	AV	15.89676G	48.45	54.00	-5.55	3	Vertical	9	2.16
5300MHz	Pass	PK	10.59892G	54.83	68.20	-13.37	3	Vertical	307	1.50
5300MHz	Pass	PK	15.89874G	65.00	74.00	-9.00	3	Vertical	9	2.16
5300MHz	Pass	AV	15.90672G	49.26	54.00	-4.74	3	Horizontal	301	1.50
5300MHz	Pass	PK	10.59544G	55.49	68.20	-12.71	3	Horizontal	328	1.37
5300MHz	Pass	PK	15.90702G	66.41	74.00	-7.59	3	Horizontal	301	1.50
5320MHz	Pass	AV	5.3136G	111.04	Inf	-Inf	3	Vertical	152	1.81
5320MHz	Pass	AV	5.3528G	52.87	54.00	-1.13	3	Vertical	152	1.81
5320MHz	Pass	PK	5.3142G	123.82	Inf	-Inf	3	Vertical	152	1.81
5320MHz	Pass	PK	5.3536G	69.68	74.00	-4.32	3	Vertical	152	1.81
5320MHz	Pass	AV	10.6373G	40.32	54.00	-13.68	3	Vertical	23	1.48
5320MHz	Pass	AV	15.96984G	42.79	54.00	-11.21	3	Vertical	211	1.50
5320MHz	Pass	PK	10.63682G	52.92	74.00	-21.08	3	Vertical	23	1.48
5320MHz	Pass	PK	15.95406G	57.62	74.00	-16.38	3	Vertical	211	1.50
5320MHz	Pass	AV	10.63628G	41.07	54.00	-12.93	3	Horizontal	322	1.39
5320MHz	Pass	AV	15.95964G	42.82	54.00	-11.18	3	Horizontal	0	1.50
5320MHz	Pass	PK	10.64G	53.99	74.00	-20.01	3	Horizontal	322	1.39
5320MHz	Pass	PK	15.94782G	56.58	74.00	-17.42	3	Horizontal	0	1.50
5500MHz	Pass	AV	5.4558G	49.13	54.00	-4.87	3	Vertical	153	1.99
5500MHz	Pass	AV	5.4954G	112.68	Inf	-Inf	3	Vertical	153	1.99
5500MHz	Pass	PK	5.4552G	62.78	74.00	-11.22	3	Vertical	153	1.99
5500MHz	Pass	PK	5.4678G	67.51	68.20	-0.69	3	Vertical	153	1.99
5500MHz	Pass	PK	5.4948G	125.60	Inf	-Inf	3	Vertical	153	1.99
5500MHz	Pass	AV	11.00354G	44.30	54.00	-9.70	3	Vertical	318	1.50
5500MHz	Pass	PK	11.00456G	58.07	74.00	-15.93	3	Vertical	318	1.50
5500MHz	Pass	PK	16.50138G	58.59	68.20	-9.61	3	Vertical	356	2.06



RSE TX above 1GHz_Non-Beamforming_Radio 2

Appendix D.1

Mode	Result	Type	Freq (Hz)	Level (dBuV/m)	Limit (dBuV/m)	Margin (dB)	Dist (m)	Condition	Azimuth (°)	Height (m)
5500MHz	Pass	AV	11.00306G	41.24	54.00	-12.76	3	Horizontal	264	1.60
5500MHz	Pass	PK	11.00432G	54.78	74.00	-19.22	3	Horizontal	264	1.60
5500MHz	Pass	PK	16.4922G	58.72	68.20	-9.48	3	Horizontal	323	1.49
5580MHz	Pass	AV	5.4306G	46.43	54.00	-7.57	3	Vertical	179	1.98
5580MHz	Pass	AV	5.5758G	114.44	Inf	-Inf	3	Vertical	179	1.98
5580MHz	Pass	PK	5.4576G	60.14	74.00	-13.86	3	Vertical	179	1.98
5580MHz	Pass	PK	5.4654G	57.92	68.20	-10.28	3	Vertical	179	1.98
5580MHz	Pass	PK	5.5758G	127.30	Inf	-Inf	3	Vertical	179	1.98
5580MHz	Pass	PK	5.7258G	59.41	68.20	-8.79	3	Vertical	179	1.98
5580MHz	Pass	AV	11.15592G	47.71	54.00	-6.29	3	Vertical	302	1.50
5580MHz	Pass	PK	11.15436G	61.79	74.00	-12.21	3	Vertical	302	1.50
5580MHz	Pass	PK	16.7505G	60.83	68.20	-7.37	3	Vertical	11	2.02
5580MHz	Pass	AV	11.15442G	45.16	54.00	-8.84	3	Horizontal	337	1.50
5580MHz	Pass	PK	11.15214G	58.50	74.00	-15.50	3	Horizontal	337	1.50
5580MHz	Pass	PK	16.74948G	67.16	68.20	-1.04	3	Horizontal	300	2.74
5700MHz	Pass	AV	5.698G	112.21	Inf	-Inf	3	Vertical	169	2.09
5700MHz	Pass	PK	5.698G	125.92	Inf	-Inf	3	Vertical	169	2.09
5700MHz	Pass	PK	5.7252G	66.05	68.20	-2.15	3	Vertical	169	2.09
5700MHz	Pass	AV	11.4G	41.89	54.00	-12.11	3	Vertical	329	2.37
5700MHz	Pass	PK	11.39982G	52.34	74.00	-21.66	3	Vertical	329	2.37
5700MHz	Pass	PK	17.11356G	58.80	68.20	-9.40	3	Vertical	67	1.50
5700MHz	Pass	AV	11.40006G	41.56	54.00	-12.44	3	Horizontal	344	2.20
5700MHz	Pass	PK	11.40264G	56.48	74.00	-17.52	3	Horizontal	344	2.20
5700MHz	Pass	PK	17.09748G	58.54	68.20	-9.66	3	Horizontal	254	3.00
5720MHz Straddle 5.47-5.725GHz	Pass	AV	5.4212G	47.23	54.00	-6.77	3	Vertical	180	1.87
5720MHz Straddle 5.47-5.725GHz	Pass	AV	5.7224G	115.18	Inf	-Inf	3	Vertical	180	1.87
5720MHz Straddle 5.47-5.725GHz	Pass	PK	5.4464G	59.79	74.00	-14.21	3	Vertical	180	1.87
5720MHz Straddle 5.47-5.725GHz	Pass	PK	5.4668G	58.67	68.20	-9.53	3	Vertical	180	1.87
5720MHz Straddle 5.47-5.725GHz	Pass	PK	5.7236G	126.17	Inf	-Inf	3	Vertical	180	1.87
5720MHz Straddle 5.47-5.725GHz	Pass	PK	5.8712G	58.92	68.20	-9.28	3	Vertical	180	1.87
5720MHz Straddle 5.47-5.725GHz	Pass	AV	11.43568G	48.92	54.00	-5.08	3	Vertical	328	1.50
5720MHz Straddle 5.47-5.725GHz	Pass	PK	11.43484G	62.35	74.00	-11.65	3	Vertical	328	1.50
5720MHz Straddle 5.47-5.725GHz	Pass	PK	17.16474G	65.85	68.20	-2.35	3	Vertical	1	2.88
5720MHz Straddle 5.47-5.725GHz	Pass	AV	11.43574G	46.66	54.00	-7.34	3	Horizontal	20	1.61
5720MHz Straddle 5.47-5.725GHz	Pass	PK	11.4355G	59.50	74.00	-14.50	3	Horizontal	20	1.61
5720MHz Straddle 5.47-5.725GHz	Pass	PK	17.14902G	65.26	68.20	-2.94	3	Horizontal	360	2.93
802.11ax HEW40_Nss1,(MCS0)_4TX	-	-	-	-	-	-	-	-	-	-
5270MHz	Pass	AV	5.2632G	111.01	Inf	-Inf	3	Vertical	151	1.88
5270MHz	Pass	AV	5.3564G	52.38	54.00	-1.62	3	Vertical	151	1.88
5270MHz	Pass	PK	5.2832G	122.70	Inf	-Inf	3	Vertical	151	1.88
5270MHz	Pass	PK	5.3564G	66.48	74.00	-7.52	3	Vertical	151	1.88
5270MHz	Pass	AV	15.82152G	41.97	54.00	-12.03	3	Vertical	36	2.20
5270MHz	Pass	PK	10.54048G	49.94	68.20	-18.26	3	Vertical	4	2.28
5270MHz	Pass	PK	15.83208G	55.33	74.00	-18.67	3	Vertical	36	2.20
5270MHz	Pass	AV	15.80052G	44.67	54.00	-9.33	3	Horizontal	19	1.84
5270MHz	Pass	PK	10.52608G	50.40	68.20	-17.80	3	Horizontal	356	1.54
5270MHz	Pass	PK	15.80988G	59.47	74.00	-14.53	3	Horizontal	19	1.84
5310MHz	Pass	AV	5.3176G	106.84	Inf	-Inf	3	Vertical	185	2.10
5310MHz	Pass	AV	5.3572G	53.16	54.00	-0.84	3	Vertical	185	2.10
5310MHz	Pass	PK	5.3184G	119.40	Inf	-Inf	3	Vertical	185	2.10
5310MHz	Pass	PK	5.356G	68.83	74.00	-5.17	3	Vertical	185	2.10
5310MHz	Pass	AV	10.62G	42.67	54.00	-11.33	3	Vertical	301	1.50
5310MHz	Pass	AV	15.94548G	42.76	54.00	-11.24	3	Vertical	308	1.49
5310MHz	Pass	PK	10.62G	51.70	74.00	-22.30	3	Vertical	301	1.50
5310MHz	Pass	PK	15.93396G	55.82	74.00	-18.18	3	Vertical	308	1.49
5310MHz	Pass	AV	10.62G	40.40	54.00	-13.60	3	Horizontal	355	2.90
5310MHz	Pass	AV	15.95772G	42.72	54.00	-11.28	3	Horizontal	92	1.50
5310MHz	Pass	PK	10.63428G	50.67	74.00	-23.33	3	Horizontal	355	2.90
5310MHz	Pass	PK	15.94656G	56.16	74.00	-17.84	3	Horizontal	92	1.50
5510MHz	Pass	AV	5.45G	47.65	54.00	-6.35	3	Vertical	212	2.03
5510MHz	Pass	AV	5.5092G	106.26	Inf	-Inf	3	Vertical	212	2.03
5510MHz	Pass	PK	5.4496G	59.83	74.00	-14.17	3	Vertical	212	2.03



RSE TX above 1GHz_Non-Beamforming_Radio 2

Appendix D.1

Mode	Result	Type	Freq (Hz)	Level (dBuV/m)	Limit (dBuV/m)	Margin (dB)	Dist (m)	Condition	Azimuth (°)	Height (m)
5510MHz	Pass	PK	5.4692G	68.05	68.20	-0.15	3	Vertical	212	2.03
5510MHz	Pass	PK	5.5084G	116.92	Inf	-Inf	3	Vertical	212	2.03
5510MHz	Pass	AV	11.02G	41.95	54.00	-12.05	3	Vertical	357	1.40
5510MHz	Pass	PK	11.02G	51.41	74.00	-22.59	3	Vertical	357	1.40
5510MHz	Pass	PK	16.55436G	58.00	68.20	-10.20	3	Vertical	358	1.50
5510MHz	Pass	AV	11.02G	41.52	54.00	-12.48	3	Horizontal	60	1.64
5510MHz	Pass	PK	11.02G	51.02	74.00	-22.98	3	Horizontal	60	1.64
5510MHz	Pass	PK	16.53804G	58.00	68.20	-10.20	3	Horizontal	0	2.95
5550MHz	Pass	AV	5.4568G	49.93	54.00	-4.07	3	Vertical	177	1.96
5550MHz	Pass	AV	5.5448G	110.37	Inf	-Inf	3	Vertical	177	1.96
5550MHz	Pass	PK	5.4552G	62.50	74.00	-11.50	3	Vertical	177	1.96
5550MHz	Pass	PK	5.466G	63.97	68.20	-4.23	3	Vertical	177	1.96
5550MHz	Pass	PK	5.5456G	122.17	Inf	-Inf	3	Vertical	177	1.96
5550MHz	Pass	AV	11.1042G	45.03	54.00	-8.97	3	Vertical	3	1.59
5550MHz	Pass	PK	11.10552G	57.66	74.00	-16.34	3	Vertical	3	1.59
5550MHz	Pass	PK	16.64124G	58.82	68.20	-9.38	3	Vertical	24	1.50
5550MHz	Pass	AV	11.10012G	41.92	54.00	-12.08	3	Horizontal	10	2.39
5550MHz	Pass	PK	11.11884G	54.71	74.00	-19.29	3	Horizontal	10	2.39
5550MHz	Pass	PK	16.65288G	57.65	68.20	-10.55	3	Horizontal	316	1.03
5670MHz	Pass	AV	5.6778G	110.05	Inf	-Inf	3	Vertical	152	1.89
5670MHz	Pass	PK	5.679G	121.98	Inf	-Inf	3	Vertical	152	1.89
5670MHz	Pass	PK	5.7264G	67.02	68.20	-1.18	3	Vertical	152	1.89
5670MHz	Pass	AV	11.34G	42.69	54.00	-11.31	3	Vertical	337	1.50
5670MHz	Pass	PK	11.34024G	52.81	74.00	-21.19	3	Vertical	337	1.50
5670MHz	Pass	PK	17.02548G	59.11	68.20	-9.09	3	Vertical	4	1.50
5670MHz	Pass	AV	11.34G	40.00	54.00	-14.00	3	Horizontal	20	1.50
5670MHz	Pass	PK	11.3688G	51.71	74.00	-22.29	3	Horizontal	20	1.50
5670MHz	Pass	PK	17.01948G	58.85	68.20	-9.35	3	Horizontal	352	1.50
5710MHz Straddle 5.47-5.725GHz	Pass	AV	5.416G	45.57	54.00	-8.43	3	Vertical	157	1.93
5710MHz Straddle 5.47-5.725GHz	Pass	AV	5.704G	109.99	Inf	-Inf	3	Vertical	157	1.93
5710MHz Straddle 5.47-5.725GHz	Pass	PK	5.4472G	57.96	74.00	-16.04	3	Vertical	157	1.93
5710MHz Straddle 5.47-5.725GHz	Pass	PK	5.4664G	57.23	68.20	-10.97	3	Vertical	157	1.93
5710MHz Straddle 5.47-5.725GHz	Pass	PK	5.704G	121.87	Inf	-Inf	3	Vertical	157	1.93
5710MHz Straddle 5.47-5.725GHz	Pass	PK	5.8564G	68.02	68.20	-0.18	3	Vertical	157	1.93
5710MHz Straddle 5.47-5.725GHz	Pass	AV	11.4326G	46.97	54.00	-7.03	3	Vertical	355	1.91
5710MHz Straddle 5.47-5.725GHz	Pass	PK	11.43368G	60.61	74.00	-13.39	3	Vertical	355	1.91
5710MHz Straddle 5.47-5.725GHz	Pass	PK	17.12796G	59.04	68.20	-9.16	3	Vertical	314	1.50
5710MHz Straddle 5.47-5.725GHz	Pass	AV	11.4248G	45.48	54.00	-8.52	3	Horizontal	358	2.16
5710MHz Straddle 5.47-5.725GHz	Pass	PK	11.40104G	58.53	74.00	-15.47	3	Horizontal	358	2.16
5710MHz Straddle 5.47-5.725GHz	Pass	PK	17.10768G	63.23	68.20	-4.97	3	Horizontal	31	2.96
802.11ax HEW80_Nss1,(MCS0)_4TX	-	-	-	-	-	-	-	-	-	-
5290MHz	Pass	AV	5.134G	45.51	54.00	-8.49	3	Vertical	186	2.28
5290MHz	Pass	AV	5.294G	100.17	Inf	-Inf	3	Vertical	186	2.28
5290MHz	Pass	AV	5.355G	53.85	54.00	-0.15	3	Vertical	186	2.28
5290MHz	Pass	PK	5.132G	57.46	74.00	-16.54	3	Vertical	186	2.28
5290MHz	Pass	PK	5.294G	112.37	Inf	-Inf	3	Vertical	186	2.28
5290MHz	Pass	PK	5.353G	65.66	74.00	-8.34	3	Vertical	186	2.28
5290MHz	Pass	PK	5.493G	55.38	68.20	-12.82	3	Vertical	186	2.28
5290MHz	Pass	AV	15.9024G	42.63	54.00	-11.37	3	Vertical	360	1.50
5290MHz	Pass	PK	10.6076G	50.18	74.00	-23.82	3	Vertical	299	1.49
5290MHz	Pass	PK	15.90096G	57.00	74.00	-17.00	3	Vertical	360	1.50
5290MHz	Pass	AV	15.90024G	42.53	54.00	-11.47	3	Horizontal	164	1.54
5290MHz	Pass	PK	10.63208G	50.54	74.00	-23.46	3	Horizontal	24	1.23
5290MHz	Pass	PK	15.9048G	56.33	74.00	-17.67	3	Horizontal	164	1.54
5530MHz	Pass	AV	5.35G	44.88	54.00	-9.12	3	Vertical	186	2.09
5530MHz	Pass	AV	5.449G	52.83	54.00	-1.17	3	Vertical	186	2.09
5530MHz	Pass	AV	5.524G	102.87	Inf	-Inf	3	Vertical	186	2.09
5530MHz	Pass	PK	5.344G	57.29	68.20	-10.91	3	Vertical	186	2.09
5530MHz	Pass	PK	5.444G	66.55	74.00	-7.45	3	Vertical	186	2.09
5530MHz	Pass	PK	5.463G	67.83	68.20	-0.37	3	Vertical	186	2.09
5530MHz	Pass	PK	5.524G	114.40	Inf	-Inf	3	Vertical	186	2.09
5530MHz	Pass	PK	5.739G	56.97	68.20	-11.23	3	Vertical	186	2.09



RSE TX above 1GHz_Non-Beamforming_Radio 2

Appendix D.1

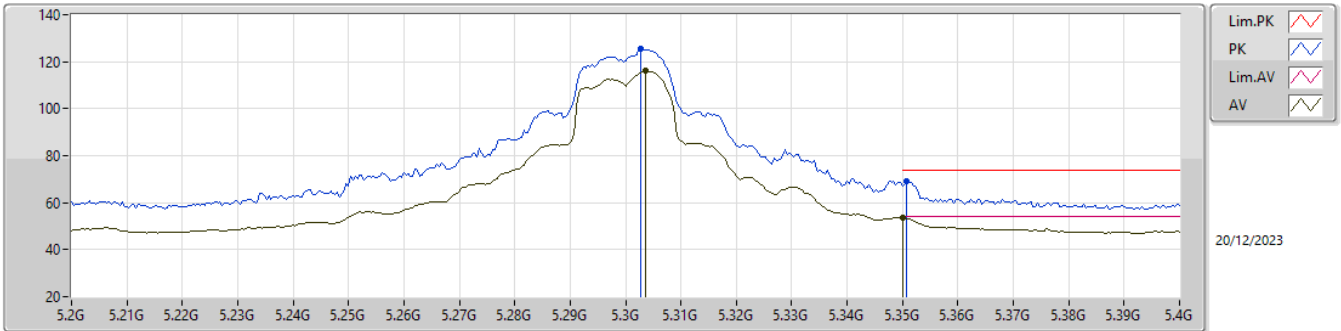
Mode	Result	Type	Freq (Hz)	Level (dBuV/m)	Limit (dBuV/m)	Margin (dB)	Dist (m)	Condition	Azimuth (°)	Height (m)
5530MHz	Pass	AV	11.06G	40.94	54.00	-13.06	3	Vertical	0	2.78
5530MHz	Pass	PK	11.06024G	50.79	74.00	-23.21	3	Vertical	0	2.78
5530MHz	Pass	PK	16.57344G	57.34	68.20	-10.86	3	Vertical	38	1.50
5530MHz	Pass	AV	11.06G	40.84	54.00	-13.16	3	Horizontal	62	2.00
5530MHz	Pass	PK	11.05976G	50.55	74.00	-23.45	3	Horizontal	62	2.00
5530MHz	Pass	PK	16.5516G	57.66	68.20	-10.54	3	Horizontal	190	2.99
5610MHz	Pass	AV	5.376G	45.78	54.00	-8.22	3	Vertical	148	1.88
5610MHz	Pass	AV	5.627G	104.35	Inf	-Inf	3	Vertical	148	1.88
5610MHz	Pass	PK	5.414G	58.26	74.00	-15.74	3	Vertical	148	1.88
5610MHz	Pass	PK	5.464G	56.55	68.20	-11.65	3	Vertical	148	1.88
5610MHz	Pass	PK	5.627G	115.75	Inf	-Inf	3	Vertical	148	1.88
5610MHz	Pass	PK	5.731G	66.82	68.20	-1.38	3	Vertical	148	1.88
5610MHz	Pass	AV	11.22G	41.48	54.00	-12.52	3	Vertical	356	1.51
5610MHz	Pass	PK	11.24448G	52.28	74.00	-21.72	3	Vertical	356	1.51
5610MHz	Pass	PK	16.8768G	58.71	68.20	-9.49	3	Vertical	320	1.01
5610MHz	Pass	AV	11.22G	40.70	54.00	-13.30	3	Horizontal	15	1.72
5610MHz	Pass	PK	11.16744G	51.21	74.00	-22.79	3	Horizontal	15	1.72
5610MHz	Pass	PK	16.85784G	57.92	68.20	-10.28	3	Horizontal	349	2.86
5690MHz Straddle 5.47-5.725GHz	Pass	AV	5.444G	45.56	54.00	-8.44	3	Vertical	177	1.91
5690MHz Straddle 5.47-5.725GHz	Pass	AV	5.6924G	105.40	Inf	-Inf	3	Vertical	177	1.91
5690MHz Straddle 5.47-5.725GHz	Pass	PK	5.402G	58.50	74.00	-15.50	3	Vertical	177	1.91
5690MHz Straddle 5.47-5.725GHz	Pass	PK	5.4656G	57.78	68.20	-10.42	3	Vertical	177	1.91
5690MHz Straddle 5.47-5.725GHz	Pass	PK	5.6912G	117.28	Inf	-Inf	3	Vertical	177	1.91
5690MHz Straddle 5.47-5.725GHz	Pass	PK	5.852G	67.50	68.20	-0.70	3	Vertical	177	1.91
5690MHz Straddle 5.47-5.725GHz	Pass	AV	11.386G	42.64	54.00	-11.36	3	Vertical	356	1.49
5690MHz Straddle 5.47-5.725GHz	Pass	PK	11.40712G	55.90	74.00	-18.10	3	Vertical	356	1.49
5690MHz Straddle 5.47-5.725GHz	Pass	PK	17.04264G	59.00	68.20	-9.20	3	Vertical	32	1.01
5690MHz Straddle 5.47-5.725GHz	Pass	AV	11.40328G	41.75	54.00	-12.25	3	Horizontal	355	2.22
5690MHz Straddle 5.47-5.725GHz	Pass	PK	11.38408G	54.55	74.00	-19.45	3	Horizontal	355	2.22
5690MHz Straddle 5.47-5.725GHz	Pass	PK	17.11824G	59.09	68.20	-9.11	3	Horizontal	286	1.50
802.11ax HEW80+80_Nss1,(MCS0)_4TX	-	-	-	-	-	-	-	-	-	-
#5210MHz,#5290MHz	Pass	AV	5.13G	51.31	54.00	-2.69	3	Vertical	183	1.97
#5210MHz,#5290MHz	Pass	AV	5.22G	97.72	Inf	-Inf	3	Vertical	183	1.97
#5210MHz,#5290MHz	Pass	AV	5.37G	53.34	54.00	-0.66	3	Vertical	183	1.97
#5210MHz,#5290MHz	Pass	PK	5.1336G	65.09	74.00	-8.91	3	Vertical	183	1.97
#5210MHz,#5290MHz	Pass	PK	5.2212G	111.25	Inf	-Inf	3	Vertical	183	1.97
#5210MHz,#5290MHz	Pass	PK	5.352G	66.11	74.00	-7.89	3	Vertical	183	1.97
#5210MHz,#5290MHz	Pass	PK	5.4636G	58.10	68.20	-10.10	3	Vertical	183	1.97
#5210MHz,#5290MHz	Pass	AV	15.63286G	44.03	54.00	-9.97	3	Vertical	268	1.28
#5210MHz,#5290MHz	Pass	AV	15.86936G	42.74	54.00	-11.26	3	Vertical	254	2.39
#5210MHz,#5290MHz	Pass	PK	10.42028G	49.45	68.20	-18.75	3	Vertical	48	1.50
#5210MHz,#5290MHz	Pass	PK	10.57994G	50.17	68.20	-18.03	3	Vertical	61	2.50
#5210MHz,#5290MHz	Pass	PK	15.6253G	57.87	74.00	-16.13	3	Vertical	268	1.28
#5210MHz,#5290MHz	Pass	PK	15.86852G	55.94	74.00	-18.06	3	Vertical	254	2.39
#5210MHz,#5290MHz	Pass	AV	15.6266G	43.95	54.00	-10.05	3	Horizontal	136	1.57
#5210MHz,#5290MHz	Pass	AV	15.8731G	42.89	54.00	-11.11	3	Horizontal	196	1.47
#5210MHz,#5290MHz	Pass	PK	10.41986G	49.78	68.20	-18.42	3	Horizontal	98	1.50
#5210MHz,#5290MHz	Pass	PK	10.57986G	49.14	68.20	-19.06	3	Horizontal	33	1.50
#5210MHz,#5290MHz	Pass	PK	15.62972G	57.58	74.00	-16.42	3	Horizontal	136	1.57
#5210MHz,#5290MHz	Pass	PK	15.86536G	56.35	74.00	-17.65	3	Horizontal	196	1.47
#5530MHz,#5610MHz	Pass	AV	5.3696G	51.95	54.00	-2.05	3	Vertical	182	1.89
#5530MHz,#5610MHz	Pass	AV	5.6012G	98.00	Inf	-Inf	3	Vertical	182	1.89
#5530MHz,#5610MHz	Pass	PK	5.3384G	56.89	68.20	-11.31	3	Vertical	182	1.89
#5530MHz,#5610MHz	Pass	PK	5.45G	61.90	74.00	-12.10	3	Vertical	182	1.89
#5530MHz,#5610MHz	Pass	PK	5.468G	62.37	68.20	-5.83	3	Vertical	182	1.89
#5530MHz,#5610MHz	Pass	PK	5.6024G	109.71	Inf	-Inf	3	Vertical	182	1.89
#5530MHz,#5610MHz	Pass	PK	5.7392G	60.26	68.20	-7.94	3	Vertical	182	1.89
#5530MHz,#5610MHz	Pass	AV	11.0599G	39.89	54.00	-14.11	3	Vertical	32	1.58
#5530MHz,#5610MHz	Pass	AV	11.21992G	42.68	54.00	-11.32	3	Vertical	34	2.52
#5530MHz,#5610MHz	Pass	PK	11.0599G	49.90	74.00	-24.10	3	Vertical	32	1.58
#5530MHz,#5610MHz	Pass	PK	11.21974G	51.00	74.00	-23.00	3	Vertical	34	2.52
#5530MHz,#5610MHz	Pass	PK	16.59476G	58.41	68.20	-9.79	3	Vertical	230	2.84



Mode	Result	Type	Freq (Hz)	Level (dBuV/m)	Limit (dBuV/m)	Margin (dB)	Dist (m)	Condition	Azimuth (°)	Height (m)
#5530MHz,#5610MHz	Pass	PK	16.82668G	56.58	68.20	-11.62	3	Vertical	200	1.72
#5530MHz,#5610MHz	Pass	AV	11.05986G	40.17	54.00	-13.83	3	Horizontal	43	1.68
#5530MHz,#5610MHz	Pass	AV	11.21992G	40.01	54.00	-13.99	3	Horizontal	60	2.49
#5530MHz,#5610MHz	Pass	PK	11.05996G	50.01	74.00	-23.99	3	Horizontal	43	1.68
#5530MHz,#5610MHz	Pass	PK	11.22012G	50.66	74.00	-23.34	3	Horizontal	60	2.49
#5530MHz,#5610MHz	Pass	PK	16.58522G	58.62	68.20	-9.58	3	Horizontal	45	1.63
#5530MHz,#5610MHz	Pass	PK	16.82566G	57.01	68.20	-11.19	3	Horizontal	16	1.65

5.25-5.35GHz_802.11a_Nss1,(6Mbps)_4TX

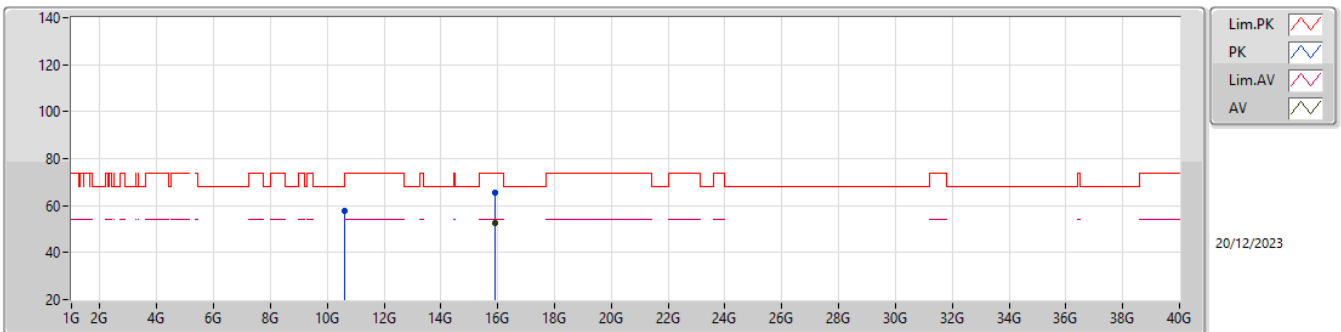
5300MHz_TX



Type	Freq (Hz)	Level (dBuV/m)	Limit (dBuV/m)	Margin (dB)	Factor (dB)	Dist (m)	Condition	Azimuth (°)	Height (m)	Raw (dBuV)	AF (dB)	CL (dB)	PA (dB)
AV	5.3036G	115.99	Inf	-Inf	4.48	3	Vertical	180	1.80	111.51	32.70	6.52	34.74
AV	5.35G	53.69	54.00	-0.31	4.52	3	Vertical	180	1.80	49.17	32.70	6.55	34.73
PK	5.3028G	125.39	Inf	-Inf	4.48	3	Vertical	180	1.80	120.91	32.70	6.52	34.74
PK	5.3508G	68.99	74.00	-5.01	4.53	3	Vertical	180	1.80	64.46	32.70	6.56	34.73

5.25-5.35GHz_802.11a_Nss1,(6Mbps)_4TX

5300MHz_TX



Type	Freq (Hz)	Level (dBuV/m)	Limit (dBuV/m)	Margin (dB)	Factor (dB)	Dist (m)	Condition	Azimuth (°)	Height (m)	Raw (dBuV)	AF (dB)	CL (dB)	PA (dB)
AV	15.90054G	52.51	54.00	-1.49	15.66	3	Vertical	4	2.64	36.85	37.90	12.38	34.62
PK	10.60036G	57.78	74.00	-16.22	15.23	3	Vertical	0	2.00	42.55	38.90	11.10	34.77
PK	15.8994G	65.48	74.00	-8.52	15.66	3	Vertical	4	2.64	49.82	37.90	12.38	34.62