



FCC Radio Test Report

FCC ID : TVE-5108TQ56462
Equipment : Secured Wireless Access Point
Brand Name : FORTINET
Model Name : FortiAP 432Gxxxxxx, FAP-432Gxxxxxx,
FORTIAP-432Gxxxxxx (Where "x" can be used as "A-Z",
or "0-9", or "-", or blank for software changes or
marketing purposes only)
Applicant : Fortinet, Inc.
899 Kifer Road, Sunnyvale, CA 94086, USA
Manufacturer : Fortinet, Inc.
899 Kifer Road, Sunnyvale, CA 94086, USA
Standard : 47 CFR FCC Part 15.407

The product was received on Aug. 24, 2023, and testing was started from Nov. 17, 2023 and completed on Apr. 01, 2024. We, SPORTON INTERNATIONAL INC. Hsinhua Laboratory, would like to declare that the tested sample has been evaluated in accordance with the procedures given in ANSI C63.10-2013 and shown compliance with the applicable technical standards.

The test results in this report apply exclusively to the tested model / sample. Without written approval of SPORTON INTERNATIONAL INC. Hsinhua Laboratory, the test report shall not be reproduced except in full.


Approved by: Jackson Tsai

SPORTON INTERNATIONAL INC. Hsinhua Laboratory

No.52, Huaya 1st Rd., Guishan Dist., Taoyuan City 333411, Taiwan (R.O.C.)



Table of Contents

HISTORY OF THIS TEST REPORT3

SUMMARY OF TEST RESULT4

1 GENERAL DESCRIPTION5

1.1 Information.....5

1.2 Testing Applied Standards12

1.3 Testing Location Information12

1.4 Measurement Uncertainty13

2 TEST CONFIGURATION OF EUT.....14

2.1 Test Channel Mode14

2.2 The Worst Case Measurement Configuration18

2.3 Accessories19

2.4 Support Equipment.....19

2.5 Test Setup Diagram20

3 TRANSMITTER TEST RESULT23

3.1 AC Power-line Conducted Emissions23

3.2 Emission Bandwidth25

3.3 Maximum Conducted Output Power26

3.4 Peak Power Spectral Density28

3.5 Unwanted Emissions30

4 TEST EQUIPMENT AND CALIBRATION DATA34

APPENDIX A. TEST RESULTS OF AC POWER-LINE CONDUCTED EMISSIONS

APPENDIX B. TEST RESULTS OF EMISSION BANDWIDTH

APPENDIX C. TEST RESULTS OF MAXIMUM CONDUCTED OUTPUT POWER

APPENDIX D. TEST RESULTS OF PEAK POWER SPECTRAL DENSITY

APPENDIX E. TEST RESULTS OF UNWANTED EMISSIONS

APPENDIX F. TEST RESULTS OF RADIATED EMISSION CO-LOCATION

APPENDIX G. TEST PHOTOS

PHOTOGRAPHS OF EUT V01



History of this test report

Report No.	Version	Description	Issued Date
FR362304AN	01	Initial issue of report	Apr. 29, 2024



Summary of Test Result

Report Clause	Ref. Std. Clause	Test Items	Result (PASS/FAIL)	Remark
1.1.2	15.203	Antenna Requirement	PASS	-
3.1	15.207	AC Power-line Conducted Emissions	PASS	-
3.2	15.407(a)	Emission Bandwidth	PASS	-
3.3	15.407(a)	Maximum Conducted Output Power	PASS	-
3.4	15.407(a)	Peak Power Spectral Density	PASS	-
3.5	15.407(b)	Unwanted Emissions	PASS	-

Declaration of Conformity:
The test results with all measurement uncertainty excluded are presented in accordance with the regulation limits or requirements declared by manufacturers.
Comments and explanations:
None

Reviewed by: Terry Chang

Report Producer: Julie Tseng



1 General Description

1.1 Information

1.1.1 RF General Information

Radio 2

Frequency Range (MHz)	IEEE Std. 802.11	Ch. Frequency (MHz)	Channel Number
5150-5250	a, n (HT20), ac (VHT20), ax (HEW20)	5180-5240	36-48 [4]
5725-5850		5745-5825	149-165 [5]
5150-5250	n (HT40), ac (VHT40), ax (HEW40)	5190-5230	38-46 [2]
5725-5850		5755-5795	151-159 [2]
5150-5250	ac (VHT80), ax (HEW80)	5210	42 [1]
5725-5850		5775	155 [1]

Non-Beamforming_Radio 2

Band	Mode	BWch (MHz)	Nant
5.15-5.25GHz	802.11a	20	4TX
5.725-5.85GHz	802.11a	20	4TX
5.15-5.25GHz	802.11ax HEW20	20	4TX
5.725-5.85GHz	802.11ax HEW20	20	4TX
5.15-5.25GHz	802.11ax HEW40	40	4TX
5.725-5.85GHz	802.11ax HEW40	40	4TX
5.15-5.25GHz	802.11ax HEW80	80	4TX
5.725-5.85GHz	802.11ax HEW80	80	4TX

Beamforming_Radio 2

Band	Mode	BWch (MHz)	Nant
5.15-5.25GHz	802.11ax HEW20-BF	20	4TX
5.725-5.85GHz	802.11ax HEW20-BF	20	4TX
5.15-5.25GHz	802.11ax HEW40-BF	40	4TX
5.725-5.85GHz	802.11ax HEW40-BF	40	4TX
5.15-5.25GHz	802.11ax HEW80-BF	80	4TX
5.725-5.85GHz	802.11ax HEW80-BF	80	4TX



Radio 2(Low Band)

Frequency Range (MHz)	IEEE Std. 802.11	Ch. Frequency (MHz)	Channel Number
5150-5250	a, n (HT20), ac (VHT20), ax (HEW20)	5180-5240	36-48 [4]
5150-5250	n (HT40), ac (VHT40), ax (HEW40)	5190-5230	38-46 [2]
5150-5250	ac (VHT80), ax (HEW80)	5210	42 [1]

Non-Beamforming_Radio 2(Low Band)

Band	Mode	BWch (MHz)	Nant
5.15-5.25GHz	802.11a	20	4TX
5.15-5.25GHz	802.11ax HEW20	20	4TX
5.15-5.25GHz	802.11ax HEW40	40	4TX
5.15-5.25GHz	802.11ax HEW80	80	4TX

Beamforming_Radio 2(Low Band)

Band	Mode	BWch (MHz)	Nant
5.15-5.25GHz	802.11ax HEW20-BF	20	4TX
5.15-5.25GHz	802.11ax HEW40-BF	40	4TX
5.15-5.25GHz	802.11ax HEW80-BF	80	4TX



Radio 3(High Band)

Frequency Range (MHz)	IEEE Std. 802.11	Ch. Frequency (MHz)	Channel Number
5725-5850	a, n (HT20), ac (VHT20), ax (HEW20)	5745-5825	149-165 [5]
5725-5850	n (HT40), ac (VHT40), ax (HEW40)	5755-5795	151-159 [2]
5725-5850	ac (VHT80), ax (HEW80)	5775	155 [1]

Non-Beamforming_Radio 3(High Band)

Band	Mode	BWch (MHz)	Nant
5.725-5.85GHz	802.11a	20	4TX
5.725-5.85GHz	802.11ax HEW20	20	4TX
5.725-5.85GHz	802.11ax HEW40	40	4TX
5.725-5.85GHz	802.11ax HEW80	80	4TX

Beamforming_Radio 3(High Band)

Band	Mode	BWch (MHz)	Nant
5.725-5.85GHz	802.11ax HEW20-BF	20	4TX
5.725-5.85GHz	802.11ax HEW40-BF	40	4TX
5.725-5.85GHz	802.11ax HEW80-BF	80	4TX

Note:

- 11a, HT20 and HT40 use a combination of OFDM-BPSK, QPSK, 16QAM, 64QAM modulation.
- VHT20, VHT40, VHT80 use a combination of OFDM-BPSK, QPSK, 16QAM, 64QAM, 256QAM modulation.
- HEW20, HEW40, HEW80 use a combination of OFDMA-BPSK, QPSK, 16QAM, 64QAM, 256QAM, 1024QAM modulation.
- BWch is the nominal channel bandwidth.
- Evaluated HEW20/HEW40/HEW80 mode only due to the similar modulation. The power setting of HT20/HT40/VHT20/VHT40/VHT80 mode are the same or lower than HEW20/HEW40/HEW80.



1.1.2 Antenna Information

Ant.	Port	Brand	Model Name	Antenna Type	Connector	Support
1	1	SENAO	5718A0729300	Dipole	N-type	2.4G+5G
2	2	SENAO	5718A0729300	Dipole	N-type	2.4G+5G
3	3	SENAO	5718A0729300	Dipole	N-type	2.4G+5G
4	4	SENAO	5718A0729300	Dipole	N-type	2.4G+5G
5	1	SENAO	5718A0727300	Dipole	N-type	2.4G+5G+6E
6	2	SENAO	5718A0727300	Dipole	N-type	2.4G+5G+6E
7	3	SENAO	5718A0727300	Dipole	N-type	2.4G+5G+6E
8	4	SENAO	5718A0727300	Dipole	N-type	2.4G+5G+6E
9	1	SENAO	5718A0618300	Dipole	N-type	BT/Zigbee
10	1	Quectel	7102A0652000	Patch	I-Pex	GPS

Gain (dBi)							Remark		
Ant.	Port	2.4G	5G	6G	BT& Zigbee	GPS			
1	1	4.82	5.89	-	-	-	Radio 1_ 2.4G 4*4	Radio 2_ 5G 4*4	Radio 2 (Low Band) (5G Band1/2) 4*4
2	2	4.76	6.01	-	-	-			
3	3	5.03	6.4	-	-	-			
4	4	4.78	6.14	-	-	-			
5	1	4.26	5.75	5.8	-	-	Radio 3_ 6G 4*4	Radio 3 2.4G/5G/6G 2*2 Scan Radio	Radio 3 (High Band) (5G Band3/4) 4*4
6	2	4.45	5.54	5.95	-	-			
7	3	4.81	5.5	5.65	-	-			
8	4	4.86	5.72	5.8	-	-			
9	1	-	-	-	4.71	-	-	-	-
10	1	-	-	-	-	2	-	-	-

Note 1: The EUT has ten antennas.

Note 2: Directional gain information

	Maximum Output Power	Power Spectral Density
Non-BF	Directional gain = Max.gain + array gain. For power measurements on IEEE 802.11 devices Array Gain = 0 dB (i.e., no array gain) for N ANT ≤ 4	$DirectionalGain = 10 \cdot \log \left[\frac{\sum_{j=1}^{N_{in}} \left\{ \sum_{k=1}^{N_{out}} g_{j,k} \right\}^2}{N_{ANT}} \right]$
BF	$DirectionalGain = 10 \cdot \log \left[\frac{\sum_{j=1}^{N_{in}} \left\{ \sum_{k=1}^{N_{out}} g_{j,k} \right\}^2}{N_{ANT}} \right]$	$DirectionalGain = 10 \cdot \log \left[\frac{\sum_{j=1}^{N_{in}} \left\{ \sum_{k=1}^{N_{out}} g_{j,k} \right\}^2}{N_{ANT}} \right]$

For 2.4GHz function:

< Radio 1 >

For IEEE 802.11b/g/n/VHT/ax mode (4TX/4RX)

Ant.1 (port 1), Ant.2 (port 2), Ant.3 (port 3), Ant.4 (port 4) could transmit/receive simultaneously.

< Radio 3 > < Scan >

For IEEE 802.11b/g/n/VHT/ax mode (2RX)

Ant.5 (port 1), Ant.7 (port 3) can be used as receiving.

For 5GHz function:

< Radio 2 >

For IEEE 802.11a/n/ac/ax mode (4TX/4RX)

Ant.1 (port 1), Ant.2 (port 2), Ant.3 (port 3), Ant.4 (port 4) could transmit/receive simultaneously.

< Radio 3 > < Scan >

For IEEE 802.11a/n/ac/ax mode (2RX)

Ant.5 (port 1), Ant.7 (port 3) can be used as receiving.

< Radio 2 > < Low Band >

For IEEE 802.11a/n/ac/ax mode (4TX/4RX)

Ant.1 (port 1), Ant.2 (port 2), Ant.3 (port 3), Ant.4 (port 4) could transmit/receive simultaneously.

< Radio 3 > < High Band >

For IEEE 802.11a/n/ac/ax mode (4TX/4RX)

Ant.5 (port 1), Ant.6 (port 2), Ant.7 (port 3), Ant.8 (port 4) could transmit/receive simultaneously.

For 6GHz function:

< Radio 3 >

For IEEE 802.11a/ax mode (4TX/4RX)

Ant.5 (port 1), Ant.6 (port 2), Ant.7 (port 3), Ant.8 (port 4) could transmit/receive simultaneously.

< Radio 3 > < Scan >

For IEEE 802.11a/n/ac/ax mode (2RX)

Ant.5 (port 1), Ant.7 (port 3) can be used as receiving.

For Bluetooth function:

For Bluetooth mode (1TX/1RX)

Only Ant.9 can be used as transmitting/receiving.

For GPS function:

For GPS mode (1RX)

Only Ant.10 can be used as receiving.



1.1.3 EUT Information

Operational Condition				
EUT Power Type	From PoE			
EUT Function	<input type="checkbox"/>	Outdoor AP	<input checked="" type="checkbox"/>	Indoor AP
	<input type="checkbox"/>	Fixed P2P AP	<input type="checkbox"/>	Client
Beamforming Function	<input checked="" type="checkbox"/>	With beamforming	<input type="checkbox"/>	Without beamforming
Resource Unit(802.11ax)	<input checked="" type="checkbox"/>	Full RU	<input type="checkbox"/>	Partial RU
Type of EUT				
<input checked="" type="checkbox"/>	Stand-alone			
<input type="checkbox"/>	Combined (EUT where the radio part is fully integrated within another device)			
	Combined Equipment - Brand Name / Model No.: ...			
<input type="checkbox"/>	Plug-in radio (EUT intended for a variety of host systems)			
	Host System - Brand Name / Model No.:			
<input type="checkbox"/>	Other:			

1.1.4 Mode Test Duty Cycle

Non-Beamforming_Radio 2

Mode	DC	DC(dB)	DCF	VBW(Hz) ≥ 1/T
802.11a_Nss1,(6Mbps)_4TX	0.942	0.26	1.978m	1k
802.11ax HEW20_Nss1,(MCS0)_4TX	0.956	0.2	5.453m	300
802.11ax HEW40_Nss1,(MCS0)_4TX	0.947	0.24	5.453m	300
802.11ax HEW80_Nss1,(MCS0)_4TX	0.947	0.24	5.453m	300

Note. If DC < 0.98, the DCF was added while measuring Output power and PSD.

Non-Beamforming_Radio 2(Low Band)

Mode	DC	DC(dB)	DCF	VBW(Hz) ≥ 1/T
802.11a__Nss1,(6Mbps)_4TX	0.95	0.22	1.978m	1k
802.11ax HEW20_Nss1,(MCS0)_4TX	0.941	0.26	5.446m	300
802.11ax HEW40_Nss1,(MCS0)_4TX	0.945	0.25	5.453m	300
802.11ax HEW80_Nss1,(MCS0)_4TX	0.946	0.24	5.453m	300

Note. If DC < 0.98, the DCF was added while measuring Output power and PSD.

Non-Beamforming_Radio 3(High Band)

Mode	DC	DC(dB)	DCF	VBW(Hz) ≥ 1/T
802.11a_Nss1,(6Mbps)_4TX	0.945	0.25	1.977m	1k
802.11ax HEW20_Nss1,(MCS0)_4TX	0.94	0.27	5.446m	300
802.11ax HEW40_Nss1,(MCS0)_4TX	0.935	0.29	5.446m	300
802.11ax HEW80_Nss1,(MCS0)_4TX	0.93	0.32	5.446m	300

Note. If DC < 0.98, the DCF was added while measuring Output power and PSD.



Beamforming_Radio 2

Mode	DC	DC(dB)	DCF	VBW(Hz) ≥ 1/T
802.11ax HEW20-BF_Nss1,(MCS0)_4TX	0.94	0.27	3.449m	300
802.11ax HEW40-BF_Nss1,(MCS0)_4TX	0.954	0.2	3.449m	300
802.11ax HEW80-BF_Nss1,(MCS0)_4TX	0.95	0.22	3.701m	300

Note. If DC < 0.98, the DCF was added while measuring Output power and PSD.

Beamforming_Radio 2(Low Band)

Mode	DC	DC(dB)	DCF	VBW(Hz) ≥ 1/T
802.11ax HEW20-BF_Nss1,(MCS0)_4TX	0.943	0.25	3.441m	300
802.11ax HEW40-BF_Nss1,(MCS0)_4TX	0.955	0.2	3.441m	300
802.11ax HEW80-BF_Nss1,(MCS0)_4TX	0.95	0.22	3.693m	300

Note. If DC < 0.98, the DCF was added while measuring Output power and PSD.

Beamforming_Radio 3(High Band)

Mode	DC	DC(dB)	DCF	VBW(Hz) ≥ 1/T
802.11ax HEW20-BF_Nss1,(MCS0)_4TX	0.941	0.26	3.442m	300
802.11ax HEW40-BF_Nss1,(MCS0)_4TX	0.945	0.25	3.442m	300
802.11ax HEW80-BF_Nss1,(MCS0)_4TX	0.954	0.2	3.694m	300

Note. If DC < 0.98, the DCF was added while measuring Output power and PSD.

1.1.5 Table for Multiple Listing

The model names in the following table are all refer to the identical product.

Brand Name	Model Name	Description
FORTINET	FortiAP 432Gxxxxxx, FAP-432Gxxxxxx, FORTIAP-432Gxxxxxx (Where "x" can be used as "A-Z", or "0-9", or "-", or blank for software changes or marketing purposes only)	All the models are identical, the different model served as marketing strategy.

From the above models, model: FAP-432G was selected as representative model for the test and its data was recorded in this report.



1.2 Testing Applied Standards

According to the specifications of the manufacturer, the EUT must comply with the requirements of the following standards:

- ♦ 47 CFR FCC Part 15
- ♦ ANSI C63.10-2013
- ♦ KDB 789033 D02 v02r01

The following reference test guidance is not within the scope of accreditation of TAF:

- ♦ KDB 662911 D01 v02r01
- ♦ KDB 414788 D01 v01r01

1.3 Testing Location Information

Test Lab. : Sporton International Inc. Hsinhua Laboratory				
<input checked="" type="checkbox"/> Hsinhua (TAF: 3785)	ADD: No.52, Huaya 1st Rd., Guishan Dist., Taoyuan City 333411, Taiwan (R.O.C.)			
	TEL: 886-3-327-3456		FAX: 886-3-327-0973	
Test site Designation No. TW3785 with FCC.				
Test Condition	Test Site No.	Test Engineer	Test Environment	Test Date
AC Conduction	CO04-HY	Ivan Chung	21.1~22.3°C / 50~54%	01/Apr/2024
RF Conducted	TH07-HY	Xun Hsieh	22.2~23.6°C / 52~55%	19/Nov/2023~25/Mar/2024
Radiated (Below 1GHz)	03CH02-HY	Darren Cho	19.8~23.4°C / 48~51%	21/Dec/2023~29/Dec/2023
Radiated (Above 1GHz)	03CH02-HY	Darren Cho	20.7~21.2°C / 51~53%	17/Nov/2023~27/Dec/2023
Radiated_Radio 2 (Beamforming)	03CH02-HY	Vasari Huang	20.8~21.4°C / 50~52%	16/Feb/2024~25/Mar/2024
Radiated_Radio 2 (Low Band) (Beamforming)	03CH02-HY	Vasari Huang	20.8~21.4°C / 50~52%	19/Feb/2024~21/Feb/2024
Radiated_Radio 3 (High Band) (Beamforming)	03CH02-HY	Vasari Huang	20.8~21.4°C / 50~52%	19/Feb/2024~20/Feb/2024
Radiated (Co-location)	03CH02-HY	Daniel Lin	21.7~22.6°C / 51~54%	12/Mar/2024~13/Mar/2024
<input type="checkbox"/> Wen 33rd.St. (TAF: 3785)	ADD: No.14-1, Ln. 19, Wen 33rd St., Guishan Dist., Taoyuan City 333010, Taiwan (R.O.C.)			
	TEL: 886-3-318-0787		FAX: 886-3-318-0287	
Test site Designation No. TW0008 with FCC.				



1.4 Measurement Uncertainty

ISO/IEC 17025 requires that an estimate of the measurement uncertainties associated with the emissions test results be included in the report. The measurement uncertainties given below are based on a 95% confidence level (based on a coverage factor (k=2))

Test Items	Uncertainty	Remark
AC Power-line Conducted Emissions	4.53 dB	Confidence levels of 95%
Emission Bandwidth	3 MHz	Confidence levels of 95%
Maximum Conducted Output Power	2 dB	Confidence levels of 95%
Power Spectral Density	2 dB	Confidence levels of 95%
Unwanted Emissions	4.8 dB	Confidence levels of 95%
Temperature	0.41 °C	Confidence levels of 95%
Humidity	3.4 %	Confidence levels of 95%



2 Test Configuration of EUT

2.1 Test Channel Mode

Test Software Version	qdart_conn.win.1.0_installer_00099.1
-----------------------	--------------------------------------

Non-Beamforming_Radio 2

Mode	Power Setting
802.11a_Nss1,(6Mbps)_4TX	-
5180MHz	18.5
5200MHz	18.5
5240MHz	18
5745MHz	25
5785MHz	24
5825MHz	24.5
802.11ax HEW20_Nss1,(MCS0)_4TX	-
5180MHz	18.5
5200MHz	18.5
5240MHz	18.5
5745MHz	25.5
5785MHz	24.5
5825MHz	24
802.11ax HEW40_Nss1,(MCS0)_4TX	-
5190MHz	18
5230MHz	20.5
5755MHz	22
5795MHz	23
802.11ax HEW80_Nss1,(MCS0)_4TX	-
5210MHz	16
5775MHz	20.5



Non-Beamforming_Radio 2(Low Band)

Mode	Power Setting
802.11a_Nss1,(6Mbps)_4TX	-
5180MHz	18
5200MHz	18
5240MHz	17.5
802.11ax HEW20_Nss1,(MCS0)_4TX	-
5180MHz	18.5
5200MHz	18.5
5240MHz	18
802.11ax HEW40_Nss1,(MCS0)_4TX	-
5190MHz	16.5
5230MHz	20.5
802.11ax HEW80_Nss1,(MCS0)_4TX	-
5210MHz	15.5

Non-Beamforming_Radio 3(High Band)

Mode	Power Setting
802.11a_Nss1,(6Mbps)_4TX	-
5745MHz	24
5785MHz	23.5
5825MHz	26
802.11ax HEW20_Nss1,(MCS0)_4TX	-
5745MHz	24
5785MHz	23.5
5825MHz	26
802.11ax HEW40_Nss1,(MCS0)_4TX	-
5755MHz	20.5
5795MHz	21.5
802.11ax HEW80_Nss1,(MCS0)_4TX	-
5775MHz	17



Beamforming_Radio 2

Mode	Power Setting
802.11ax HEW20-BF_Nss1,(MCS0)_4TX	-
5180MHz	23
5200MHz	23
5240MHz	23
5745MHz	23
5785MHz	23
5825MHz	24
802.11ax HEW40-BF_Nss1,(MCS0)_4TX	-
5190MHz	19
5230MHz	23
5755MHz	23
5795MHz	23
802.11ax HEW80-BF_Nss1,(MCS0)_4TX	-
5210MHz	17
5775MHz	22



Beamforming_Radio 2(Low Band)

Mode	Power Setting
802.11ax HEW20-BF_Nss1,(MCS0)_4TX	-
5180MHz	23
5200MHz	23
5240MHz	23
802.11ax HEW40-BF_Nss1,(MCS0)_4TX	-
5190MHz	15
5230MHz	22
802.11ax HEW80-BF_Nss1,(MCS0)_4TX	-
5210MHz	18


Beamforming_Radio 3(High Band)

Mode	Power Setting
802.11ax HEW20-BF_Nss1,(MCS0)_4TX	-
5745MHz	22
5785MHz	22
5825MHz	22
802.11ax HEW40-BF_Nss1,(MCS0)_4TX	-
5755MHz	22
5795MHz	22
802.11ax HEW80-BF_Nss1,(MCS0)_4TX	-
5775MHz	21

2.2 The Worst Case Measurement Configuration

The Worst Case Mode for Following Conformance Tests	
Tests Item	AC power-line conducted emissions
Condition	AC power-line conducted measurement for line and neutral Test Voltage: 120Vac / 60Hz
Operating Mode	CTX
1	PoE mode

The Worst Case Mode for Following Conformance Tests	
Tests Item	Emission Bandwidth Maximum Conducted Output Power Peak Power Spectral Density
Test Condition	Conducted measurement at transmit chains

The Worst Case Mode for Following Conformance Tests	
Tests Item	Unwanted Emissions
Test Condition	Radiated measurement If EUT consist of multiple antenna assembly (multiple antenna are used in EUT regardless of spatial multiplexing MIMO configuration), the radiated test should be performed with highest antenna gain of each antenna type.
Operating Mode < 1GHz	CTX
1	PoE Mode
Operating Mode > 1GHz	CTX
Orthogonal Planes of EUT	Y Plane
	

The Worst Case Mode for Following Conformance Tests	
Tests Item	Simultaneous Transmission Analysis
Test Condition	Radiated measurement
Operating Mode	CTX
1	Radio 1:2.4G + Radio 2:5G full + BT
2	Radio 1:2.4G + Radio 2:5G Low band(Band1/2) + Radio 3: 5G High band(Band3/4) + BT
3	Radio 1:2.4G + Radio 2:5G full + Zigbee
4	Radio 1:2.4G + Radio 2:5G Low band(Band1/2) + Radio 3: 5G High band(Band3/4) + Zigbee

Refer to Sporton Test Report No.: FA362304 for Co-location RF Exposure Evaluation and Appendix F for Radiated Emission Co-location.

2.3 Accessories

Accessories				
PoE Adapter	Brand Name	Senao Inc.	Model Name	PIN060-54PR
	Power Rating	I/P: 100 - 240 Vac, 1.5 A, 50-60 Hz, O/P: 54 Vdc, 1.11 A		
AC CORD	Brand Name	I-SHENG	Model Name	AC CORD 600mm
	Signal Line	0.5 meter, shielded cable, w/o ferrite core		
BRACKET POLE MOUNT	Brand Name	CUN SHENG	Model Name	BRACKET POLE MOUNT LFP
BRACKET WALL MOUNT	Brand Name	Enrack	Model Name	BRACKET WALL MOUNT
Pole Mount Bracket	Brand Name	CUN SHENG	Model Name	6301A2873010
Ground Wire	Brand Name	BO YAO	Model Name	WIRE GEN AWG10 180cm
	Signal Line	1.8 meter, shielded cable, w/o ferrite core		

Reminder: Regarding to more detail and other information, please refer to user manual.

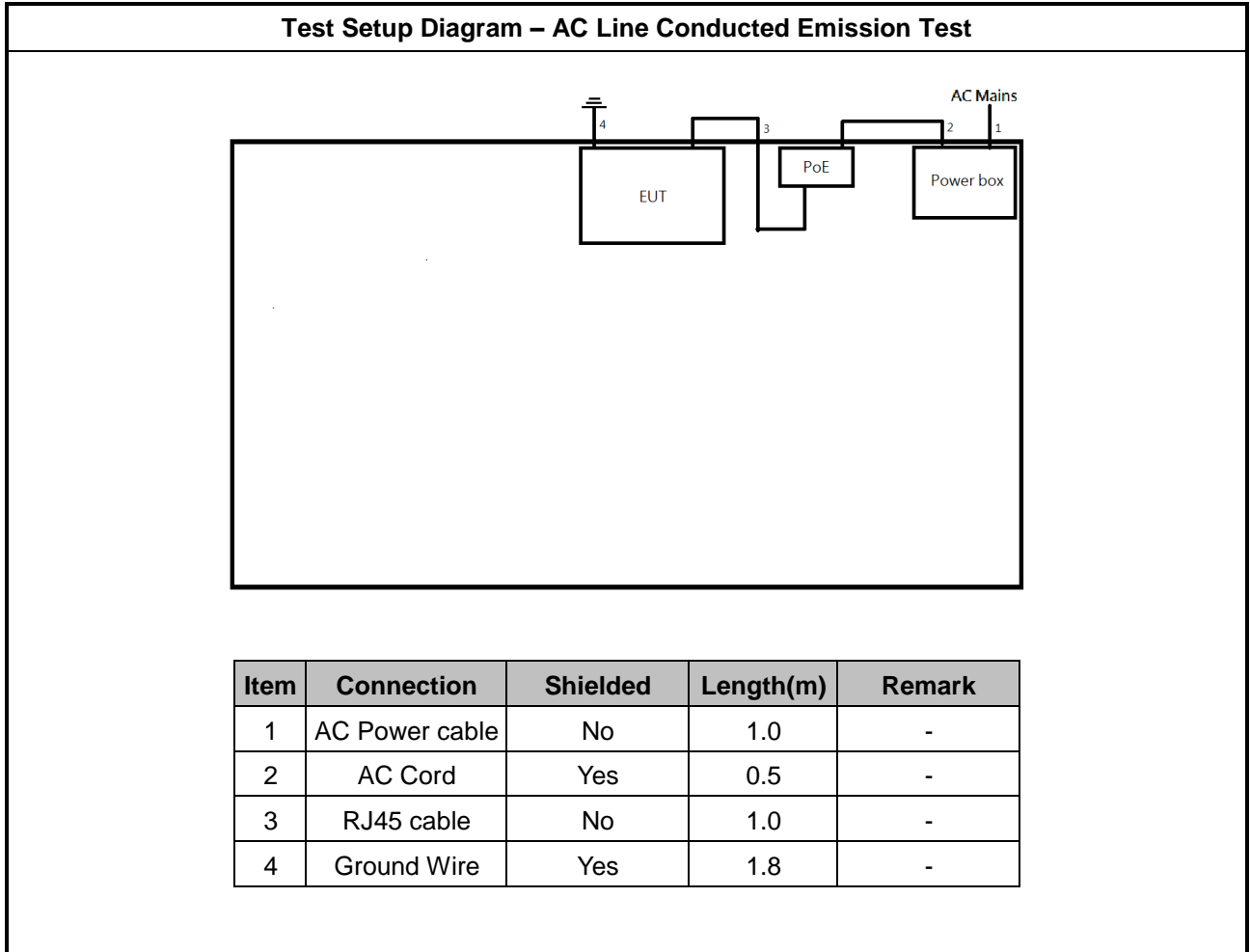
2.4 Support Equipment

Support Equipment – AC Conduction					
No.	Equipment	Brand Name	Model Name	FCC ID	Remark
1	RJ45 cable	Power Sync	CAT-6E-01	-	-

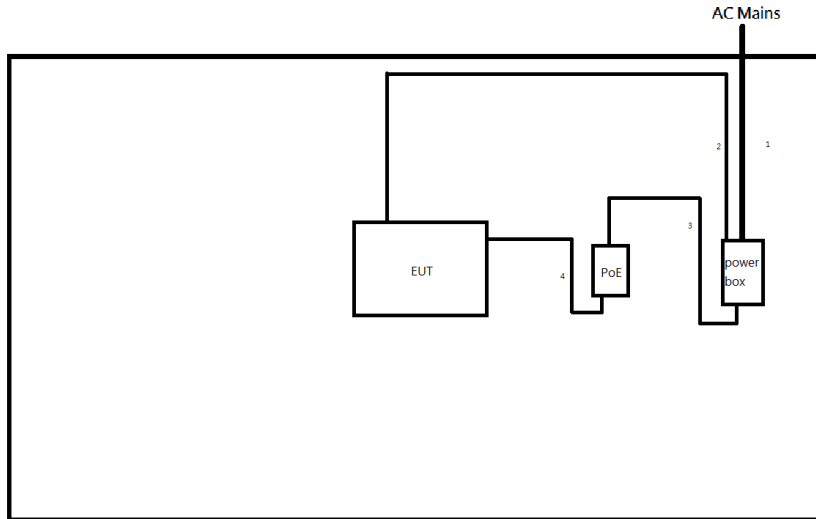
Support Equipment – Conducted					
No.	Equipment	Brand Name	Model Name	FCC ID	Remark
1	Notebook	DELL	E5410	-	-
2	Adapter for NB	DELL	HA65NM130	-	-
3	PoE	Senao Inc.	PIN060-54PR	-	Provided by Customer

Support Equipment – Radiated					
No.	Equipment	Brand Name	Model Name	FCC ID	Remark
1	RJ45 cable	Power Sync	CAT-6E-01	-	-
2	RJ45 cable	Power Sync	CAT-6E-10	-	-
3	Notebook*2 (Remote)	DELL	E5410	-	-
4	RJ45 cable (Remote)	Power Sync	CAT-6E-01	-	-

2.5 Test Setup Diagram

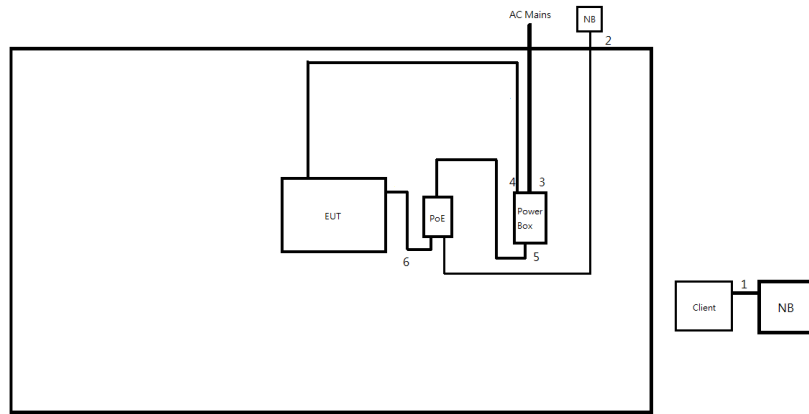


Test Setup Diagram - Radiated Test_Non-Beamforming



Item	Connection	Shielded	Length(m)	Remark
1	AC Power cable	No	1.8	-
2	Ground Wire	Yes	1.8	-
3	AC Cord	Yes	0.5	-
4	RJ45 cable	No	1.0	-

Test Setup Diagram - Radiated Test_Beamforming



Item	Connection	Shielded	Length(m)	Remark
1	RJ45 cable	No	1.0	-
2	RJ45 cable	No	10.0	-
3	AC Power cable	No	1.8	-
4	Ground Wire	Yes	1.8	-
5	AC Cord	Yes	0.5	-
6	RJ45 cable	No	1.0	-



3 Transmitter Test Result

3.1 AC Power-line Conducted Emissions

3.1.1 AC Power-line Conducted Emissions Limit

AC Power-line Conducted Emissions Limit		
Frequency Emission (MHz)	Quasi-Peak	Average
0.15-0.5	66 - 56 *	56 - 46 *
0.5-5	56	46
5-30	60	50

Note 1: * Decreases with the logarithm of the frequency.

3.1.2 Measuring Instruments

Refer a test equipment and calibration data table in this test report.

3.1.3 Test Procedures

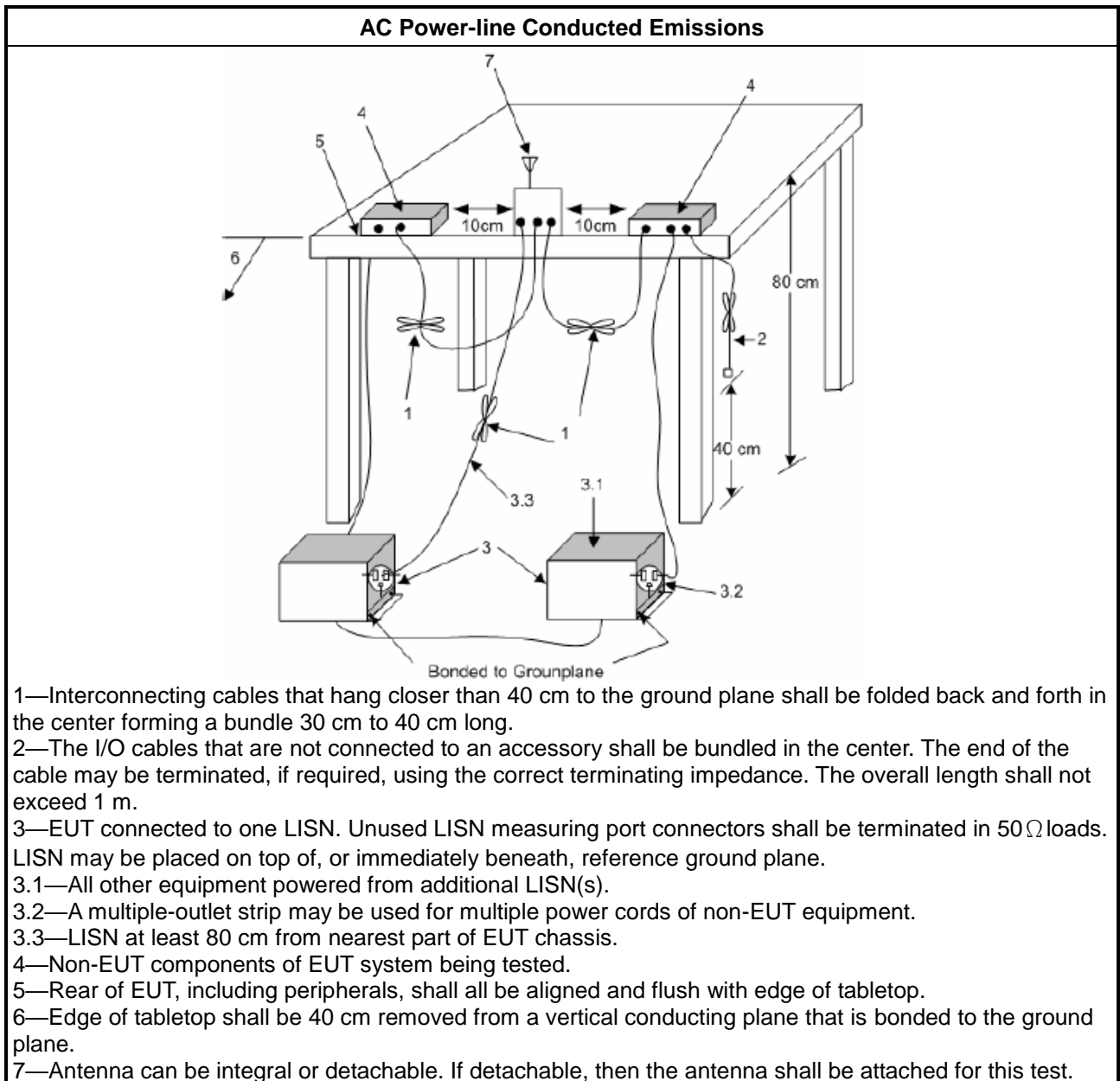
Test Method
<input checked="" type="checkbox"/> Refer as ANSI C63.10-2013, clause 6.2 for AC power-line conducted emissions.

3.1.4 Measurement Results Calculation

The measured Level is calculated using:

Corrected Reading: Raw(Read Level) + LISN(LISN Factor) + CL(Cable Loss) + AT(Attenuator).

3.1.5 Test Setup



3.1.6 Test Result of AC Power-line Conducted Emissions

Refer as Appendix A

3.2 Emission Bandwidth

3.2.1 Emission Bandwidth Limit

Emission Bandwidth Limit	
UNII Devices	
<input checked="" type="checkbox"/>	For the 5.15-5.25 GHz band, N/A
<input type="checkbox"/>	For the 5.25-5.35 GHz band, N/A
<input type="checkbox"/>	For the 5.47-5.725 GHz band, N/A
<input checked="" type="checkbox"/>	For the 5.725-5.85 GHz band, 6 dB emission bandwidth \geq 500kHz.

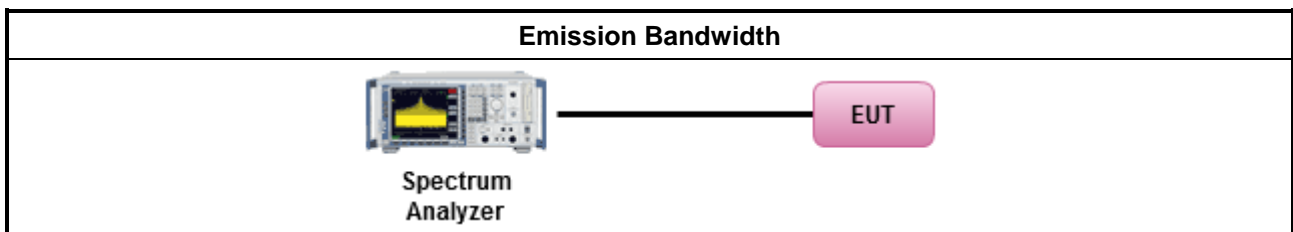
3.2.2 Measuring Instruments

Refer a test equipment and calibration data table in this test report.

3.2.3 Test Procedures

Test Method	
<ul style="list-style-type: none"> For the emission bandwidth shall be measured using one of the options below: 	
<input checked="" type="checkbox"/>	Refer as KDB 789033, clause C for EBW and clause D for OBW measurement.
<input type="checkbox"/>	Refer as ANSI C63.10, clause 6.9.3 for occupied bandwidth testing.
<input type="checkbox"/>	Refer as IC RSS-Gen, clause 6.7 for bandwidth testing.

3.2.4 Test Setup



3.2.5 Test Result of Emission Bandwidth

Refer as Appendix B

3.3 Maximum Conducted Output Power

3.3.1 Maximum Conducted Output Power Limit

Maximum Conducted Output Power Limit	
UNII Devices	
<input checked="" type="checkbox"/> For the 5.15-5.25 GHz band:	
	<ul style="list-style-type: none"> ▪ Outdoor AP: the maximum conducted output power (P_{Out}) shall not exceed 1 W. If $G_{TX} > 6$ dBi, then $P_{Out} = 30 - (G_{TX} - 6)$. e.i.r.p. at any elevation angle above 30 degrees ≤ 125mW [21dBm]
	<ul style="list-style-type: none"> ▪ Indoor AP: the maximum conducted output power (P_{Out}) shall not exceed 1 W. If $G_{TX} > 6$ dBi, then $P_{Out} = 30 - (G_{TX} - 6)$
	<ul style="list-style-type: none"> ▪ Point-to-point AP: the maximum conducted output power (P_{Out}) shall not exceed 1 W. If $G_{TX} > 23$ dBi, then $P_{Out} = 30 - (G_{TX} - 23)$.
	<ul style="list-style-type: none"> ▪ Mobile or Portable Client: the maximum conducted output power (P_{Out}) shall not exceed 250 mW. If $G_{TX} > 6$ dBi, then $P_{Out} = 24 - (G_{TX} - 6)$.
<input type="checkbox"/> For the 5.25-5.35 GHz band, the maximum conducted output power (P_{Out}) shall not exceed 250 mW or 11 dBm + 10 log B, where B is the 26 dB emission bandwidth in MHz. If $G_{TX} > 6$ dBi, then $P_{Out} = 24 - (G_{TX} - 6)$.	
<input type="checkbox"/> For the 5.47-5.725 GHz band, the maximum conducted output power (P_{Out}) shall not exceed 250 mW or 11 dBm + 10 log B, where B is the 26 dB emission bandwidth in MHz. If $G_{TX} > 6$ dBi, then $P_{Out} = 24 - (G_{TX} - 6)$.	
<input checked="" type="checkbox"/> For the 5.725-5.85 GHz band:	
	<ul style="list-style-type: none"> ▪ Point-to-multipoint systems (P2M): the maximum conducted output power (P_{Out}) shall not exceed 1 W. If $G_{TX} > 6$ dBi, then $P_{Out} = 30 - (G_{TX} - 6)$.
	<ul style="list-style-type: none"> ▪ Point-to-point systems (P2P): the maximum conducted output power (P_{Out}) shall not exceed 1 W.
P_{Out} = maximum conducted output power in dBm, G_{TX} = the maximum transmitting antenna directional gain in dBi.	

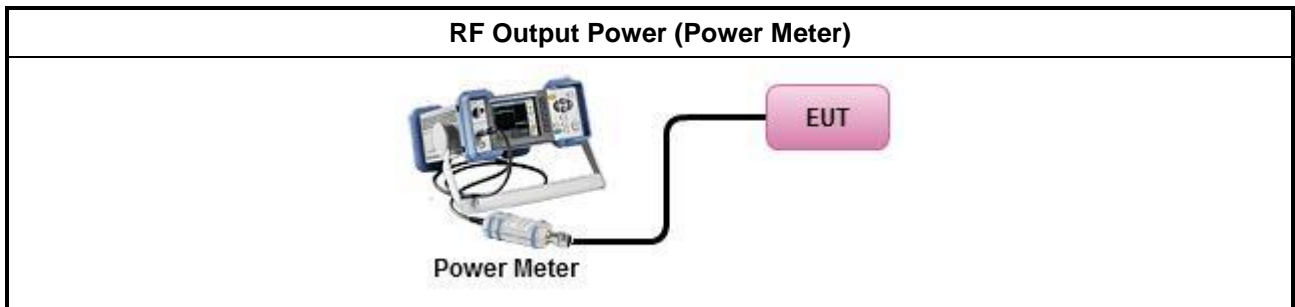
3.3.2 Measuring Instruments

Refer a test equipment and calibration data table in this test report.

3.3.3 Test Procedures

Test Method	
<ul style="list-style-type: none"> Maximum Conducted Output Power 	
	Duty cycle $\geq 98\%$
<input type="checkbox"/>	Refer as KDB 789033, clause E Method SA-2 (spectral trace averaging).
	Duty cycle $< 98\%$
<input type="checkbox"/>	Refer as KDB 789033, clause E Method SA-2 Alt. (RMS detection with slow sweep speed)
Wideband RF power meter and average over on/off periods with duty factor	
<input checked="" type="checkbox"/>	Refer as KDB 789033, clause E Method PM (using an RF average power meter).
<ul style="list-style-type: none"> For conducted measurement. 	
	<ul style="list-style-type: none"> If the EUT supports multiple transmit chains using options given below: Refer as KDB 662911, In-band power measurements. Using the measure-and-sum approach, measured all transmit ports individually. Sum the power (in linear power units e.g., mW) of all ports for each individual sample and save them.
	<ul style="list-style-type: none"> If multiple transmit chains, EIRP calculation could be following as methods: $P_{total} = P_1 + P_2 + \dots + P_n$ (calculated in linear unit [mW] and transfer to log unit [dBm]) $EIRP_{total} = P_{total} + DG$

3.3.4 Test Setup



3.3.5 Test Result of Maximum Conducted Output Power

Refer as Appendix C



3.4 Peak Power Spectral Density

3.4.1 Peak Power Spectral Density Limit

Peak Power Spectral Density Limit	
UNII Devices	
<input checked="" type="checkbox"/> For the 5.15-5.25 GHz band:	
	<ul style="list-style-type: none"> ▪ Outdoor AP: the peak power spectral density (PPSD) shall not exceed 17dBm/MHz. If $G_{TX} > 6$ dBi, then $P_{Out} = 17 - (G_{TX} - 6)$.
	<ul style="list-style-type: none"> ▪ Indoor AP: the peak power spectral density (PPSD) shall not exceed 17dBm/MHz. If $G_{TX} > 6$ dBi, then $P_{Out} = 17 - (G_{TX} - 6)$.
	<ul style="list-style-type: none"> ▪ Point-to-point AP: the peak power spectral density (PPSD) shall not exceed 17dBm/MHz. If $G_{TX} > 23$ dBi, then $P_{Out} = 17 - (G_{TX} - 23)$.
	<ul style="list-style-type: none"> ▪ Mobile or Portable Client: the peak power spectral density (PPSD) ≤ 11 dBm/MHz. If $G_{TX} > 6$ dBi, then $PPSD = 11 - (G_{TX} - 6)$.
<input type="checkbox"/> For the 5.25-5.35 GHz band, the peak power spectral density (PPSD) ≤ 11 dBm/MHz. If $G_{TX} > 6$ dBi, then $PPSD = 11 - (G_{TX} - 6)$.	
<input type="checkbox"/> For the 5.47-5.725 GHz band, the peak power spectral density (PPSD) ≤ 11 dBm/MHz. If $G_{TX} > 6$ dBi, then $PPSD = 11 - (G_{TX} - 6)$.	
<input checked="" type="checkbox"/> For the 5.725-5.85 GHz band:	
	<ul style="list-style-type: none"> ▪ Point-to-multipoint systems (P2M): the peak power spectral density (PPSD) ≤ 30 dBm/500kHz. If $G_{TX} > 6$ dBi, then $PPSD = 30 - (G_{TX} - 6)$.
	<ul style="list-style-type: none"> ▪ Point-to-point systems (P2P): the peak power spectral density (PPSD) ≤ 30 dBm/500kHz.
<p>PPSD = peak power spectral density that he same method as used to determine the conducted output power shall be used to determine the power spectral density. And power spectral density in dBm/MHz</p> <p>G_{TX} = the maximum transmitting antenna directional gain in dBi.</p>	

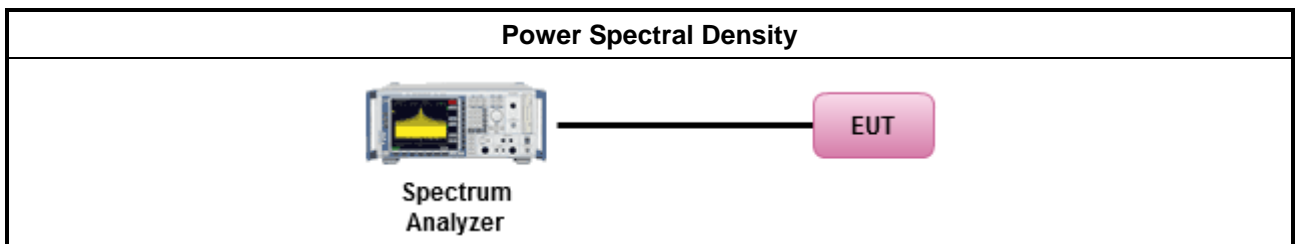
3.4.2 Measuring Instruments

Refer a test equipment and calibration data table in this test report.

3.4.3 Test Procedures

Test Method	
<ul style="list-style-type: none"> Peak power spectral density procedures that the same method as used to determine the conducted output power shall be used to determine the peak power spectral density and use the peak search function on the spectrum analyzer to find the peak of the spectrum. For the peak power spectral density shall be measured using below options: 	
<input type="checkbox"/>	Refer as KDB 789033, F)5) power spectral density can be measured using resolution bandwidths < 1 MHz provided that the results are integrated over 1 MHz bandwidth Duty cycle ≥ 98%
<input type="checkbox"/>	Refer as KDB 789033, clause E Method SA-2 (spectral trace averaging). Duty cycle < 98%
<input checked="" type="checkbox"/>	Refer as KDB 789033, clause E Method SA-2 Alt. (RMS detection with slow sweep speed)
<ul style="list-style-type: none"> For conducted measurement. 	
<ul style="list-style-type: none"> If the EUT supports multiple transmit chains using options given below: <ul style="list-style-type: none"> Measure and sum the spectra across the outputs. Refer as KDB 662911, In-band power spectral density (PSD). Sample all transmit ports simultaneously using a spectrum analyzer for each transmit port. Where the trace bin-by-bin of each transmit port summing can be performed. (i.e., in the first spectral bin of output 1 is summed with that in the first spectral bin of output 2 and that from the first spectral bin of output 3, and so on up to the NTX output to obtain the value for the first frequency bin of the summed spectrum.). Add up the amplitude (power) values for the different transmit chains and use this as the new data trace. 	
<ul style="list-style-type: none"> If multiple transmit chains, EIRP PPSD calculation could be following as methods: $PPSD_{total} = PPSD_1 + PPSD_2 + \dots + PPSD_n$ (calculated in linear unit [mW] and transfer to log unit [dBm]) $EIRP_{total} = PPSD_{total} + DG$ 	

3.4.4 Test Setup



3.4.5 Test Result of Peak Power Spectral Density

Refer as Appendix D

3.5 Unwanted Emissions

3.5.1 Transmitter Radiated Unwanted Emissions Limit

Unwanted emissions below 1 GHz and restricted band emissions above 1GHz limit			
Frequency Range (MHz)	Field Strength (uV/m)	Field Strength (dBuV/m)	Measure Distance (m)
0.009~0.490	2400/F(kHz)	48.5 - 13.8	300
0.490~1.705	24000/F(kHz)	33.8 - 23	30
1.705~30.0	30	29	30
30~88	100	40	3
88~216	150	43.5	3
216~960	200	46	3
Above 960	500	54	3

Note 1: Test distance for frequencies at or above 30 MHz, measurements may be performed at a distance other than the limit distance provided they are not performed in the near field and the emissions to be measured can be detected by the measurement equipment. When performing measurements at a distance other than that specified, the results shall be extrapolated to the specified distance using an extrapolation factor of 20 dB/decade (inverse of linear distance for field-strength measurements, inverse of linear distance-squared for power-density measurements).

Note 2: Test distance for frequencies at below 30 MHz, measurements may be performed at a distance closer than the EUT limit distance; however, an attempt should be made to avoid making measurements in the near field. When performing measurements below 30 MHz at a closer distance than the limit distance, the results shall be extrapolated to the specified distance by either making measurements at a minimum of two or more distances on at least one radial to determine the proper extrapolation factor or by using the square of an inverse linear distance extrapolation factor (40 dB/decade). The test report shall specify the extrapolation method used to determine compliance of the EUT.

Note 3: Using the distance of 1m during the test for above 18 GHz, and the test value to correct for the distance factor at 3m.

Un-restricted band emissions above 1GHz Limit	
Operating Band	Limit
5.15 - 5.25 GHz	e.i.r.p. -27 dBm [68.2 dBuV/m@3m]
5.25 - 5.35 GHz	e.i.r.p. -27 dBm [68.2 dBuV/m@3m]
5.47 - 5.725 GHz	e.i.r.p. -27 dBm [68.2 dBuV/m@3m]
5.725 - 5.85 GHz	5.650-5700 GHz: e.i.r.p. -27 ~ 10 dBm [68.2 ~ 105.2 dBuV/m@3m] 5.700-5720 GHz: e.i.r.p. 10 ~ 15.6 dBm [105.2 ~ 110.8 dBuV/m@3m] 5.720-5725 GHz: e.i.r.p. 15.6 ~ 27 dBm [110.8 ~ 122.2 dBuV/m@3m] 5.850-5.855 GHz: e.i.r.p. 27 ~ 15.6 dBm [122.2 ~ 110.8 dBuV/m@3m] 5.855-5.875 GHz: e.i.r.p. 15.6 ~ 10 dBm [110.8 ~ 105.2 dBuV/m@3m] 5.875-5.925 GHz: e.i.r.p. 10 ~ -27 dBm [105.2 ~ 68.2dBuV/m@3m] Other un-restricted band: e.i.r.p. -27 dBm [68.2 dBuV/m@3m]

Note 1: Measurements may be performed at a distance other than the limit distance provided they are not performed in the near field and the emissions to be measured can be detected by the measurement equipment. When performing measurements at a distance other than that specified, the results shall be extrapolated to the specified distance using an extrapolation factor of 20 dB/decade (inverse of linear distance for field-strength measurements, inverse of linear distance-squared for power-density measurements).

3.5.2 Measuring Instruments

Refer a test equipment and calibration data table in this test report.

3.5.3 Test Procedures

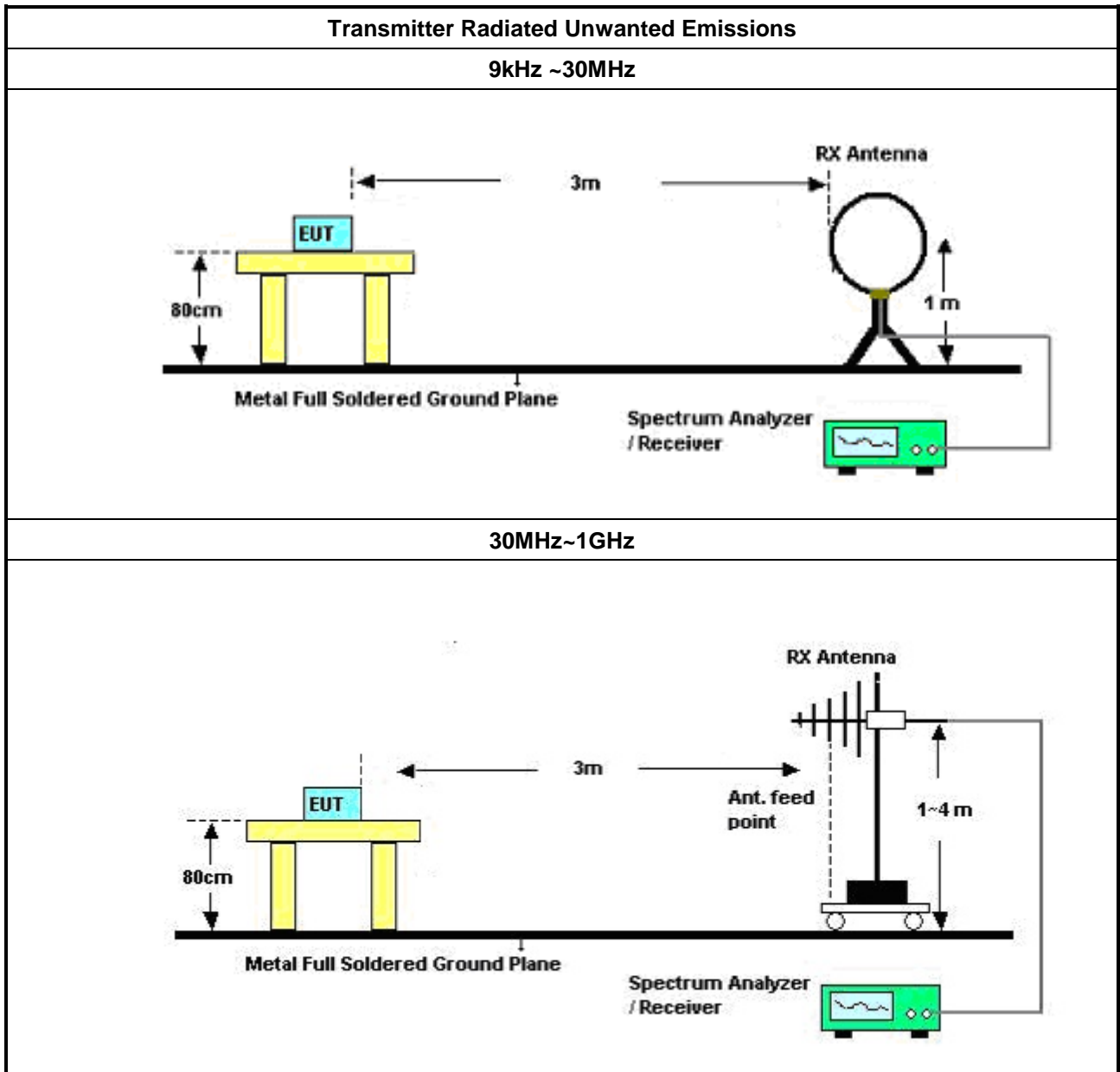
Test Method	
<ul style="list-style-type: none"> Measurements may be performed at a distance other than the limit distance provided they are not performed in the near field and the emissions to be measured can be detected by the measurement equipment. Measurements shall not be performed at a distance greater than 30 m for frequencies above 30 MHz, unless it can be further demonstrated that measurements at a distance of 30 m or less are impractical. When performing measurements at a distance other than that specified, the results shall be extrapolated to the specified distance using an extrapolation factor of 20 dB/decade (inverse of linear distance for field-strength measurements, inverse of linear distance-squared for power-density measurements). 	
<ul style="list-style-type: none"> The average emission levels shall be measured in [duty cycle ≥ 98 or duty factor]. 	
<ul style="list-style-type: none"> For the transmitter unwanted emissions shall be measured using following options below: <ul style="list-style-type: none"> Refer as KDB 789033, clause G)2) for unwanted emissions into non-restricted bands. Refer as KDB 789033, clause G)1) for unwanted emissions into restricted bands. <input checked="" type="checkbox"/> Refer as KDB 789033, G)6) Method VB (ANSI C63.10, clause 4.1.4.2.3), Reduced VBW. <input checked="" type="checkbox"/> Refer as KDB 789033, clause G)5) (ANSI C63.10, clause 4.1.4.2.2), measurement procedure peak limit. 	
<ul style="list-style-type: none"> For radiated measurement. <ul style="list-style-type: none"> Refer as ANSI C63.10, clause 6.4 for radiated emissions below 30 MHz and test distance is 3m. Refer as ANSI C63.10, clause 6.5 for radiated emissions 30 MHz to 1 GHz and test distance is 3m. Refer as ANSI C63.10, clause 6.6 for radiated emissions above 1GHz. 	
<ul style="list-style-type: none"> The any unwanted emissions level shall not exceed the fundamental emission level. 	
<ul style="list-style-type: none"> All amplitude of spurious emissions that are attenuated by more than 20 dB below the permissible value has no need to be reported. 	
<ul style="list-style-type: none"> Use the following spectrum analyzer settings: <ul style="list-style-type: none"> Set RBW=100 kHz for $f < 1$ GHz; VBW=3 * RBW; Sweep = auto; Detector function = peak; Trace = max hold. Set RBW = 1 MHz, VBW= 3MHz for $f \geq 1$ GHz for peak measurement. For average measurement, refer as 1.1.4. 	
<ul style="list-style-type: none"> KDB 414788 Open-Field Test Sites and Chamber Correlation Justification. <ul style="list-style-type: none"> Based on FCC 15.31(f)(2): measurements may be performed at a distance closer than that specified in regulations; however, an attempt should be made to avoid making measurements in the near field. Open-field site and chamber correlation testing had been performed and chamber measured test result is the worst case test result. 	

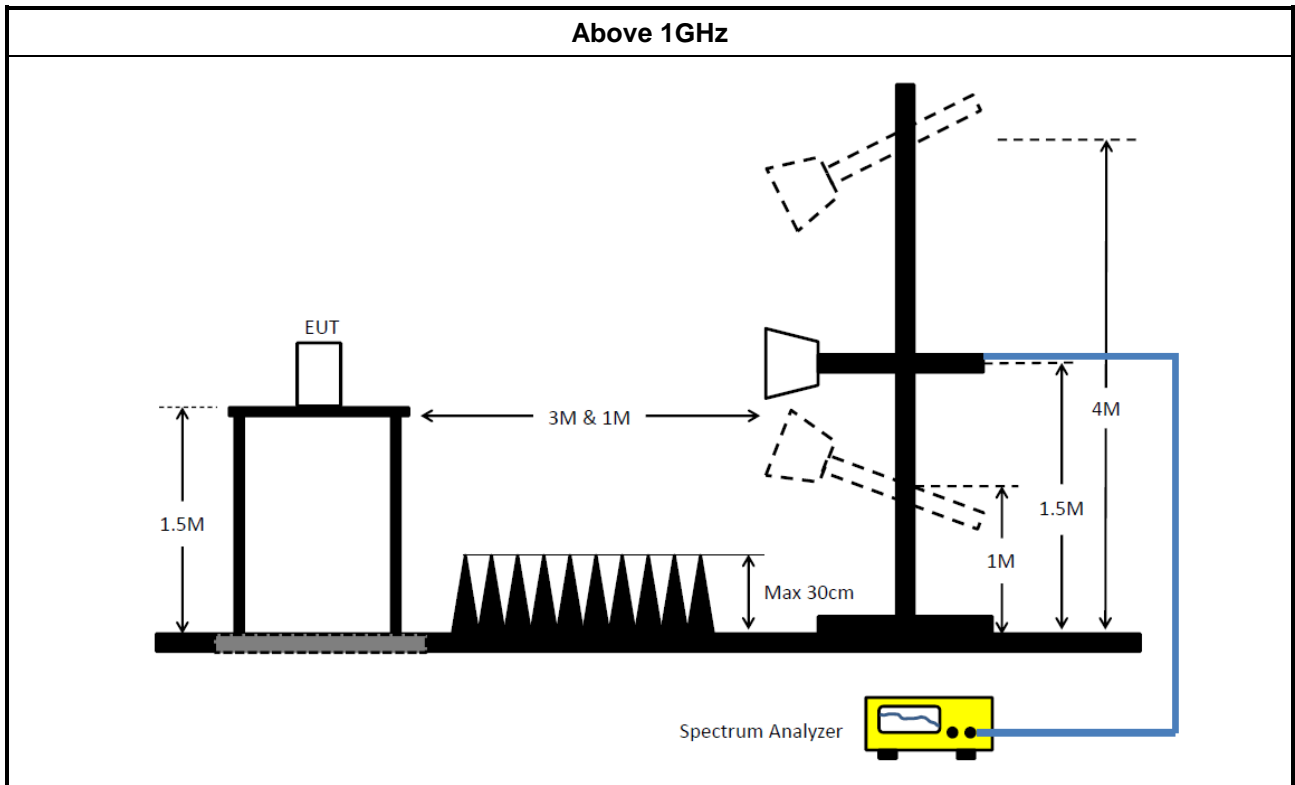
3.5.4 Measurement Results Calculation

The measured Level is calculated using:

Corrected Reading: Raw(Read Level) + AF(Antenna Factor) + CL(Cable Loss) - PA(Preamp Factor)

3.5.5 Test Setup





3.5.6 Transmitter Unwanted Emissions (Below 30MHz)

The amplitude of spurious emissions which are attenuated by more than 20dB below the permissible value has no need to be reported.

3.5.7 Test Result of Transmitter Unwanted Emissions

Refer as Appendix E



4 Test Equipment and Calibration Data

Instrument for AC Conduction

Instrument	Manufacturer /Brand	Model No.	Serial No.	Spec.	Calibration Date	Calibration Due Date
EMI Test Receiver	R&S	ESR	102051	9kHz ~ 3.6GHz	16/May/2023	15/May/2024
Two-Line V-Network	R&S	ENV 216	101295	9kHz ~ 30MHz	05/Feb/2024	04/Feb/2025
RF Cable 5m	TITAN	TITAN	CO04-cable-01	9 kHz~200MHz	27/Feb/2024	26/Feb/2025
Impuls Begrenzer Pulse Limiter	SCHWARZBECK	VTSD 9561-F	9561-F041	9kHz ~ 30MHz	18/Oct/2023	17/Oct/2024
Software	Sporton	SENSE-EMI	V5.11.3	-	NCR	NCR

NCR: No Calibration Required

Instrument for Conducted Test Non-Beamforming

Instrument	Manufacturer /Brand	Model No.	Serial No.	Spec.	Calibration Date	Calibration Due Date
Signal Analyzer	R&S	FSV 40	101515	9kHz~40GHz	14/Feb/2023	13/Feb/2024
SMB100A Signal Generator	R&S	SMB100A	181147	100kHz~40GHz	20/Oct/2023	19/Oct/2024
Power Meter	Anritsu	ML2495A	2105003	300MHz~40GHz	19/Sep/2023	18/Sep/2024
Pulse Sensor	Anritsu	MA2411B	1911254	300MHz~40GHz	19/Sep/2023	18/Sep/2024
SENSE-15407_NII	Sporton	V5.11.15	N/A	N/A	N/A	N/A

Instrument for Conducted Test Beamforming

Instrument	Manufacturer /Brand	Model No.	Serial No.	Spec.	Calibration Date	Calibration Due Date
Signal Analyzer	R&S	FSV 40	101515	9kHz~40GHz	02/Feb/2024	01/Feb/2025
SMB100A Signal Generator	R&S	SMB100A	181147	100kHz~40GHz	20/Oct/2023	19/Oct/2024
Power Meter	Anritsu	ML2495A	1517010	300MHz~40GHz	15/Dec/2023	14/Dec/2024
Pulse Sensor	Anritsu	MA2411B	1339407	300MHz~40GHz	15/Dec/2023	14/Dec/2024
SENSE-15407_NII	Sporton	V5.11.16	N/A	N/A	N/A	N/A



Instrument for Radiated Test Non-Beamforming

Table with 7 columns: Instrument, Manufacturer /Brand, Model No., Serial No., Spec., Calibration Date, Calibration Due Date. Rows include 3m Semi Anechoic Chamber, EMI Test Receiver, Signal Analyzer, Loop Antenna, Bilog Antenna & 5dB Attenuator, Double Ridged Guide Horn Antenna, Broadband Horn Antenna, RF Cable, Amplifier, Microwave Preamp, and SENSE-15407_NII.

Instrument for Radiated Test Beamforming

Table with 7 columns: Instrument, Manufacturer /Brand, Model No., Serial No., Spec., Calibration Date, Calibration Due Date. Rows include 3m Semi Anechoic Chamber, Signal Analyzer, Double Ridged Guide Horn Antenna, Broadband Horn Antenna, RF Cable-R03m, Microwave Preamp, Amplifier, and SENSE-15407-NII.



Instrument for Radiated Test Co-location

Instrument	Manufacturer /Brand	Model No.	Serial No.	Spec.	Calibration Date	Calibration Due Date
3m Semi Anechoic Chamber	SIDT FRANKONIA	SAC-3M	03CH02-HY	1GHz~18GHz 3m	28/Jul/2023	27/Jul/2024
Signal Analyzer	R&S	FSP 40	100593	9kHz~40GHz	17/Mar/2023	16/Mar/2024
Double Ridged Guide Horn Antenna	SCHWARZBECK	BBHA 9120 D	02268	1GHz~18GHz	23/Sep/2023	22/Sep/2024
Broadband Horn Antenna	SCHWARZBECK	BBHA 9170	01248	18GHz~40GHz	21/Aug/2023	20/Aug/2024
RF Cable-R03m	HUBER+SUHNER	SUCOFLEX 104	03CH02-cable-01	1GHz~40GHz	15/Feb/2024	14/Feb/2025
Microwave Preamplifier	Agilent	8449B	3008A02373	1GHz~26.5GHz	24/Oct/2023	23/Oct/2024
Microwave Preamplifier	EM	EM18G40GA	060604	18GHz ~40GHz	16/Mar/2023	15/Mar/2024
SENSE-15407_NII	Sporton	V5.11.6	N/A	N/A	N/A	N/A



Conducted Emissions at Powerline_Non-Beamforming_Radio 2 Appendix A.1

Summary

Mode	Result	Type	Freq (Hz)	Level (dBuV)	Limit (dBuV)	Margin (dB)	Condition
Mode 1	Pass	AV	2.274M	38.50	46.00	-7.50	Line



Conducted Emissions at Powerline_Non-Beamforming_Radio 2 Appendix A.1

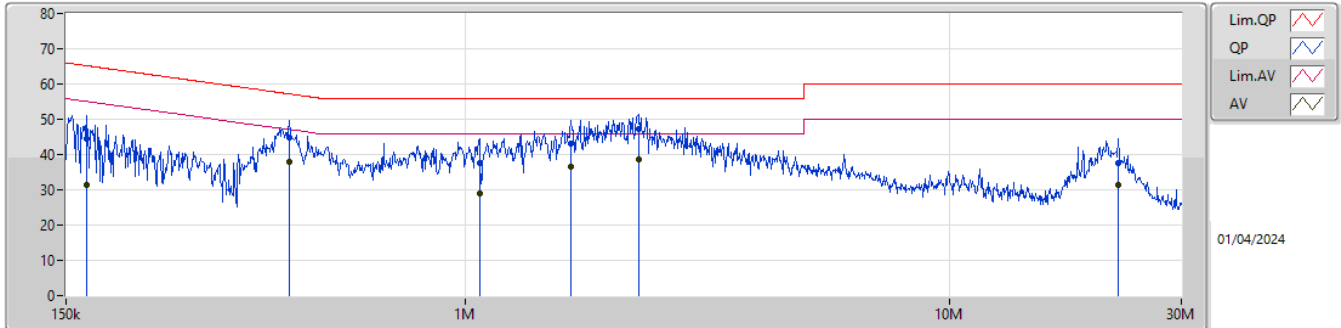
Result

Mode	Result	Type	Freq (Hz)	Level (dBuV)	Limit (dBuV)	Margin (dB)	Condition
Mode 1	Pass	QP	165.082k	44.57	65.20	-20.63	Line
Mode 1	Pass	AV	165.082k	31.31	55.20	-23.89	Line
Mode 1	Pass	QP	433.769k	44.92	57.19	-12.27	Line
Mode 1	Pass	AV	433.769k	37.82	47.19	-9.37	Line
Mode 1	Pass	QP	1.069M	37.49	56.00	-18.51	Line
Mode 1	Pass	AV	1.069M	28.88	46.00	-17.12	Line
Mode 1	Pass	QP	1.652M	43.19	56.00	-12.81	Line
Mode 1	Pass	AV	1.652M	36.57	46.00	-9.43	Line
Mode 1	Pass	QP	2.274M	47.33	56.00	-8.67	Line
Mode 1	Pass	AV	2.274M	38.50	46.00	-7.50	Line
Mode 1	Pass	QP	22.218M	37.59	60.00	-22.41	Line
Mode 1	Pass	AV	22.218M	31.22	50.00	-18.78	Line
Mode 1	Pass	QP	151.202k	45.82	65.92	-20.10	Neutral
Mode 1	Pass	AV	151.202k	32.30	55.92	-23.62	Neutral
Mode 1	Pass	QP	426.898k	45.55	57.32	-11.77	Neutral
Mode 1	Pass	AV	426.898k	38.24	47.32	-9.08	Neutral
Mode 1	Pass	QP	1.044M	38.00	56.00	-18.00	Neutral
Mode 1	Pass	AV	1.044M	30.47	46.00	-15.53	Neutral
Mode 1	Pass	QP	1.305M	39.84	56.00	-16.16	Neutral
Mode 1	Pass	AV	1.305M	31.67	46.00	-14.33	Neutral
Mode 1	Pass	QP	2.274M	47.47	56.00	-8.53	Neutral
Mode 1	Pass	AV	2.274M	38.44	46.00	-7.56	Neutral
Mode 1	Pass	QP	20.677M	40.09	60.00	-19.91	Neutral
Mode 1	Pass	AV	20.677M	33.75	50.00	-16.25	Neutral



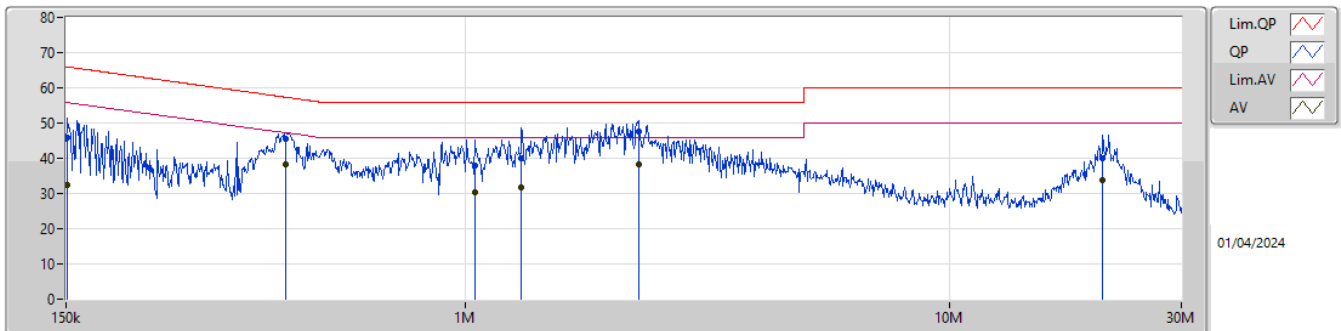
Conducted Emissions at Powerline_Non-Beamforming_Radio 2 Appendix A.1

Conducted Emissions at Powerline_Mode 1



Type	Freq (Hz)	Level (dBuV)	Limit (dBuV)	Margin (dB)	Factor (dB)	Condition	Comment	Raw (dBuV)	LISN (dB)	CL (dB)	AT (dB)
QP	165.082k	44.57	65.20	-20.63	19.41	Line	-	25.16	9.61	0.07	9.73
AV	165.082k	31.31	55.20	-23.89	19.41	Line	-	11.90	9.61	0.07	9.73
QP	433.769k	44.92	57.19	-12.27	19.49	Line	-	25.43	9.61	0.12	9.76
AV	433.769k	37.82	47.19	-9.37	19.49	Line	-	18.33	9.61	0.12	9.76
QP	1.069M	37.49	56.00	-18.51	19.50	Line	-	17.99	9.61	0.09	9.80
AV	1.069M	28.88	46.00	-17.12	19.50	Line	-	9.38	9.61	0.09	9.80
QP	1.652M	43.19	56.00	-12.81	19.52	Line	-	23.67	9.62	0.10	9.80
AV	1.652M	36.57	46.00	-9.43	19.52	Line	-	17.05	9.62	0.10	9.80
QP	2.274M	47.33	56.00	-8.67	19.52	Line	-	27.81	9.62	0.10	9.80
AV	2.274M	38.50	46.00	-7.50	19.52	Line	-	18.98	9.62	0.10	9.80
QP	22.218M	37.59	60.00	-22.41	19.52	Line	-	18.07	9.56	0.12	9.84
AV	22.218M	31.22	50.00	-18.78	19.52	Line	-	11.70	9.56	0.12	9.84

Conducted Emissions at Powerline_Mode 1



Type	Freq (Hz)	Level (dBuV)	Limit (dBuV)	Margin (dB)	Factor (dB)	Condition	Comment	Raw (dBuV)	LISN (dB)	CL (dB)	AT (dB)
QP	151.202k	45.82	65.92	-20.10	19.45	Neutral	-	26.37	9.62	0.07	9.76
AV	151.202k	32.30	55.92	-23.62	19.45	Neutral	-	12.85	9.62	0.07	9.76
QP	426.898k	45.55	57.32	-11.77	19.49	Neutral	-	26.06	9.61	0.12	9.76
AV	426.898k	38.24	47.32	-9.08	19.49	Neutral	-	18.75	9.61	0.12	9.76
QP	1.044M	38.00	56.00	-18.00	19.50	Neutral	-	18.50	9.61	0.09	9.80
AV	1.044M	30.47	46.00	-15.53	19.50	Neutral	-	10.97	9.61	0.09	9.80
QP	1.305M	39.84	56.00	-16.16	19.51	Neutral	-	20.33	9.61	0.10	9.80
AV	1.305M	31.67	46.00	-14.33	19.51	Neutral	-	12.16	9.61	0.10	9.80
QP	2.274M	47.47	56.00	-8.53	19.52	Neutral	-	27.95	9.62	0.10	9.80
AV	2.274M	38.44	46.00	-7.56	19.52	Neutral	-	18.92	9.62	0.10	9.80
QP	20.677M	40.09	60.00	-19.91	19.65	Neutral	-	20.44	9.70	0.12	9.83
AV	20.677M	33.75	50.00	-16.25	19.65	Neutral	-	14.10	9.70	0.12	9.83



**Conducted Emissions at Powerline_
Non-Beamforming_Radio 2(Low Band)**

Appendix A.2

Summary

Mode	Result	Type	Freq (Hz)	Level (dBuV)	Limit (dBuV)	Margin (dB)	Condition
Mode 1	Pass	AV	2.301M	38.04	46.00	-7.96	Line



**Conducted Emissions at Powerline
Non-Beamforming_Radio 2(Low Band)**

Appendix A.2

Result

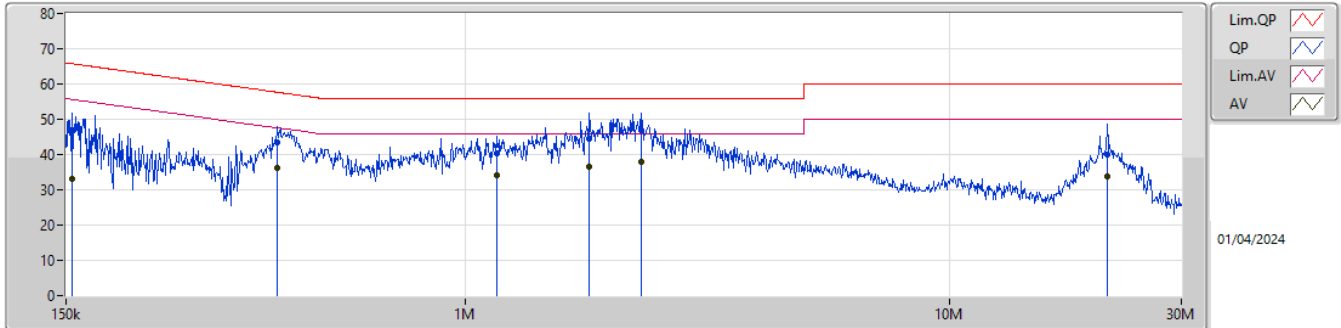
Mode	Result	Type	Freq (Hz)	Level (dBuV)	Limit (dBuV)	Margin (dB)	Condition
Mode 1	Pass	QP	154.251k	46.88	65.77	-18.89	Line
Mode 1	Pass	AV	154.251k	33.14	55.77	-22.63	Line
Mode 1	Pass	QP	410.192k	43.29	57.64	-14.35	Line
Mode 1	Pass	AV	410.192k	36.09	47.64	-11.55	Line
Mode 1	Pass	QP	1.158M	40.22	56.00	-15.78	Line
Mode 1	Pass	AV	1.158M	33.98	46.00	-12.02	Line
Mode 1	Pass	QP	1.804M	44.55	56.00	-11.45	Line
Mode 1	Pass	AV	1.804M	36.64	46.00	-9.36	Line
Mode 1	Pass	QP	2.301M	46.80	56.00	-9.20	Line
Mode 1	Pass	AV	2.301M	38.04	46.00	-7.96	Line
Mode 1	Pass	QP	21.094M	39.98	60.00	-20.02	Line
Mode 1	Pass	AV	21.094M	33.71	50.00	-16.29	Line
Mode 1	Pass	QP	151.202k	46.01	65.92	-19.91	Neutral
Mode 1	Pass	AV	151.202k	32.47	55.92	-23.45	Neutral
Mode 1	Pass	QP	418.461k	44.48	57.47	-12.99	Neutral
Mode 1	Pass	AV	418.461k	36.46	47.47	-11.01	Neutral
Mode 1	Pass	QP	838.149k	37.18	56.00	-18.82	Neutral
Mode 1	Pass	AV	838.149k	29.40	46.00	-16.60	Neutral
Mode 1	Pass	QP	1.196M	40.93	56.00	-15.07	Neutral
Mode 1	Pass	AV	1.196M	35.02	46.00	-10.98	Neutral
Mode 1	Pass	QP	2.404M	44.66	56.00	-11.34	Neutral
Mode 1	Pass	AV	2.404M	36.12	46.00	-9.88	Neutral
Mode 1	Pass	QP	21.348M	40.19	60.00	-19.81	Neutral
Mode 1	Pass	AV	21.348M	33.32	50.00	-16.68	Neutral



Conducted Emissions at Powerline_ Non-Beamforming_Radio 2(Low Band)

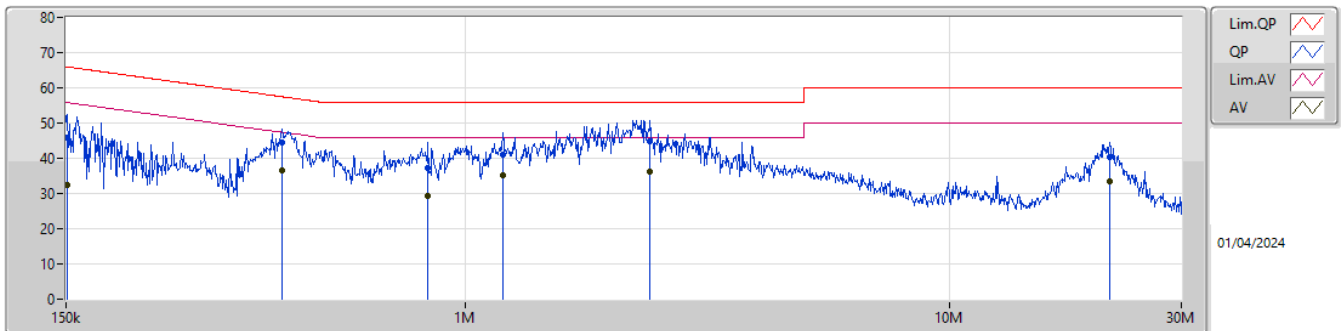
Appendix A.2

Conducted Emissions at Powerline_Mode 1



Type	Freq (Hz)	Level (dBuV)	Limit (dBuV)	Margin (dB)	Factor (dB)	Condition	Comment	Raw (dBuV)	LISN (dB)	CL (dB)	AT (dB)
QP	154.251k	46.88	65.77	-18.89	19.43	Line	-	27.45	9.61	0.07	9.75
AV	154.251k	33.14	55.77	-22.63	19.43	Line	-	13.71	9.61	0.07	9.75
QP	410.192k	43.29	57.64	-14.35	19.49	Line	-	23.80	9.61	0.12	9.76
AV	410.192k	36.09	47.64	-11.55	19.49	Line	-	16.60	9.61	0.12	9.76
QP	1.158M	40.22	56.00	-15.78	19.50	Line	-	20.72	9.61	0.09	9.80
AV	1.158M	33.98	46.00	-12.02	19.50	Line	-	14.48	9.61	0.09	9.80
QP	1.804M	44.55	56.00	-11.45	19.53	Line	-	25.02	9.62	0.11	9.80
AV	1.804M	36.64	46.00	-9.36	19.53	Line	-	17.11	9.62	0.11	9.80
QP	2.301M	46.80	56.00	-9.20	19.52	Line	-	27.28	9.62	0.10	9.80
AV	2.301M	38.04	46.00	-7.96	19.52	Line	-	18.52	9.62	0.10	9.80
QP	21.094M	39.98	60.00	-20.02	19.53	Line	-	20.45	9.58	0.12	9.83
AV	21.094M	33.71	50.00	-16.29	19.53	Line	-	14.18	9.58	0.12	9.83

Conducted Emissions at Powerline_Mode 1



Type	Freq (Hz)	Level (dBuV)	Limit (dBuV)	Margin (dB)	Factor (dB)	Condition	Comment	Raw (dBuV)	LISN (dB)	CL (dB)	AT (dB)
QP	151.202k	46.01	65.92	-19.91	19.45	Neutral	-	26.56	9.62	0.07	9.76
AV	151.202k	32.47	55.92	-23.45	19.45	Neutral	-	13.02	9.62	0.07	9.76
QP	418.461k	44.48	57.47	-12.99	19.49	Neutral	-	24.99	9.61	0.12	9.76
AV	418.461k	36.46	47.47	-11.01	19.49	Neutral	-	16.97	9.61	0.12	9.76
QP	838.149k	37.18	56.00	-18.82	19.50	Neutral	-	17.68	9.61	0.10	9.79
AV	838.149k	29.40	46.00	-16.60	19.50	Neutral	-	9.90	9.61	0.10	9.79
QP	1.196M	40.93	56.00	-15.07	19.51	Neutral	-	21.42	9.61	0.10	9.80
AV	1.196M	35.02	46.00	-10.98	19.51	Neutral	-	15.51	9.61	0.10	9.80
QP	2.404M	44.66	56.00	-11.34	19.53	Neutral	-	25.13	9.63	0.10	9.80
AV	2.404M	36.12	46.00	-9.88	19.53	Neutral	-	16.59	9.63	0.10	9.80
QP	21.348M	40.19	60.00	-19.81	19.66	Neutral	-	20.53	9.70	0.12	9.84
AV	21.348M	33.32	50.00	-16.68	19.66	Neutral	-	13.66	9.70	0.12	9.84



**Conducted Emissions at Powerline_
Non-Beamforming_Radio 3(High Band)**

Appendix A.3

Summary

Mode	Result	Type	Freq (Hz)	Level (dBuV)	Limit (dBuV)	Margin (dB)	Condition
Mode 1	Pass	AV	2.185M	37.42	46.00	-8.58	Neutral



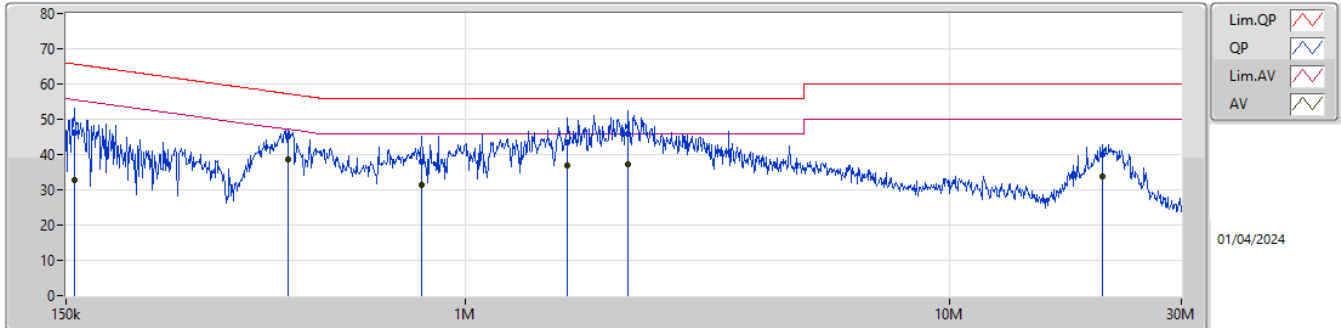
**Conducted Emissions at Powerline
Non-Beamforming_Radio 3(High Band)**

Appendix A.3

Result

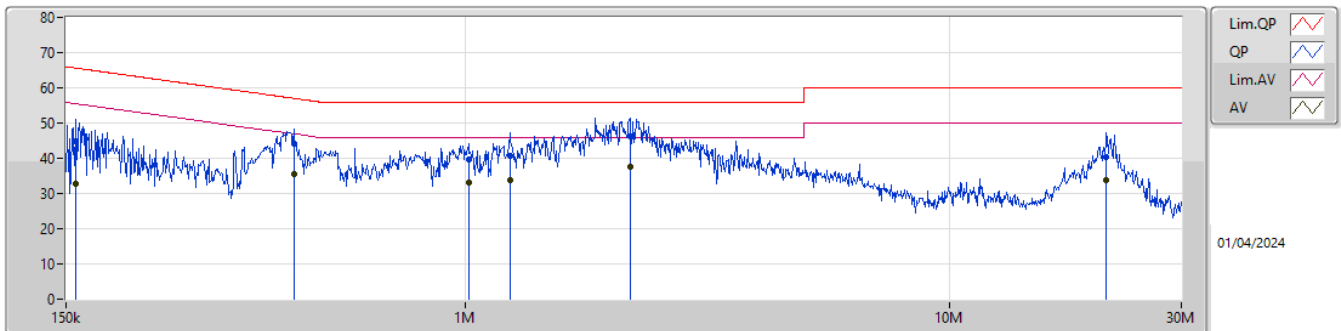
Mode	Result	Type	Freq (Hz)	Level (dBuV)	Limit (dBuV)	Margin (dB)	Condition
Mode 1	Pass	QP	156.109k	46.25	65.67	-19.42	Line
Mode 1	Pass	AV	156.109k	32.71	55.67	-22.96	Line
Mode 1	Pass	QP	432.041k	45.23	57.20	-11.97	Line
Mode 1	Pass	AV	432.041k	38.47	47.20	-8.73	Line
Mode 1	Pass	QP	811.805k	37.89	56.00	-18.11	Line
Mode 1	Pass	AV	811.805k	31.46	46.00	-14.54	Line
Mode 1	Pass	QP	1.626M	43.53	56.00	-12.47	Line
Mode 1	Pass	AV	1.626M	37.00	46.00	-9.00	Line
Mode 1	Pass	QP	2.167M	45.86	56.00	-10.14	Line
Mode 1	Pass	AV	2.167M	37.33	46.00	-8.67	Line
Mode 1	Pass	QP	20.677M	40.02	60.00	-19.98	Line
Mode 1	Pass	AV	20.677M	33.69	50.00	-16.31	Line
Mode 1	Pass	QP	157.361k	44.81	65.60	-20.79	Neutral
Mode 1	Pass	AV	157.361k	32.64	55.60	-22.96	Neutral
Mode 1	Pass	QP	442.514k	44.26	57.01	-12.75	Neutral
Mode 1	Pass	AV	442.514k	35.51	47.01	-11.50	Neutral
Mode 1	Pass	QP	1.015M	39.64	56.00	-16.36	Neutral
Mode 1	Pass	AV	1.015M	33.08	46.00	-12.92	Neutral
Mode 1	Pass	QP	1.235M	40.52	56.00	-15.48	Neutral
Mode 1	Pass	AV	1.235M	33.79	46.00	-12.21	Neutral
Mode 1	Pass	QP	2.185M	46.21	56.00	-9.79	Neutral
Mode 1	Pass	AV	2.185M	37.42	46.00	-8.58	Neutral
Mode 1	Pass	QP	21.01M	40.19	60.00	-19.81	Neutral
Mode 1	Pass	AV	21.01M	33.93	50.00	-16.07	Neutral

Conducted Emissions at Powerline_Mode 1



Type	Freq (Hz)	Level (dBuV)	Limit (dBuV)	Margin (dB)	Factor (dB)	Condition	Comment	Raw (dBuV)	LISN (dB)	CL (dB)	AT (dB)
QP	156.109k	46.25	65.67	-19.42	19.43	Line	-	26.82	9.61	0.07	9.75
AV	156.109k	32.71	55.67	-22.96	19.43	Line	-	13.28	9.61	0.07	9.75
QP	432.041k	45.23	57.20	-11.97	19.49	Line	-	25.74	9.61	0.12	9.76
AV	432.041k	38.47	47.20	-8.73	19.49	Line	-	18.98	9.61	0.12	9.76
QP	811.805k	37.89	56.00	-18.11	19.50	Line	-	18.39	9.61	0.10	9.79
AV	811.805k	31.46	46.00	-14.54	19.50	Line	-	11.96	9.61	0.10	9.79
QP	1.626M	43.53	56.00	-12.47	19.52	Line	-	24.01	9.62	0.10	9.80
AV	1.626M	37.00	46.00	-9.00	19.52	Line	-	17.48	9.62	0.10	9.80
QP	2.167M	45.86	56.00	-10.14	19.53	Line	-	26.33	9.62	0.11	9.80
AV	2.167M	37.33	46.00	-8.67	19.53	Line	-	17.80	9.62	0.11	9.80
QP	20.677M	40.02	60.00	-19.98	19.54	Line	-	20.48	9.59	0.12	9.83
AV	20.677M	33.69	50.00	-16.31	19.54	Line	-	14.15	9.59	0.12	9.83

Conducted Emissions at Powerline_Mode 1



Type	Freq (Hz)	Level (dBuV)	Limit (dBuV)	Margin (dB)	Factor (dB)	Condition	Comment	Raw (dBuV)	LISN (dB)	CL (dB)	AT (dB)
QP	157.361k	44.81	65.60	-20.79	19.44	Neutral	-	25.37	9.62	0.07	9.75
AV	157.361k	32.64	55.60	-22.96	19.44	Neutral	-	13.20	9.62	0.07	9.75
QP	442.514k	44.26	57.01	-12.75	19.49	Neutral	-	24.77	9.61	0.12	9.76
AV	442.514k	35.51	47.01	-11.50	19.49	Neutral	-	16.02	9.61	0.12	9.76
QP	1.015M	39.64	56.00	-16.36	19.50	Neutral	-	20.14	9.61	0.09	9.80
AV	1.015M	33.08	46.00	-12.92	19.50	Neutral	-	13.58	9.61	0.09	9.80
QP	1.235M	40.52	56.00	-15.48	19.51	Neutral	-	21.01	9.61	0.10	9.80
AV	1.235M	33.79	46.00	-12.21	19.51	Neutral	-	14.28	9.61	0.10	9.80
QP	2.185M	46.21	56.00	-9.79	19.52	Neutral	-	26.69	9.62	0.10	9.80
AV	2.185M	37.42	46.00	-8.58	19.52	Neutral	-	17.90	9.62	0.10	9.80
QP	21.01M	40.19	60.00	-19.81	19.65	Neutral	-	20.54	9.70	0.12	9.83
AV	21.01M	33.93	50.00	-16.07	19.65	Neutral	-	14.28	9.70	0.12	9.83



Summary

Mode	Max-N dB (Hz)	Max-OBW (Hz)	ITU-Code	Min-N dB (Hz)	Min-OBW (Hz)
5.15-5.25GHz	-	-	-	-	-
802.11a_Nss1,(6Mbps)_4TX	18.865M	16.536M	16M5D1D	18.15M	16.294M
802.11ax HEW20_Nss1,(MCS0)_4TX	20.845M	18.991M	19M0D1D	19.91M	18.816M
802.11ax HEW40_Nss1,(MCS0)_4TX	40.04M	37.731M	37M7D1D	39.05M	37.631M
802.11ax HEW80_Nss1,(MCS0)_4TX	80.3M	77.061M	77M1D1D	79.2M	76.862M
5.725-5.85GHz	-	-	-	-	-
802.11a_Nss1,(6Mbps)_4TX	16.5M	29.971M	30M0D1D	15.07M	16.624M
802.11ax HEW20_Nss1,(MCS0)_4TX	19.085M	32.959M	33M0D1D	18.37M	19.115M
802.11ax HEW40_Nss1,(MCS0)_4TX	38.17M	48.126M	48M1D1D	35.31M	37.731M
802.11ax HEW80_Nss1,(MCS0)_4TX	78.1M	77.261M	77M3D1D	76.34M	76.962M

Max-N dB = Maximum 6dB down bandwidth for 5.725-5.85GHz band / Maximum 26dB down bandwidth for other band;
Max-OBW = Maximum 99% occupied bandwidth;
Min-N dB = Minimum 6dB down bandwidth for 5.725-5.85GHz band / Maximum 26dB down bandwidth for other band;
Min-OBW = Minimum 99% occupied bandwidth



Result

Mode	Result	Limit (Hz)	Port 1-N dB (Hz)	Port 1-OBW (Hz)	Port 2-N dB (Hz)	Port 2-OBW (Hz)	Port 3-N dB (Hz)	Port 3-OBW (Hz)	Port 4-N dB (Hz)	Port 4-OBW (Hz)
802.11a_Nss1,(6Mbps)_4TX	-	-	-	-	-	-	-	-	-	-
5180MHz	Pass	Inf	18.37M	16.338M	18.37M	16.404M	18.81M	16.316M	18.37M	16.338M
5200MHz	Pass	Inf	18.26M	16.448M	18.37M	16.294M	18.865M	16.338M	18.37M	16.294M
5240MHz	Pass	Inf	18.7M	16.536M	18.15M	16.338M	18.755M	16.404M	18.26M	16.404M
5745MHz	Pass	500k	16.445M	19.35M	16.335M	23.396M	16.335M	24.386M	16.335M	17.877M
5785MHz	Pass	500k	16.39M	18.757M	16.335M	19.086M	15.07M	21.153M	16.335M	16.624M
5825MHz	Pass	500k	16.5M	27.266M	16.06M	29.971M	15.29M	22.693M	16.445M	22.627M
802.11ax HEW20_Nss1,(MCS0)_4TX	-	-	-	-	-	-	-	-	-	-
5180MHz	Pass	Inf	20.515M	18.916M	19.965M	18.816M	20.13M	18.891M	20.845M	18.941M
5200MHz	Pass	Inf	20.075M	18.991M	19.965M	18.816M	20.46M	18.916M	20.13M	18.866M
5240MHz	Pass	Inf	20.185M	18.991M	20.35M	18.941M	19.91M	18.891M	20.405M	18.966M
5745MHz	Pass	500k	19.085M	20.19M	18.81M	20.14M	19.085M	25.837M	19.085M	19.115M
5785MHz	Pass	500k	18.37M	19.815M	19.085M	24.213M	19.085M	23.888M	19.085M	19.115M
5825MHz	Pass	500k	19.085M	24.413M	19.085M	32.959M	18.535M	22.289M	18.975M	21.589M
802.11ax HEW40_Nss1,(MCS0)_4TX	-	-	-	-	-	-	-	-	-	-
5190MHz	Pass	Inf	39.16M	37.631M	39.05M	37.631M	39.71M	37.681M	39.27M	37.731M
5230MHz	Pass	Inf	39.27M	37.631M	39.27M	37.731M	39.38M	37.731M	40.04M	37.631M
5755MHz	Pass	500k	37.73M	37.731M	35.31M	37.831M	37.29M	37.981M	38.17M	37.881M
5795MHz	Pass	500k	37.84M	39.93M	38.06M	43.928M	38.06M	48.126M	37.95M	37.931M
802.11ax HEW80_Nss1,(MCS0)_4TX	-	-	-	-	-	-	-	-	-	-
5210MHz	Pass	Inf	79.42M	76.962M	80.3M	76.862M	79.64M	77.061M	79.2M	76.862M
5775MHz	Pass	500k	78.1M	77.061M	76.34M	76.962M	78.1M	77.161M	77.66M	77.261M

Port X-N dB = Port X 6dB down bandwidth for 5.725-5.85GHz band / 26dB down bandwidth for other band
 Port X-OBW = Port X 99% occupied bandwidth

5.15-5.25GHz_802.11a_Nss1,(6Mbps)_4TX

EBW

5200MHz

28/12/2023

CF (Hz)
5.2G

Span (Hz)
110M

RBW (Hz)
200k

VBW (Hz)
1M

Sweep Time (s)
132.8u

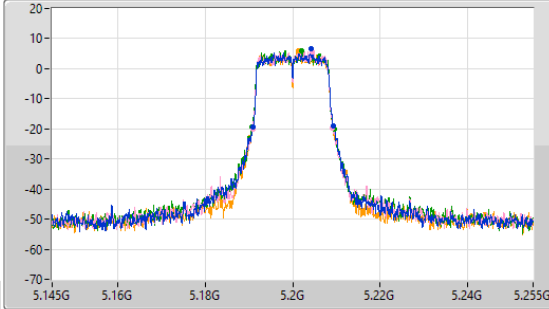
Detector Type
Peak

Port 1

Port 2

Port 3

Port 4



CF (Hz)
5.2G

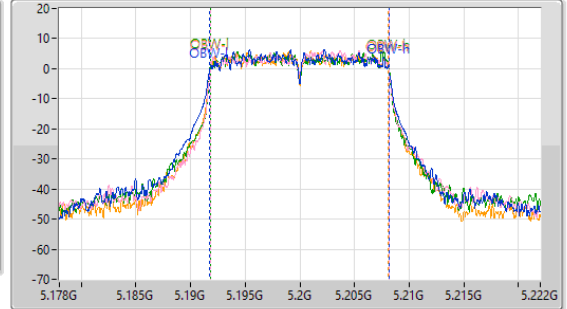
Span (Hz)
44M

RBW (Hz)
200k

VBW (Hz)
1M

Sweep Time (s)
57u

Detector Type
Peak



26dB(Hz)	Fl-26dB(Hz)	Fh-26dB(Hz)	OBW(Hz)	Fl-OBW(Hz)	Fh-OBW(Hz)	Limit(Hz)	Port
18.26M	5.19098G	5.20924G	16.448M	5.19171G	5.208158G	Inf	1
18.37M	5.190815G	5.209185G	16.294M	5.191842G	5.208136G	Inf	2
18.865M	5.19065G	5.209515G	16.338M	5.19182G	5.208158G	Inf	3
18.37M	5.190815G	5.209185G	16.294M	5.19182G	5.208114G	Inf	4

5.15-5.25GHz_802.11ax_HEW20_Nss1,(MCS0)_4TX

EBW

5180MHz

28/12/2023

CF (Hz)
5.18G

Span (Hz)
110M

RBW (Hz)
200k

VBW (Hz)
1M

Sweep Time (s)
132.8u

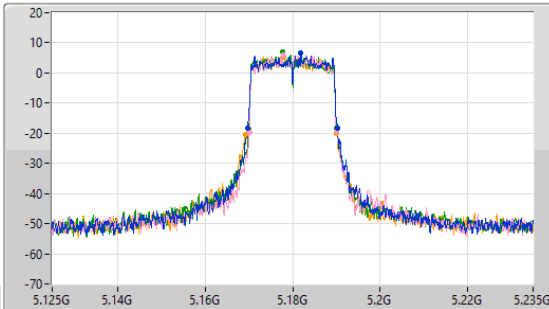
Detector Type
Peak

Port 1

Port 2

Port 3

Port 4



CF (Hz)
5.18G

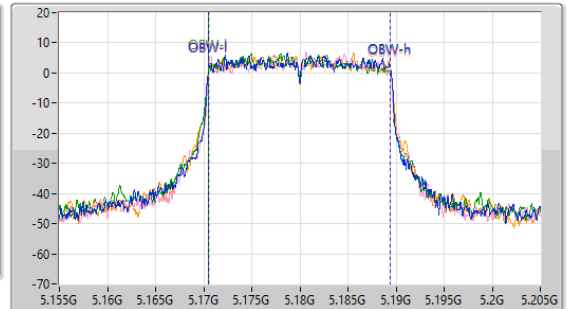
Span (Hz)
50M

RBW (Hz)
200k

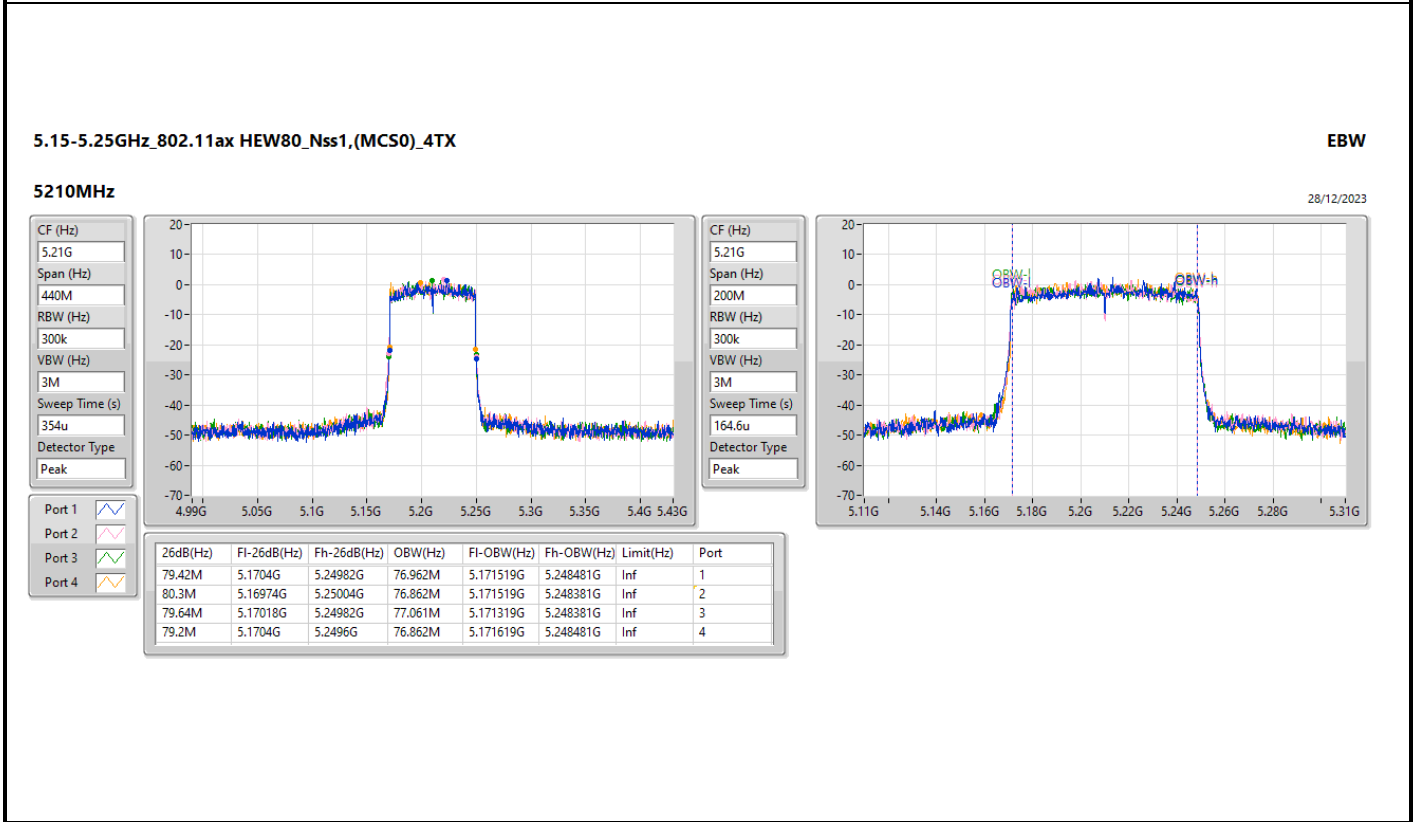
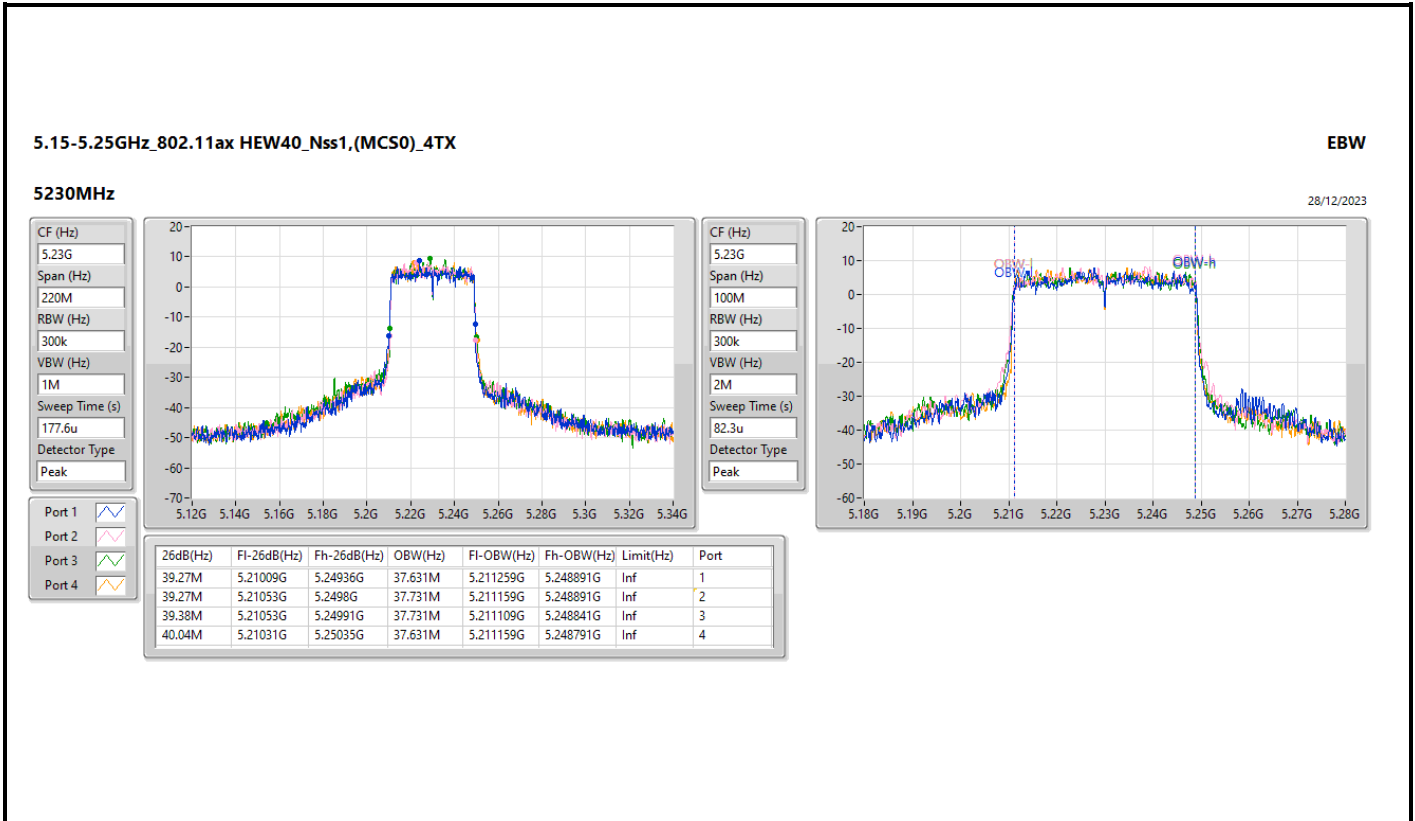
VBW (Hz)
1M

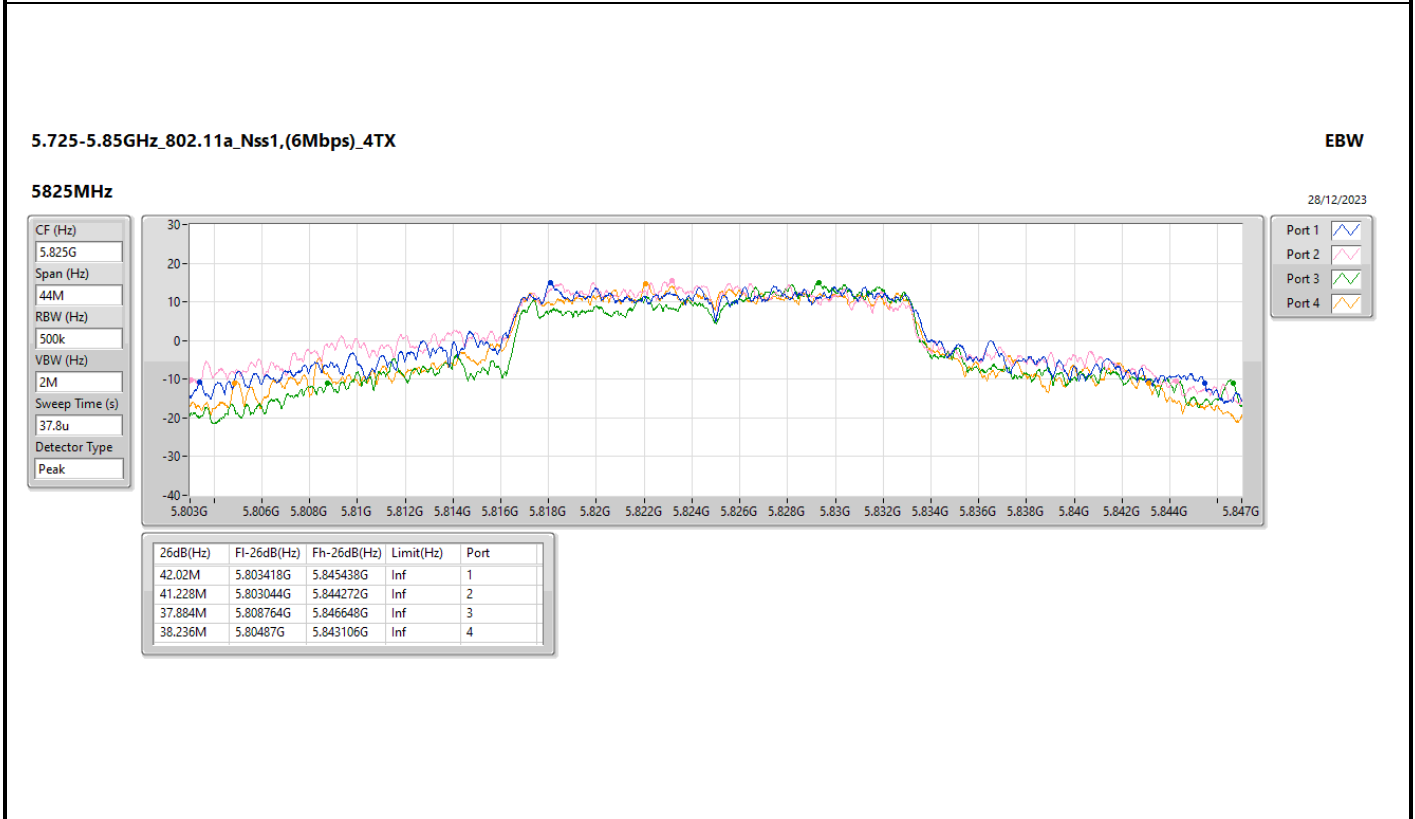
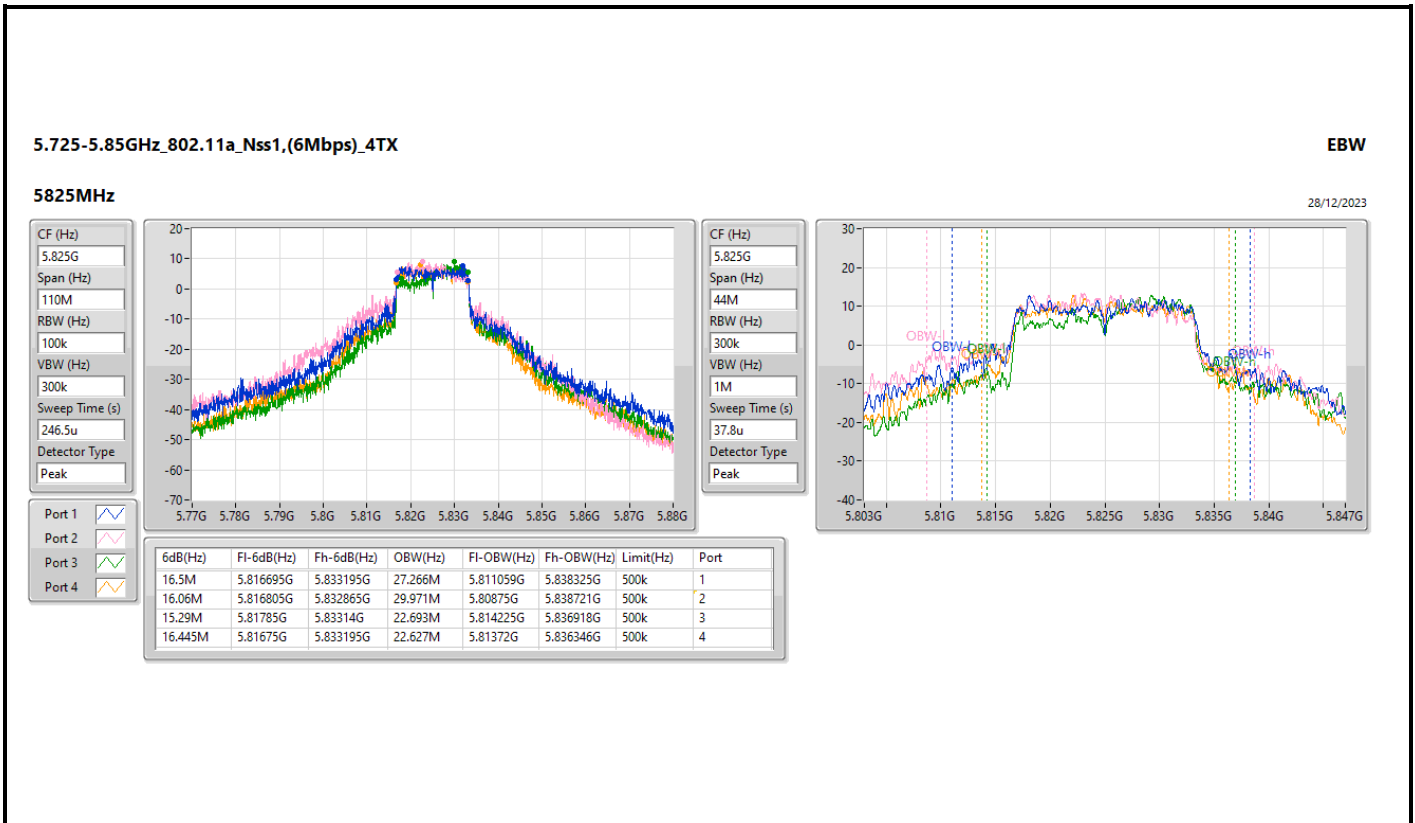
Sweep Time (s)
66.2u

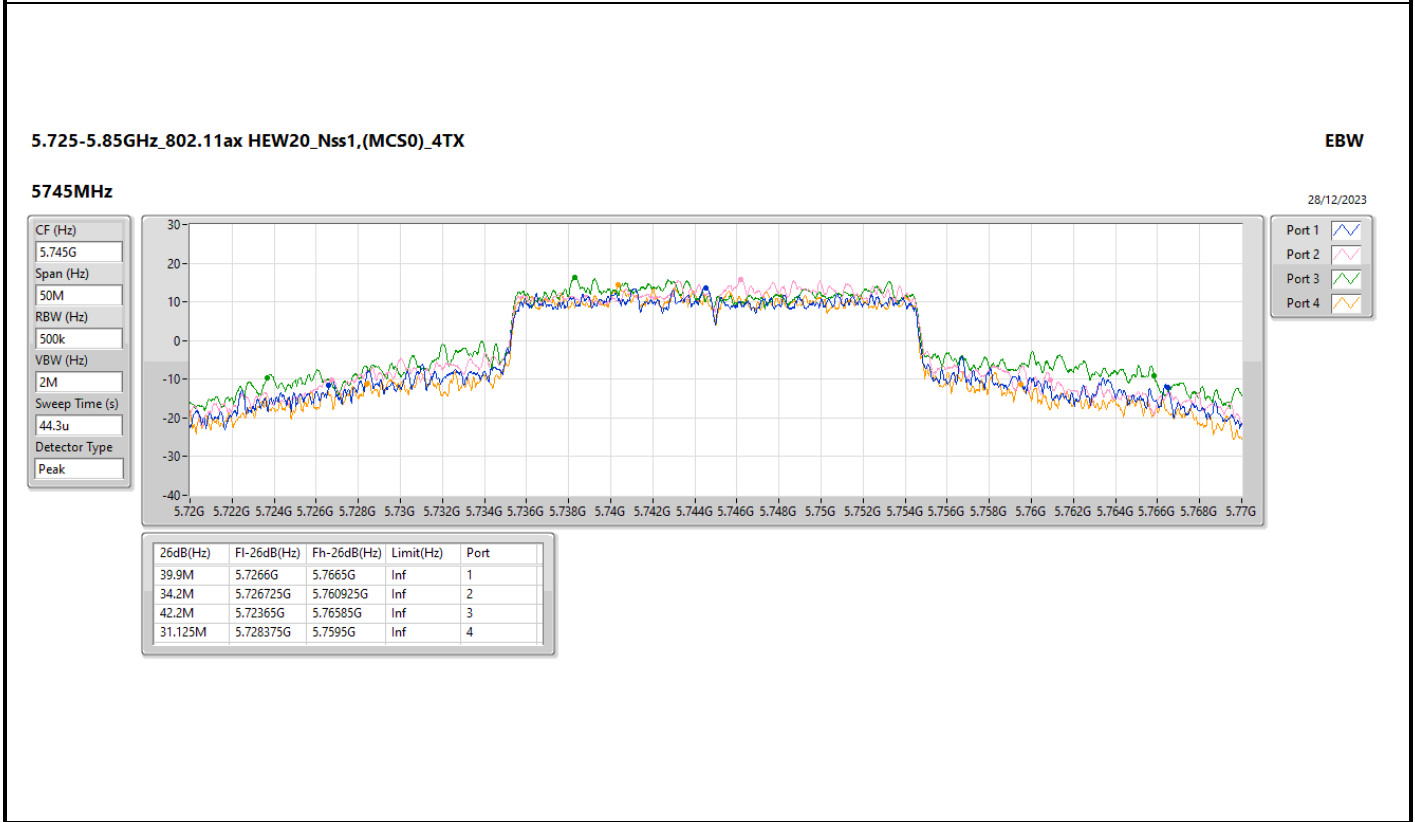
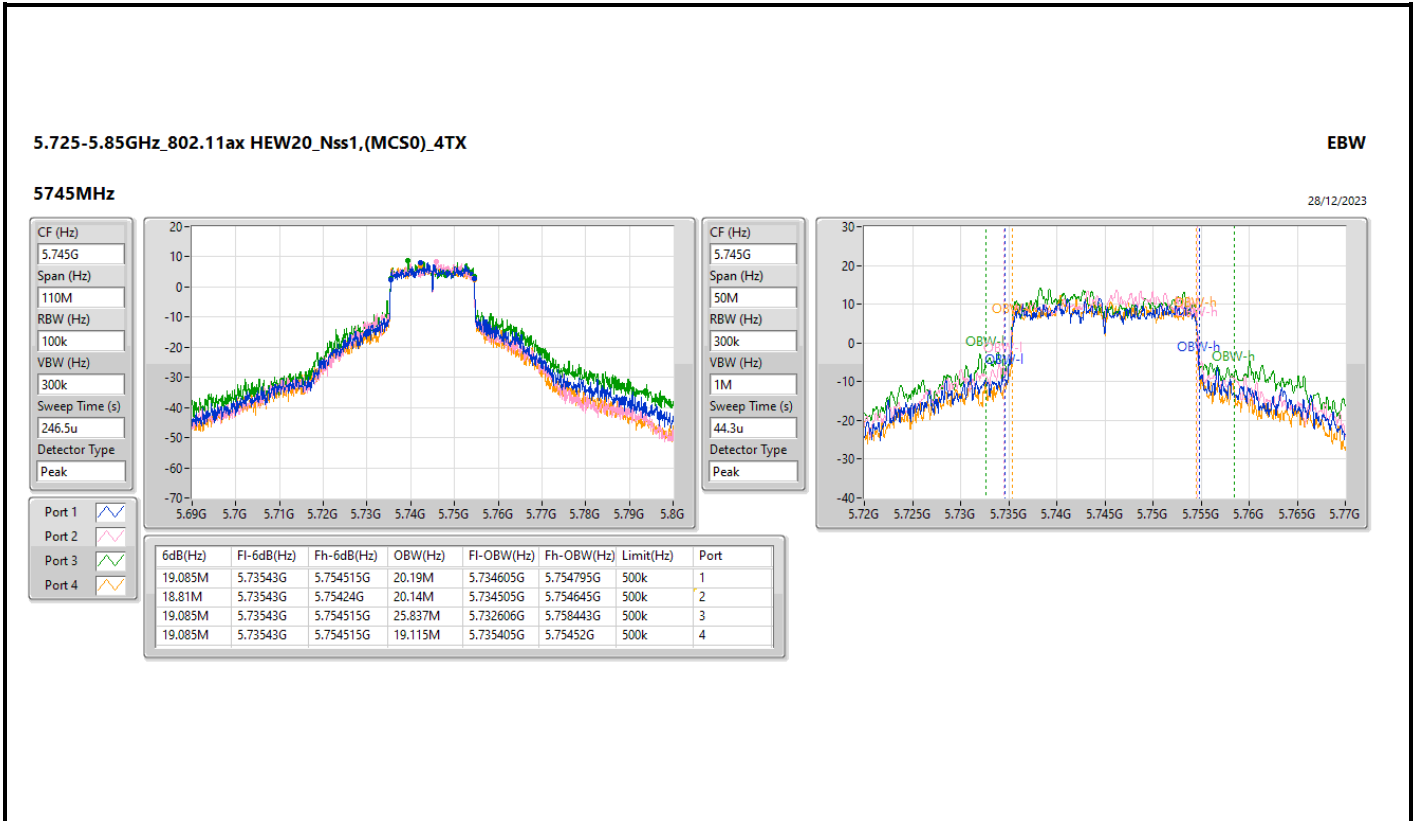
Detector Type
Peak

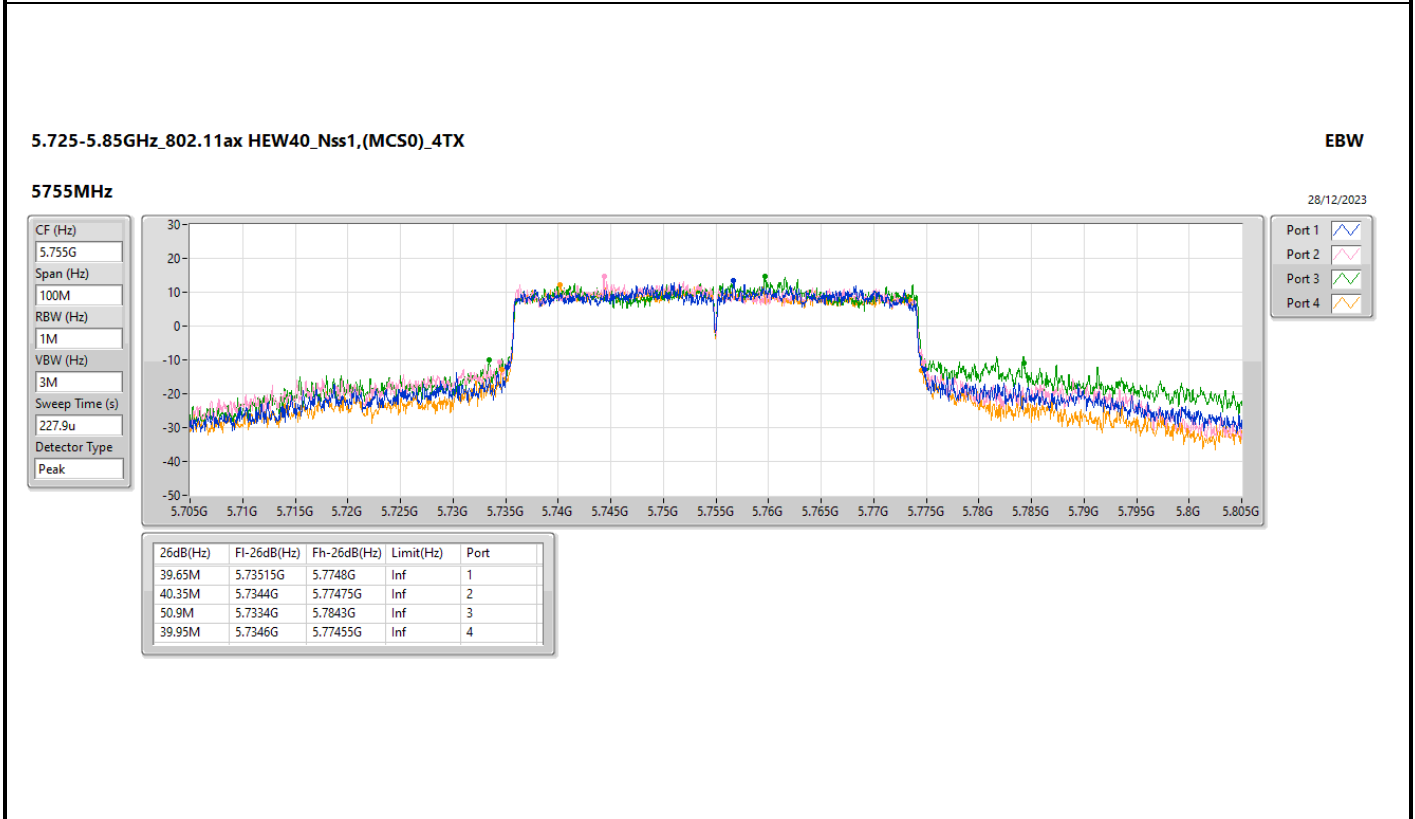
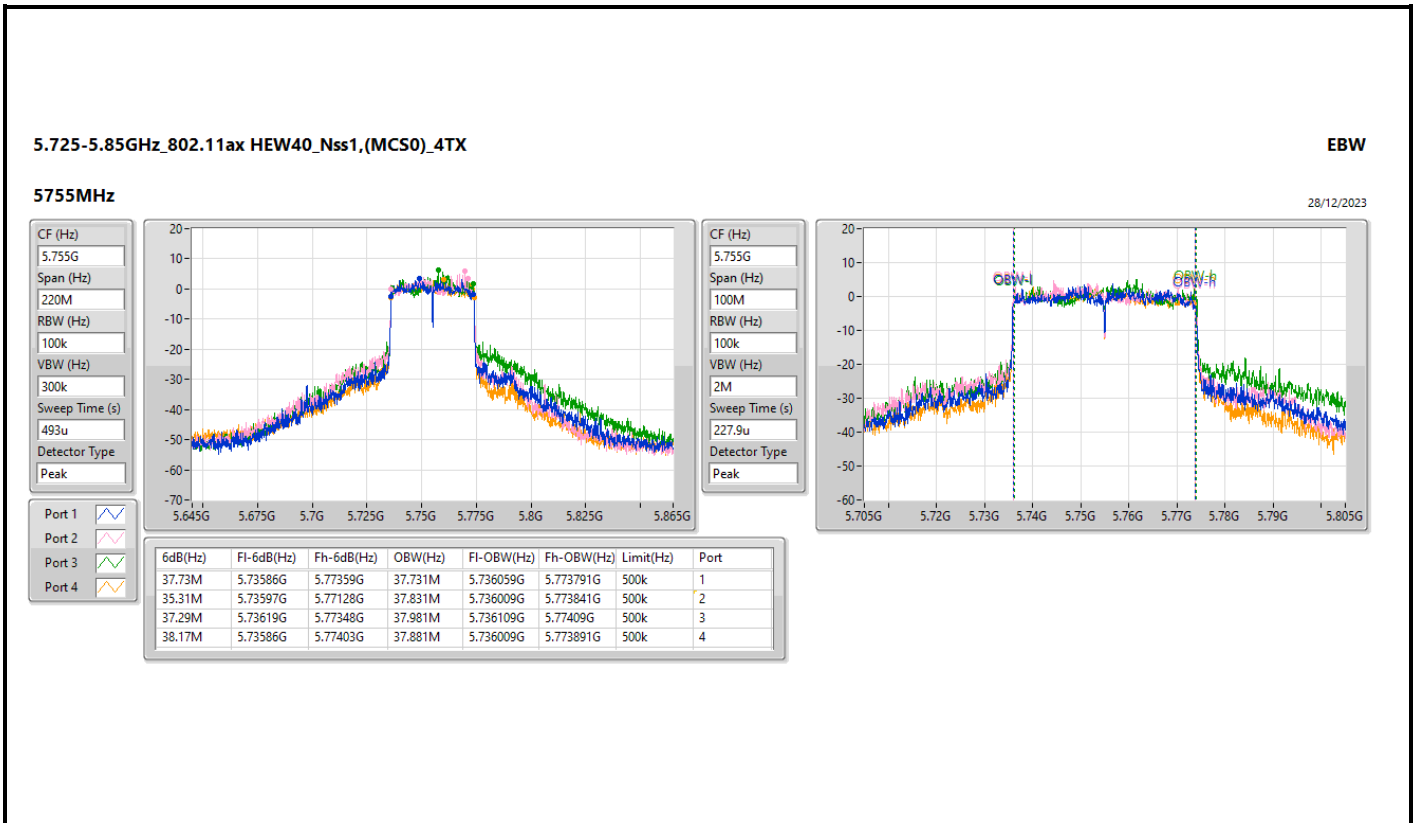


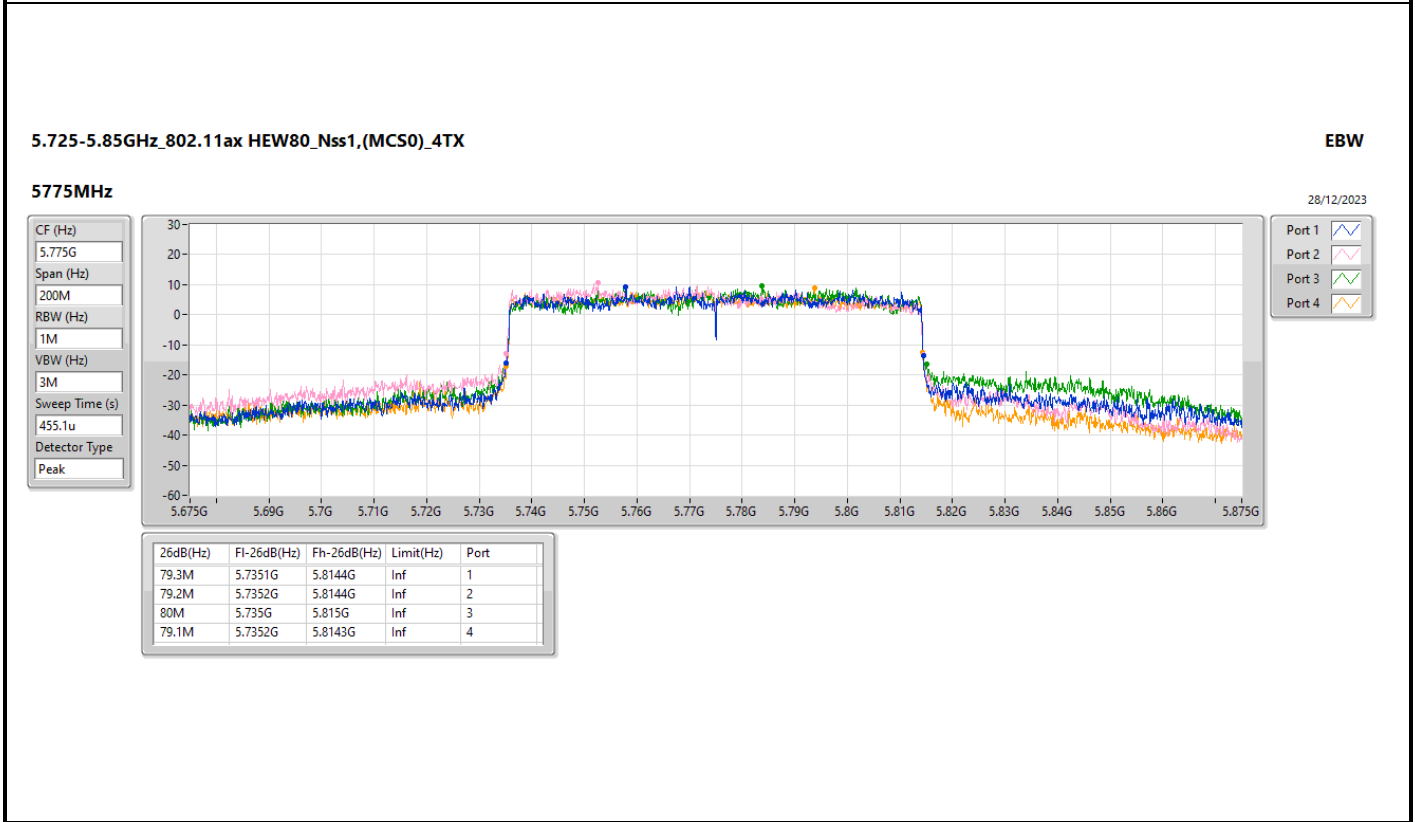
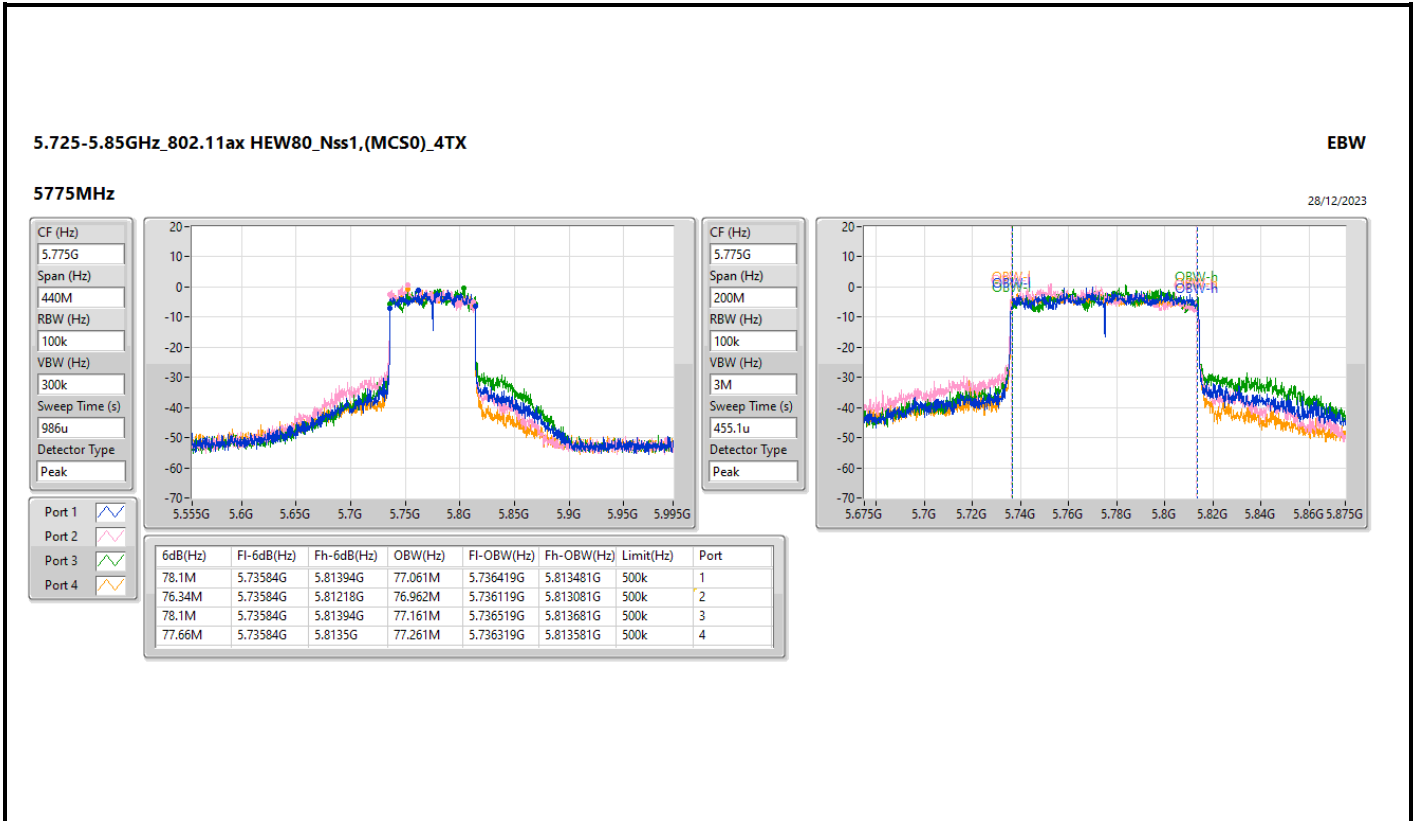
26dB(Hz)	Fl-26dB(Hz)	Fh-26dB(Hz)	OBW(Hz)	Fl-OBW(Hz)	Fh-OBW(Hz)	Limit(Hz)	Port
20.515M	5.16977G	5.190285G	18.916M	5.17053G	5.189445G	Inf	1
19.965M	5.1701G	5.190065G	18.816M	5.170555G	5.18937G	Inf	2
20.13M	5.16999G	5.19012G	18.891M	5.17053G	5.18942G	Inf	3
20.845M	5.169275G	5.19012G	18.941M	5.170505G	5.189445G	Inf	4













Summary

Mode	Max-N dB (Hz)	Max-OBW (Hz)	ITU-Code	Min-N dB (Hz)	Min-OBW (Hz)
5.15-5.25GHz	-	-	-	-	-
802.11a_Nss1,(6Mbps)_4TX	18.92M	16.536M	16M5D1D	17.82M	16.338M
802.11ax HEW20_Nss1,(MCS0)_4TX	20.735M	19.015M	19M0D1D	19.965M	18.841M
802.11ax HEW40_Nss1,(MCS0)_4TX	39.82M	37.681M	37M7D1D	38.83M	37.481M
802.11ax HEW80_Nss1,(MCS0)_4TX	79.42M	77.261M	77M3D1D	78.76M	76.862M

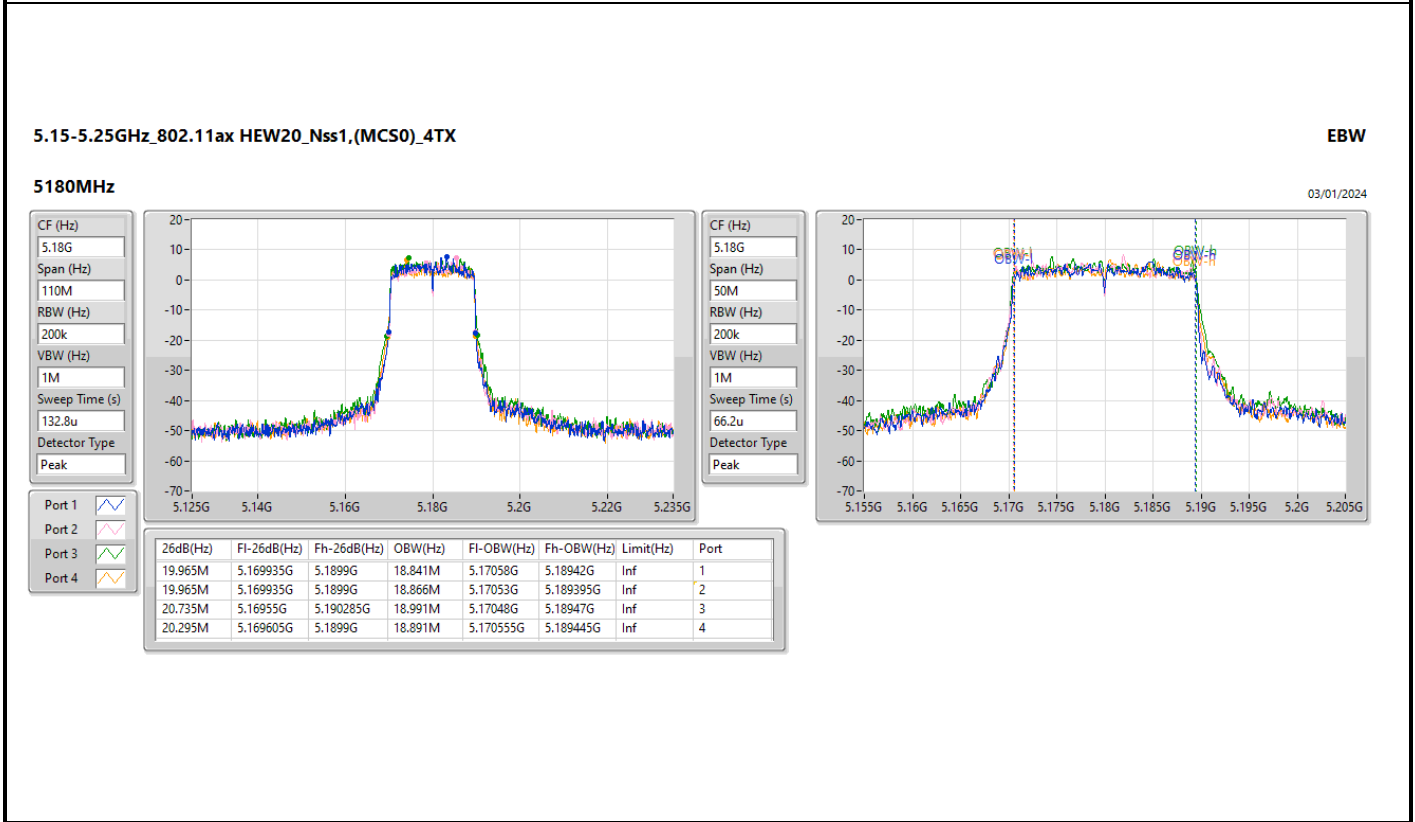
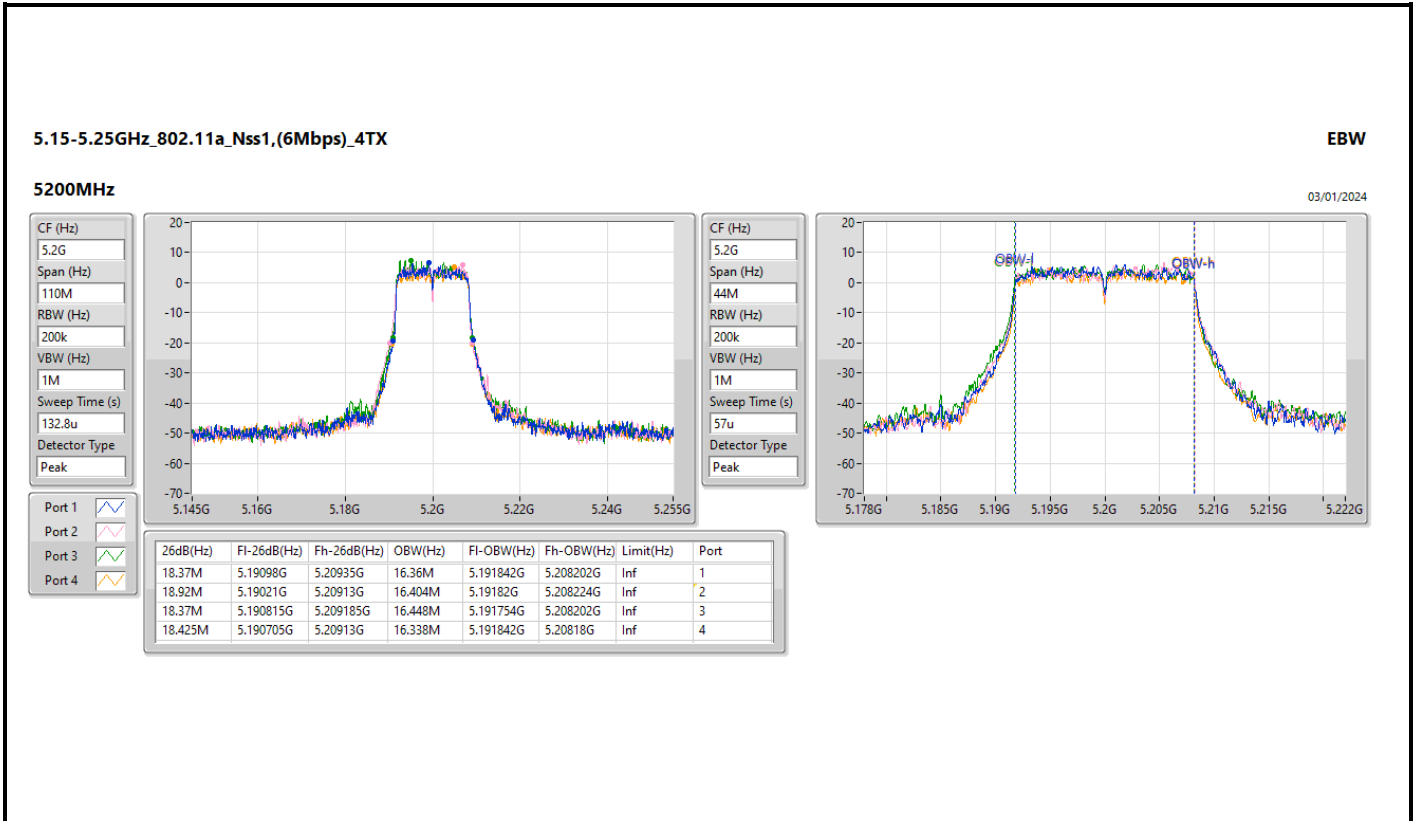
Max-N dB = Maximum 6dB down bandwidth for 5.725-5.85GHz band / Maximum 26dB down bandwidth for other band;
Max-OBW = Maximum 99% occupied bandwidth;
Min-N dB = Minimum 6dB down bandwidth for 5.725-5.85GHz band / Maximum 26dB down bandwidth for other band;
Min-OBW = Minimum 99% occupied bandwidth

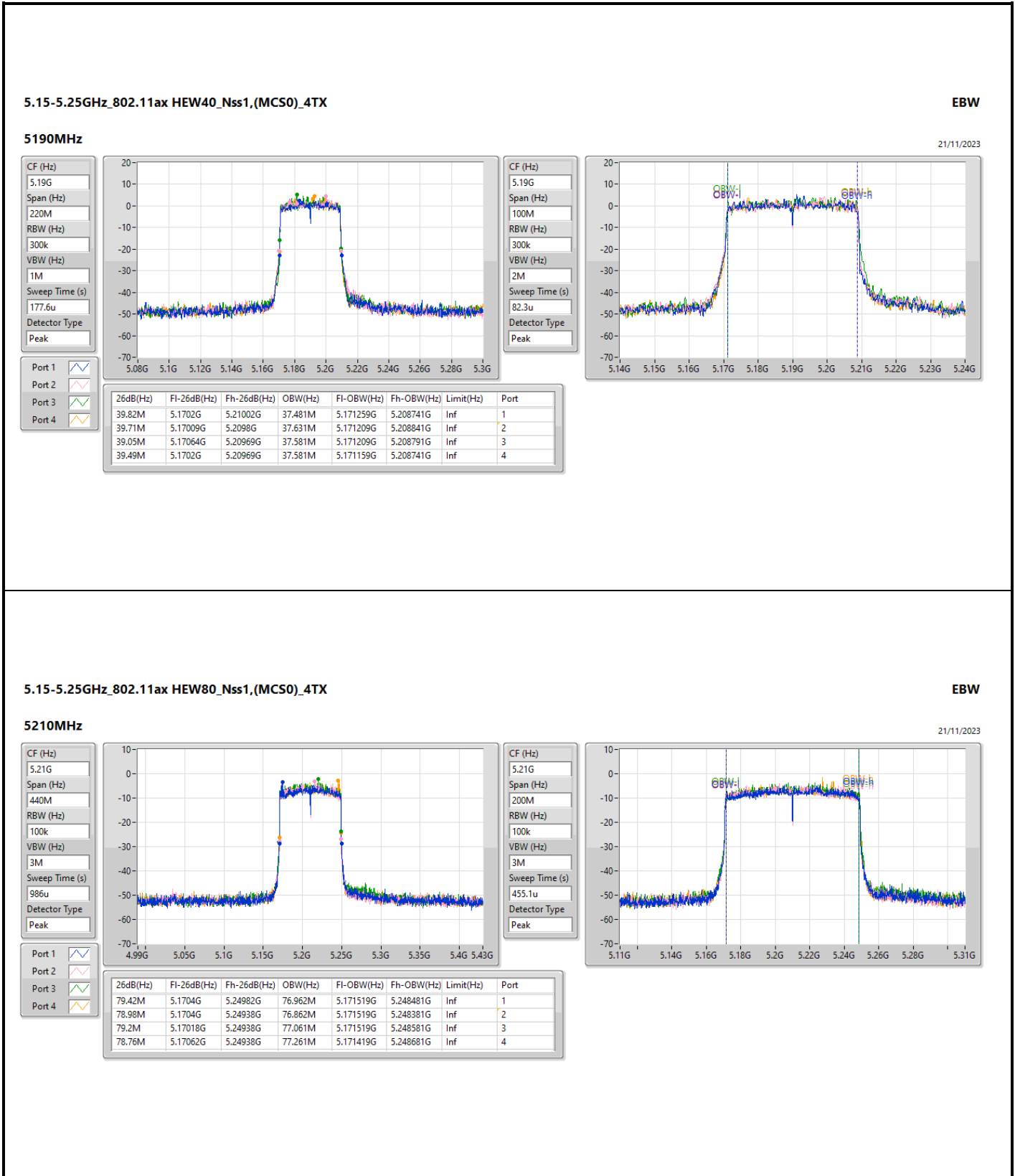


Result

Mode	Result	Limit (Hz)	Port 1-N dB (Hz)	Port 1-OBW (Hz)	Port 2-N dB (Hz)	Port 2-OBW (Hz)	Port 3-N dB (Hz)	Port 3-OBW (Hz)	Port 4-N dB (Hz)	Port 4-OBW (Hz)
802.11a_Nss1,(6Mbps)_4TX	-	-	-	-	-	-	-	-	-	-
5180MHz	Pass	Inf	18.7M	16.338M	17.82M	16.382M	18.81M	16.36M	18.315M	16.382M
5200MHz	Pass	Inf	18.37M	16.36M	18.92M	16.404M	18.37M	16.448M	18.425M	16.338M
5240MHz	Pass	Inf	18.48M	16.382M	18.59M	16.536M	18.645M	16.404M	18.755M	16.338M
802.11ax HEW20_Nss1,(MCS0)_4TX	-	-	-	-	-	-	-	-	-	-
5180MHz	Pass	Inf	19.965M	18.841M	19.965M	18.866M	20.735M	18.991M	20.295M	18.891M
5200MHz	Pass	Inf	20.46M	18.916M	20.46M	18.941M	20.68M	18.966M	20.46M	18.866M
5240MHz	Pass	Inf	20.35M	18.866M	20.625M	18.891M	20.185M	19.015M	20.295M	18.841M
802.11ax HEW40_Nss1,(MCS0)_4TX	-	-	-	-	-	-	-	-	-	-
5190MHz	Pass	Inf	39.82M	37.481M	39.71M	37.631M	39.05M	37.581M	39.49M	37.581M
5230MHz	Pass	Inf	39.82M	37.681M	39.49M	37.681M	39.49M	37.681M	38.83M	37.581M
802.11ax HEW80_Nss1,(MCS0)_4TX	-	-	-	-	-	-	-	-	-	-
5210MHz	Pass	Inf	79.42M	76.962M	78.98M	76.862M	79.2M	77.061M	78.76M	77.261M

Port X-N dB = Port X 6dB down bandwidth for 5.725-5.85GHz band / 26dB down bandwidth for other band
 Port X-OBW = Port X 99% occupied bandwidth







Summary

Mode	Max-N dB (Hz)	Max-OBW (Hz)	ITU-Code	Min-N dB (Hz)	Min-OBW (Hz)
5.725-5.85GHz	-	-	-	-	-
802.11a_Nss1,(6Mbps)_4TX	16.555M	36.172M	36M2D1D	16.335M	21.945M
802.11ax HEW20_Nss1,(MCS0)_4TX	19.195M	43.403M	43M4D1D	17.655M	21.339M
802.11ax HEW40_Nss1,(MCS0)_4TX	38.17M	52.274M	52M3D1D	34.21M	37.681M
802.11ax HEW80_Nss1,(MCS0)_4TX	77.88M	77.161M	77M2D1D	72.38M	76.862M

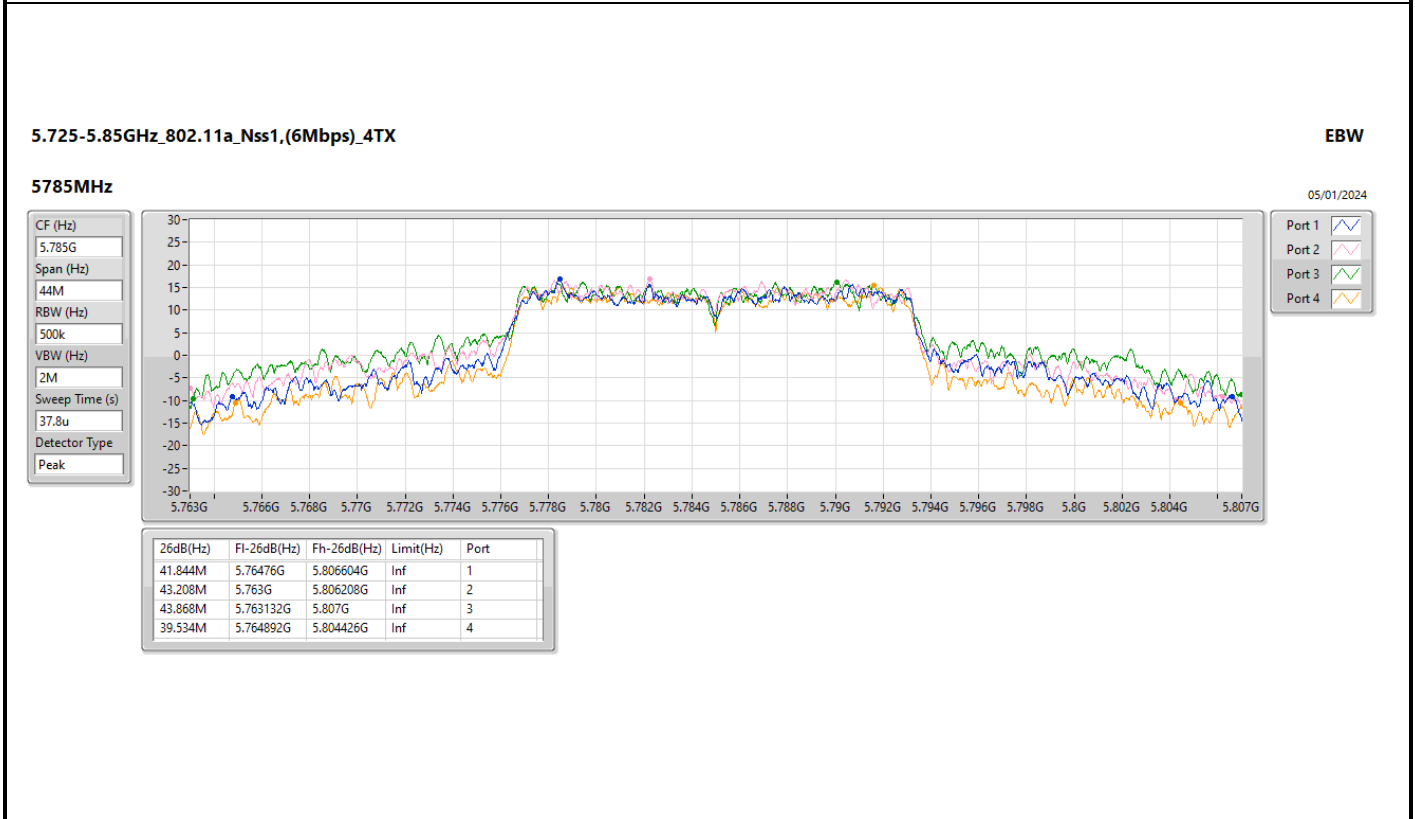
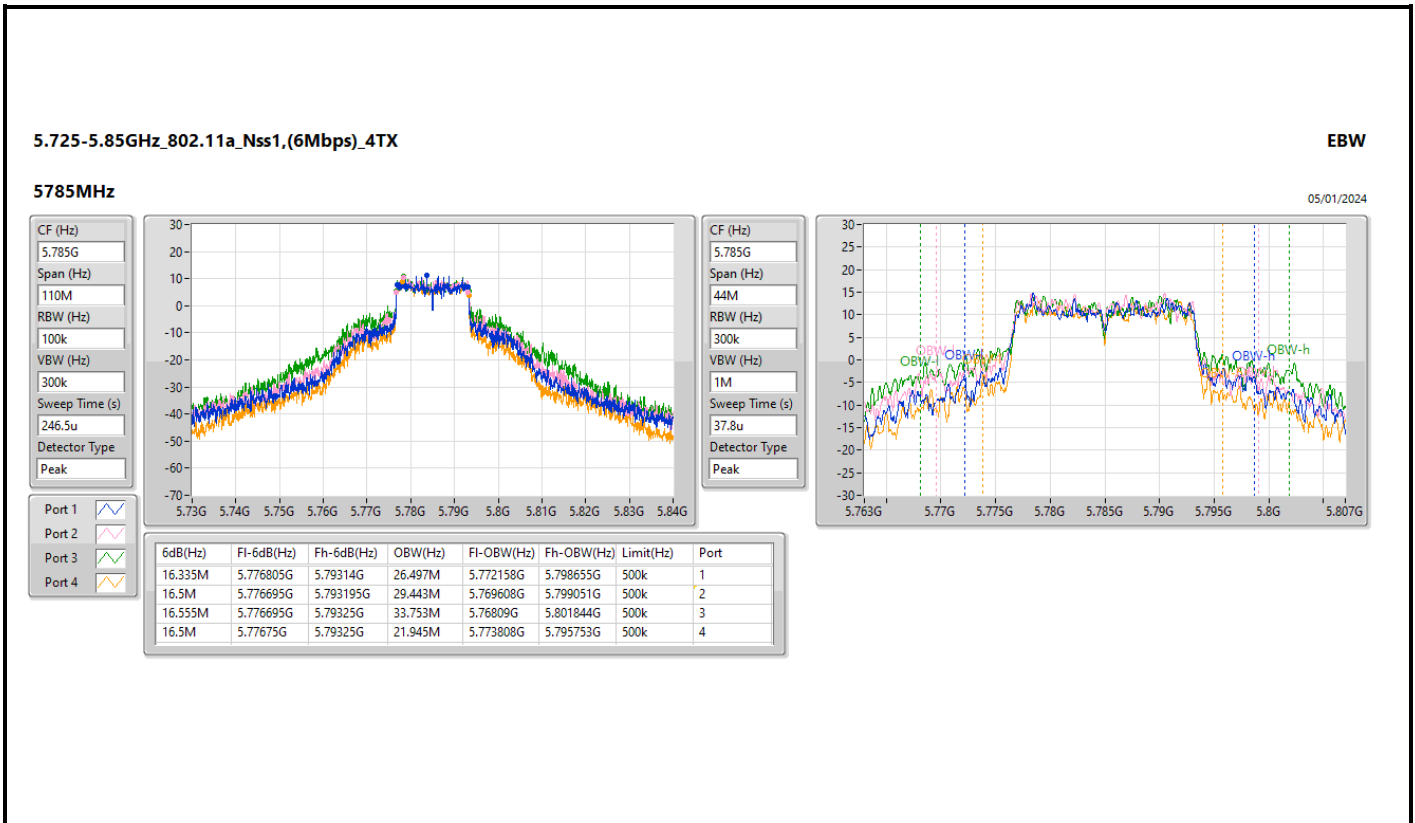
Max-N dB = Maximum 6dB down bandwidth for 5.725-5.85GHz band / Maximum 26dB down bandwidth for other band;
Max-OBW = Maximum 99% occupied bandwidth;
Min-N dB = Minimum 6dB down bandwidth for 5.725-5.85GHz band / Maximum 26dB down bandwidth for other band;
Min-OBW = Minimum 99% occupied bandwidth

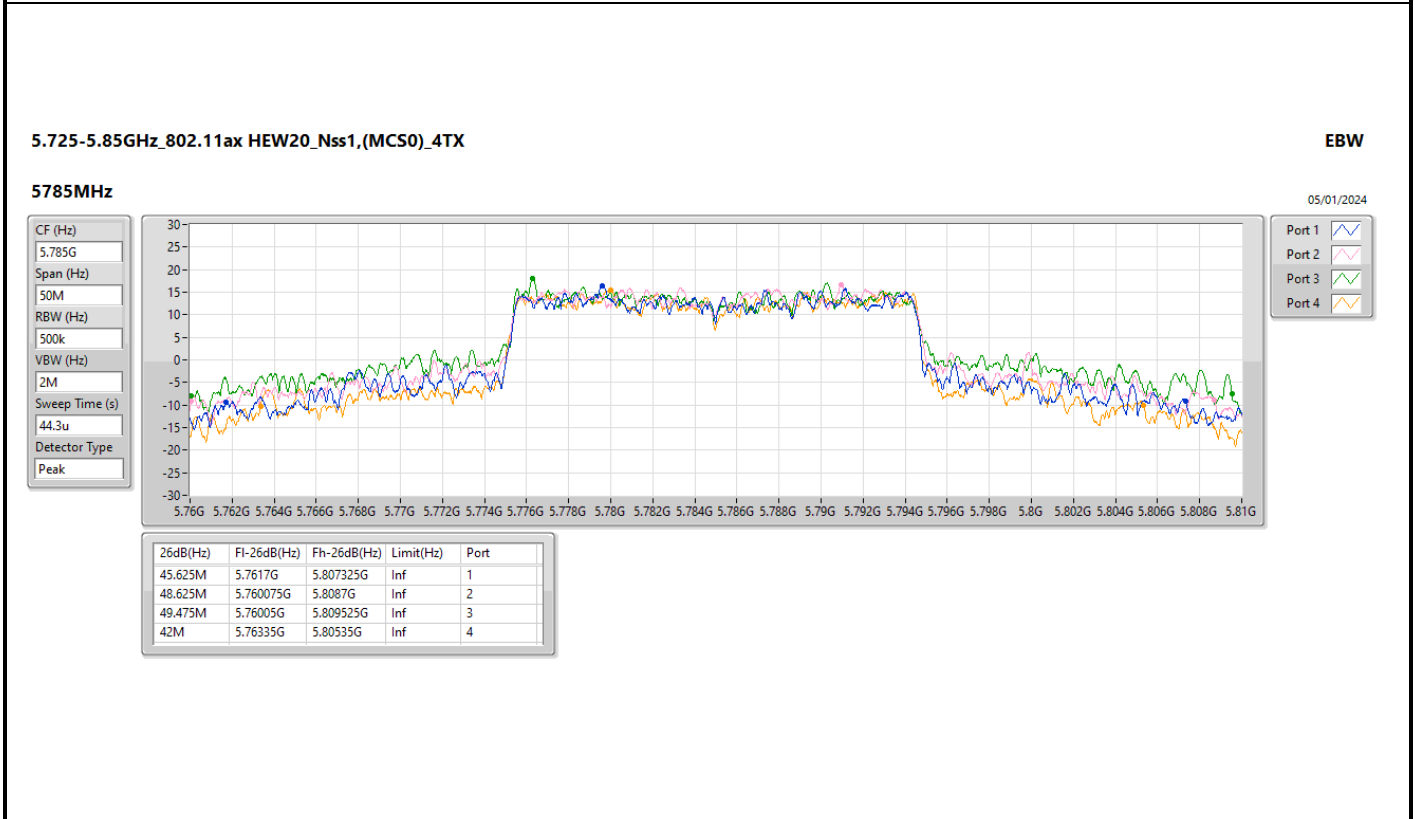
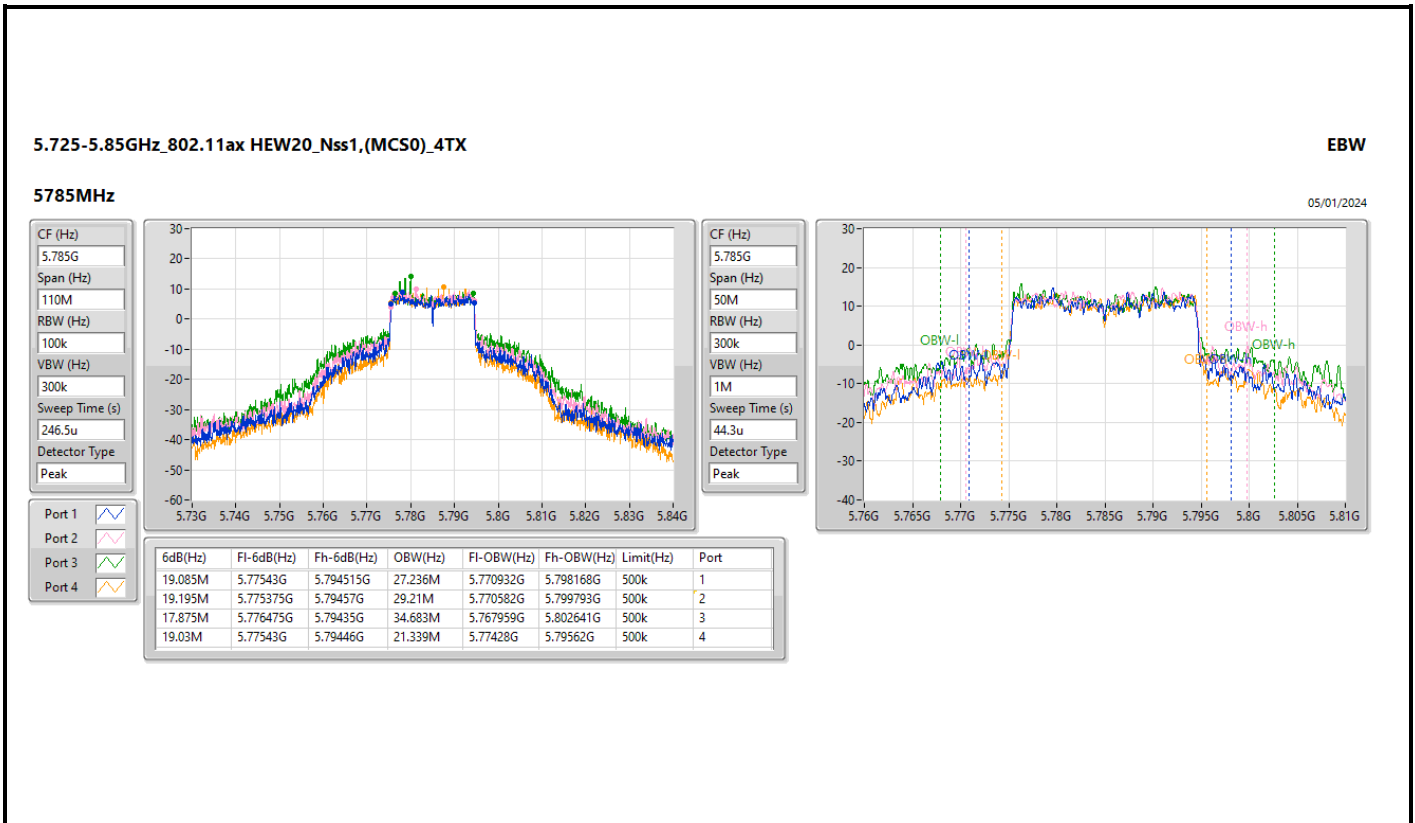


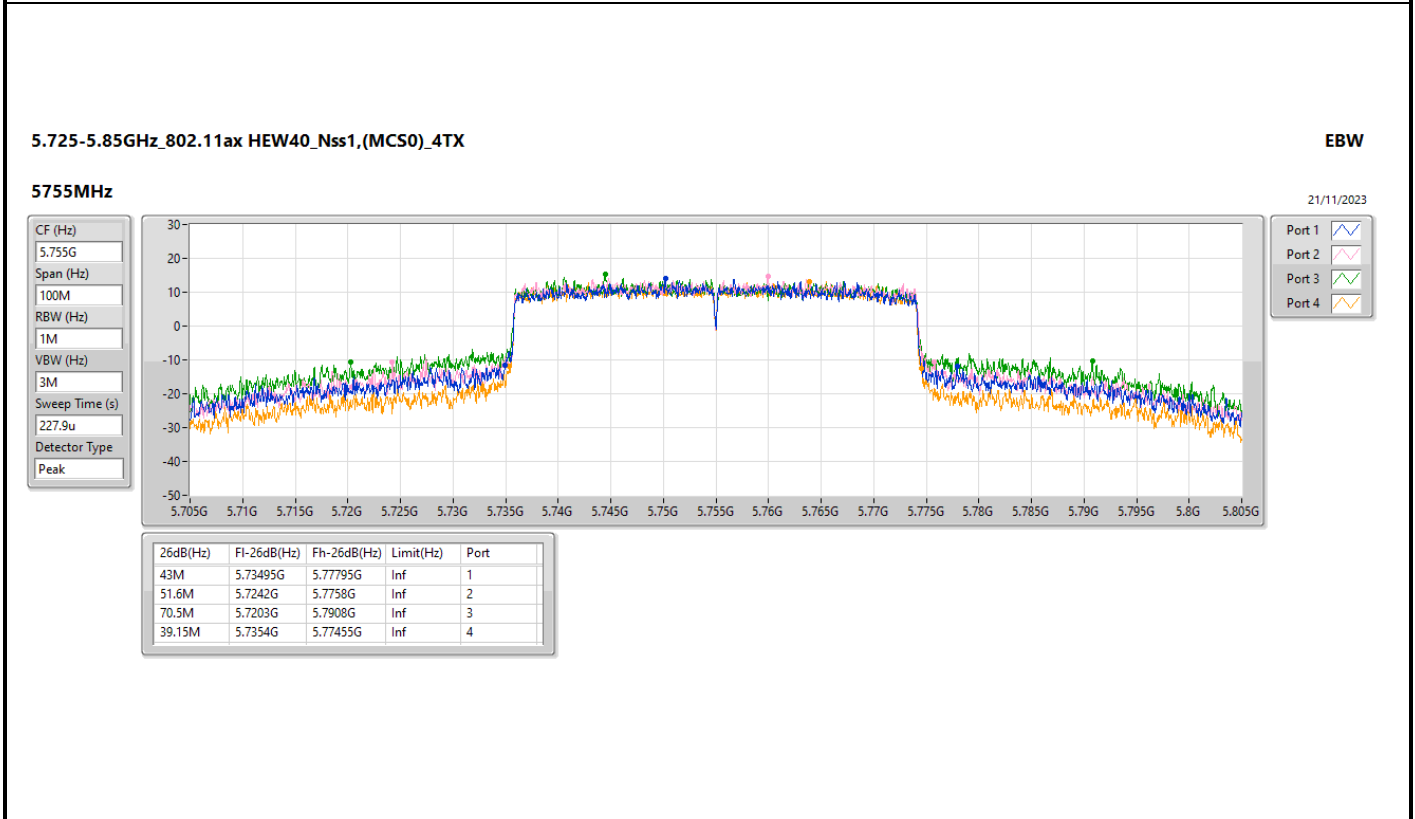
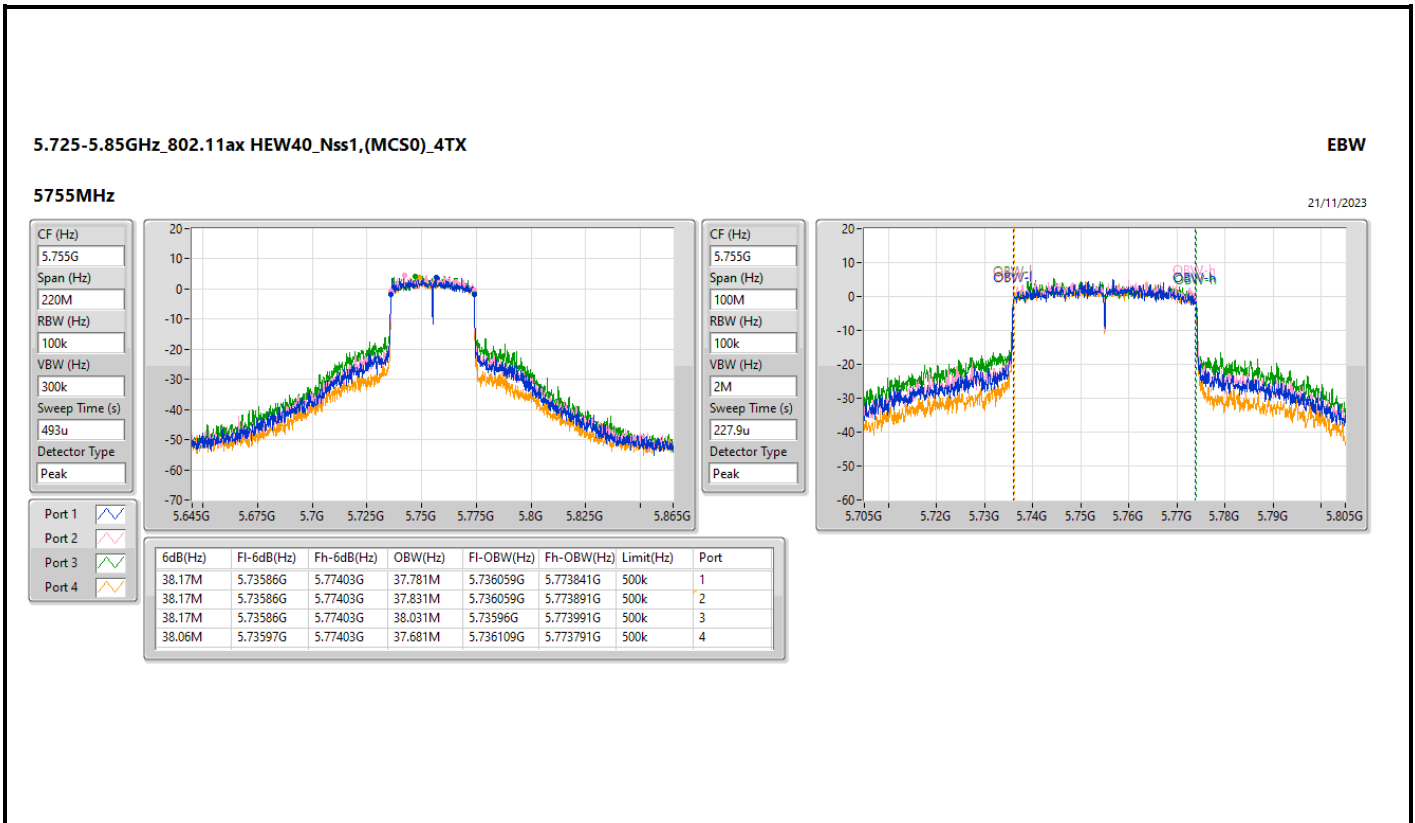
Result

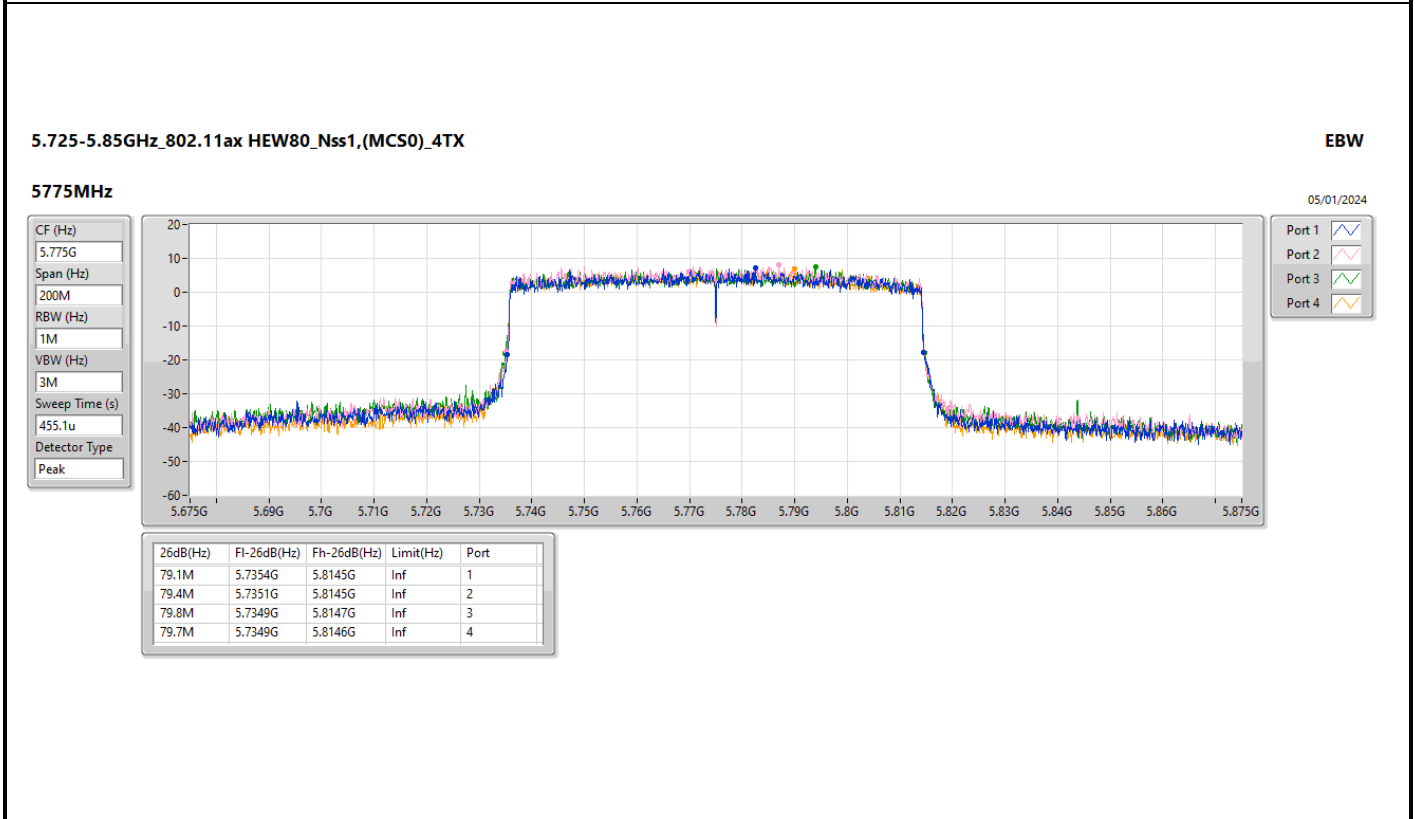
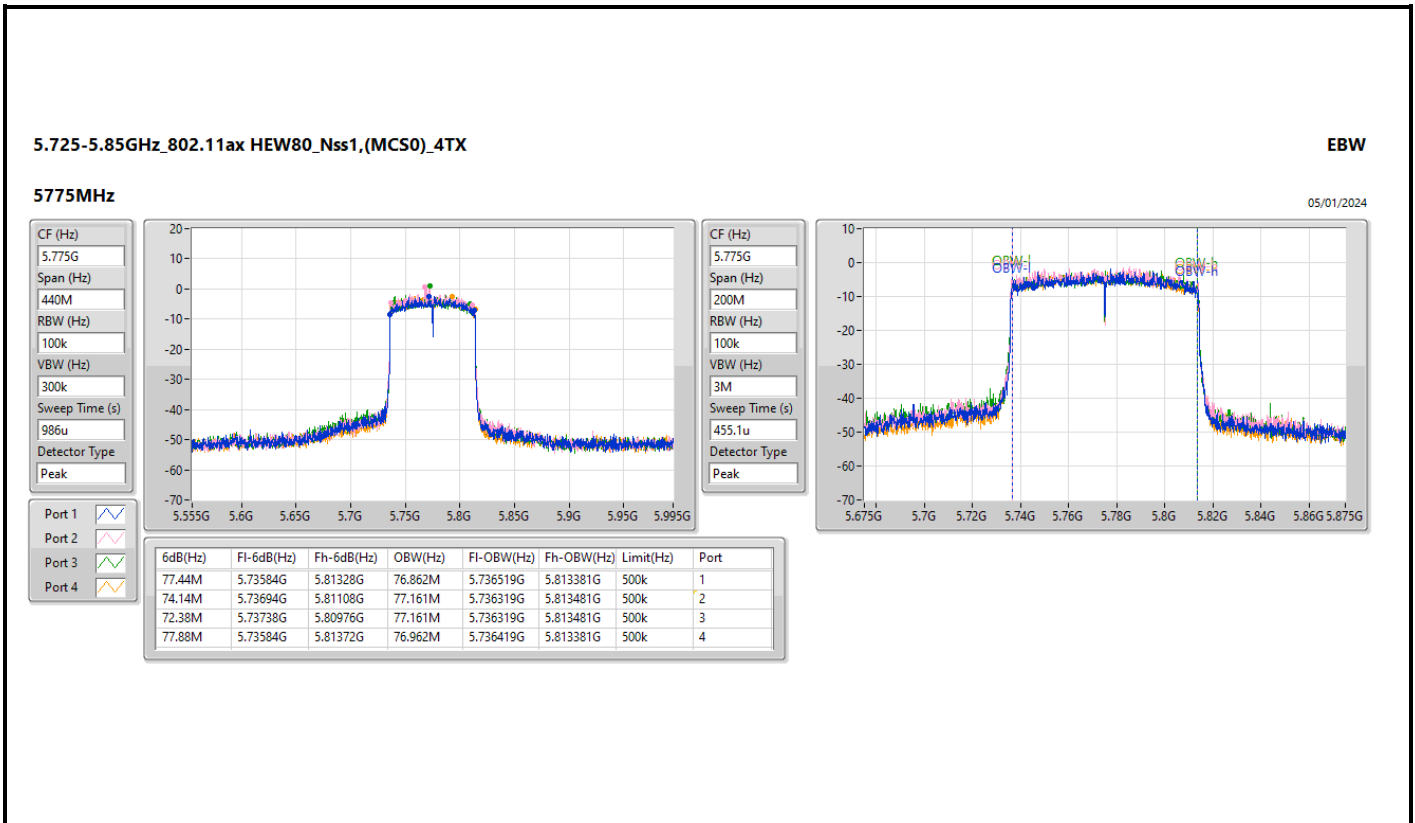
Mode	Result	Limit (Hz)	Port 1-N dB (Hz)	Port 1-OBW (Hz)	Port 2-N dB (Hz)	Port 2-OBW (Hz)	Port 3-N dB (Hz)	Port 3-OBW (Hz)	Port 4-N dB (Hz)	Port 4-OBW (Hz)
802.11a_Nss1,(6Mbps)_4TX	-	-	-	-	-	-	-	-	-	-
5745MHz	Pass	500k	16.5M	25.881M	16.335M	27.794M	16.445M	28.498M	16.335M	24.958M
5785MHz	Pass	500k	16.335M	26.497M	16.5M	29.443M	16.555M	33.753M	16.5M	21.945M
5825MHz	Pass	500k	16.335M	35.534M	16.555M	35.886M	16.555M	36.172M	16.5M	35.93M
802.11ax HEW20_Nss1,(MCS0)_4TX	-	-	-	-	-	-	-	-	-	-
5745MHz	Pass	500k	19.085M	22.389M	19.085M	28.861M	19.085M	29.96M	19.14M	27.411M
5785MHz	Pass	500k	19.085M	27.236M	19.195M	29.21M	17.875M	34.683M	19.03M	21.339M
5825MHz	Pass	500k	17.655M	41.779M	19.085M	43.403M	19.14M	42.779M	18.7M	41.779M
802.11ax HEW40_Nss1,(MCS0)_4TX	-	-	-	-	-	-	-	-	-	-
5755MHz	Pass	500k	38.17M	37.781M	38.17M	37.831M	38.17M	38.031M	38.06M	37.681M
5795MHz	Pass	500k	34.21M	40.93M	37.84M	37.881M	38.06M	52.274M	37.84M	37.731M
802.11ax HEW80_Nss1,(MCS0)_4TX	-	-	-	-	-	-	-	-	-	-
5775MHz	Pass	500k	77.44M	76.862M	74.14M	77.161M	72.38M	77.161M	77.88M	76.962M

Port X-N dB = Port X 6dB down bandwidth for 5.725-5.85GHz band / 26dB down bandwidth for other band
 Port X-OBW = Port X 99% occupied bandwidth











Summary

Mode	Max-N dB (Hz)	Max-OBW (Hz)	ITU-Code	Min-N dB (Hz)	Min-OBW (Hz)
5.15-5.25GHz	-	-	-	-	-
802.11ax HEW20-BF_Nss1,(MCS0)_4TX	20.955M	18.991M	19M0D1D	20.02M	18.841M
802.11ax HEW40-BF_Nss1,(MCS0)_4TX	40.04M	37.631M	37M6D1D	38.94M	37.481M
802.11ax HEW80-BF_Nss1,(MCS0)_4TX	79.64M	77.361M	77M4D1D	78.76M	76.862M
5.725-5.85GHz	-	-	-	-	-
802.11ax HEW20-BF_Nss1,(MCS0)_4TX	19.085M	18.941M	18M9D1D	18.26M	18.791M
802.11ax HEW40-BF_Nss1,(MCS0)_4TX	38.17M	37.981M	38M0D1D	34.1M	37.431M
802.11ax HEW80-BF_Nss1,(MCS0)_4TX	75.9M	76.962M	77M0D1D	37.84M	75.862M

Max-N dB = Maximum 6dB down bandwidth for 5.725-5.85GHz band / Maximum 26dB down bandwidth for other band;
Max-OBW = Maximum 99% occupied bandwidth;
Min-N dB = Minimum 6dB down bandwidth for 5.725-5.85GHz band / Maximum 26dB down bandwidth for other band;
Min-OBW = Minimum 99% occupied bandwidth



Result

Mode	Result	Limit (Hz)	Port 1-N dB (Hz)	Port 1-OBW (Hz)	Port 2-N dB (Hz)	Port 2-OBW (Hz)	Port 3-N dB (Hz)	Port 3-OBW (Hz)	Port 4-N dB (Hz)	Port 4-OBW (Hz)
802.11ax HEW20-BF_Nss1,(MCS0)_4TX	-	-	-	-	-	-	-	-	-	-
5180MHz	Pass	Inf	20.515M	18.924M	20.02M	18.902M	20.955M	18.97M	20.35M	18.909M
5200MHz	Pass	Inf	20.46M	18.891M	20.02M	18.866M	20.185M	18.866M	20.57M	18.916M
5240MHz	Pass	Inf	20.02M	18.991M	20.24M	18.966M	20.68M	18.841M	20.13M	18.991M
5745MHz	Pass	500k	18.975M	18.941M	18.26M	18.941M	19.03M	18.891M	18.81M	18.916M
5785MHz	Pass	500k	18.865M	18.791M	18.755M	18.816M	19.03M	18.941M	18.975M	18.941M
5825MHz	Pass	500k	19.03M	18.816M	18.865M	18.866M	19.085M	18.891M	18.975M	18.941M
802.11ax HEW40-BF_Nss1,(MCS0)_4TX	-	-	-	-	-	-	-	-	-	-
5190MHz	Pass	Inf	40.04M	37.581M	38.94M	37.631M	39.93M	37.631M	39.82M	37.631M
5230MHz	Pass	Inf	39.93M	37.531M	39.93M	37.631M	39.82M	37.581M	39.27M	37.481M
5755MHz	Pass	500k	38.06M	37.581M	34.1M	37.581M	37.62M	37.981M	38.17M	37.781M
5795MHz	Pass	500k	38.06M	37.731M	36.52M	37.431M	37.95M	37.731M	38.06M	37.781M
802.11ax HEW80-BF_Nss1,(MCS0)_4TX	-	-	-	-	-	-	-	-	-	-
5210MHz	Pass	Inf	78.76M	77.261M	79.64M	76.862M	79.64M	77.361M	79.2M	77.161M
5775MHz	Pass	500k	61.38M	76.962M	37.84M	75.862M	75.9M	76.962M	75.24M	76.762M

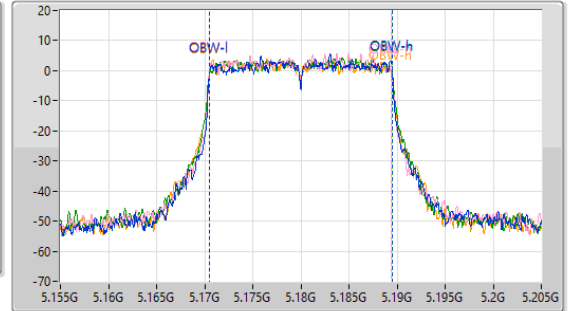
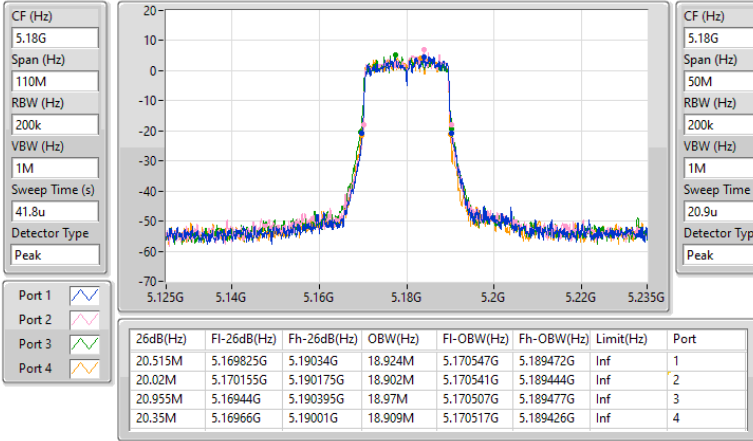
Port X-N dB = Port X 6dB down bandwidth for 5.725-5.85GHz band / 26dB down bandwidth for other band
 Port X-OBW = Port X 99% occupied bandwidth

5.15-5.25GHz_802.11ax HEW20-BF_Nss1,(MCS0)_4TX

EBW

5180MHz

25/03/2024

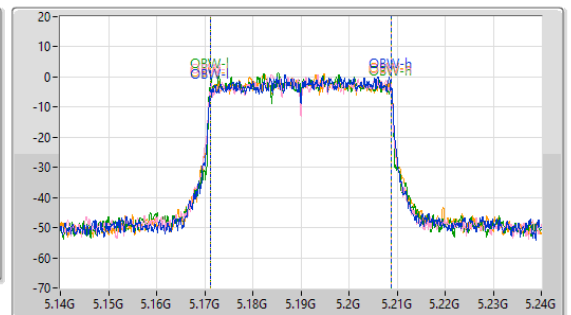
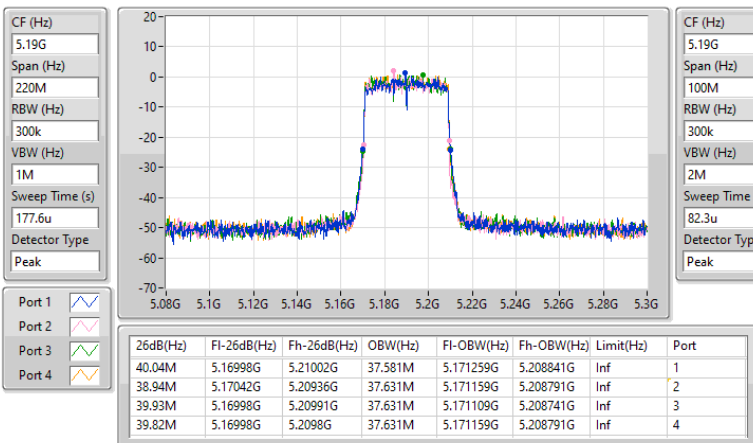


5.15-5.25GHz_802.11ax HEW40-BF_Nss1,(MCS0)_4TX

EBW

5190MHz

23/02/2024

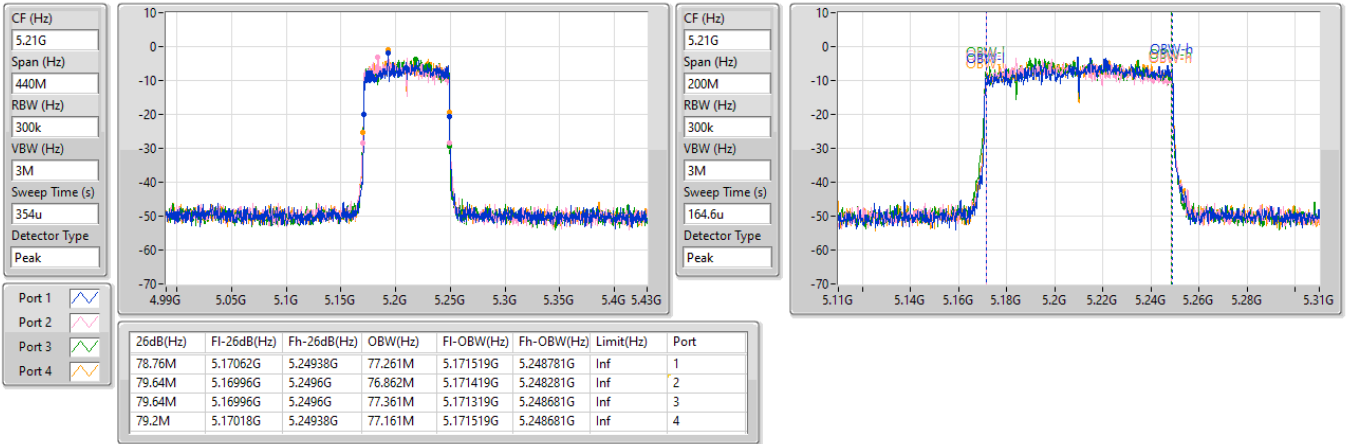


5.15-5.25GHz_802.11ax HEW80-BF_Nss1,(MCS0)_4TX

EBW

5210MHz

23/02/2024

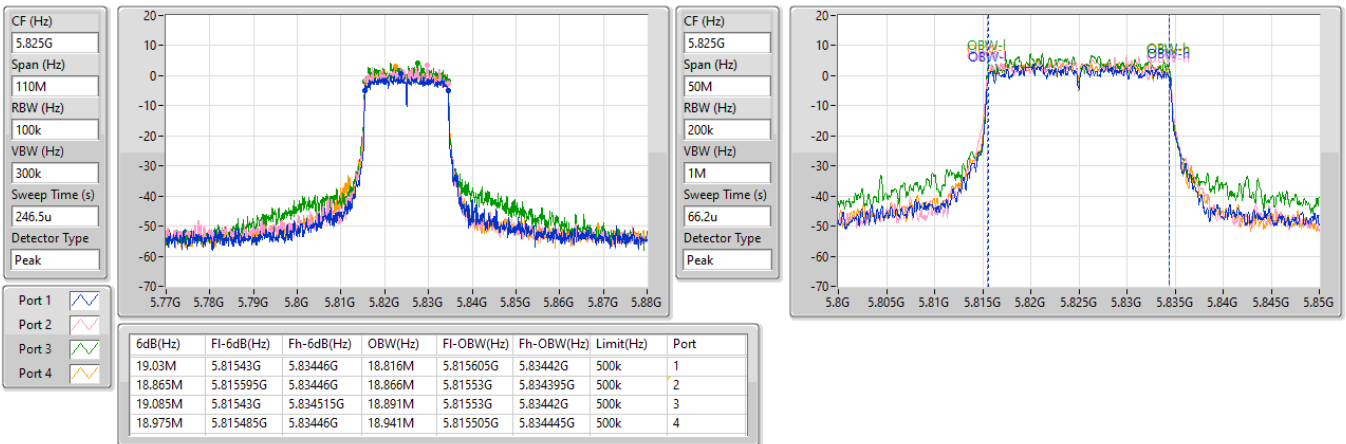


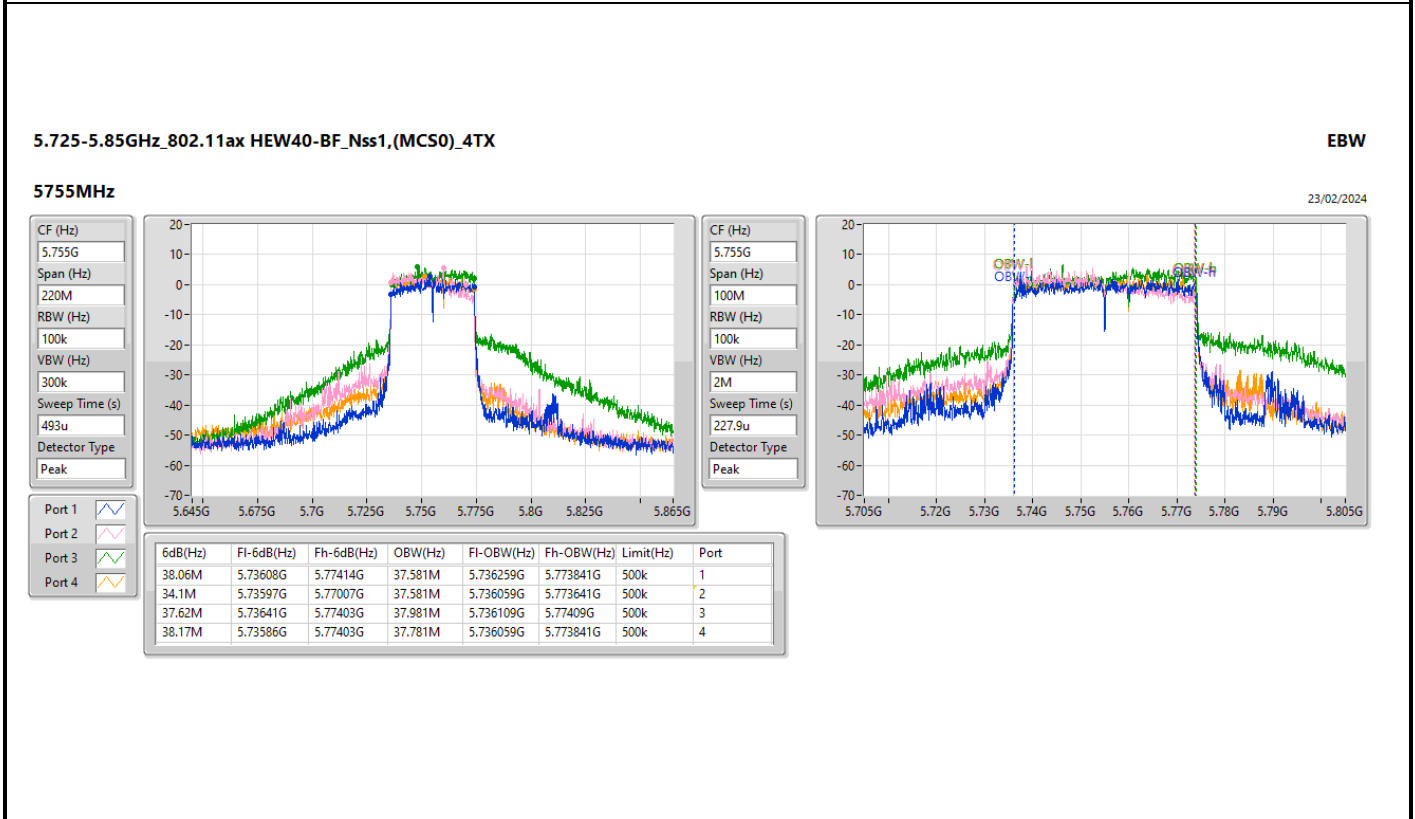
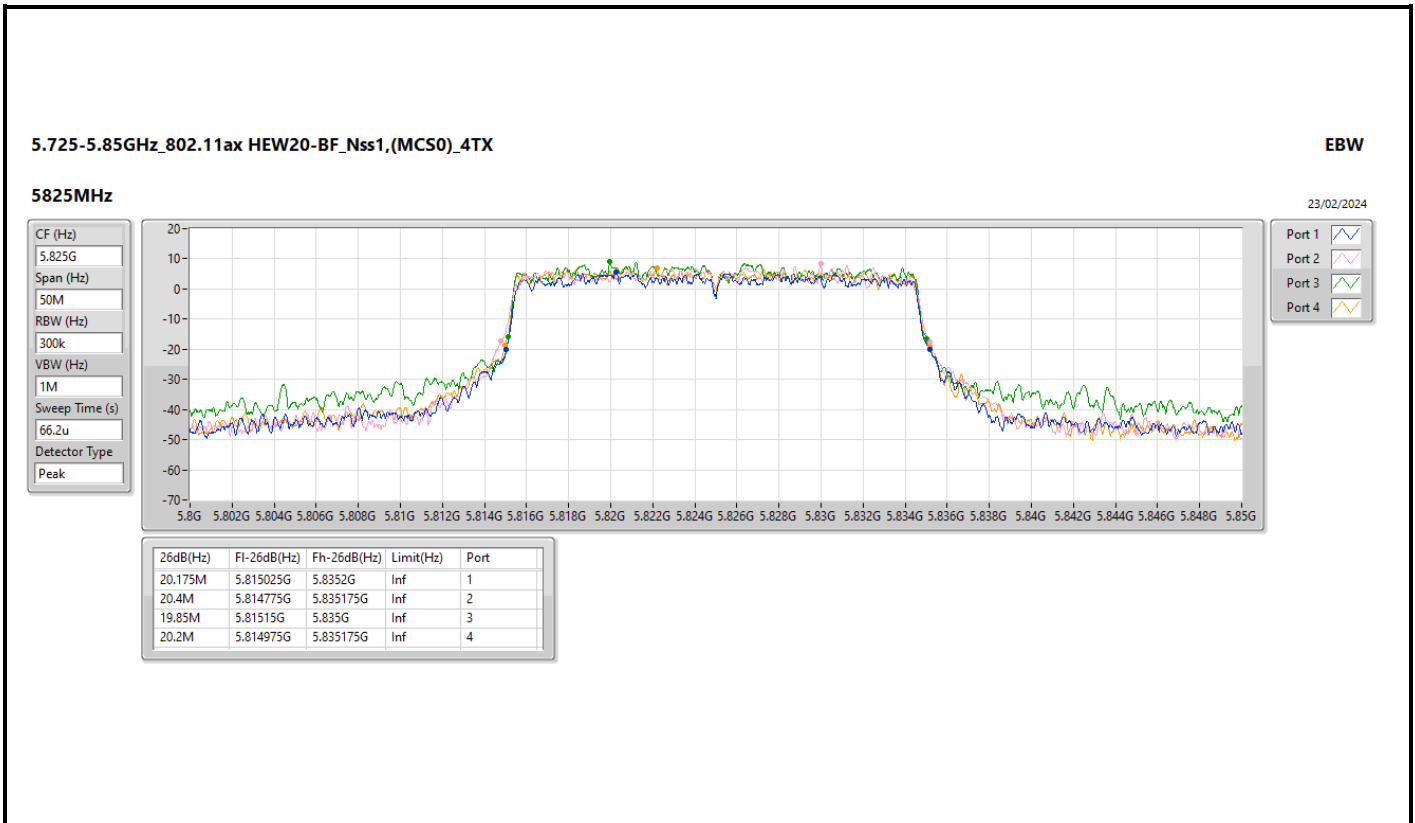
5.725-5.85GHz_802.11ax HEW20-BF_Nss1,(MCS0)_4TX

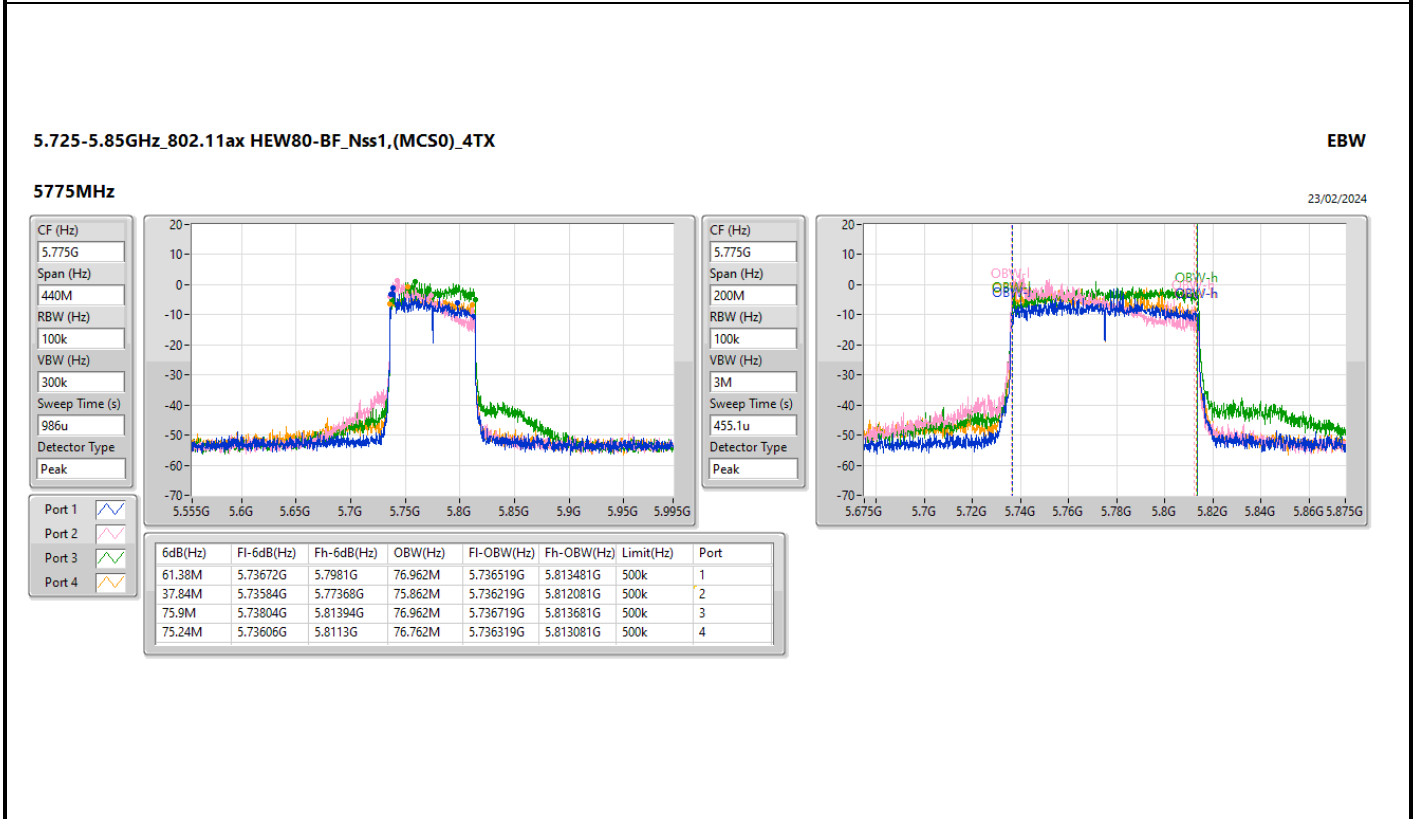
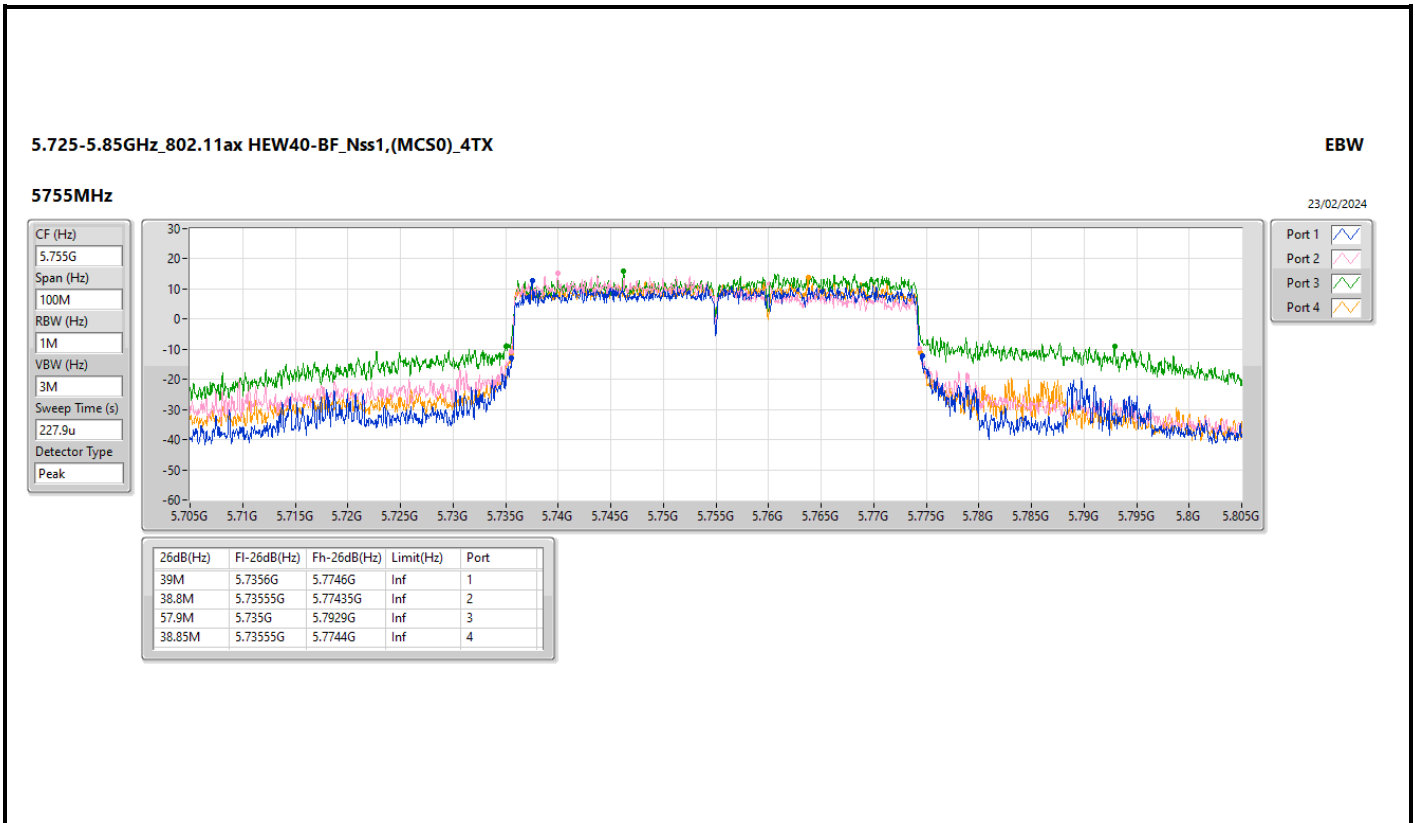
EBW

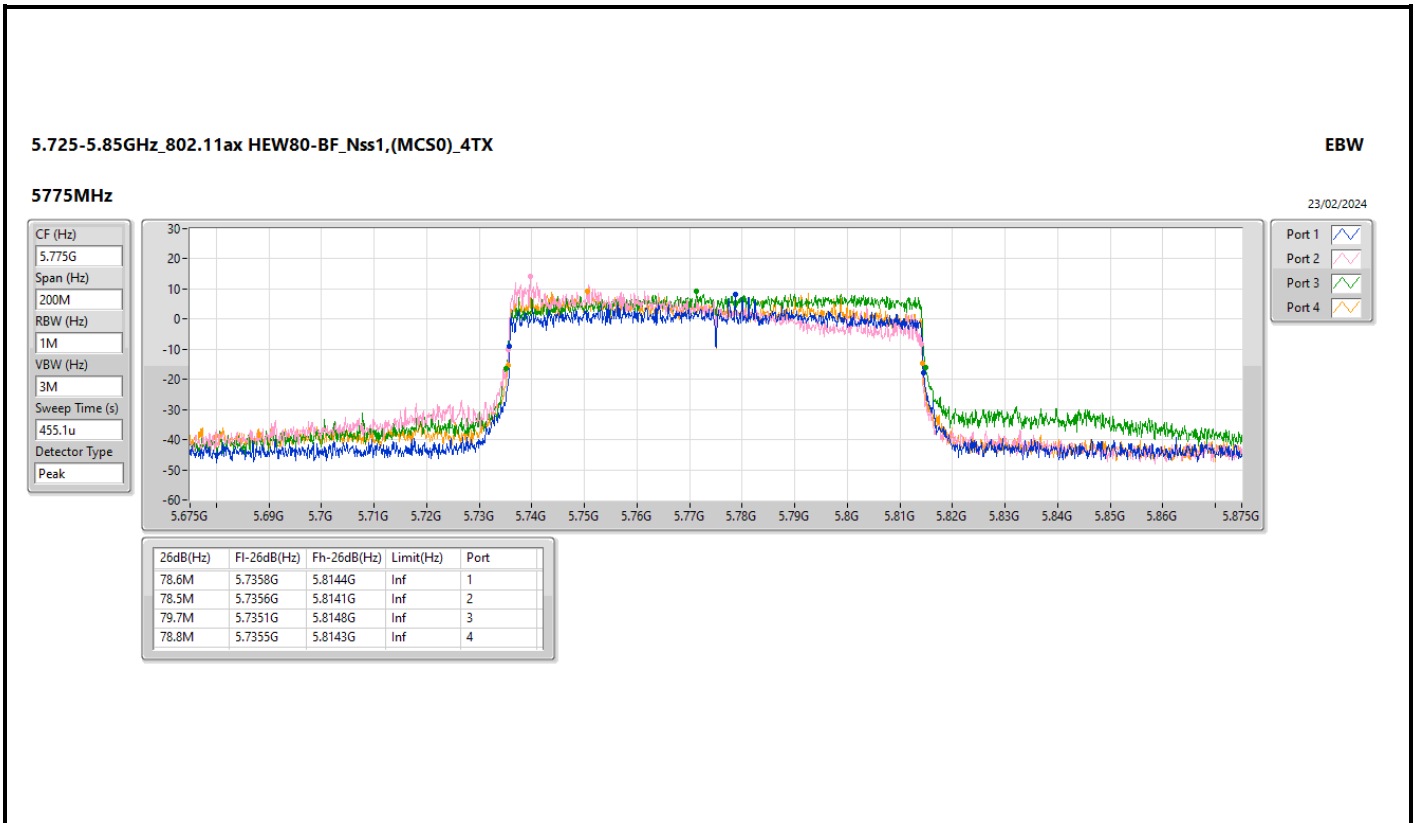
5825MHz

23/02/2024











Summary

Mode	Max-N dB (Hz)	Max-OBW (Hz)	ITU-Code	Min-N dB (Hz)	Min-OBW (Hz)
5.15-5.25GHz	-	-	-	-	-
802.11ax HEW20-BF_Nss1,(MCS0)_4TX	20.735M	18.941M	18M9D1D	19.745M	18.866M
802.11ax HEW40-BF_Nss1,(MCS0)_4TX	39.93M	37.731M	37M7D1D	38.94M	37.431M
802.11ax HEW80-BF_Nss1,(MCS0)_4TX	80.3M	77.361M	77M4D1D	79.2M	76.762M

Max-N dB = Maximum 6dB down bandwidth for 5.725-5.85GHz band / Maximum 26dB down bandwidth for other band;
Max-OBW = Maximum 99% occupied bandwidth;
Min-N dB = Minimum 6dB down bandwidth for 5.725-5.85GHz band / Maximum 26dB down bandwidth for other band;
Min-OBW = Minimum 99% occupied bandwidth



Result

Mode	Result	Limit (Hz)	Port 1-N dB (Hz)	Port 1-OBW (Hz)	Port 2-N dB (Hz)	Port 2-OBW (Hz)	Port 3-N dB (Hz)	Port 3-OBW (Hz)	Port 4-N dB (Hz)	Port 4-OBW (Hz)
802.11ax HEW20-BF_Nss1,(MCS0)_4TX	-	-	-	-	-	-	-	-	-	-
5180MHz	Pass	Inf	20.35M	18.891M	20.625M	18.916M	20.075M	18.866M	20.24M	18.891M
5200MHz	Pass	Inf	19.745M	18.866M	20.185M	18.916M	20.02M	18.916M	20.295M	18.891M
5240MHz	Pass	Inf	20.075M	18.941M	20.68M	18.916M	20.735M	18.866M	20.075M	18.916M
802.11ax HEW40-BF_Nss1,(MCS0)_4TX	-	-	-	-	-	-	-	-	-	-
5190MHz	Pass	Inf	39.93M	37.681M	38.94M	37.681M	39.71M	37.481M	39.16M	37.681M
5230MHz	Pass	Inf	39.71M	37.731M	39.27M	37.681M	39.6M	37.431M	39.71M	37.731M
802.11ax HEW80-BF_Nss1,(MCS0)_4TX	-	-	-	-	-	-	-	-	-	-
5210MHz	Pass	Inf	79.2M	77.061M	80.08M	76.762M	80.3M	77.061M	79.64M	77.361M

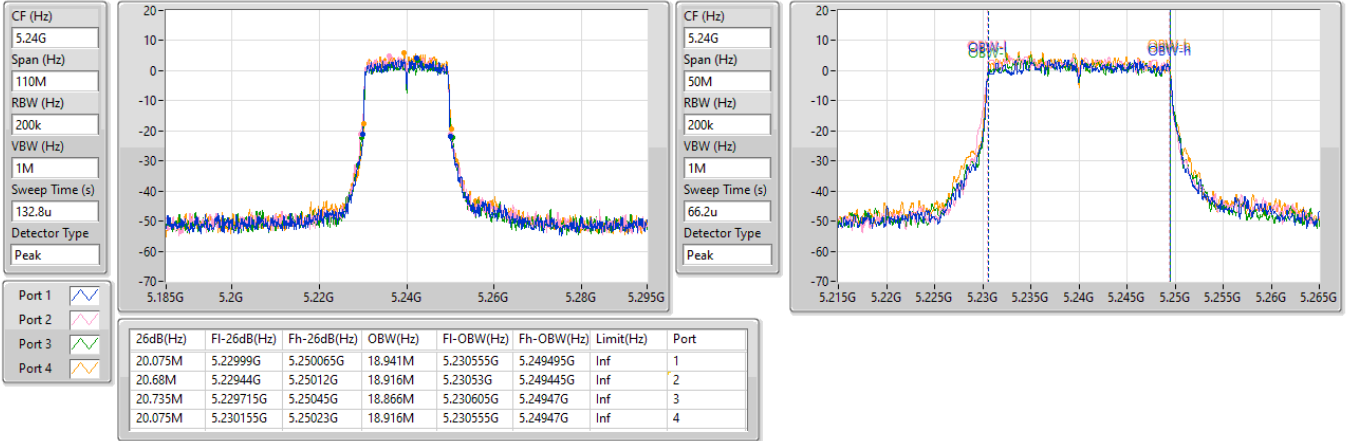
Port X-N dB = Port X 6dB down bandwidth for 5.725-5.85GHz band / 26dB down bandwidth for other band
 Port X-OBW = Port X 99% occupied bandwidth

5.15-5.25GHz_802.11ax HEW20-BF_Nss1,(MCS0)_4TX

EBW

5240MHz

23/02/2024

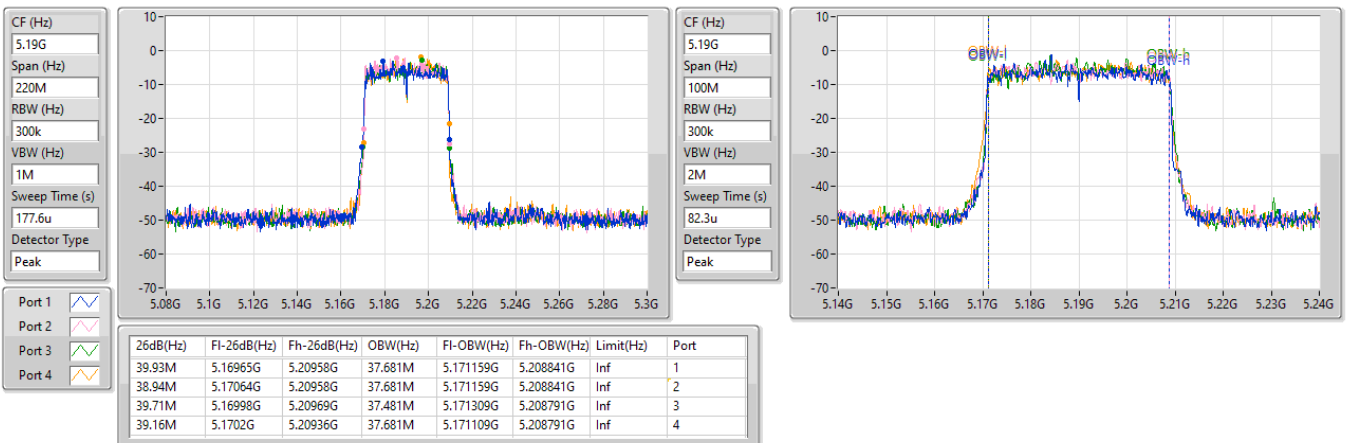


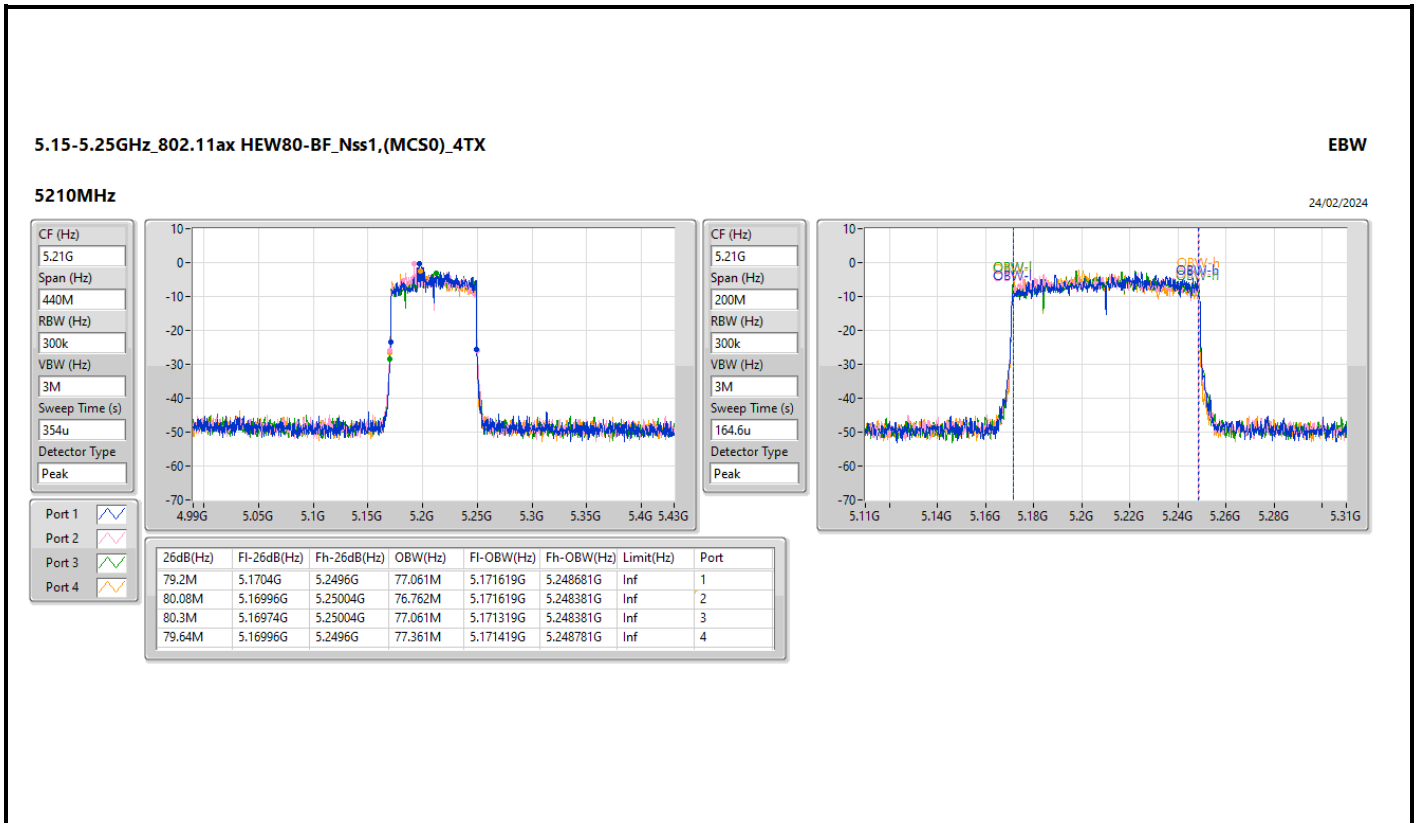
5.15-5.25GHz_802.11ax HEW40-BF_Nss1,(MCS0)_4TX

EBW

5190MHz

24/02/2024







Summary

Mode	Max-N dB (Hz)	Max-OBW (Hz)	ITU-Code	Min-N dB (Hz)	Min-OBW (Hz)
5.725-5.85GHz	-	-	-	-	-
802.11ax HEW20-BF_Nss1,(MCS0)_4TX	19.14M	19.165M	19M2D1D	19.085M	18.941M
802.11ax HEW40-BF_Nss1,(MCS0)_4TX	38.06M	37.681M	37M7D1D	36.74M	37.431M
802.11ax HEW80-BF_Nss1,(MCS0)_4TX	78.1M	77.061M	77M1D1D	64.68M	76.662M

Max-N dB = Maximum 6dB down bandwidth for 5.725-5.85GHz band / Maximum 26dB down bandwidth for other band;
Max-OBW = Maximum 99% occupied bandwidth;
Min-N dB = Minimum 6dB down bandwidth for 5.725-5.85GHz band / Maximum 26dB down bandwidth for other band;
Min-OBW = Minimum 99% occupied bandwidth



Result

Mode	Result	Limit (Hz)	Port 1-N dB (Hz)	Port 1-OBW (Hz)	Port 2-N dB (Hz)	Port 2-OBW (Hz)	Port 3-N dB (Hz)	Port 3-OBW (Hz)	Port 4-N dB (Hz)	Port 4-OBW (Hz)
802.11ax HEW20-BF_Nss1,(MCS0)_4TX	-	-	-	-	-	-	-	-	-	-
5745MHz	Pass	500k	19.14M	19.09M	19.14M	19.165M	19.14M	19.04M	19.085M	18.991M
5785MHz	Pass	500k	19.085M	18.991M	19.14M	18.966M	19.085M	18.991M	19.085M	19.065M
5825MHz	Pass	500k	19.085M	18.991M	19.14M	18.941M	19.14M	19.04M	19.085M	19.065M
802.11ax HEW40-BF_Nss1,(MCS0)_4TX	-	-	-	-	-	-	-	-	-	-
5755MHz	Pass	500k	38.06M	37.631M	37.07M	37.631M	38.06M	37.681M	38.06M	37.681M
5795MHz	Pass	500k	37.73M	37.631M	38.06M	37.681M	37.84M	37.681M	36.74M	37.431M
802.11ax HEW80-BF_Nss1,(MCS0)_4TX	-	-	-	-	-	-	-	-	-	-
5775MHz	Pass	500k	78.1M	77.061M	76.56M	76.962M	77.22M	76.862M	64.68M	76.662M

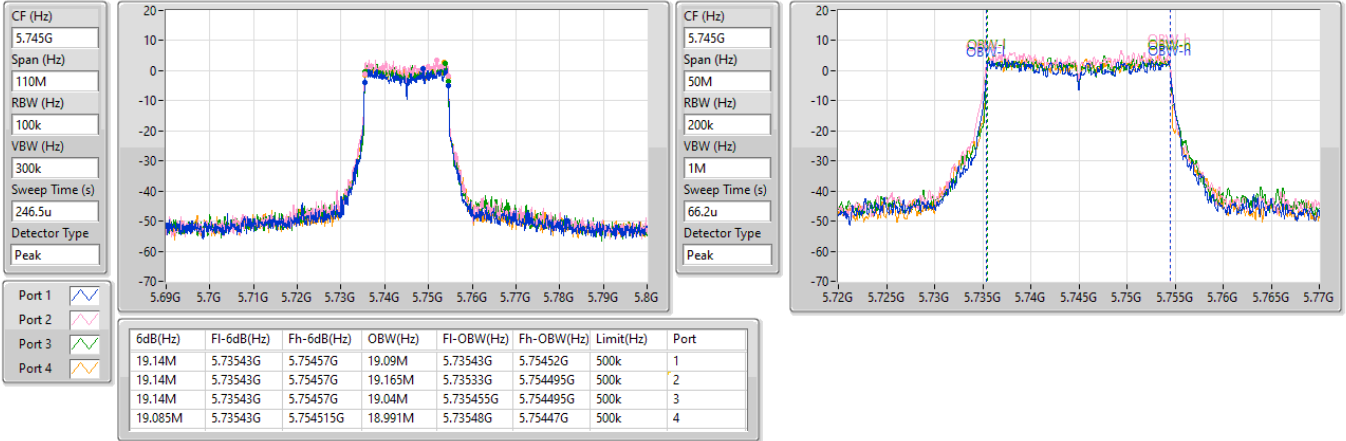
Port X-N dB = Port X 6dB down bandwidth for 5.725-5.85GHz band / 26dB down bandwidth for other band
 Port X-OBW = Port X 99% occupied bandwidth

5.725-5.85GHz_802.11ax HEW20-BF_Nss1,(MCS0)_4TX

EBW

5745MHz

24/02/2024



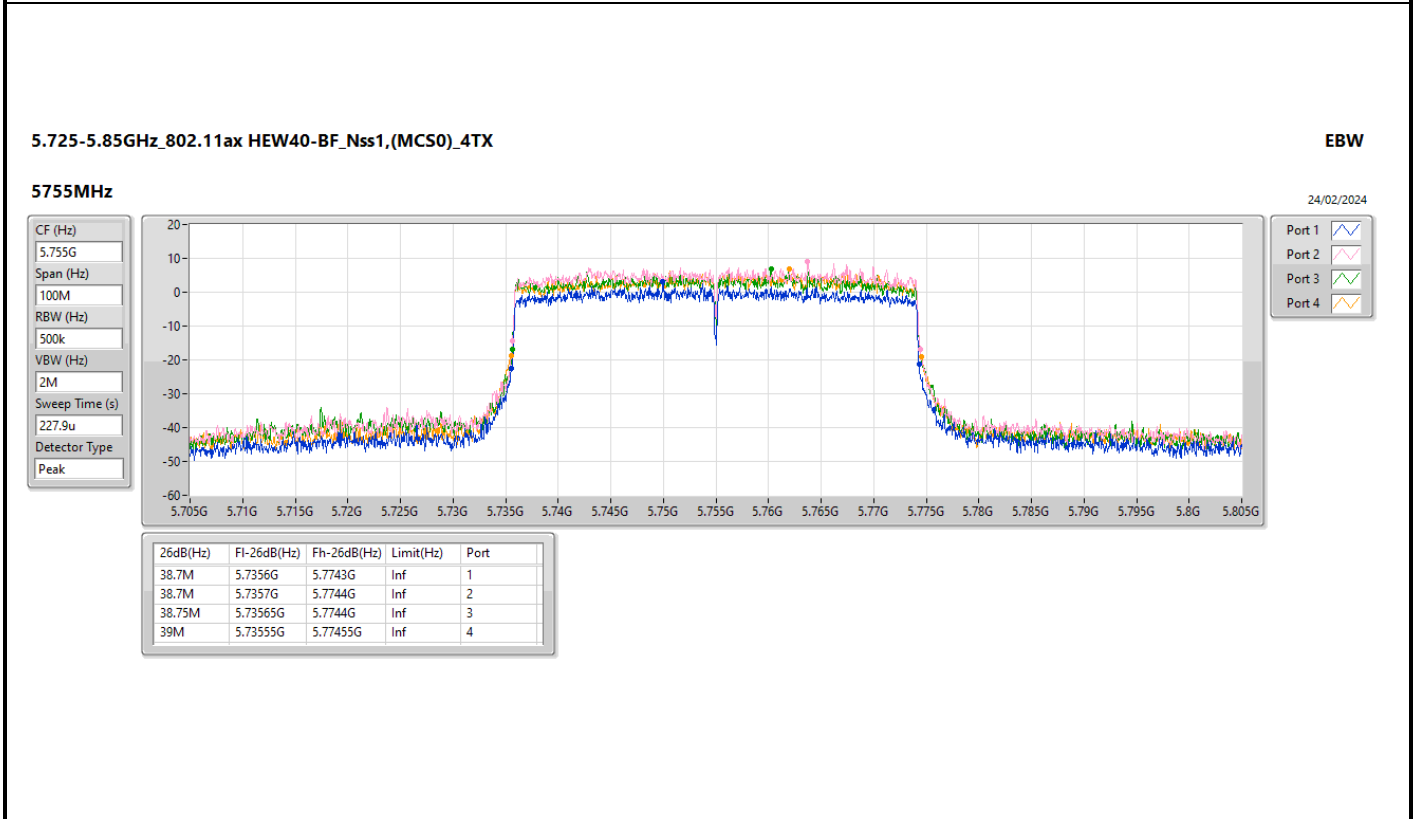
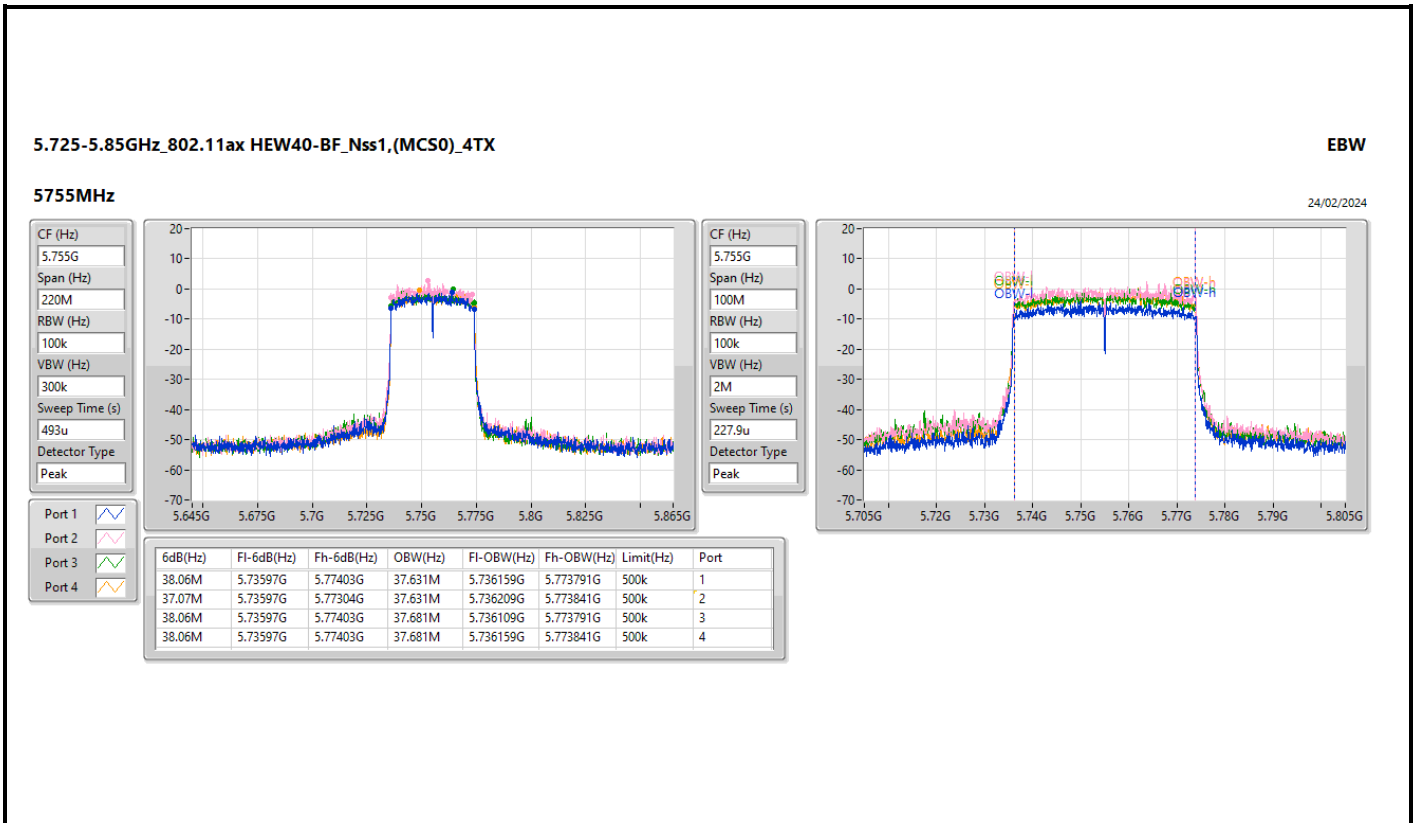
5.725-5.85GHz_802.11ax HEW20-BF_Nss1,(MCS0)_4TX

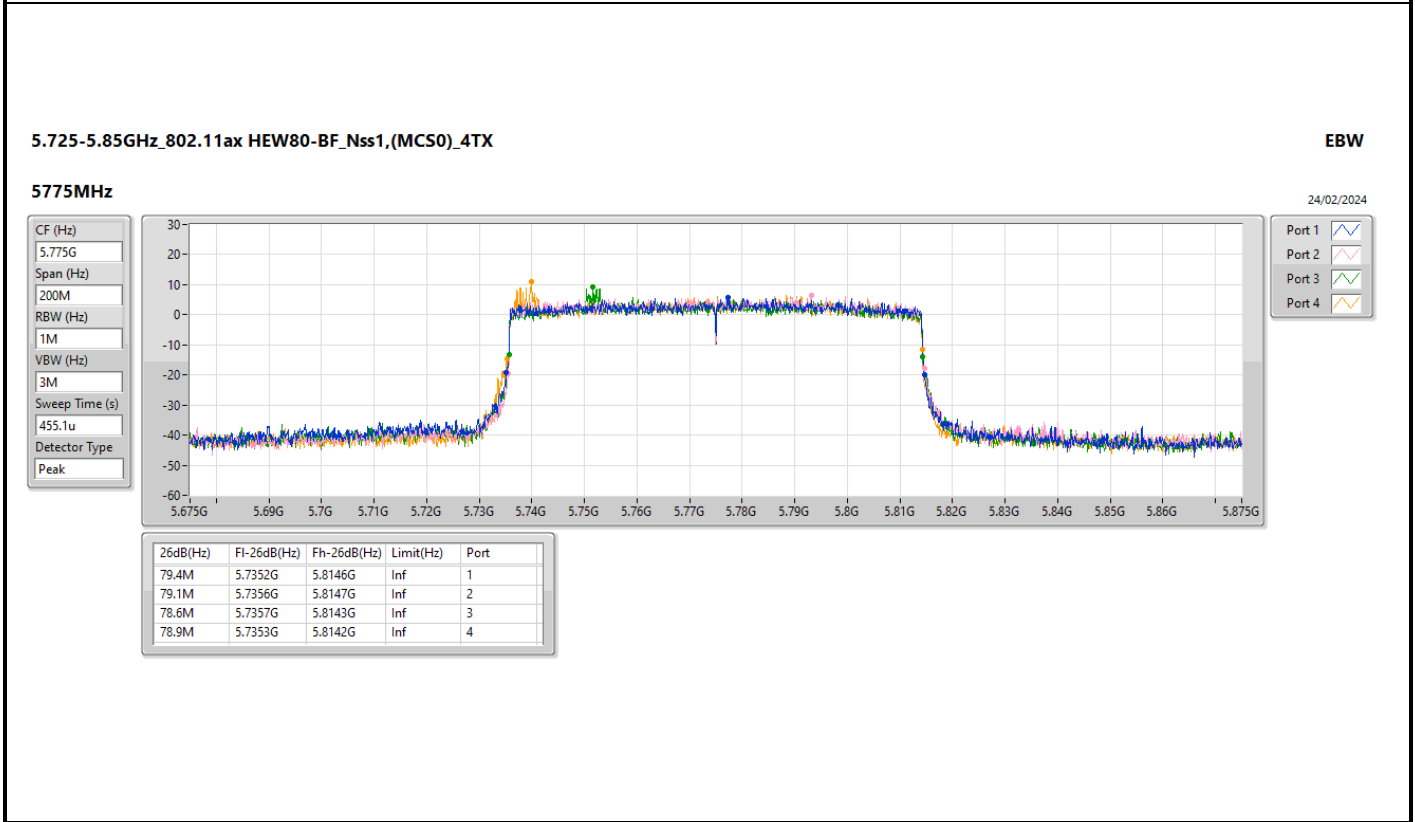
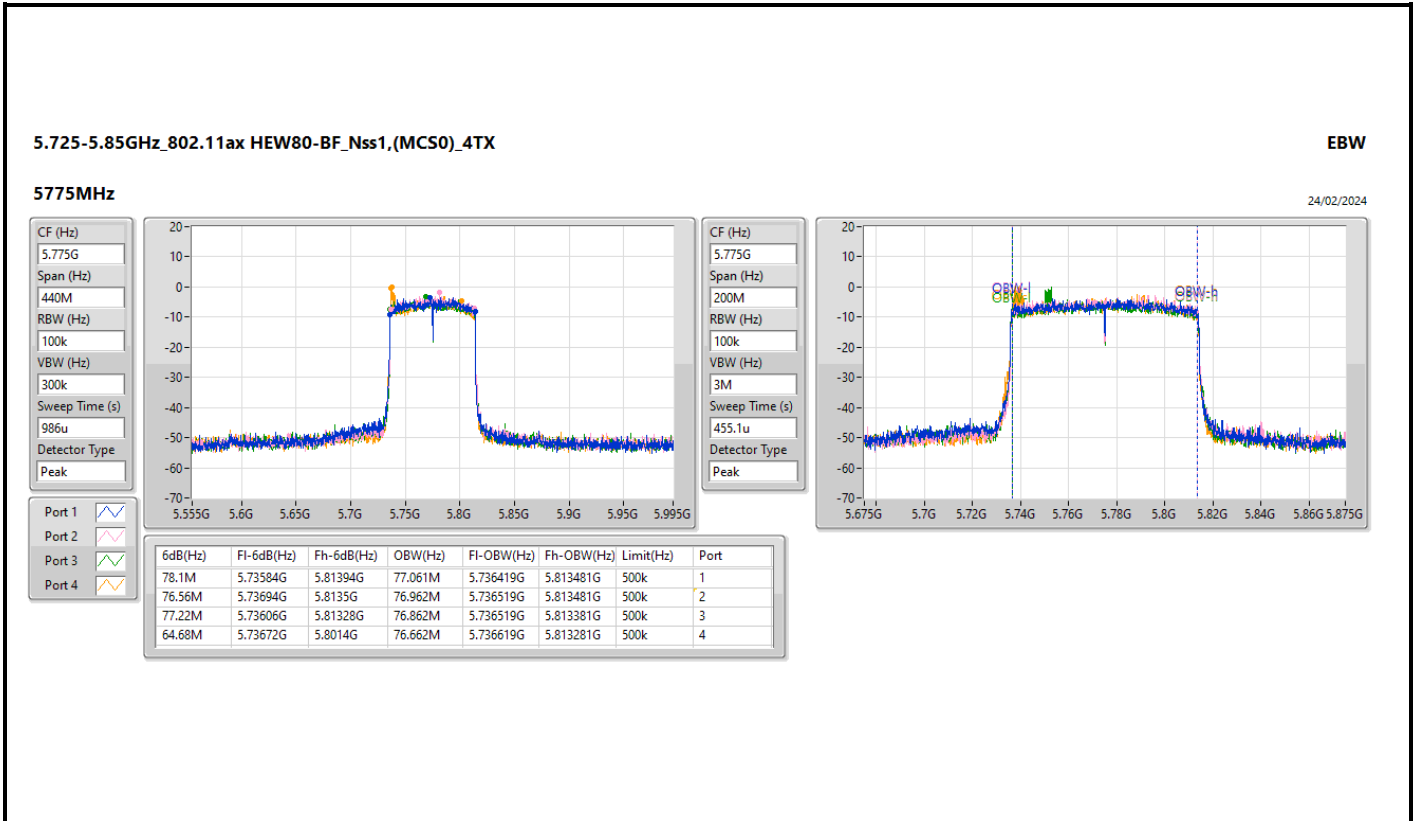
EBW

5745MHz

24/02/2024









Summary

Mode	Total Power (dBm)	Total Power (W)	EIRP (dBm)	EIRP (W)
5.15-5.25GHz	-	-	-	-
802.11a_Nss1,(6Mbps)_4TX	23.69	0.23388	30.09	1.02094
802.11ax HEW20_Nss1,(MCS0)_4TX	23.89	0.24491	30.29	1.06905
802.11ax HEW40_Nss1,(MCS0)_4TX	25.86	0.38548	32.26	1.68267
802.11ax HEW80_Nss1,(MCS0)_4TX	21.82	0.15205	28.22	0.66374
5.725-5.85GHz	-	-	-	-
802.11a_Nss1,(6Mbps)_4TX	28.99	0.79250	35.39	3.45939
802.11ax HEW20_Nss1,(MCS0)_4TX	28.91	0.77804	35.31	3.39625
802.11ax HEW40_Nss1,(MCS0)_4TX	27.82	0.60534	34.22	2.64241
802.11ax HEW80_Nss1,(MCS0)_4TX	25.54	0.35810	31.94	1.56315



Result

Mode	Result	DG (dBi)	Port 1 (dBm)	Port 2 (dBm)	Port 3 (dBm)	Port 4 (dBm)	Total Power (dBm)	Power Limit (dBm)	EIRP (dBm)	EIRP Limit (dBm)
802.11a_Nss1,(6Mbps)_4TX	-	-	-	-	-	-	-	-	-	-
5180MHz	Pass	6.40	17.54	17.68	17.63	17.20	23.54	29.60	29.94	36.00
5200MHz	Pass	6.40	17.70	17.89	17.70	17.37	23.69	29.60	30.09	36.00
5240MHz	Pass	6.40	16.82	17.31	17.50	16.89	23.16	29.60	29.56	36.00
5745MHz	Pass	6.40	22.55	23.05	23.32	22.93	28.99	29.60	35.39	36.00
5785MHz	Pass	6.40	21.72	22.47	22.10	21.57	28.00	29.60	34.40	36.00
5825MHz	Pass	6.40	22.05	22.65	21.18	21.95	28.01	29.60	34.41	36.00
802.11ax HEW20_Nss1,(MCS0)_4TX	-	-	-	-	-	-	-	-	-	-
5180MHz	Pass	6.40	17.68	17.59	17.76	17.68	23.70	29.60	30.10	36.00
5200MHz	Pass	6.40	17.57	17.89	17.89	18.10	23.89	29.60	30.29	36.00
5240MHz	Pass	6.40	17.42	18.14	17.73	17.89	23.82	29.60	30.22	36.00
5745MHz	Pass	6.40	22.59	22.82	23.15	22.97	28.91	29.60	35.31	36.00
5785MHz	Pass	6.40	22.23	22.88	22.41	22.13	28.44	29.60	34.84	36.00
5825MHz	Pass	6.40	21.66	22.15	20.97	21.79	27.68	29.60	34.08	36.00
802.11ax HEW40_Nss1,(MCS0)_4TX	-	-	-	-	-	-	-	-	-	-
5190MHz	Pass	6.40	17.24	17.31	17.68	17.06	23.35	29.60	29.75	36.00
5230MHz	Pass	6.40	19.49	19.90	19.88	20.06	25.86	29.60	32.26	36.00
5755MHz	Pass	6.40	20.53	21.00	21.12	20.55	26.83	29.60	33.23	36.00
5795MHz	Pass	6.40	21.71	22.24	21.94	21.25	27.82	29.60	34.22	36.00
802.11ax HEW80_Nss1,(MCS0)_4TX	-	-	-	-	-	-	-	-	-	-
5210MHz	Pass	6.40	15.69	15.84	15.63	16.04	21.82	29.60	28.22	36.00
5775MHz	Pass	6.40	19.26	19.93	19.70	19.16	25.54	29.60	31.94	36.00

DG = Directional Gain; Port X = Port X output power



Summary

Mode	Total Power (dBm)	Total Power (W)	EIRP (dBm)	EIRP (W)
5.15-5.25GHz	-	-	-	-
802.11a_Nss1,(6Mbps)_4TX	23.64	0.23121	30.04	1.00925
802.11ax HEW20_Nss1,(MCS0)_4TX	24.28	0.26792	30.68	1.16950
802.11ax HEW40_Nss1,(MCS0)_4TX	26.62	0.45920	33.02	2.00447
802.11ax HEW80_Nss1,(MCS0)_4TX	21.94	0.15631	28.34	0.68234



Result

Mode	Result	DG (dBi)	Port 1 (dBm)	Port 2 (dBm)	Port 3 (dBm)	Port 4 (dBm)	Total Power (dBm)	Power Limit (dBm)	EIRP (dBm)	EIRP Limit (dBm)
802.11a_Nss1,(6Mbps)_4TX	-	-	-	-	-	-	-	-	-	-
5180MHz	Pass	6.40	17.30	17.24	18.18	16.73	23.41	29.60	29.81	36.00
5200MHz	Pass	6.40	17.71	17.77	18.21	16.63	23.64	29.60	30.04	36.00
5240MHz	Pass	6.40	17.75	17.56	17.61	17.05	23.52	29.60	29.92	36.00
802.11ax HEW20_Nss1,(MCS0)_4TX	-	-	-	-	-	-	-	-	-	-
5180MHz	Pass	6.40	17.88	18.01	18.82	17.35	24.07	29.60	30.47	36.00
5200MHz	Pass	6.40	18.25	18.46	18.87	17.29	24.28	29.60	30.68	36.00
5240MHz	Pass	6.40	18.22	18.26	18.46	17.76	24.20	29.60	30.60	36.00
802.11ax HEW40_Nss1,(MCS0)_4TX	-	-	-	-	-	-	-	-	-	-
5190MHz	Pass	6.40	15.47	15.45	16.17	15.65	21.72	29.60	28.12	36.00
5230MHz	Pass	6.40	20.86	20.61	21.07	19.75	26.62	29.60	33.02	36.00
802.11ax HEW80_Nss1,(MCS0)_4TX	-	-	-	-	-	-	-	-	-	-
5210MHz	Pass	6.40	15.69	15.85	16.42	15.69	21.94	29.60	28.34	36.00

DG = Directional Gain; Port X = Port X output power



Summary

Mode	Total Power (dBm)	Total Power (W)	EIRP (dBm)	EIRP (W)
5.725-5.85GHz	-	-	-	-
802.11a_Nss1,(6Mbps)_4TX	29.71	0.93541	35.46	3.51560
802.11ax HEW20_Nss1,(MCS0)_4TX	29.62	0.91622	35.37	3.44350
802.11ax HEW40_Nss1,(MCS0)_4TX	28.21	0.66222	33.96	2.48886
802.11ax HEW80_Nss1,(MCS0)_4TX	23.99	0.25061	29.74	0.94189



Result

Mode	Result	DG (dBi)	Port 1 (dBm)	Port 2 (dBm)	Port 3 (dBm)	Port 4 (dBm)	Total Power (dBm)	Power Limit (dBm)	EIRP (dBm)	EIRP Limit (dBm)
802.11a_Nss1,(6Mbps)_4TX	-	-	-	-	-	-	-	-	-	-
5745MHz	Pass	5.75	22.99	24.26	23.29	24.08	29.71	30.00	35.46	36.00
5785MHz	Pass	5.75	23.11	23.98	23.89	22.86	29.51	30.00	35.26	36.00
5825MHz	Pass	5.75	21.25	22.41	21.04	22.20	27.79	30.00	33.54	36.00
802.11ax HEW20_Nss1,(MCS0)_4TX	-	-	-	-	-	-	-	-	-	-
5745MHz	Pass	5.75	22.54	24.11	22.95	23.83	29.42	30.00	35.17	36.00
5785MHz	Pass	5.75	23.14	24.16	23.94	23.05	29.62	30.00	35.37	36.00
5825MHz	Pass	5.75	21.40	22.52	21.20	22.33	27.92	30.00	33.67	36.00
802.11ax HEW40_Nss1,(MCS0)_4TX	-	-	-	-	-	-	-	-	-	-
5755MHz	Pass	5.75	21.29	22.14	22.09	21.37	27.76	30.00	33.51	36.00
5795MHz	Pass	5.75	22.41	22.03	23.05	21.04	28.21	30.00	33.96	36.00
802.11ax HEW80_Nss1,(MCS0)_4TX	-	-	-	-	-	-	-	-	-	-
5775MHz	Pass	5.75	17.62	18.62	17.78	17.78	23.99	30.00	29.74	36.00

DG = Directional Gain; Port X = Port X output power



Summary

Mode	Total Power (dBm)	Total Power (W)	EIRP (dBm)	EIRP (W)
5.15-5.25GHz	-	-	-	-
802.11ax HEW20-BF_Nss1,(MCS0)_4TX	22.60	0.18197	34.73	2.97167
802.11ax HEW40-BF_Nss1,(MCS0)_4TX	22.92	0.19588	35.05	3.19890
802.11ax HEW80-BF_Nss1,(MCS0)_4TX	17.43	0.05534	29.56	0.90365
5.725-5.85GHz	-	-	-	-
802.11ax HEW20-BF_Nss1,(MCS0)_4TX	23.30	0.21380	35.43	3.49140
802.11ax HEW40-BF_Nss1,(MCS0)_4TX	23.25	0.21135	35.38	3.45144
802.11ax HEW80-BF_Nss1,(MCS0)_4TX	23.08	0.20324	35.21	3.31894



Result

Mode	Result	DG (dBi)	Port 1 (dBm)	Port 2 (dBm)	Port 3 (dBm)	Port 4 (dBm)	Total Power (dBm)	Power Limit (dBm)	EIRP (dBm)	EIRP Limit (dBm)
802.11ax HEW20-BF_Nss1,(MCS0)_4TX	-	-	-	-	-	-	-	-	-	-
5180MHz	Pass	12.13	16.04	15.78	15.99	15.81	21.93	23.87	34.06	36.00
5200MHz	Pass	12.13	16.08	16.20	16.68	16.23	22.32	23.87	34.45	36.00
5240MHz	Pass	12.13	16.17	17.23	15.99	16.80	22.60	23.87	34.73	36.00
5745MHz	Pass	12.13	15.15	16.32	17.71	16.24	22.47	23.87	34.60	36.00
5785MHz	Pass	12.13	16.95	17.51	17.32	17.30	23.30	23.87	35.43	36.00
5825MHz	Pass	12.13	15.67	16.86	18.10	17.34	23.10	23.87	35.23	36.00
802.11ax HEW40-BF_Nss1,(MCS0)_4TX	-	-	-	-	-	-	-	-	-	-
5190MHz	Pass	12.13	13.22	12.92	13.20	13.18	19.15	23.87	31.28	36.00
5230MHz	Pass	12.13	16.53	17.03	16.88	17.15	22.92	23.87	35.05	36.00
5755MHz	Pass	12.13	15.79	16.90	18.61	17.14	23.25	23.87	35.38	36.00
5795MHz	Pass	12.13	15.67	16.71	18.45	16.72	23.03	23.87	35.16	36.00
802.11ax HEW80-BF_Nss1,(MCS0)_4TX	-	-	-	-	-	-	-	-	-	-
5210MHz	Pass	12.13	10.81	11.39	11.75	11.61	17.43	23.87	29.56	36.00
5775MHz	Pass	12.13	14.65	17.11	18.97	16.40	23.08	23.87	35.21	36.00

DG = Directional Gain; Port X = Port X output power



Summary

Mode	Total Power (dBm)	Total Power (W)	EIRP (dBm)	EIRP (W)
5.15-5.25GHz	-	-	-	-
802.11ax HEW20-BF_Nss1,(MCS0)_4TX	23.18	0.20797	35.31	3.39625
802.11ax HEW40-BF_Nss1,(MCS0)_4TX	22.42	0.17458	34.55	2.85102
802.11ax HEW80-BF_Nss1,(MCS0)_4TX	18.47	0.07031	30.60	1.14815



Result

Mode	Result	DG (dBi)	Port 1 (dBm)	Port 2 (dBm)	Port 3 (dBm)	Port 4 (dBm)	Total Power (dBm)	Power Limit (dBm)	EIRP (dBm)	EIRP Limit (dBm)
802.11ax HEW20-BF_Nss1,(MCS0)_4TX	-	-	-	-	-	-	-	-	-	-
5180MHz	Pass	12.13	16.68	17.25	17.03	17.33	23.10	23.87	35.23	36.00
5200MHz	Pass	12.13	16.97	17.81	16.17	17.53	23.18	23.87	35.31	36.00
5240MHz	Pass	12.13	16.44	17.41	16.52	17.80	23.10	23.87	35.23	36.00
802.11ax HEW40-BF_Nss1,(MCS0)_4TX	-	-	-	-	-	-	-	-	-	-
5190MHz	Pass	12.13	9.02	9.98	9.68	9.65	15.62	23.87	27.75	36.00
5230MHz	Pass	12.13	15.96	16.49	16.75	16.36	22.42	23.87	34.55	36.00
802.11ax HEW80-BF_Nss1,(MCS0)_4TX	-	-	-	-	-	-	-	-	-	-
5210MHz	Pass	12.13	12.39	12.69	12.54	12.16	18.47	23.87	30.60	36.00

DG = Directional Gain; Port X = Port X output power



Summary

Mode	Total Power (dBm)	Total Power (W)	EIRP (dBm)	EIRP (W)
5.725-5.85GHz	-	-	-	-
802.11ax HEW20-BF_Nss1,(MCS0)_4TX	23.65	0.23174	35.30	3.38844
802.11ax HEW40-BF_Nss1,(MCS0)_4TX	23.81	0.24044	35.46	3.51560
802.11ax HEW80-BF_Nss1,(MCS0)_4TX	22.90	0.19498	34.55	2.85102



Result

Mode	Result	DG (dBi)	Port 1 (dBm)	Port 2 (dBm)	Port 3 (dBm)	Port 4 (dBm)	Total Power (dBm)	Power Limit (dBm)	EIRP (dBm)	EIRP Limit (dBm)
802.11ax HEW20-BF_Nss1,(MCS0)_4TX	-	-	-	-	-	-	-	-	-	-
5745MHz	Pass	11.65	16.08	18.68	17.30	17.07	23.40	24.35	35.05	36.00
5785MHz	Pass	11.65	17.07	18.52	16.98	17.57	23.60	24.35	35.25	36.00
5825MHz	Pass	11.65	16.62	18.69	17.30	17.64	23.65	24.35	35.30	36.00
802.11ax HEW40-BF_Nss1,(MCS0)_4TX	-	-	-	-	-	-	-	-	-	-
5755MHz	Pass	11.65	16.56	18.96	16.97	17.16	23.54	24.35	35.19	36.00
5795MHz	Pass	11.65	17.61	18.37	17.49	17.62	23.81	24.35	35.46	36.00
802.11ax HEW80-BF_Nss1,(MCS0)_4TX	-	-	-	-	-	-	-	-	-	-
5775MHz	Pass	11.65	16.96	17.49	16.66	16.30	22.90	24.35	34.55	36.00

DG = Directional Gain; Port X = Port X output power



Summary

Mode	PD (dBm/RBW)	EIRP PD (dBm/RBW)
5.15-5.25GHz	-	-
802.11a_Nss1,(6Mbps)_4TX	10.73	22.86
802.11ax HEW20_Nss1,(MCS0)_4TX	10.52	22.65
802.11ax HEW40_Nss1,(MCS0)_4TX	9.81	21.94
802.11ax HEW80_Nss1,(MCS0)_4TX	2.66	14.79
5.725-5.85GHz	-	-
802.11a_Nss1,(6Mbps)_4TX	14.85	26.98
802.11ax HEW20_Nss1,(MCS0)_4TX	14.05	26.18
802.11ax HEW40_Nss1,(MCS0)_4TX	10.19	22.32
802.11ax HEW80_Nss1,(MCS0)_4TX	4.90	17.03

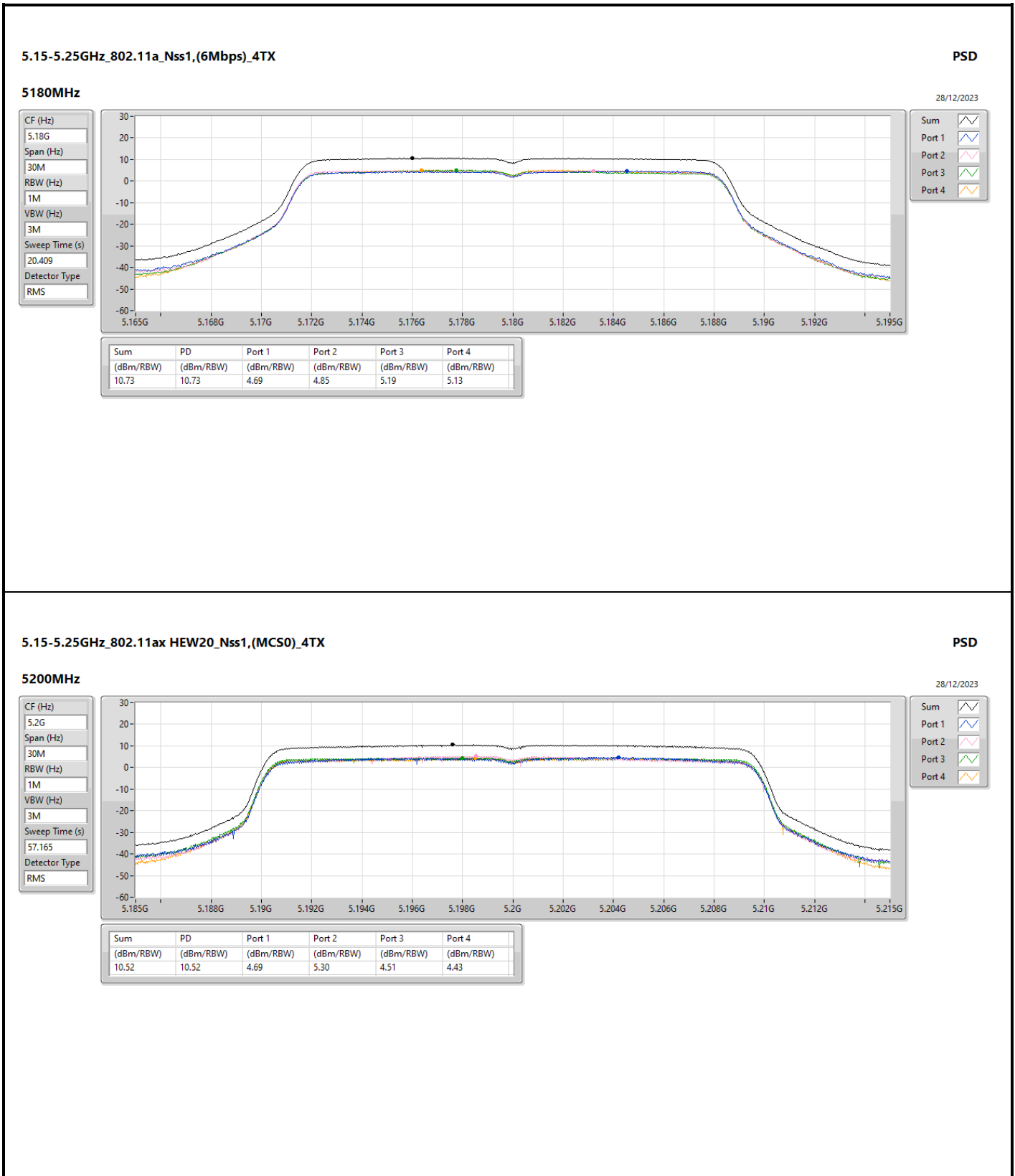
RBW = 500kHz for 5.725-5.85GHz band / 1MHz for other band;

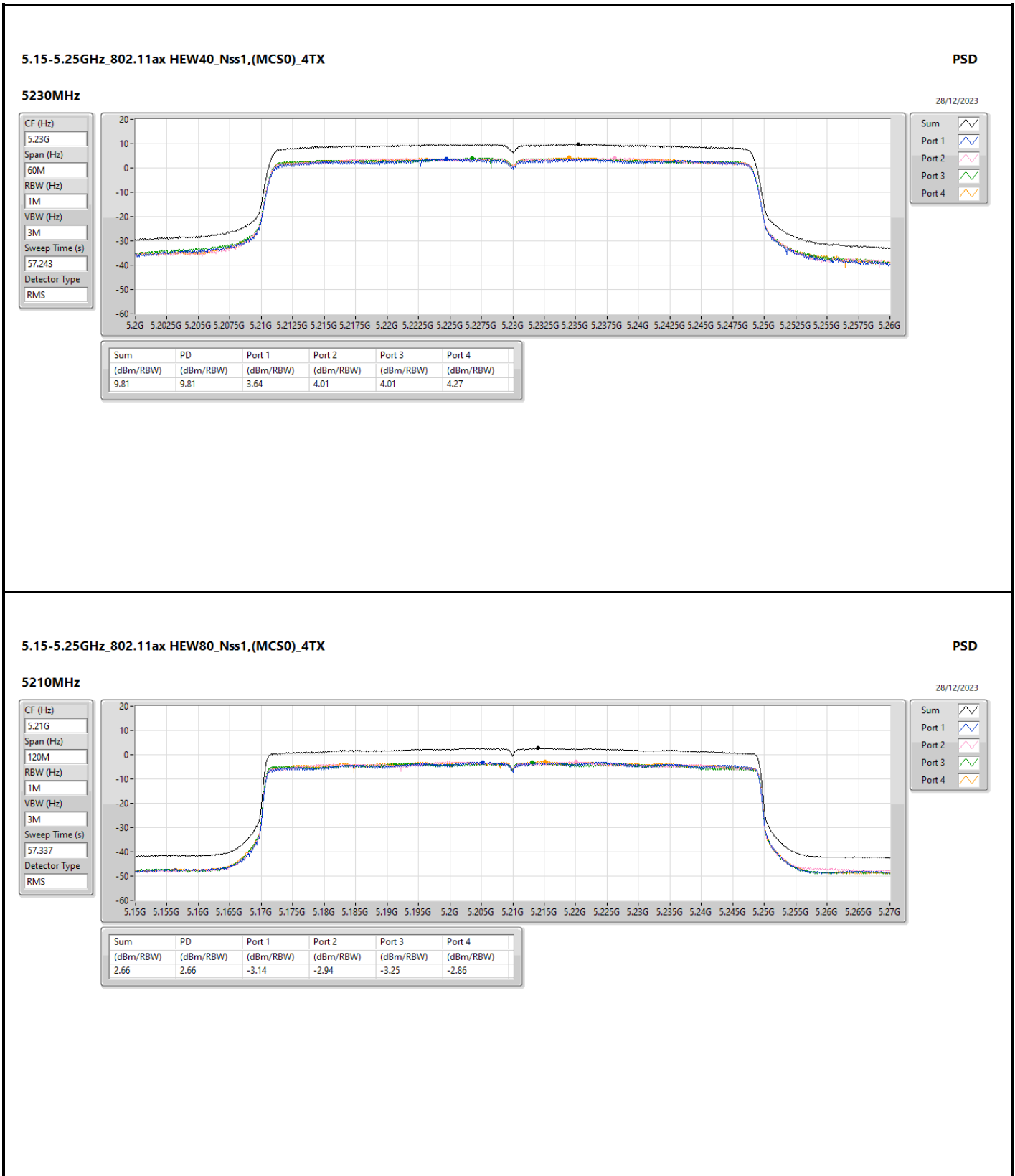


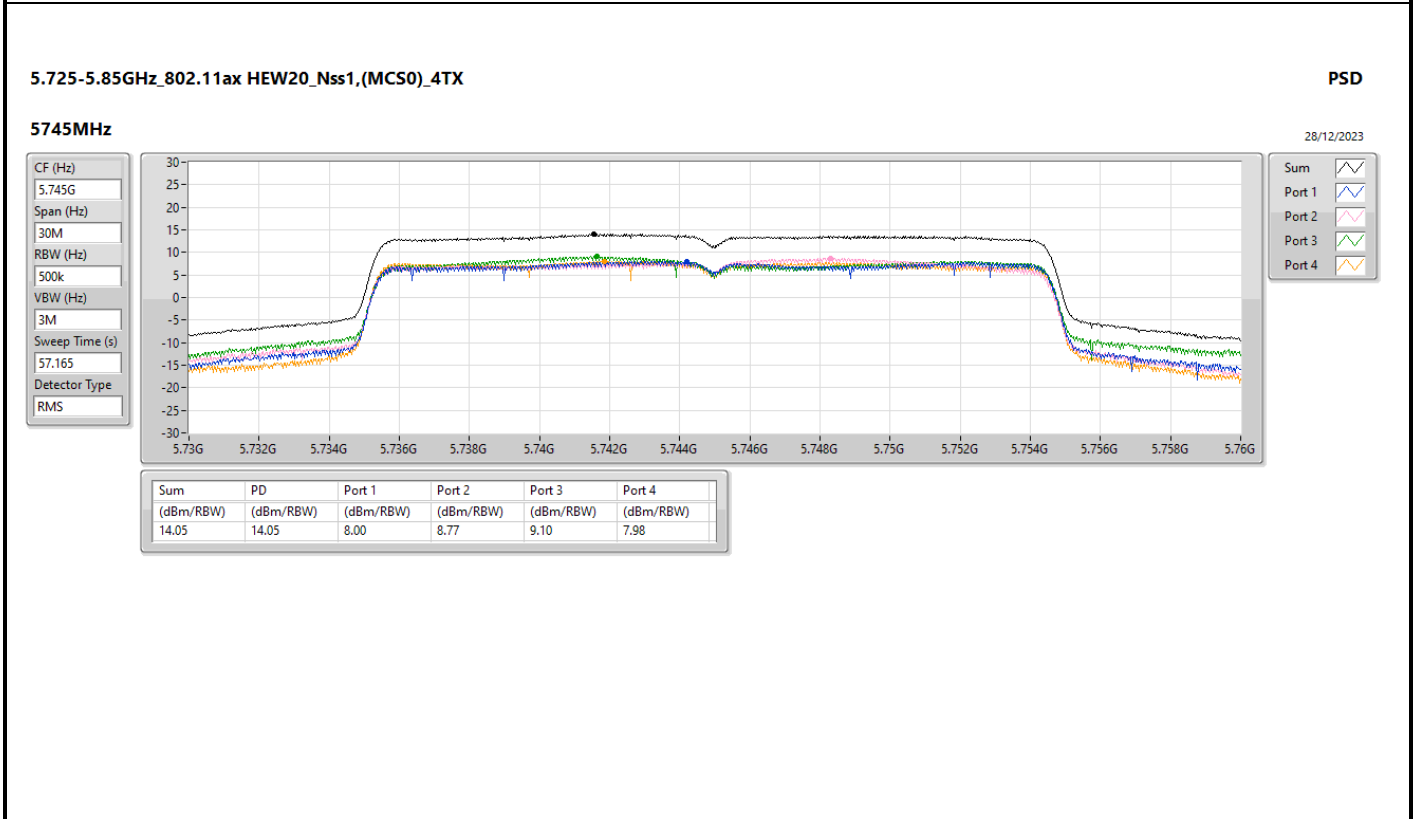
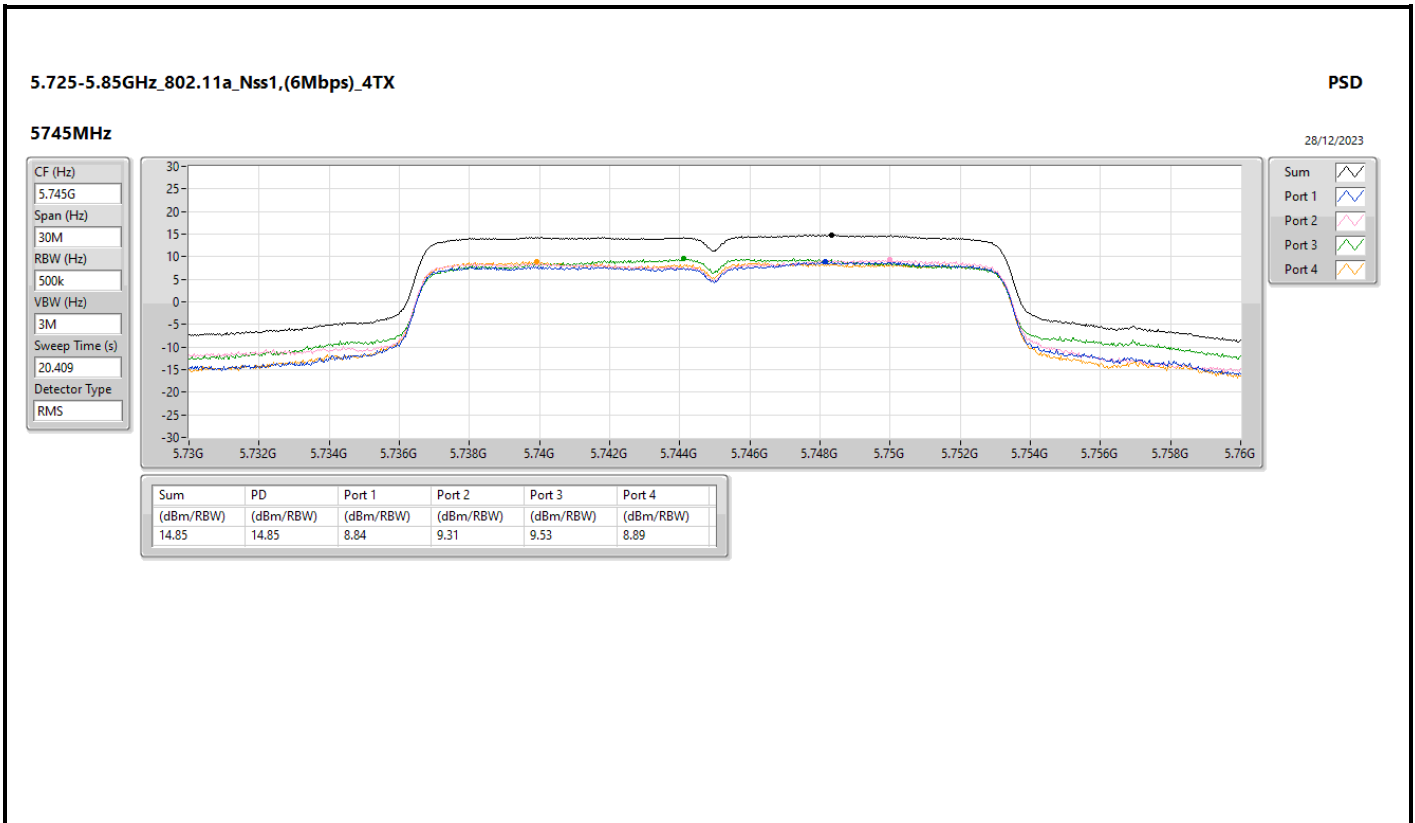
Result

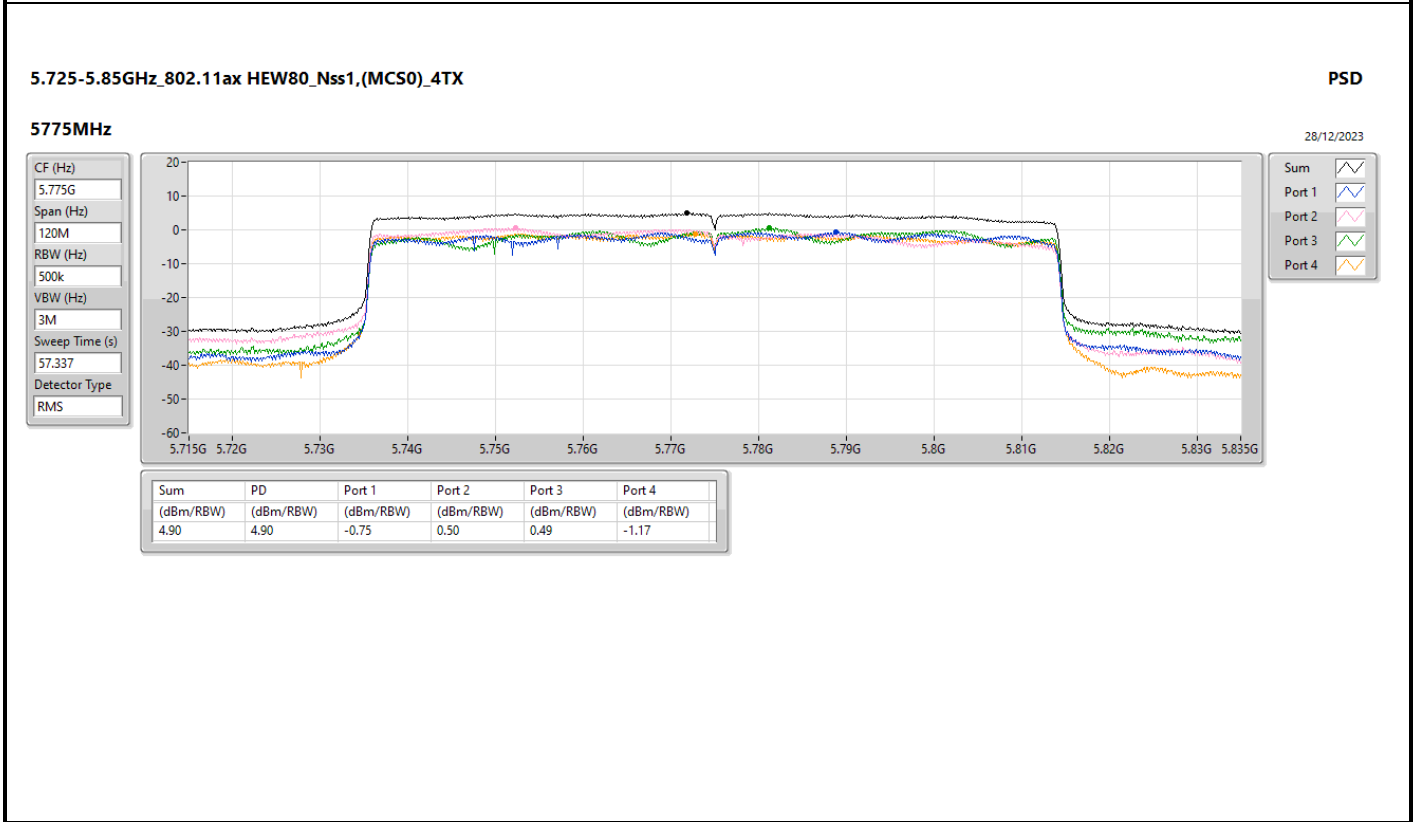
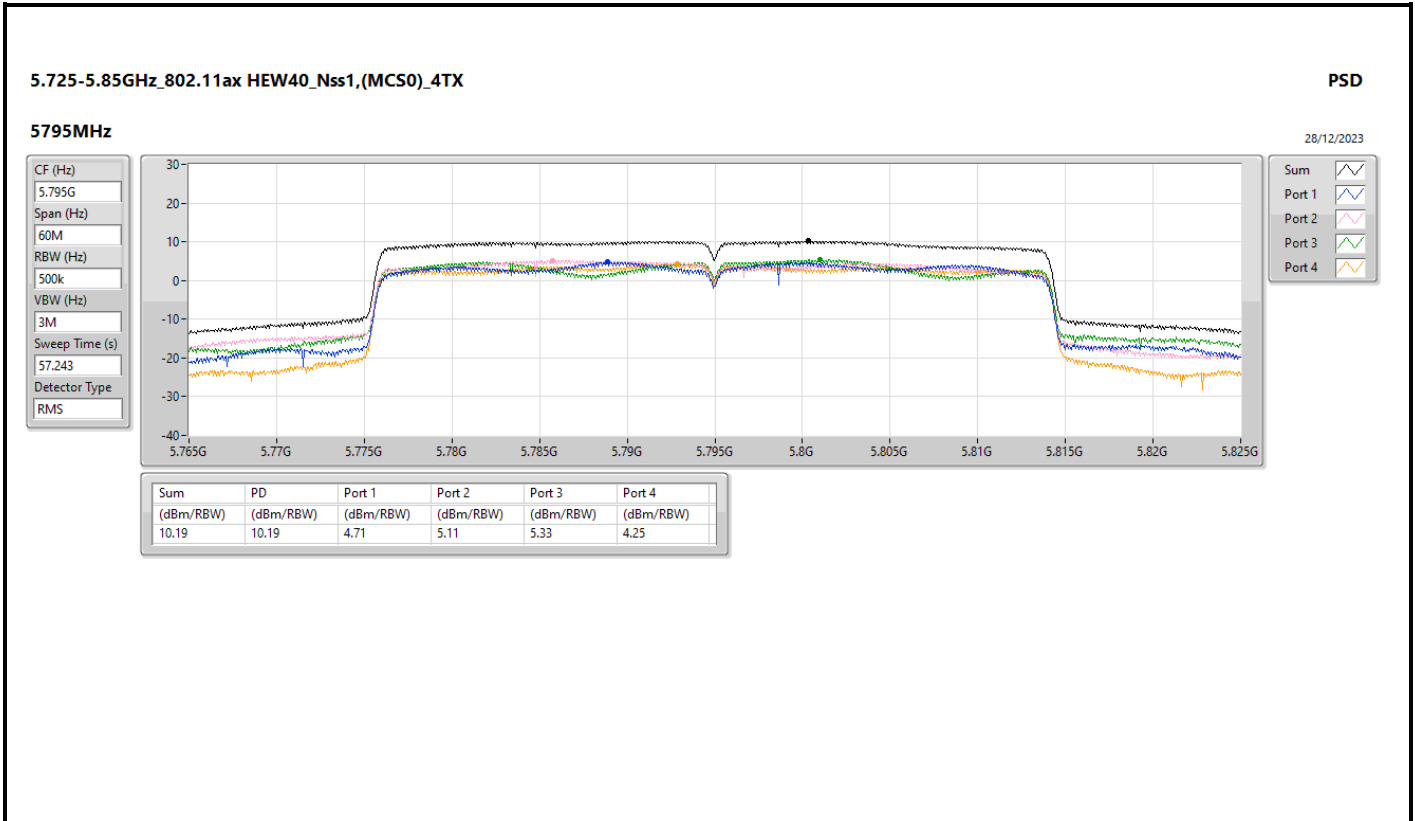
Mode	Result	DG (dBi)	Port 1 (dBm/RBW)	Port 2 (dBm/RBW)	Port 3 (dBm/RBW)	Port 4 (dBm/RBW)	PD (dBm/RBW)	PD Limit (dBm/RBW)	EIRP PD (dBm/RBW)	EIRP PD Limit (dBm/RBW)
802.11a_Nss1,(6Mbps)_4TX	-	-	-	-	-	-	-	-	-	-
5180MHz	Pass	12.13	4.69	4.85	5.19	5.13	10.73	10.87	22.86	23.00
5200MHz	Pass	12.13	4.96	5.45	4.96	4.58	10.72	10.87	22.85	23.00
5240MHz	Pass	12.13	4.26	5.09	4.87	4.24	10.37	10.87	22.50	23.00
5745MHz	Pass	12.13	8.84	9.31	9.53	8.89	14.85	23.87	26.98	36.00
5785MHz	Pass	12.13	8.06	8.39	9.09	7.96	13.64	23.87	25.77	36.00
5825MHz	Pass	12.13	7.99	8.67	8.78	8.04	13.63	23.87	25.76	36.00
802.11ax HEW20_Nss1,(MCS0)_4TX	-	-	-	-	-	-	-	-	-	-
5180MHz	Pass	12.13	4.53	4.80	4.73	4.50	10.43	10.87	22.56	23.00
5200MHz	Pass	12.13	4.69	5.30	4.51	4.43	10.52	10.87	22.65	23.00
5240MHz	Pass	12.13	4.46	4.84	4.67	4.66	10.51	10.87	22.64	23.00
5745MHz	Pass	12.13	8.00	8.77	9.10	7.98	14.05	23.87	26.18	36.00
5785MHz	Pass	12.13	7.87	8.45	8.30	7.75	13.53	23.87	25.66	36.00
5825MHz	Pass	12.13	7.62	7.94	7.59	7.23	12.88	23.87	25.01	36.00
802.11ax HEW40_Nss1,(MCS0)_4TX	-	-	-	-	-	-	-	-	-	-
5190MHz	Pass	12.13	1.28	1.61	1.87	1.12	7.09	10.87	19.22	23.00
5230MHz	Pass	12.13	3.64	4.01	4.01	4.27	9.81	10.87	21.94	23.00
5755MHz	Pass	12.13	3.46	4.34	4.49	3.48	9.31	23.87	21.44	36.00
5795MHz	Pass	12.13	4.71	5.11	5.33	4.25	10.19	23.87	22.32	36.00
802.11ax HEW80_Nss1,(MCS0)_4TX	-	-	-	-	-	-	-	-	-	-
5210MHz	Pass	12.13	-3.14	-2.94	-3.25	-2.86	2.66	10.87	14.79	23.00
5775MHz	Pass	12.13	-0.75	0.50	0.49	-1.17	4.90	23.87	17.03	36.00

DG = Directional Gain; RBW = 500kHz for 5.725-5.85GHz band / 1MHz for other band;
 PD = trace bin-by-bin of each transmits port summing can be performed maximum power density; Port X = Port X Power Density;











Summary

Mode	PD (dBm/RBW)	EIRP PD (dBm/RBW)
5.15-5.25GHz	-	-
802.11a_Nss1,(6Mbps)_4TX	10.60	22.73
802.11ax HEW20_Nss1,(MCS0)_4TX	10.80	22.93
802.11ax HEW40_Nss1,(MCS0)_4TX	10.32	22.45
802.11ax HEW80_Nss1,(MCS0)_4TX	3.03	15.16

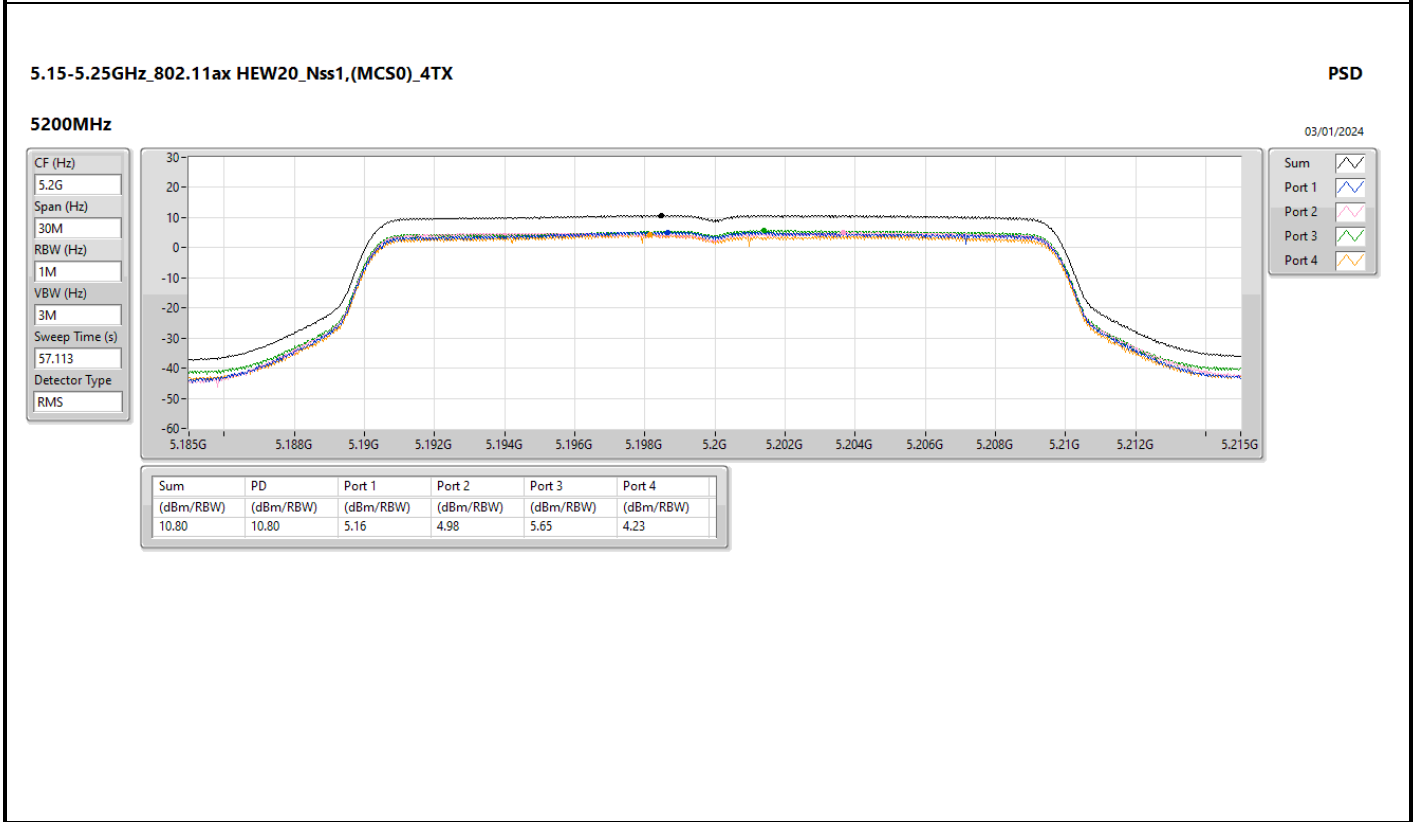
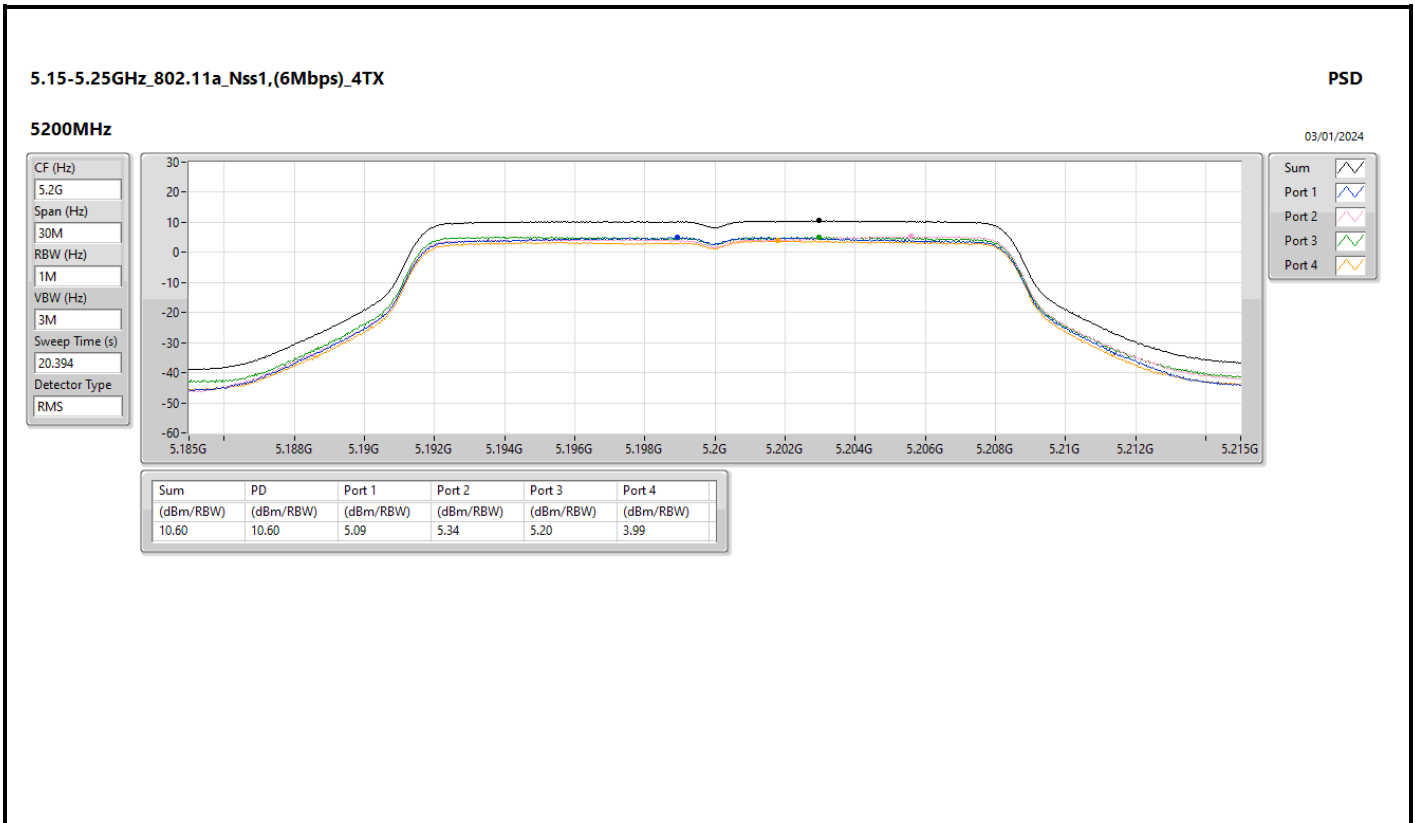
RBW = 500kHz for 5.725-5.85GHz band / 1MHz for other band;

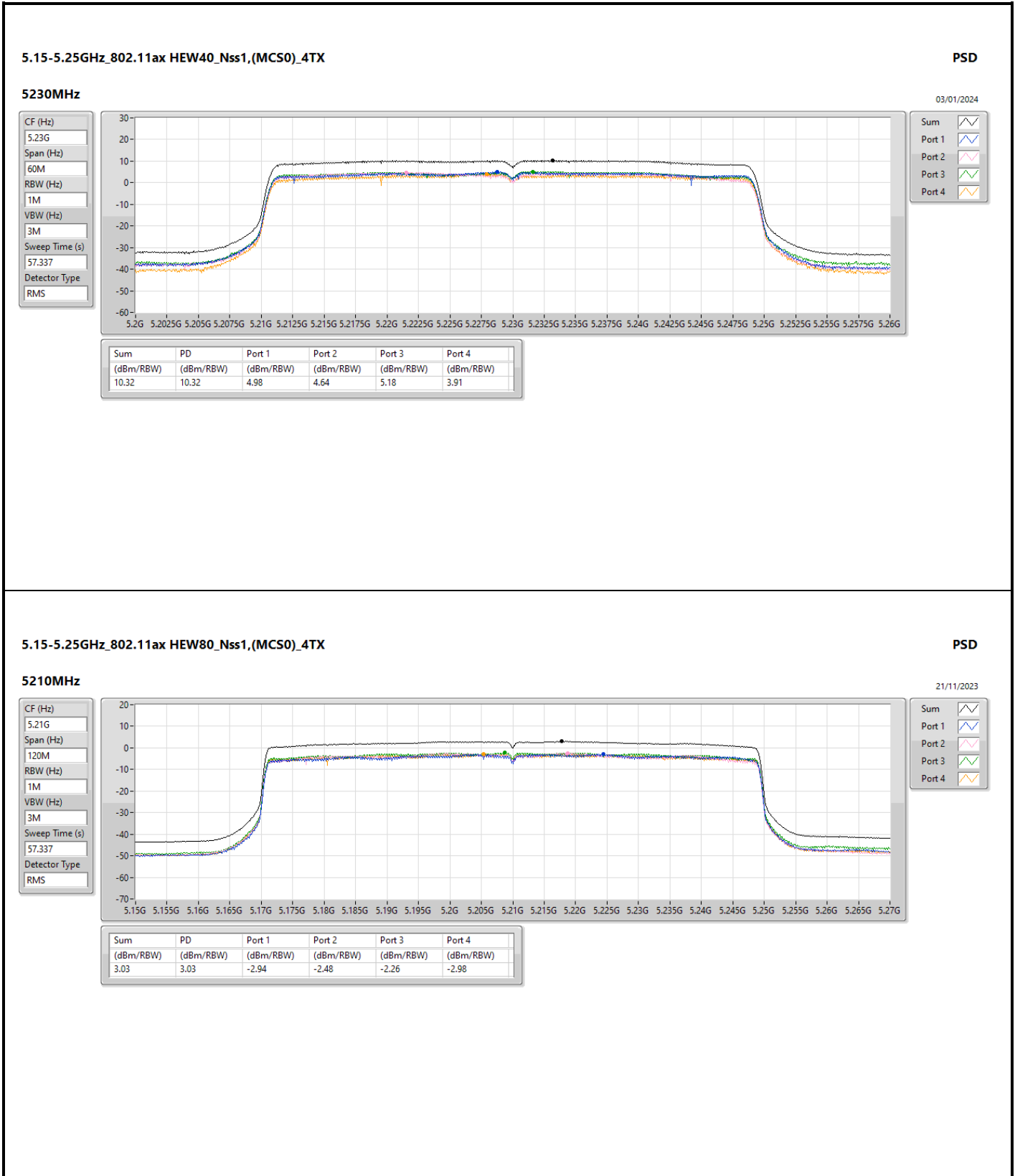


Result

Mode	Result	DG (dBi)	Port 1 (dBm/RBW)	Port 2 (dBm/RBW)	Port 3 (dBm/RBW)	Port 4 (dBm/RBW)	PD (dBm/RBW)	PD Limit (dBm/RBW)	EIRP PD (dBm/RBW)	EIRP PD Limit (dBm/RBW)
802.11a_Nss1,(6Mbps)_4TX	-	-	-	-	-	-	-	-	-	-
5180MHz	Pass	12.13	4.51	4.79	5.58	3.91	10.45	10.87	22.58	23.00
5200MHz	Pass	12.13	5.09	5.34	5.20	3.99	10.60	10.87	22.73	23.00
5240MHz	Pass	12.13	4.89	4.84	5.27	4.45	10.53	10.87	22.66	23.00
802.11ax HEW20_Nss1,(MCS0)_4TX	-	-	-	-	-	-	-	-	-	-
5180MHz	Pass	12.13	4.76	4.77	5.62	4.11	10.70	10.87	22.83	23.00
5200MHz	Pass	12.13	5.16	4.98	5.65	4.23	10.80	10.87	22.93	23.00
5240MHz	Pass	12.13	5.01	4.65	5.09	4.35	10.60	10.87	22.73	23.00
802.11ax HEW40_Nss1,(MCS0)_4TX	-	-	-	-	-	-	-	-	-	-
5190MHz	Pass	12.13	-0.45	-0.31	0.39	-0.22	5.62	10.87	17.75	23.00
5230MHz	Pass	12.13	4.98	4.64	5.18	3.91	10.32	10.87	22.45	23.00
802.11ax HEW80_Nss1,(MCS0)_4TX	-	-	-	-	-	-	-	-	-	-
5210MHz	Pass	12.13	-2.94	-2.48	-2.26	-2.98	3.03	10.87	15.16	23.00

DG = Directional Gain; RBW = 500kHz for 5.725-5.85GHz band / 1MHz for other band;
 PD = trace bin-by-bin of each transmits port summing can be performed maximum power density; Port X = Port X Power Density;







Summary

Mode	PD (dBm/RBW)	EIRP PD (dBm/RBW)
5.725-5.85GHz	-	-
802.11a_Nss1,(6Mbps)_4TX	16.00	27.65
802.11ax HEW20_Nss1,(MCS0)_4TX	15.53	27.18
802.11ax HEW40_Nss1,(MCS0)_4TX	11.19	22.84
802.11ax HEW80_Nss1,(MCS0)_4TX	3.82	15.47

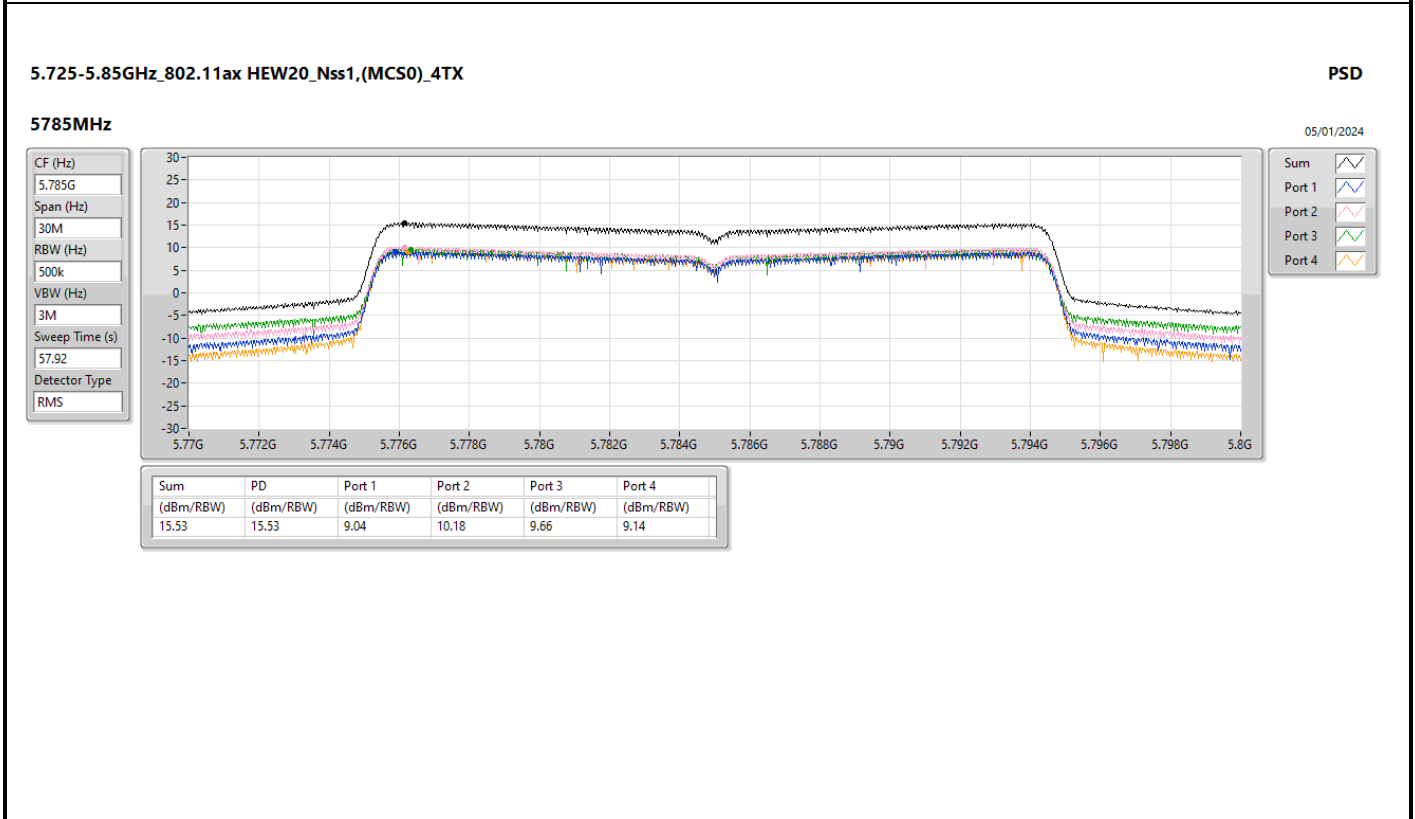
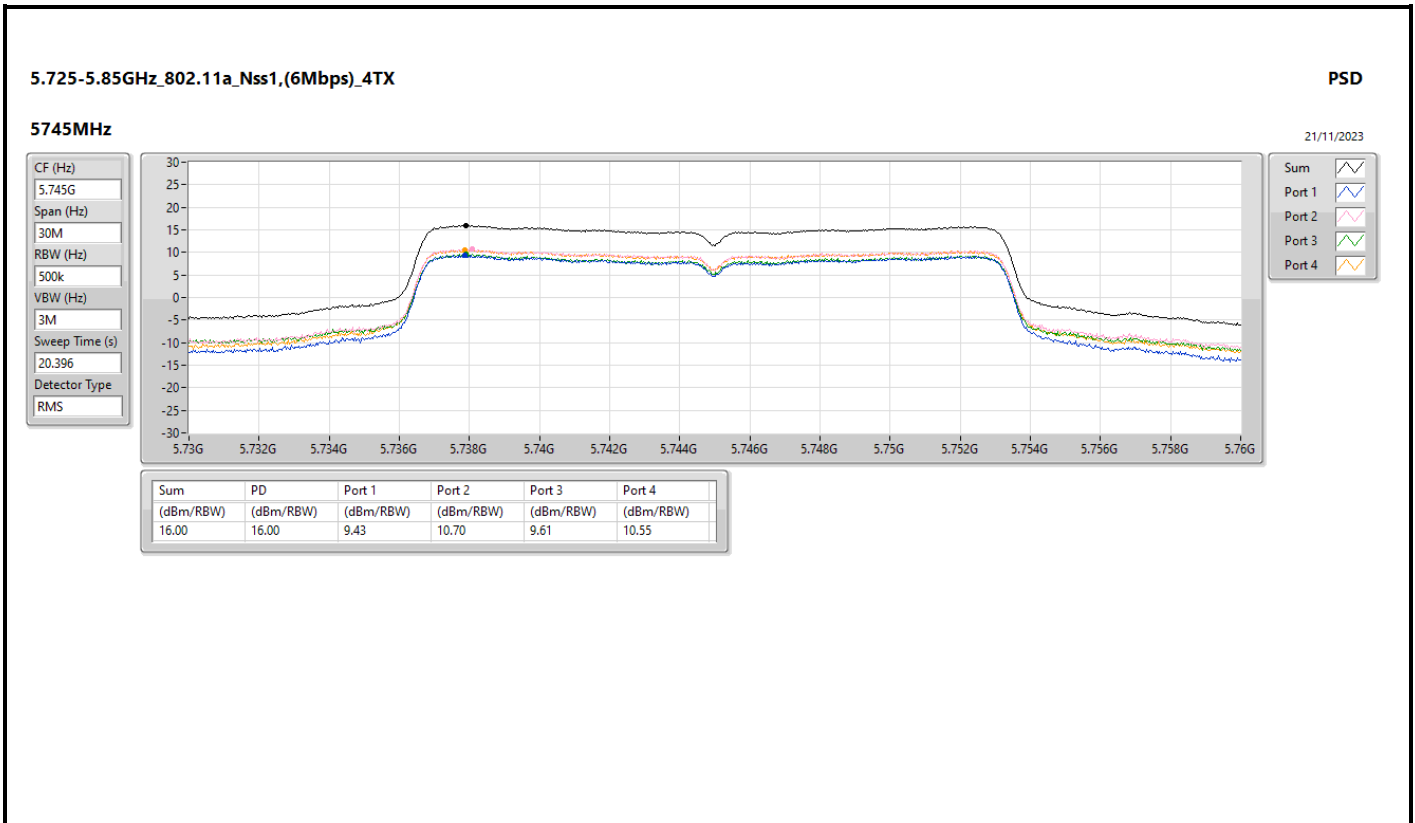
RBW = 500kHz for 5.725-5.85GHz band / 1MHz for other band;

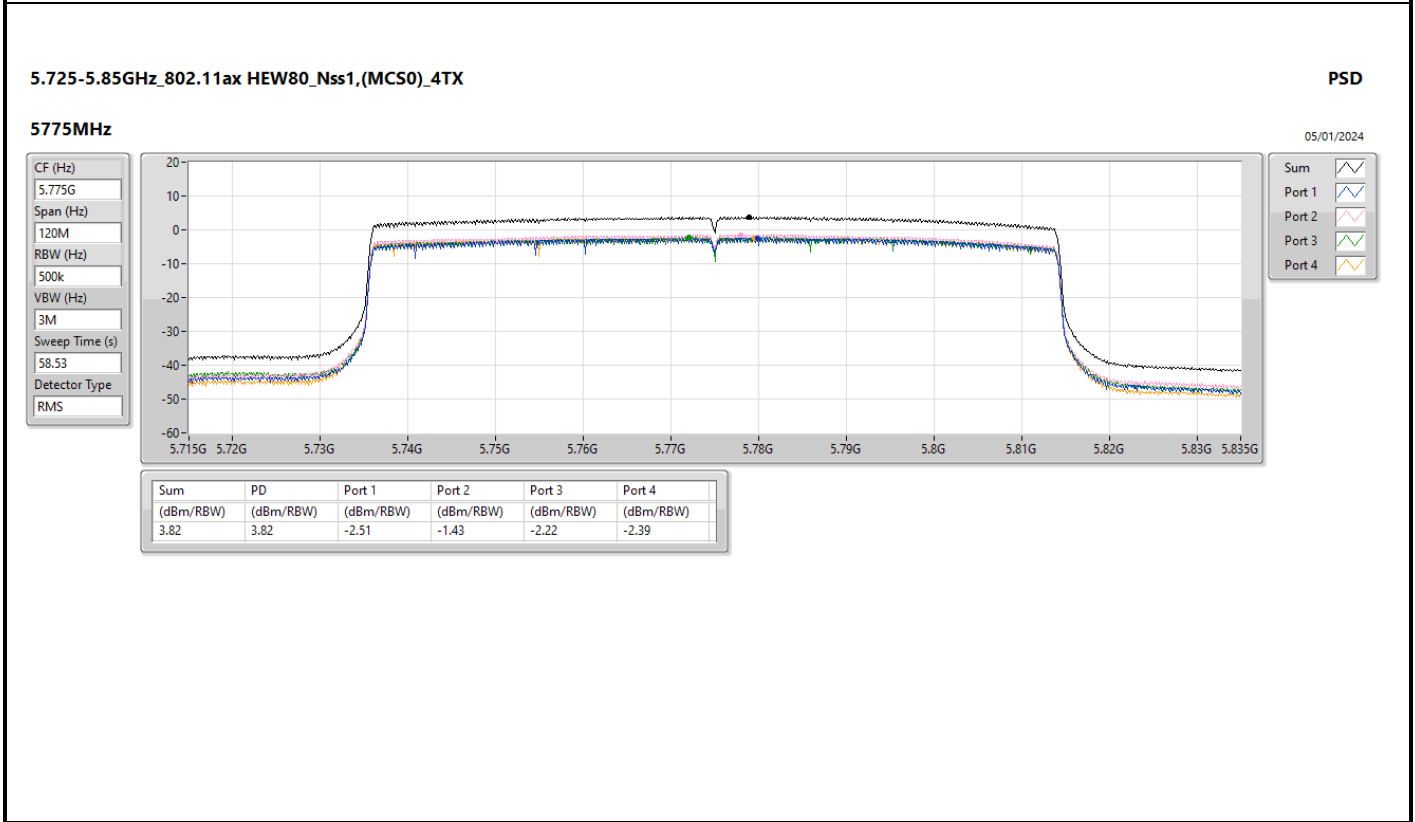
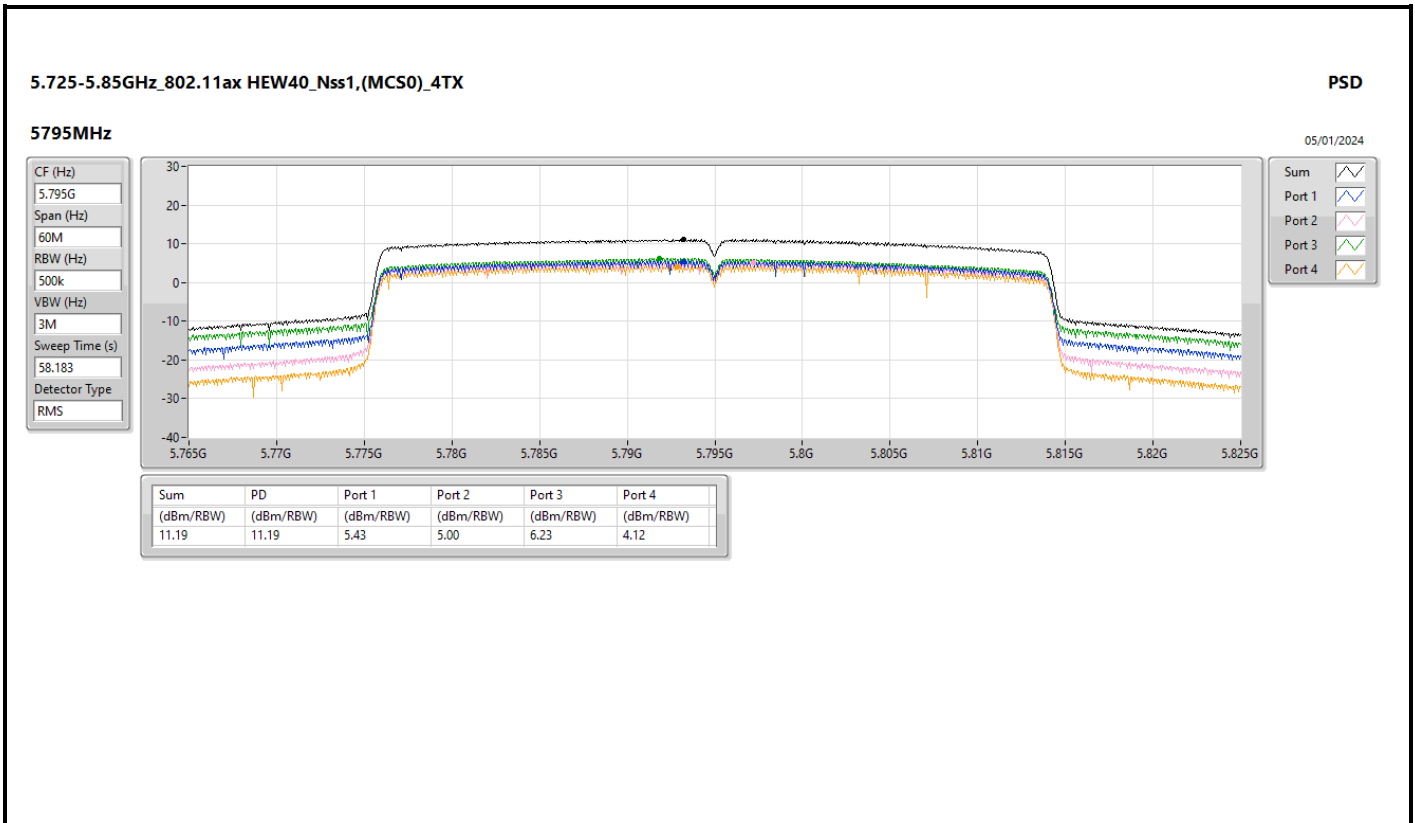


Result

Mode	Result	DG (dBi)	Port 1 (dBm/RBW)	Port 2 (dBm/RBW)	Port 3 (dBm/RBW)	Port 4 (dBm/RBW)	PD (dBm/RBW)	PD Limit (dBm/RBW)	EIRP PD (dBm/RBW)	EIRP PD Limit (dBm/RBW)
802.11a_Nss1,(6Mbps)_4TX	-	-	-	-	-	-	-	-	-	-
5745MHz	Pass	11.65	9.43	10.70	9.61	10.55	16.00	24.35	27.65	36.00
5785MHz	Pass	11.65	9.77	10.59	10.44	9.42	15.94	24.35	27.59	36.00
5825MHz	Pass	11.65	8.02	9.23	7.94	8.99	14.46	24.35	26.11	36.00
802.11ax HEW20_Nss1,(MCS0)_4TX	-	-	-	-	-	-	-	-	-	-
5745MHz	Pass	11.65	8.61	10.25	8.83	9.92	15.41	24.35	27.06	36.00
5785MHz	Pass	11.65	9.04	10.18	9.66	9.14	15.53	24.35	27.18	36.00
5825MHz	Pass	11.65	7.83	9.08	7.53	8.89	14.33	24.35	25.98	36.00
802.11ax HEW40_Nss1,(MCS0)_4TX	-	-	-	-	-	-	-	-	-	-
5755MHz	Pass	11.65	4.45	5.23	5.05	4.51	10.75	24.35	22.40	36.00
5795MHz	Pass	11.65	5.43	5.00	6.23	4.12	11.19	24.35	22.84	36.00
802.11ax HEW80_Nss1,(MCS0)_4TX	-	-	-	-	-	-	-	-	-	-
5775MHz	Pass	11.65	-2.51	-1.43	-2.22	-2.39	3.82	24.35	15.47	36.00

DG = Directional Gain; RBW = 500kHz for 5.725-5.85GHz band / 1MHz for other band;
 PD = trace bin-by-bin of each transmits port summing can be performed maximum power density; Port X = Port X Power Density;







Summary

Mode	PD (dBm/RBW)	EIRP PD (dBm/RBW)
5.15-5.25GHz	-	-
802.11ax HEW20-BF_Nss1,(MCS0)_4TX	8.76	20.89
802.11ax HEW40-BF_Nss1,(MCS0)_4TX	6.26	18.39
802.11ax HEW80-BF_Nss1,(MCS0)_4TX	-2.30	9.83
5.725-5.85GHz	-	-
802.11ax HEW20-BF_Nss1,(MCS0)_4TX	8.69	20.82
802.11ax HEW40-BF_Nss1,(MCS0)_4TX	8.79	20.92
802.11ax HEW80-BF_Nss1,(MCS0)_4TX	2.08	14.21

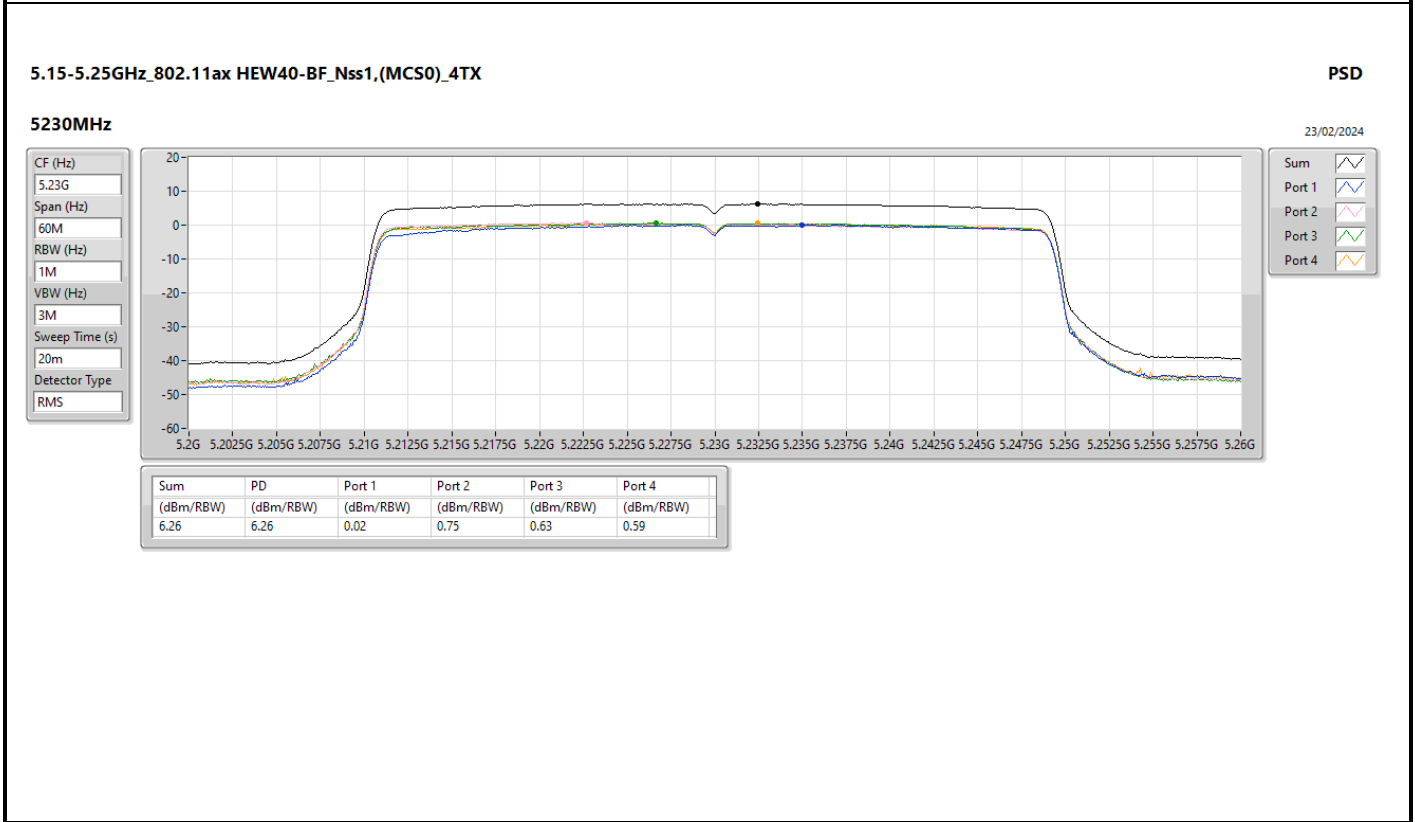
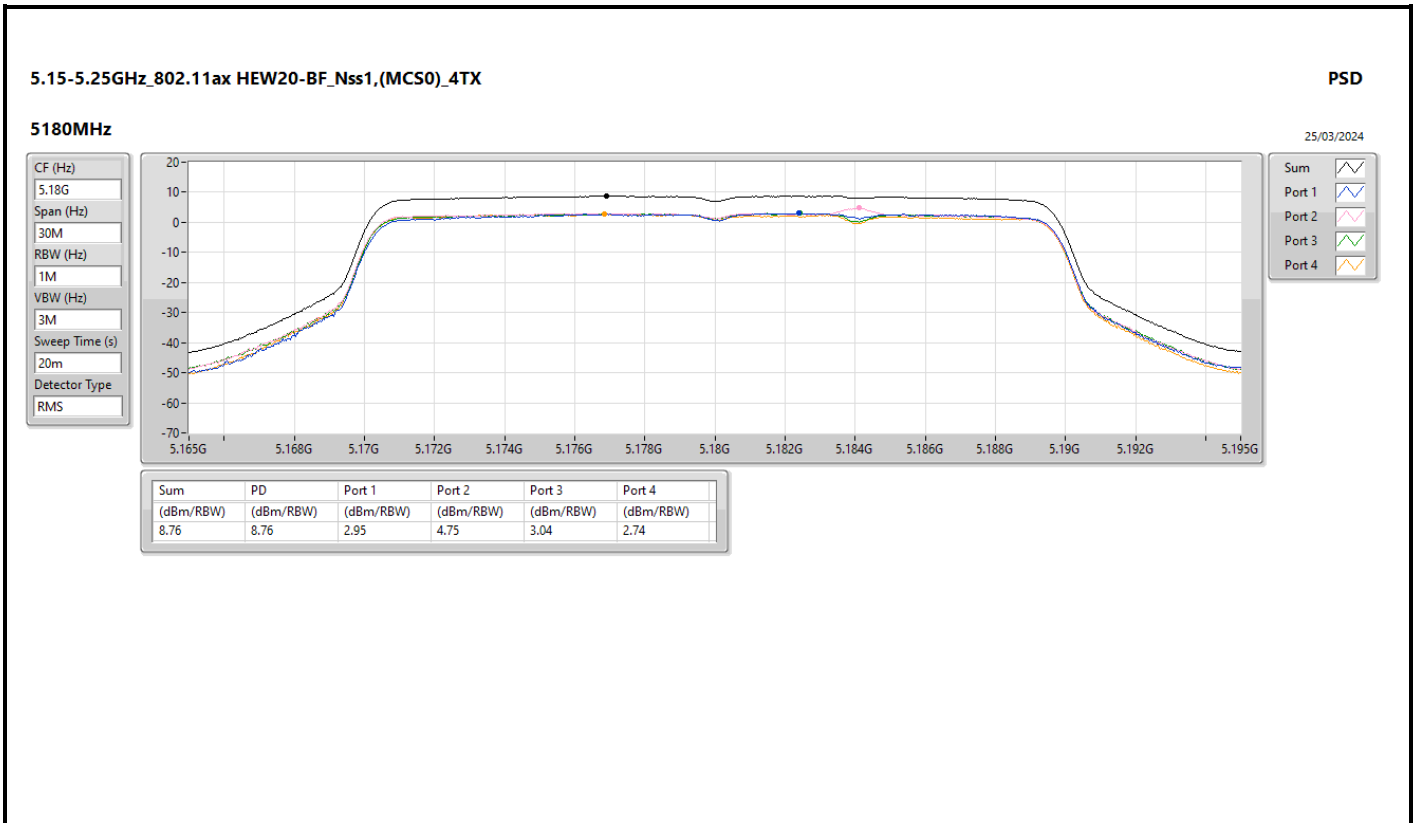
RBW = 500kHz for 5.725-5.85GHz band / 1MHz for other band;

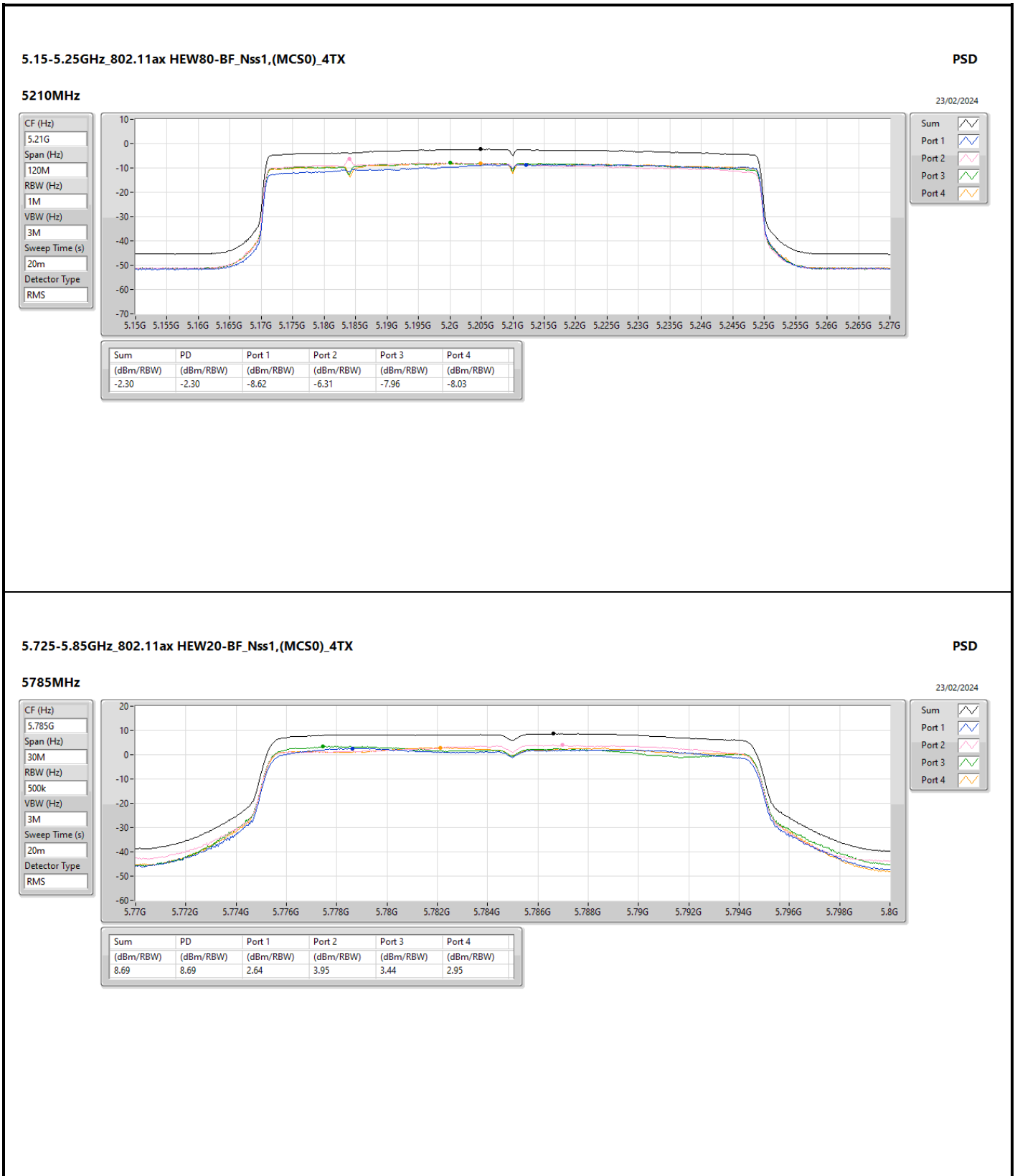


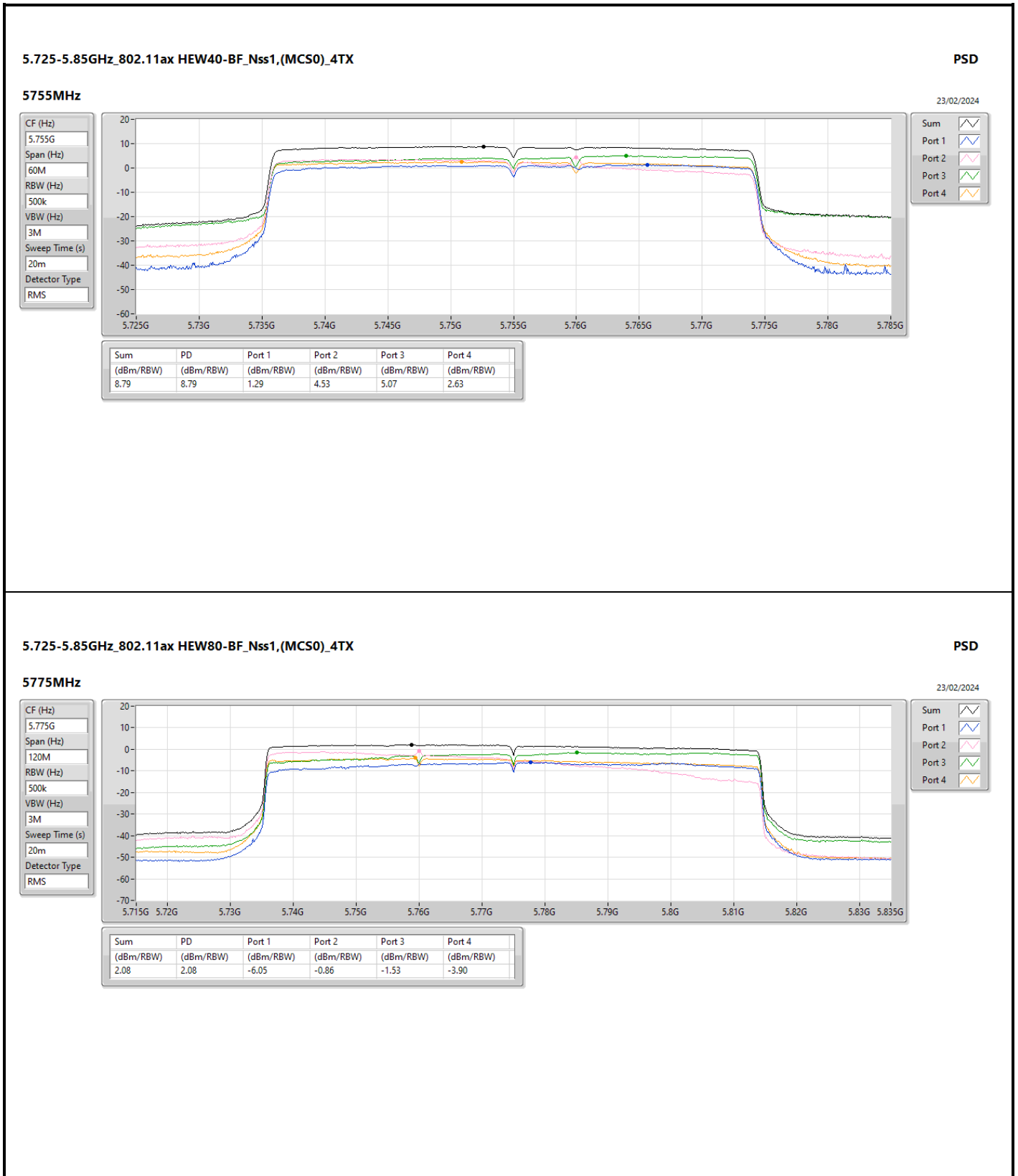
Result

Mode	Result	DG (dBi)	Port 1 (dBm/RBW)	Port 2 (dBm/RBW)	Port 3 (dBm/RBW)	Port 4 (dBm/RBW)	PD (dBm/RBW)	PD Limit (dBm/RBW)	EIRP PD (dBm/RBW)	EIRP PD Limit (dBm/RBW)
802.11ax HEW20-BF_Nss1,(MCS0)_4TX	-	-	-	-	-	-	-	-	-	-
5180MHz	Pass	12.13	2.95	4.75	3.04	2.74	8.76	10.87	20.89	23.00
5200MHz	Pass	12.13	2.66	2.69	2.95	2.93	8.67	10.87	20.80	23.00
5240MHz	Pass	12.13	2.25	2.84	2.42	3.34	8.61	10.87	20.74	23.00
5745MHz	Pass	12.13	-0.02	1.66	2.95	1.06	7.39	23.87	19.52	36.00
5785MHz	Pass	12.13	2.64	3.95	3.44	2.95	8.69	23.87	20.82	36.00
5825MHz	Pass	12.13	0.64	2.14	3.31	2.47	8.14	23.87	20.27	36.00
802.11ax HEW40-BF_Nss1,(MCS0)_4TX	-	-	-	-	-	-	-	-	-	-
5190MHz	Pass	12.13	-3.52	-1.92	-3.40	-3.33	2.26	10.87	14.39	23.00
5230MHz	Pass	12.13	0.02	0.75	0.63	0.59	6.26	10.87	18.39	23.00
5755MHz	Pass	12.13	1.29	4.53	5.07	2.63	8.79	23.87	20.92	36.00
5795MHz	Pass	12.13	-2.37	-0.35	1.73	-1.40	5.11	23.87	17.24	36.00
802.11ax HEW80-BF_Nss1,(MCS0)_4TX	-	-	-	-	-	-	-	-	-	-
5210MHz	Pass	12.13	-8.62	-6.31	-7.96	-8.03	-2.30	10.87	9.83	23.00
5775MHz	Pass	12.13	-6.05	-0.86	-1.53	-3.90	2.08	23.87	14.21	36.00

DG = Directional Gain; RBW = 500kHz for 5.725-5.85GHz band / 1MHz for other band;
 PD = trace bin-by-bin of each transmits port summing can be performed maximum power density; Port X = Port X Power Density;









Summary

Mode	PD (dBm/RBW)	EIRP PD (dBm/RBW)
5.15-5.25GHz	-	-
802.11ax HEW20-BF_Nss1,(MCS0)_4TX	9.06	21.19
802.11ax HEW40-BF_Nss1,(MCS0)_4TX	5.41	17.54
802.11ax HEW80-BF_Nss1,(MCS0)_4TX	-1.56	10.57

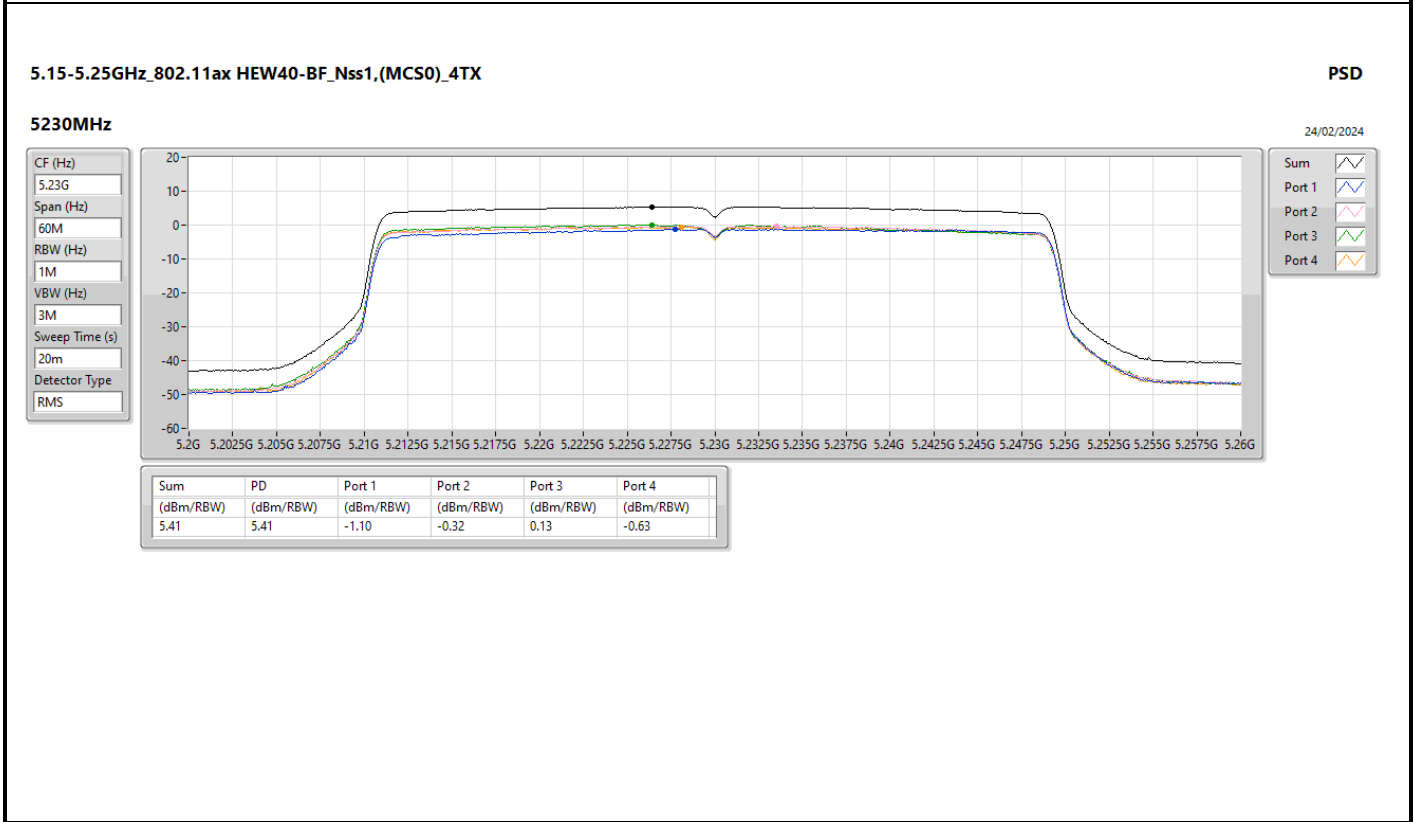
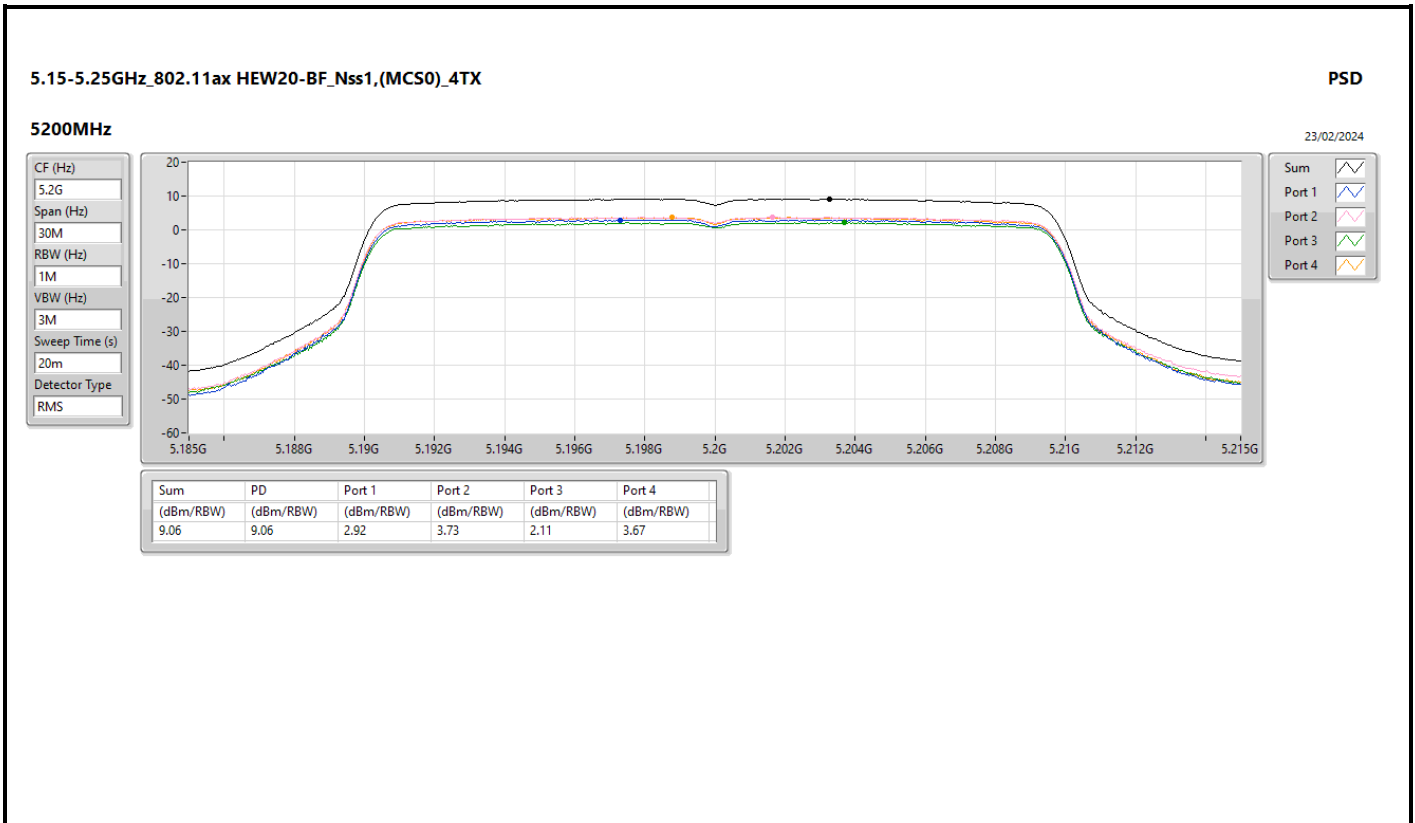
RBW = 500kHz for 5.725-5.85GHz band / 1MHz for other band;

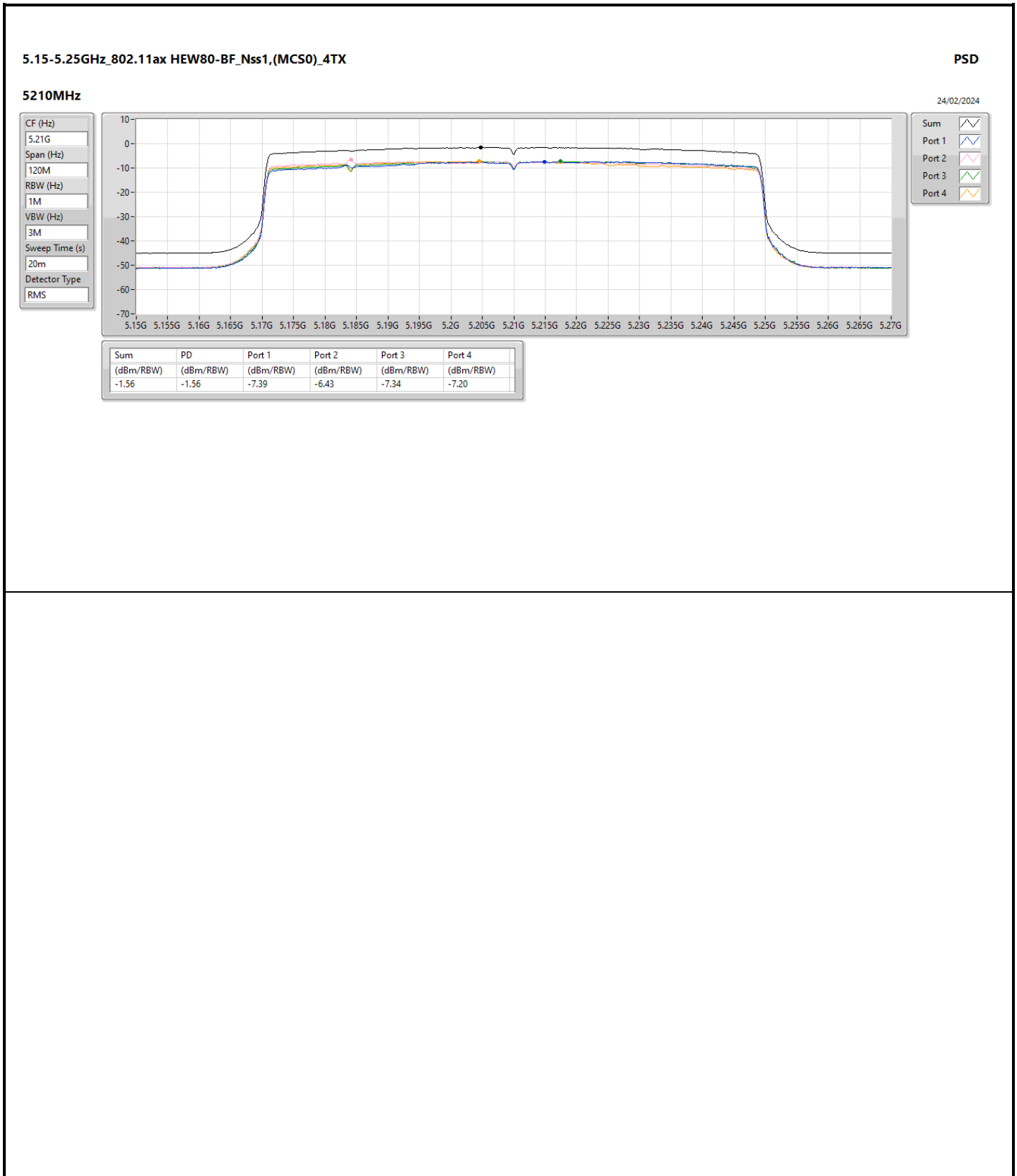


Result

Mode	Result	DG (dBi)	Port 1 (dBm/RBW)	Port 2 (dBm/RBW)	Port 3 (dBm/RBW)	Port 4 (dBm/RBW)	PD (dBm/RBW)	PD Limit (dBm/RBW)	EIRP PD (dBm/RBW)	EIRP PD Limit (dBm/RBW)
802.11ax HEW20-BF_Nss1,(MCS0)_4TX	-	-	-	-	-	-	-	-	-	-
5180MHz	Pass	12.13	4.38	3.42	3.23	3.16	8.98	10.87	21.11	23.00
5200MHz	Pass	12.13	2.92	3.73	2.11	3.67	9.06	10.87	21.19	23.00
5240MHz	Pass	12.13	2.26	3.42	2.44	3.53	8.82	10.87	20.95	23.00
802.11ax HEW40-BF_Nss1,(MCS0)_4TX	-	-	-	-	-	-	-	-	-	-
5190MHz	Pass	12.13	-7.66	-6.86	-6.96	-6.72	-1.30	10.87	10.83	23.00
5230MHz	Pass	12.13	-1.10	-0.32	0.13	-0.63	5.41	10.87	17.54	23.00
802.11ax HEW80-BF_Nss1,(MCS0)_4TX	-	-	-	-	-	-	-	-	-	-
5210MHz	Pass	12.13	-7.39	-6.43	-7.34	-7.20	-1.56	10.87	10.57	23.00

DG = Directional Gain; RBW = 500kHz for 5.725-5.85GHz band / 1MHz for other band;
 PD = trace bin-by-bin of each transmits port summing can be performed maximum power density; Port X = Port X Power Density;







Summary

Mode	PD (dBm/RBW)	EIRP PD (dBm/RBW)
5.725-5.85GHz	-	-
802.11ax HEW20-BF_Nss1,(MCS0)_4TX	9.40	21.05
802.11ax HEW40-BF_Nss1,(MCS0)_4TX	6.47	18.12
802.11ax HEW80-BF_Nss1,(MCS0)_4TX	1.85	13.50

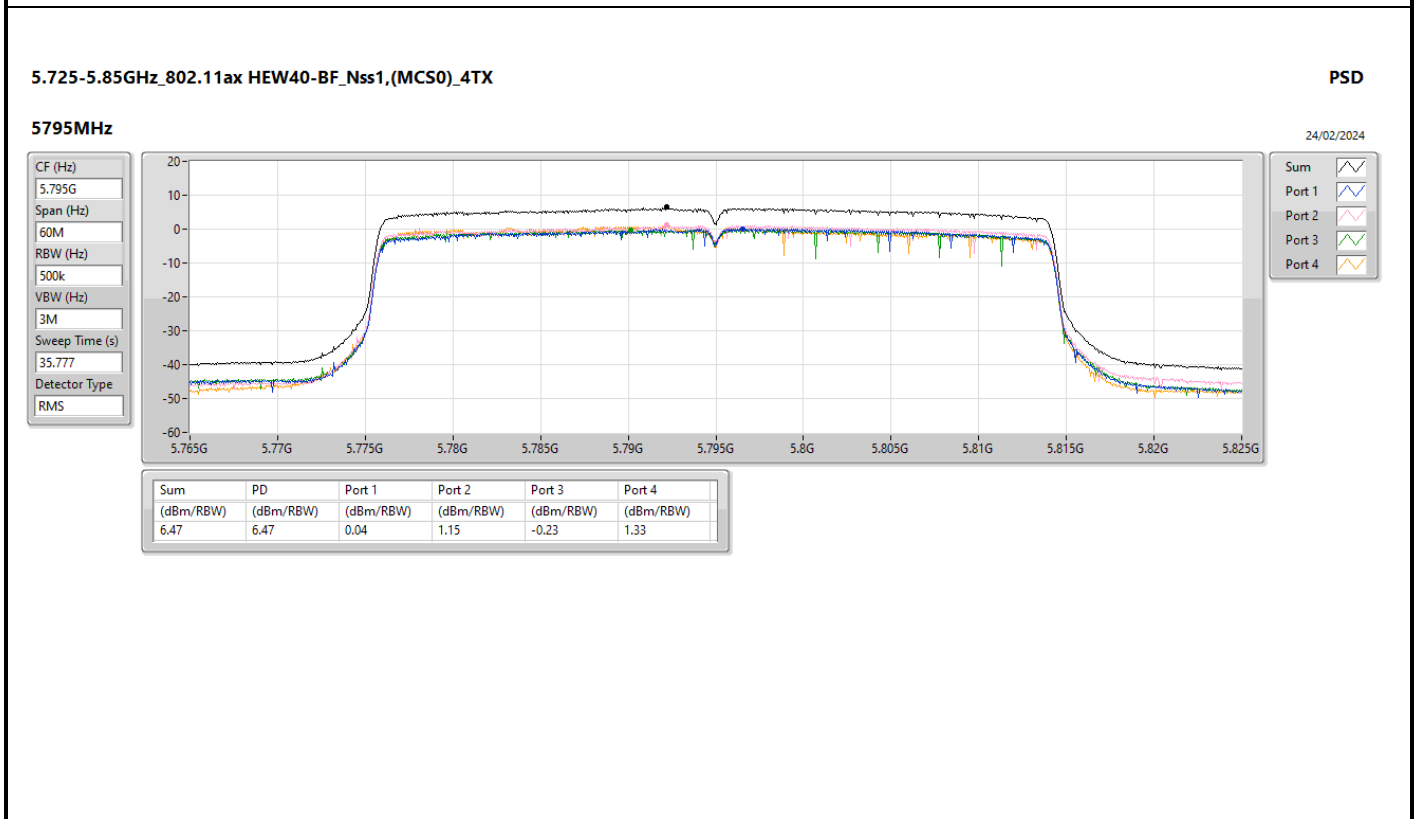
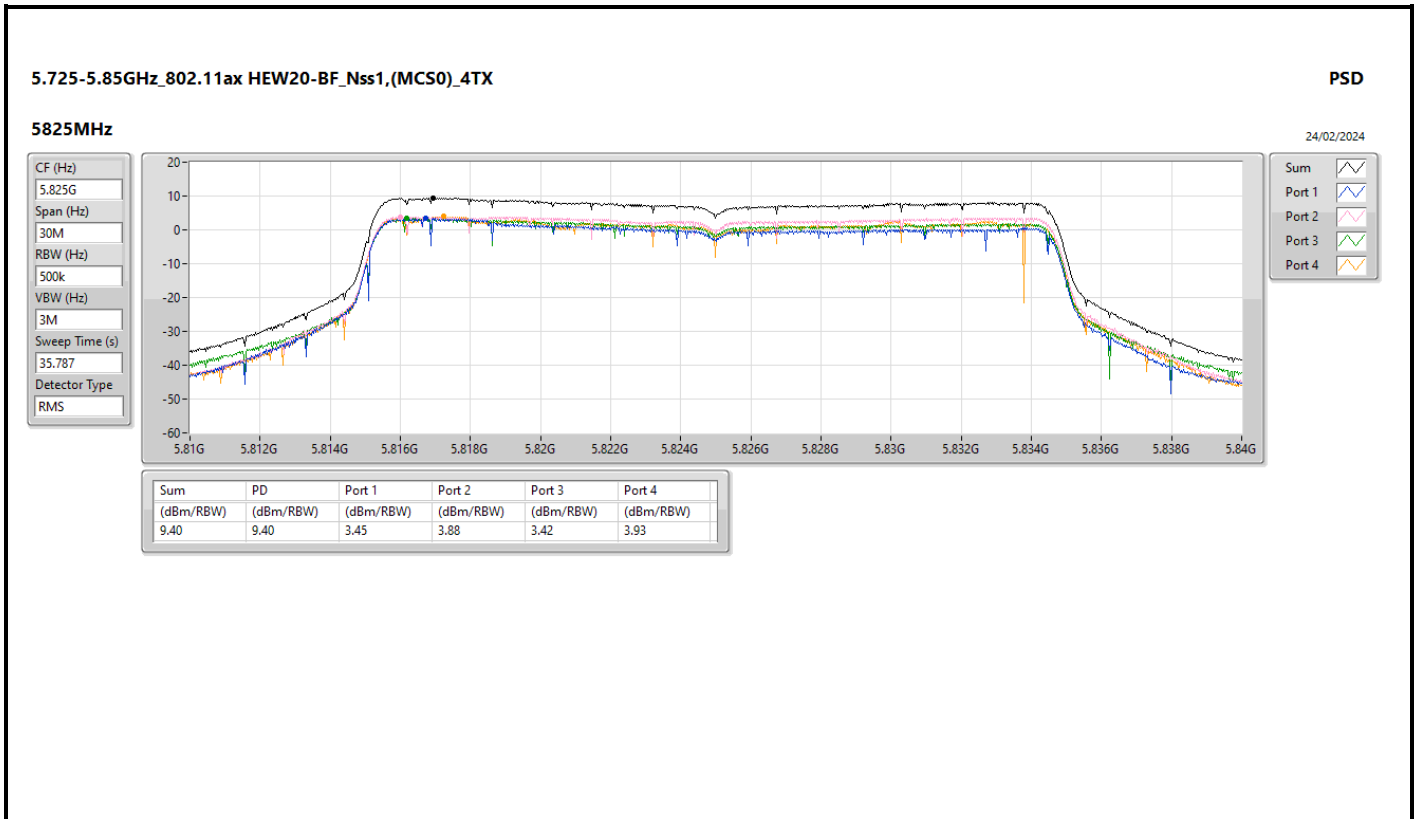
RBW = 500kHz for 5.725-5.85GHz band / 1MHz for other band;

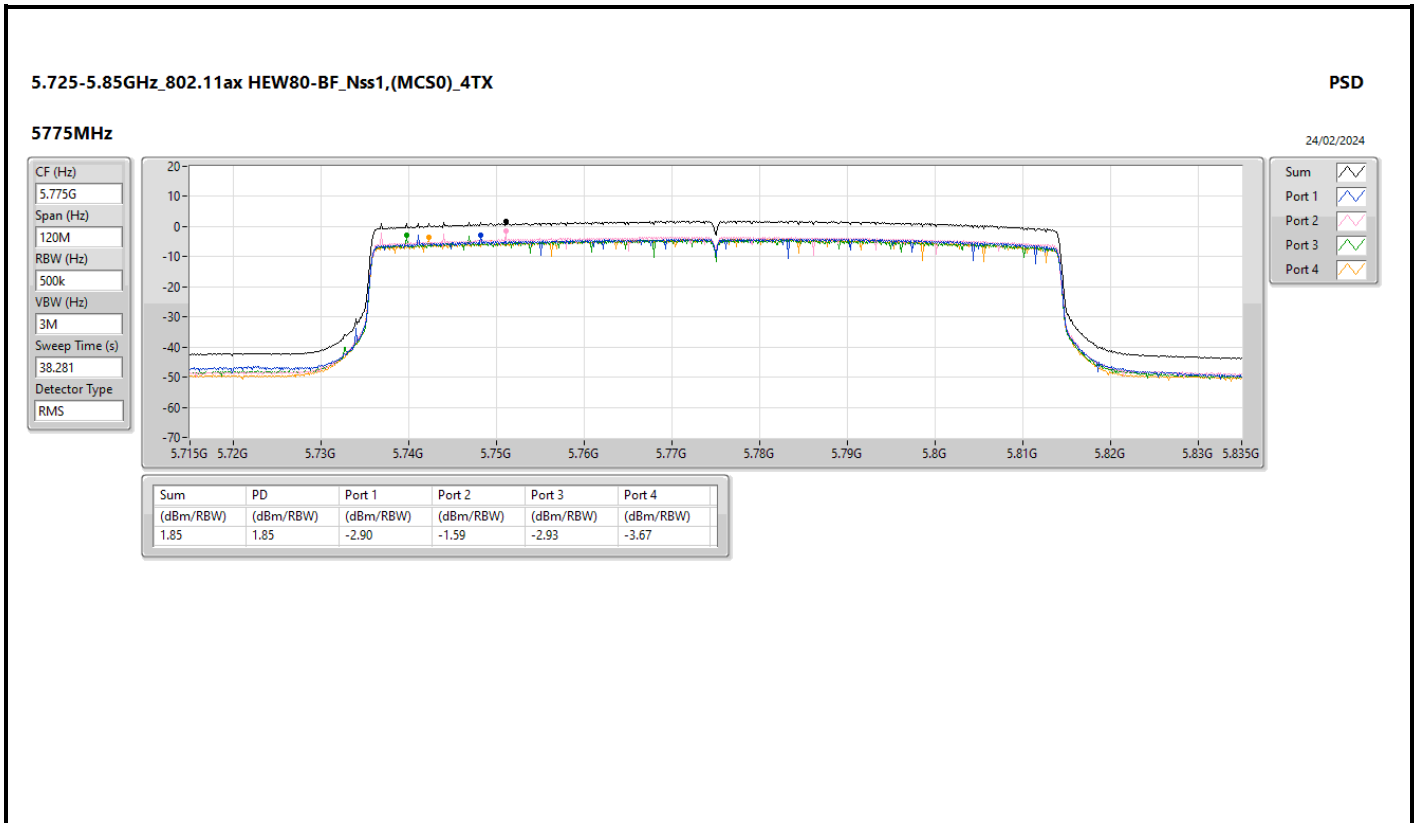


Result

Mode	Result	DG (dBi)	Port 1 (dBm/RBW)	Port 2 (dBm/RBW)	Port 3 (dBm/RBW)	Port 4 (dBm/RBW)	PD (dBm/RBW)	PD Limit (dBm/RBW)	EIRP PD (dBm/RBW)	EIRP PD Limit (dBm/RBW)
802.11ax HEW20-BF_Nss1,(MCS0)_4TX	-	-	-	-	-	-	-	-	-	-
5745MHz	Pass	11.65	1.33	3.82	2.41	2.19	8.35	24.35	20.00	36.00
5785MHz	Pass	11.65	2.62	3.66	2.54	2.60	8.77	24.35	20.42	36.00
5825MHz	Pass	11.65	3.45	3.88	3.42	3.93	9.40	24.35	21.05	36.00
802.11ax HEW40-BF_Nss1,(MCS0)_4TX	-	-	-	-	-	-	-	-	-	-
5755MHz	Pass	11.65	-1.52	0.87	-0.50	-0.37	5.37	24.35	17.02	36.00
5795MHz	Pass	11.65	0.04	1.15	-0.23	1.33	6.47	24.35	18.12	36.00
802.11ax HEW80-BF_Nss1,(MCS0)_4TX	-	-	-	-	-	-	-	-	-	-
5775MHz	Pass	11.65	-2.90	-1.59	-2.93	-3.67	1.85	24.35	13.50	36.00

DG = Directional Gain; RBW = 500kHz for 5.725-5.85GHz band / 1MHz for other band;
 PD = trace bin-by-bin of each transmits port summing can be performed maximum power density; Port X = Port X Power Density;







Summary

Mode	Result	Type	Freq (Hz)	Level (dBuV/m)	Limit (dBuV/m)	Margin (dB)	Dist (m)	Condition	Azimuth (°)	Height (m)
5.725-5.85GHz	-	-	-	-	-	-	-	-	-	-
802.11ax HEW20_Nss1,(MCS0)_4TX	Pass	PK	49.4M	33.74	40.00	-6.26	3	Vertical	360	1.00

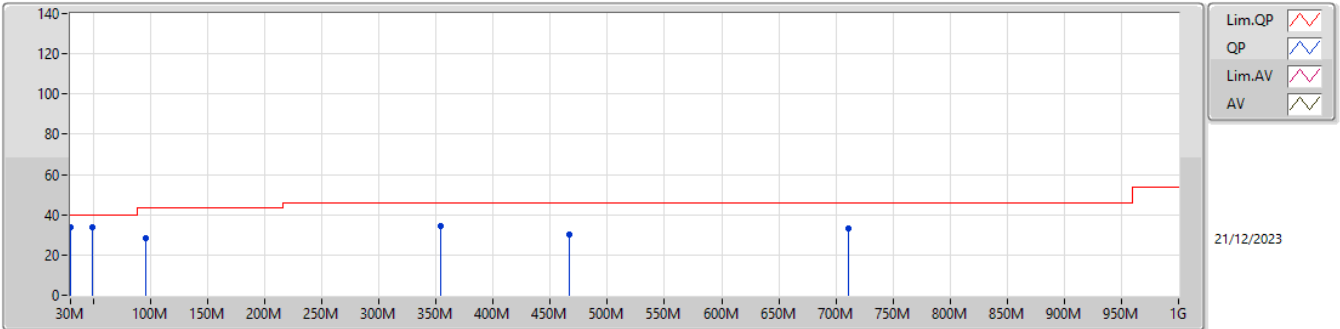


Result

Mode	Result	Type	Freq (Hz)	Level (dBuV/m)	Limit (dBuV/m)	Margin (dB)	Dist (m)	Condition	Azimuth (°)	Height (m)
802.11ax HEW20_Nss1,(MCS0)_4TX	-	-	-	-	-	-	-	-	-	-
5745MHz	Pass	PK	30M	33.63	40.00	-6.37	3	Vertical	360	1.00
5745MHz	Pass	PK	49.4M	33.74	40.00	-6.26	3	Vertical	360	1.00
5745MHz	Pass	PK	95.96M	28.54	43.50	-14.96	3	Vertical	360	1.00
5745MHz	Pass	PK	353.98M	34.32	46.00	-11.68	3	Vertical	360	1.00
5745MHz	Pass	PK	466.5M	30.44	46.00	-15.56	3	Vertical	360	1.00
5745MHz	Pass	PK	710.94M	33.40	46.00	-12.60	3	Vertical	360	1.00
5745MHz	Pass	PK	30M	28.72	40.00	-11.28	3	Horizontal	0	1.00
5745MHz	Pass	PK	84.32M	29.12	40.00	-10.88	3	Horizontal	0	1.00
5745MHz	Pass	PK	181.32M	24.84	43.50	-18.66	3	Horizontal	0	1.00
5745MHz	Pass	PK	321M	31.27	46.00	-14.73	3	Horizontal	0	1.00
5745MHz	Pass	PK	532.46M	33.61	46.00	-12.39	3	Horizontal	0	1.00
5745MHz	Pass	PK	668.26M	33.33	46.00	-12.67	3	Horizontal	0	1.00

5.725-5.85GHz_802.11ax HEW20_Nss1,(MCS0)_4TX

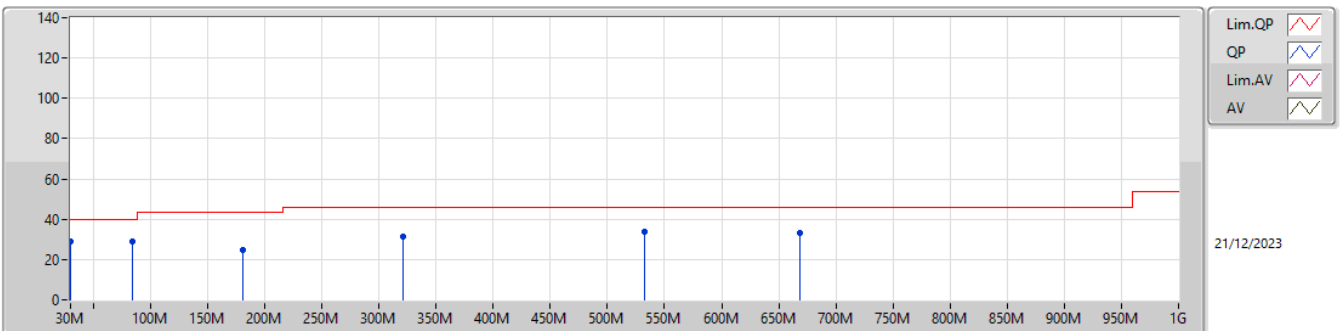
5745MHz_PoE



Type	Freq (Hz)	Level (dBuV/m)	Limit (dBuV/m)	Margin (dB)	Factor (dB)	Dist (m)	Condition	Azimuth (°)	Height (m)	Raw (dBuV)	AF (dB)	CL (dB)	PA (dB)
PK	30M	33.63	40.00	-6.37	-3.19	3	Vertical	360	1.00	36.82	22.98	1.23	27.40
PK	49.4M	33.74	40.00	-6.26	-11.58	3	Vertical	360	1.00	45.32	13.79	1.51	26.88
PK	95.96M	28.54	43.50	-14.96	-10.58	3	Vertical	360	1.00	39.12	15.29	1.96	27.83
PK	353.98M	34.32	46.00	-11.68	-4.03	3	Vertical	360	1.00	38.35	19.70	3.89	27.62
PK	466.5M	30.44	46.00	-15.56	-1.32	3	Vertical	360	1.00	31.76	22.35	4.69	28.36
PK	710.94M	33.40	46.00	-12.60	1.59	3	Vertical	360	1.00	31.81	23.98	5.99	28.38

5.725-5.85GHz_802.11ax HEW20_Nss1,(MCS0)_4TX

5745MHz_PoE



Type	Freq (Hz)	Level (dBuV/m)	Limit (dBuV/m)	Margin (dB)	Factor (dB)	Dist (m)	Condition	Azimuth (°)	Height (m)	Raw (dBuV)	AF (dB)	CL (dB)	PA (dB)
PK	30M	28.72	40.00	-11.28	-3.19	3	Horizontal	0	1.00	31.91	22.98	1.23	27.40
PK	84.32M	29.12	40.00	-10.88	-13.17	3	Horizontal	0	1.00	42.29	12.82	1.81	27.80
PK	181.32M	24.84	43.50	-18.66	-10.48	3	Horizontal	0	1.00	35.32	14.40	2.67	27.55
PK	321M	31.27	46.00	-14.73	-4.96	3	Horizontal	0	1.00	36.23	18.71	3.74	27.41
PK	532.46M	33.61	46.00	-12.39	-0.66	3	Horizontal	0	1.00	34.27	22.90	5.04	28.60
PK	668.26M	33.33	46.00	-12.67	1.30	3	Horizontal	0	1.00	32.03	24.04	5.78	28.52



Summary

Mode	Result	Type	Freq (Hz)	Level (dBuV/m)	Limit (dBuV/m)	Margin (dB)	Dist (m)	Condition	Azimuth (°)	Height (m)
5.15-5.25GHz	-	-	-	-	-	-	-	-	-	-
802.11a_Nss1,(6Mbps)_4TX	Pass	AV	5.1468G	53.66	54.00	-0.34	3	Vertical	218	1.80
802.11ax HEW20_Nss1,(MCS0)_4TX	Pass	AV	5.1476G	53.92	54.00	-0.08	3	Vertical	170	1.98
802.11ax HEW40_Nss1,(MCS0)_4TX	Pass	AV	5.1448G	53.64	54.00	-0.36	3	Vertical	222	1.87
802.11ax HEW80_Nss1,(MCS0)_4TX	Pass	AV	5.14G	53.74	54.00	-0.26	3	Vertical	215	1.94
5.725-5.85GHz	-	-	-	-	-	-	-	-	-	-
802.11a_Nss1,(6Mbps)_4TX	Pass	PK	17.47224G	67.03	68.20	-1.17	3	Vertical	311	2.17
802.11ax HEW20_Nss1,(MCS0)_4TX	Pass	PK	17.35566G	66.81	68.20	-1.39	3	Vertical	358	1.38
802.11ax HEW40_Nss1,(MCS0)_4TX	Pass	PK	5.6498G	66.76	68.20	-1.44	3	Vertical	157	1.93
802.11ax HEW80_Nss1,(MCS0)_4TX	Pass	PK	5.6466G	66.93	68.20	-1.27	3	Vertical	208	2.17



Result

Mode	Result	Type	Freq (Hz)	Level (dBuV/m)	Limit (dBuV/m)	Margin (dB)	Dist (m)	Condition	Azimuth (°)	Height (m)
802.11a_Nss1,(6Mbps)_4TX	-	-	-	-	-	-	-	-	-	-
5180MHz	Pass	AV	5.1468G	53.66	54.00	-0.34	3	Vertical	218	1.80
5180MHz	Pass	AV	5.186G	110.48	Inf	-Inf	3	Vertical	218	1.80
5180MHz	Pass	PK	5.1474G	68.80	74.00	-5.20	3	Vertical	218	1.80
5180MHz	Pass	PK	5.1856G	120.19	Inf	-Inf	3	Vertical	218	1.80
5180MHz	Pass	AV	15.537G	46.27	54.00	-7.73	3	Vertical	46	2.09
5180MHz	Pass	PK	10.35892G	51.24	68.20	-16.96	3	Vertical	11	2.61
5180MHz	Pass	PK	15.53244G	60.63	74.00	-13.37	3	Vertical	46	2.09
5180MHz	Pass	AV	15.53622G	46.08	54.00	-7.92	3	Horizontal	325	1.49
5180MHz	Pass	PK	10.3564G	52.80	68.20	-15.40	3	Horizontal	7	1.64
5180MHz	Pass	PK	15.53664G	60.85	74.00	-13.15	3	Horizontal	325	1.49
5200MHz	Pass	AV	5.1444G	52.62	54.00	-1.38	3	Vertical	153	1.94
5200MHz	Pass	AV	5.1968G	115.34	Inf	-Inf	3	Vertical	153	1.94
5200MHz	Pass	PK	5.1476G	69.10	74.00	-4.90	3	Vertical	153	1.94
5200MHz	Pass	PK	5.1968G	125.00	Inf	-Inf	3	Vertical	153	1.94
5200MHz	Pass	AV	15.59844G	52.14	54.00	-1.86	3	Vertical	28	1.56
5200MHz	Pass	PK	10.39868G	55.23	68.20	-12.97	3	Vertical	360	1.50
5200MHz	Pass	PK	15.5982G	64.94	74.00	-9.06	3	Vertical	28	1.56
5200MHz	Pass	AV	15.60186G	49.49	54.00	-4.51	3	Horizontal	314	1.50
5200MHz	Pass	PK	10.39526G	55.22	68.20	-12.98	3	Horizontal	357	1.50
5200MHz	Pass	PK	15.606G	62.61	74.00	-11.39	3	Horizontal	314	1.50
5240MHz	Pass	AV	5.1434G	51.55	54.00	-2.45	3	Vertical	171	1.89
5240MHz	Pass	AV	5.2418G	119.95	Inf	-Inf	3	Vertical	171	1.89
5240MHz	Pass	AV	5.35G	48.40	54.00	-5.60	3	Vertical	171	1.89
5240MHz	Pass	PK	5.141G	64.89	74.00	-9.11	3	Vertical	171	1.89
5240MHz	Pass	PK	5.2418G	128.08	Inf	-Inf	3	Vertical	171	1.89
5240MHz	Pass	PK	5.36G	63.79	74.00	-10.21	3	Vertical	171	1.89
5240MHz	Pass	AV	15.71112G	47.91	54.00	-6.09	3	Vertical	34	1.53
5240MHz	Pass	PK	10.483G	54.35	68.20	-13.85	3	Vertical	350	2.07
5240MHz	Pass	PK	15.71358G	61.22	74.00	-12.78	3	Vertical	34	1.53
5240MHz	Pass	AV	15.72222G	52.37	54.00	-1.63	3	Horizontal	308	1.50
5240MHz	Pass	PK	10.47802G	54.09	68.20	-14.11	3	Horizontal	345	1.49
5240MHz	Pass	PK	15.71484G	65.75	74.00	-8.25	3	Horizontal	308	1.50
5745MHz	Pass	AV	5.4522G	47.03	54.00	-6.97	3	Vertical	205	2.02
5745MHz	Pass	AV	5.7438G	113.45	Inf	-Inf	3	Vertical	205	2.02
5745MHz	Pass	PK	5.6262G	64.79	68.20	-3.41	3	Vertical	205	2.02
5745MHz	Pass	PK	5.7438G	123.47	Inf	-Inf	3	Vertical	205	2.02
5745MHz	Pass	PK	5.9886G	56.07	68.20	-12.13	3	Vertical	205	2.02
5745MHz	Pass	AV	11.49234G	49.57	54.00	-4.43	3	Vertical	336	1.08
5745MHz	Pass	PK	11.49324G	62.39	74.00	-11.61	3	Vertical	336	1.08
5745MHz	Pass	PK	17.23956G	63.41	68.20	-4.79	3	Vertical	314	1.50
5745MHz	Pass	AV	11.49G	49.84	54.00	-4.16	3	Horizontal	18	1.50
5745MHz	Pass	PK	11.49294G	60.41	74.00	-13.59	3	Horizontal	18	1.50
5745MHz	Pass	PK	17.2425G	63.13	68.20	-5.07	3	Horizontal	5	2.43
5785MHz	Pass	AV	5.77766G	114.83	Inf	-Inf	3	Vertical	173	1.88
5785MHz	Pass	PK	5.59132G	61.96	68.20	-6.24	3	Vertical	173	1.88
5785MHz	Pass	PK	5.77766G	124.49	Inf	-Inf	3	Vertical	173	1.88
5785MHz	Pass	PK	5.9398G	56.20	68.20	-12.00	3	Vertical	173	1.88
5785MHz	Pass	AV	11.57012G	49.19	54.00	-4.81	3	Vertical	22	1.33
5785MHz	Pass	PK	11.5706G	62.03	74.00	-11.97	3	Vertical	22	1.33
5785MHz	Pass	PK	17.34684G	66.34	68.20	-1.86	3	Vertical	33	2.87
5785MHz	Pass	AV	11.58002G	47.27	54.00	-6.73	3	Horizontal	356	2.75
5785MHz	Pass	PK	11.58032G	60.63	74.00	-13.37	3	Horizontal	356	2.75
5785MHz	Pass	PK	17.35014G	64.50	68.20	-3.70	3	Horizontal	18	1.52
5825MHz	Pass	AV	5.8286G	115.06	Inf	-Inf	3	Vertical	203	1.87
5825MHz	Pass	PK	5.6294G	62.92	68.20	-5.28	3	Vertical	203	1.87
5825MHz	Pass	PK	5.8286G	124.41	Inf	-Inf	3	Vertical	203	1.87
5825MHz	Pass	PK	6.0422G	56.32	68.20	-11.88	3	Vertical	203	1.87
5825MHz	Pass	AV	11.64586G	51.57	54.00	-2.43	3	Vertical	1	1.01
5825MHz	Pass	PK	11.64454G	64.46	74.00	-9.54	3	Vertical	1	1.01
5825MHz	Pass	PK	17.47224G	67.03	68.20	-1.17	3	Vertical	311	2.17



RSE TX above 1GHz_Non-Beamforming_Radio 2

Appendix E.2

Mode	Result	Type	Freq (Hz)	Level (dBuV/m)	Limit (dBuV/m)	Margin (dB)	Dist (m)	Condition	Azimuth (°)	Height (m)
5825MHz	Pass	AV	11.64694G	50.52	54.00	-3.48	3	Horizontal	328	1.55
5825MHz	Pass	PK	11.64676G	63.19	74.00	-10.81	3	Horizontal	328	1.55
5825MHz	Pass	PK	17.47416G	64.93	68.20	-3.27	3	Horizontal	352	1.47
802.11ax HEW20_Nss1,(MCS0)_4TX	-	-	-	-	-	-	-	-	-	-
5180MHz	Pass	AV	5.1476G	53.92	54.00	-0.08	3	Vertical	170	1.98
5180MHz	Pass	AV	5.176G	113.53	Inf	-Inf	3	Vertical	170	1.98
5180MHz	Pass	PK	5.1488G	69.22	74.00	-4.78	3	Vertical	170	1.98
5180MHz	Pass	PK	5.175G	127.22	Inf	-Inf	3	Vertical	170	1.98
5180MHz	Pass	AV	15.5283G	44.15	54.00	-9.85	3	Vertical	132	2.26
5180MHz	Pass	PK	10.36G	52.37	68.20	-15.83	3	Vertical	351	1.76
5180MHz	Pass	PK	15.5259G	57.53	74.00	-16.47	3	Vertical	132	2.26
5180MHz	Pass	AV	15.52734G	44.13	54.00	-9.87	3	Horizontal	34	2.29
5180MHz	Pass	PK	10.35772G	53.35	68.20	-14.85	3	Horizontal	345	1.50
5180MHz	Pass	PK	15.53298G	57.42	74.00	-16.58	3	Horizontal	34	2.29
5200MHz	Pass	AV	5.15G	53.25	54.00	-0.75	3	Vertical	169	1.95
5200MHz	Pass	AV	5.2052G	115.43	Inf	-Inf	3	Vertical	169	1.95
5200MHz	Pass	PK	5.1468G	66.10	74.00	-7.90	3	Vertical	169	1.95
5200MHz	Pass	PK	5.2044G	127.67	Inf	-Inf	3	Vertical	169	1.95
5200MHz	Pass	AV	15.59442G	43.94	54.00	-10.06	3	Vertical	19	1.61
5200MHz	Pass	PK	10.39724G	54.06	68.20	-14.14	3	Vertical	348	1.72
5200MHz	Pass	PK	15.59562G	57.84	74.00	-16.16	3	Vertical	19	1.61
5200MHz	Pass	AV	15.60294G	46.16	54.00	-7.84	3	Horizontal	2	1.88
5200MHz	Pass	PK	10.39586G	56.02	68.20	-12.18	3	Horizontal	340	1.50
5200MHz	Pass	PK	15.59346G	61.46	74.00	-12.54	3	Horizontal	2	1.88
5240MHz	Pass	AV	5.15G	53.26	54.00	-0.74	3	Vertical	164	1.91
5240MHz	Pass	AV	5.2358G	118.60	Inf	-Inf	3	Vertical	164	1.91
5240MHz	Pass	AV	5.351G	48.58	54.00	-5.42	3	Vertical	164	1.91
5240MHz	Pass	PK	5.1488G	68.21	74.00	-5.79	3	Vertical	164	1.91
5240MHz	Pass	PK	5.2358G	128.13	Inf	-Inf	3	Vertical	164	1.91
5240MHz	Pass	PK	5.363G	61.47	74.00	-12.53	3	Vertical	164	1.91
5240MHz	Pass	AV	15.71796G	49.41	54.00	-4.59	3	Vertical	13	1.50
5240MHz	Pass	PK	10.47832G	55.25	68.20	-12.95	3	Vertical	340	1.67
5240MHz	Pass	PK	15.71628G	63.51	74.00	-10.49	3	Vertical	13	1.50
5240MHz	Pass	AV	15.71958G	52.89	54.00	-1.11	3	Horizontal	294	1.53
5240MHz	Pass	PK	10.477G	54.86	68.20	-13.34	3	Horizontal	334	1.50
5240MHz	Pass	PK	15.70962G	66.60	74.00	-7.40	3	Horizontal	294	1.53
5745MHz	Pass	AV	5.445G	47.07	54.00	-6.93	3	Vertical	186	1.83
5745MHz	Pass	AV	5.7462G	115.01	Inf	-Inf	3	Vertical	186	1.83
5745MHz	Pass	PK	5.6466G	64.60	68.20	-3.60	3	Vertical	186	1.83
5745MHz	Pass	PK	5.7462G	125.36	Inf	-Inf	3	Vertical	186	1.83
5745MHz	Pass	PK	5.9502G	55.66	68.20	-12.54	3	Vertical	186	1.83
5745MHz	Pass	AV	11.48376G	51.86	54.00	-2.14	3	Vertical	325	1.91
5745MHz	Pass	PK	11.48322G	65.14	74.00	-8.86	3	Vertical	325	1.91
5745MHz	Pass	PK	17.2456G	65.13	68.20	-3.07	3	Vertical	360	1.49
5745MHz	Pass	AV	11.48454G	48.62	54.00	-5.38	3	Horizontal	347	1.61
5745MHz	Pass	PK	11.48364G	62.52	74.00	-11.48	3	Horizontal	347	1.61
5745MHz	Pass	PK	17.23872G	65.16	68.20	-3.04	3	Horizontal	360	2.46
5785MHz	Pass	AV	5.78613G	115.13	Inf	-Inf	3	Vertical	185	1.90
5785MHz	Pass	PK	5.59495G	62.55	68.20	-5.65	3	Vertical	185	1.90
5785MHz	Pass	PK	5.78613G	126.37	Inf	-Inf	3	Vertical	185	1.90
5785MHz	Pass	PK	6.02087G	56.55	68.20	-11.65	3	Vertical	185	1.90
5785MHz	Pass	AV	11.57822G	49.56	54.00	-4.44	3	Vertical	344	1.00
5785MHz	Pass	PK	11.5793G	63.83	74.00	-10.17	3	Vertical	344	1.00
5785MHz	Pass	PK	17.35566G	66.81	68.20	-1.39	3	Vertical	358	1.38
5785MHz	Pass	AV	11.57738G	47.67	54.00	-6.33	3	Horizontal	342	1.63
5785MHz	Pass	PK	11.56766G	61.45	74.00	-12.55	3	Horizontal	342	1.63
5785MHz	Pass	PK	17.34498G	64.17	68.20	-4.03	3	Horizontal	334	1.50
5825MHz	Pass	AV	5.8238G	115.14	Inf	-Inf	3	Vertical	214	1.81
5825MHz	Pass	PK	5.6318G	63.37	68.20	-4.83	3	Vertical	214	1.81
5825MHz	Pass	PK	5.8238G	126.04	Inf	-Inf	3	Vertical	214	1.81
5825MHz	Pass	PK	6.0518G	55.99	68.20	-12.21	3	Vertical	214	1.81
5825MHz	Pass	AV	11.64508G	48.67	54.00	-5.33	3	Vertical	292	1.52



RSE TX above 1GHz_Non-Beamforming_Radio 2

Appendix E.2

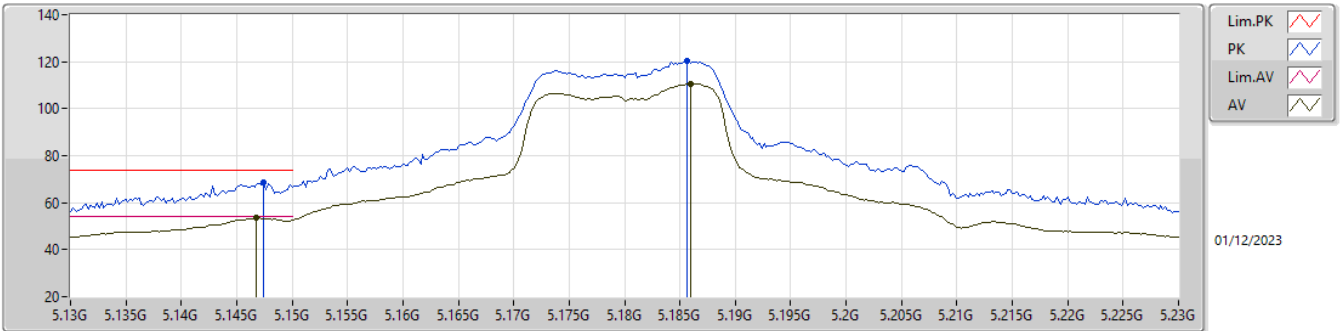
Mode	Result	Type	Freq (Hz)	Level (dBuV/m)	Limit (dBuV/m)	Margin (dB)	Dist (m)	Condition	Azimuth (°)	Height (m)
5825MHz	Pass	PK	11.64382G	62.23	74.00	-11.77	3	Vertical	292	1.52
5825MHz	Pass	PK	17.472G	63.76	68.20	-4.44	3	Vertical	290	2.14
5825MHz	Pass	AV	11.64484G	47.51	54.00	-6.49	3	Horizontal	351	1.10
5825MHz	Pass	PK	11.64466G	61.06	74.00	-12.94	3	Horizontal	351	1.10
5825MHz	Pass	PK	17.47824G	65.82	68.20	-2.38	3	Horizontal	291	2.29
802.11ax HEW40_Nss1,(MCS0)_4TX	-	-	-	-	-	-	-	-	-	-
5190MHz	Pass	AV	5.1448G	53.64	54.00	-0.36	3	Vertical	222	1.87
5190MHz	Pass	AV	5.1816G	106.50	Inf	-Inf	3	Vertical	222	1.87
5190MHz	Pass	PK	5.1448G	70.59	74.00	-3.41	3	Vertical	222	1.87
5190MHz	Pass	PK	5.1828G	118.13	Inf	-Inf	3	Vertical	222	1.87
5190MHz	Pass	AV	15.5412G	43.85	54.00	-10.15	3	Vertical	218	1.75
5190MHz	Pass	PK	10.38G	50.93	68.20	-17.27	3	Vertical	7	2.61
5190MHz	Pass	PK	15.54816G	56.67	74.00	-17.33	3	Vertical	218	1.75
5190MHz	Pass	AV	15.54072G	43.76	54.00	-10.24	3	Horizontal	261	1.29
5190MHz	Pass	PK	10.37712G	51.17	68.20	-17.03	3	Horizontal	4	1.66
5190MHz	Pass	PK	15.5544G	57.18	74.00	-16.82	3	Horizontal	261	1.29
5230MHz	Pass	AV	5.1496G	53.59	54.00	-0.41	3	Vertical	159	1.75
5230MHz	Pass	AV	5.2236G	110.31	Inf	-Inf	3	Vertical	159	1.75
5230MHz	Pass	PK	5.138G	68.96	74.00	-5.04	3	Vertical	159	1.75
5230MHz	Pass	PK	5.2224G	122.38	Inf	-Inf	3	Vertical	159	1.75
5230MHz	Pass	AV	15.70332G	42.81	54.00	-11.19	3	Vertical	36	1.01
5230MHz	Pass	PK	10.4582G	51.35	68.20	-16.85	3	Vertical	5	1.77
5230MHz	Pass	PK	15.69192G	56.21	74.00	-17.79	3	Vertical	36	1.01
5230MHz	Pass	AV	15.69288G	43.24	54.00	-10.76	3	Horizontal	322	1.20
5230MHz	Pass	PK	10.457G	54.81	68.20	-13.39	3	Horizontal	2	1.50
5230MHz	Pass	PK	15.6912G	56.53	74.00	-17.47	3	Horizontal	322	1.20
5755MHz	Pass	AV	5.455G	44.39	54.00	-9.61	3	Vertical	206	2.18
5755MHz	Pass	AV	5.7442G	108.22	Inf	-Inf	3	Vertical	206	2.18
5755MHz	Pass	PK	5.6362G	62.24	68.20	-5.96	3	Vertical	206	2.18
5755MHz	Pass	PK	5.743G	120.73	Inf	-Inf	3	Vertical	206	2.18
5755MHz	Pass	PK	5.9782G	55.86	68.20	-12.34	3	Vertical	206	2.18
5755MHz	Pass	AV	11.51G	46.76	54.00	-7.24	3	Vertical	325	1.45
5755MHz	Pass	PK	11.51444G	54.27	74.00	-19.73	3	Vertical	325	1.45
5755MHz	Pass	PK	17.28156G	58.74	68.20	-9.46	3	Vertical	312	1.50
5755MHz	Pass	AV	11.51G	48.09	54.00	-5.91	3	Horizontal	12	1.50
5755MHz	Pass	PK	11.51012G	55.77	74.00	-18.23	3	Horizontal	12	1.50
5755MHz	Pass	PK	17.27808G	58.37	68.20	-9.83	3	Horizontal	152	1.99
5795MHz	Pass	AV	5.7998G	111.84	Inf	-Inf	3	Vertical	157	1.93
5795MHz	Pass	PK	5.6498G	66.76	68.20	-1.44	3	Vertical	157	1.93
5795MHz	Pass	PK	5.7794G	122.40	Inf	-Inf	3	Vertical	157	1.93
5795MHz	Pass	PK	6.0758G	56.23	68.20	-11.97	3	Vertical	157	1.93
5795MHz	Pass	AV	11.59984G	48.52	54.00	-5.48	3	Vertical	15	1.00
5795MHz	Pass	PK	11.6014G	61.69	74.00	-12.31	3	Vertical	15	1.00
5795MHz	Pass	PK	17.39292G	63.33	68.20	-4.87	3	Vertical	16	2.90
5795MHz	Pass	AV	11.59588G	44.88	54.00	-9.12	3	Horizontal	15	1.50
5795MHz	Pass	PK	11.59516G	57.78	74.00	-16.22	3	Horizontal	15	1.50
5795MHz	Pass	PK	17.3586G	62.01	68.20	-6.19	3	Horizontal	5	1.55
802.11ax HEW80_Nss1,(MCS0)_4TX	-	-	-	-	-	-	-	-	-	-
5210MHz	Pass	AV	5.14G	53.74	54.00	-0.26	3	Vertical	215	1.94
5210MHz	Pass	AV	5.2G	101.33	Inf	-Inf	3	Vertical	215	1.94
5210MHz	Pass	AV	5.359G	44.57	54.00	-9.43	3	Vertical	215	1.94
5210MHz	Pass	PK	5.14G	67.36	74.00	-6.64	3	Vertical	215	1.94
5210MHz	Pass	PK	5.199G	112.83	Inf	-Inf	3	Vertical	215	1.94
5210MHz	Pass	PK	5.373G	56.78	74.00	-17.22	3	Vertical	215	1.94
5210MHz	Pass	AV	15.57072G	43.15	54.00	-10.85	3	Vertical	125	1.50
5210MHz	Pass	PK	10.42G	50.74	68.20	-17.46	3	Vertical	3	2.56
5210MHz	Pass	PK	15.57984G	56.10	74.00	-17.90	3	Vertical	125	1.50
5210MHz	Pass	AV	15.57312G	43.23	54.00	-10.77	3	Horizontal	226	1.57
5210MHz	Pass	PK	10.42G	49.92	68.20	-18.28	3	Horizontal	6	1.39
5210MHz	Pass	PK	15.6744G	55.87	74.00	-18.13	3	Horizontal	226	1.57
5775MHz	Pass	AV	5.7894G	104.95	Inf	-Inf	3	Vertical	208	2.17
5775MHz	Pass	PK	5.6466G	66.93	68.20	-1.27	3	Vertical	208	2.17



Mode	Result	Type	Freq (Hz)	Level (dBuV/m)	Limit (dBuV/m)	Margin (dB)	Dist (m)	Condition	Azimuth (°)	Height (m)
5775MHz	Pass	PK	5.7894G	116.82	Inf	-Inf	3	Vertical	208	2.17
5775MHz	Pass	PK	5.9694G	56.42	68.20	-11.78	3	Vertical	208	2.17
5775MHz	Pass	AV	11.55G	45.87	54.00	-8.13	3	Vertical	356	1.50
5775MHz	Pass	PK	11.54976G	52.80	74.00	-21.20	3	Vertical	356	1.50
5775MHz	Pass	PK	17.30172G	57.88	68.20	-10.32	3	Vertical	291	2.78
5775MHz	Pass	AV	11.55G	46.72	54.00	-7.28	3	Horizontal	311	1.40
5775MHz	Pass	PK	11.55G	53.88	74.00	-20.12	3	Horizontal	311	1.40
5775MHz	Pass	PK	17.2818G	58.00	68.20	-10.20	3	Horizontal	0	1.50

5.15-5.25GHz_802.11a_Nss1,(6Mbps)_4TX

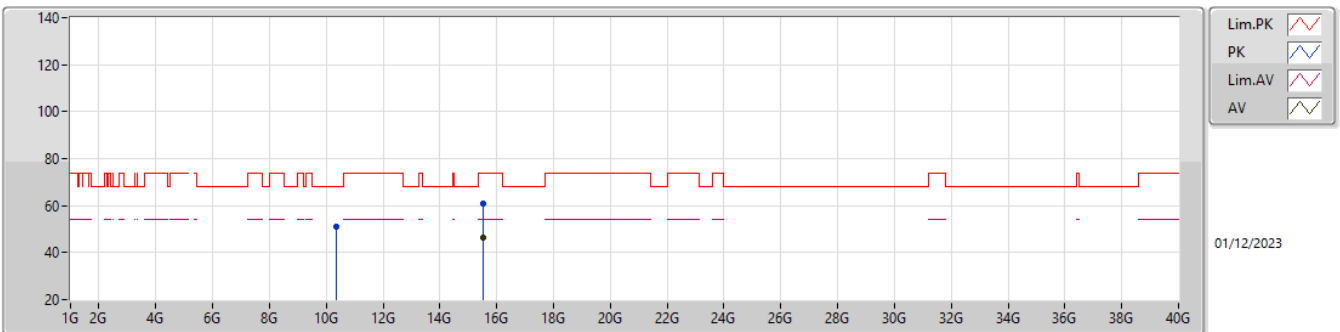
5180MHz_TX



Type	Freq (Hz)	Level (dBuV/m)	Limit (dBuV/m)	Margin (dB)	Factor (dB)	Dist (m)	Condition	Azimuth (°)	Height (m)	Raw (dBuV)	AF (dB)	CL (dB)	PA (dB)
AV	5.1468G	53.66	54.00	-0.34	4.73	3	Vertical	218	1.80	48.93	33.08	6.41	34.76
AV	5.186G	110.48	Inf	-Inf	4.65	3	Vertical	218	1.80	105.83	32.96	6.44	34.75
PK	5.1474G	68.80	74.00	-5.20	4.73	3	Vertical	218	1.80	64.07	33.08	6.41	34.76
PK	5.1856G	120.19	Inf	-Inf	4.65	3	Vertical	218	1.80	115.54	32.96	6.44	34.75

5.15-5.25GHz_802.11a_Nss1,(6Mbps)_4TX

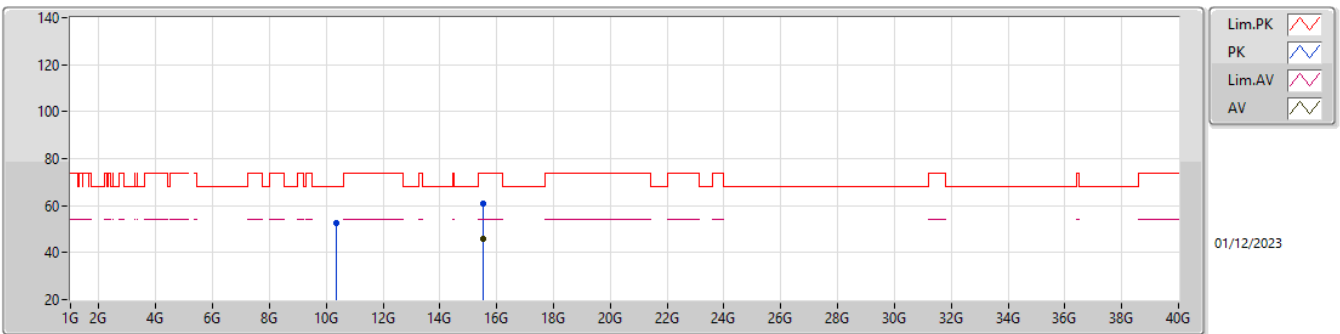
5180MHz_TX



Type	Freq (Hz)	Level (dBuV/m)	Limit (dBuV/m)	Margin (dB)	Factor (dB)	Dist (m)	Condition	Azimuth (°)	Height (m)	Raw (dBuV)	AF (dB)	CL (dB)	PA (dB)
AV	15.537G	46.27	54.00	-7.73	15.95	3	Vertical	46	2.09	30.32	38.13	12.15	34.33
PK	10.35892G	51.24	68.20	-16.96	14.65	3	Vertical	11	2.61	36.59	38.60	11.01	34.96
PK	15.53244G	60.63	74.00	-13.37	15.96	3	Vertical	46	2.09	44.67	38.14	12.15	34.33

5.15-5.25GHz_802.11a_Nss1,(6Mbps)_4TX

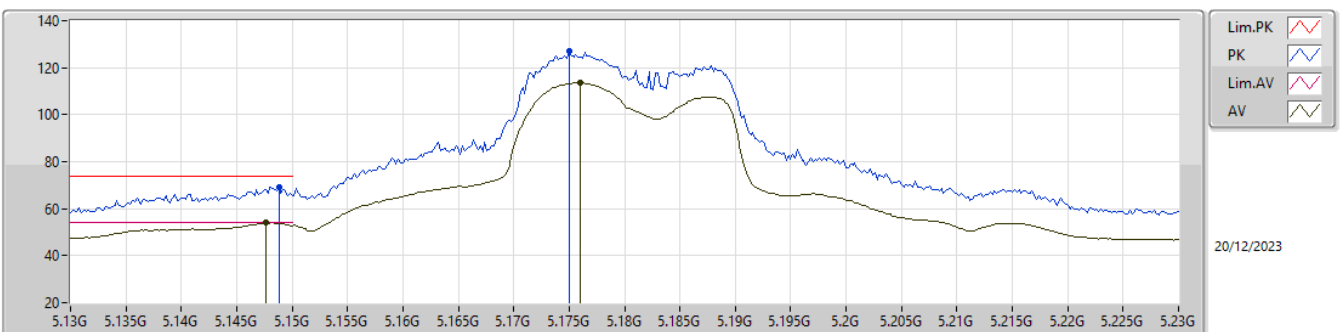
5180MHz_TX



Type	Freq (Hz)	Level (dBuV/m)	Limit (dBuV/m)	Margin (dB)	Factor (dB)	Dist (m)	Condition	Azimuth (°)	Height (m)	Raw (dBuV)	AF (dB)	CL (dB)	PA (dB)
AV	15.53622G	46.08	54.00	-7.92	15.95	3	Horizontal	325	1.49	30.13	38.13	12.15	34.33
PK	10.3564G	52.80	68.20	-15.40	14.65	3	Horizontal	7	1.64	38.15	38.60	11.01	34.96
PK	15.53664G	60.85	74.00	-13.15	15.95	3	Horizontal	325	1.49	44.90	38.13	12.15	34.33

5.15-5.25GHz_802.11ax_HEW20_Nss1,(MCS0)_4TX

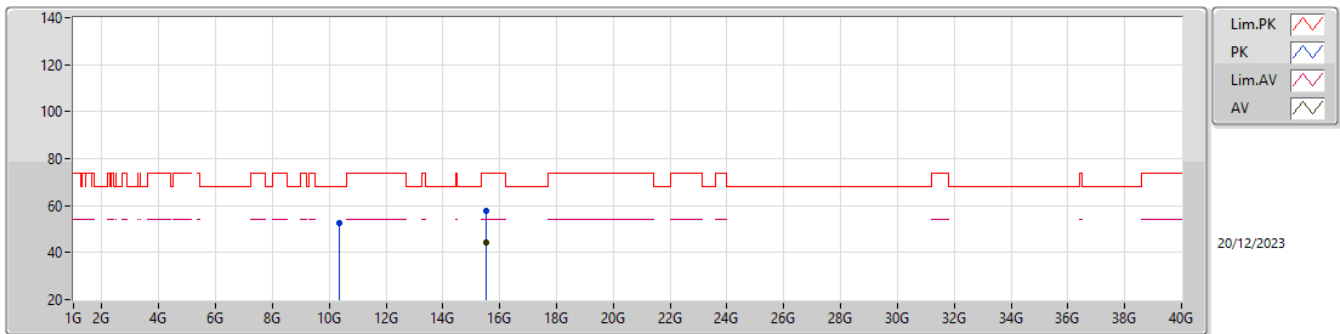
5180MHz_TX



Type	Freq (Hz)	Level (dBuV/m)	Limit (dBuV/m)	Margin (dB)	Factor (dB)	Dist (m)	Condition	Azimuth (°)	Height (m)	Raw (dBuV)	AF (dB)	CL (dB)	PA (dB)
AV	5.1476G	53.92	54.00	-0.08	4.74	3	Vertical	170	1.98	49.18	33.09	6.41	34.76
AV	5.176G	113.53	Inf	-Inf	4.68	3	Vertical	170	1.98	108.85	33.00	6.43	34.75
PK	5.1488G	69.22	74.00	-4.78	4.74	3	Vertical	170	1.98	64.48	33.09	6.41	34.76
PK	5.175G	127.22	Inf	-Inf	4.68	3	Vertical	170	1.98	122.54	33.00	6.43	34.75

5.15-5.25GHz_802.11ax HEW20_Nss1,(MCS0)_4TX

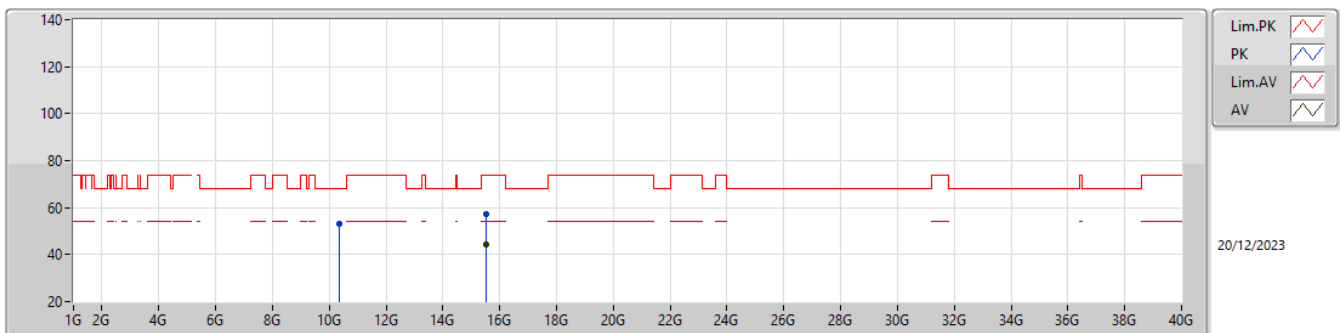
5180MHz_TX



Type	Freq (Hz)	Level (dBuV/m)	Limit (dBuV/m)	Margin (dB)	Factor (dB)	Dist (m)	Condition	Azimuth (°)	Height (m)	Raw (dBuV)	AF (dB)	CL (dB)	PA (dB)
AV	15.5283G	44.15	54.00	-9.85	15.97	3	Vertical	132	2.26	28.18	38.14	12.15	34.32
PK	10.36G	52.37	68.20	-15.83	14.65	3	Vertical	351	1.76	37.72	38.60	11.01	34.96
PK	15.5259G	57.53	74.00	-16.47	15.98	3	Vertical	132	2.26	41.55	38.15	12.15	34.32

5.15-5.25GHz_802.11ax HEW20_Nss1,(MCS0)_4TX

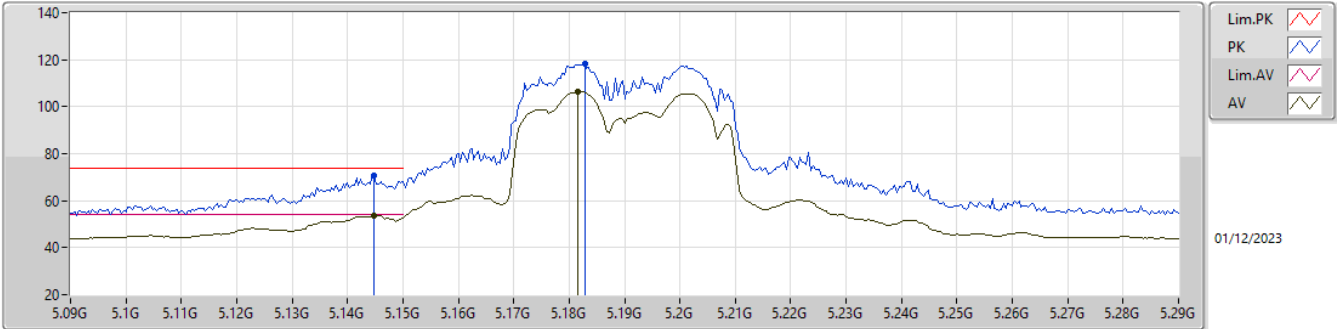
5180MHz_TX



Type	Freq (Hz)	Level (dBuV/m)	Limit (dBuV/m)	Margin (dB)	Factor (dB)	Dist (m)	Condition	Azimuth (°)	Height (m)	Raw (dBuV)	AF (dB)	CL (dB)	PA (dB)
AV	15.52734G	44.13	54.00	-9.87	15.98	3	Horizontal	34	2.29	28.15	38.15	12.15	34.32
PK	10.35772G	53.35	68.20	-14.85	14.65	3	Horizontal	345	1.50	38.70	38.60	11.01	34.96
PK	15.53298G	57.42	74.00	-16.58	15.95	3	Horizontal	34	2.29	41.47	38.13	12.15	34.33

5.15-5.25GHz_802.11ax HEW40_Nss1,(MCS0)_4TX

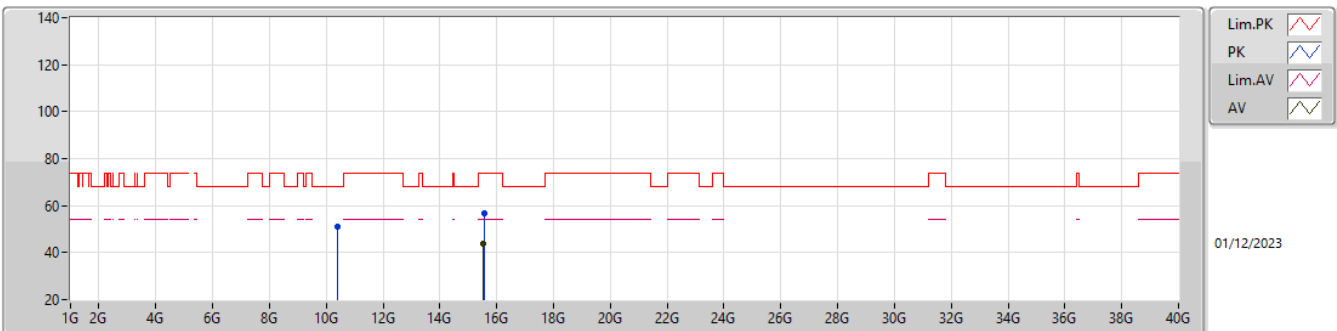
5190MHz_TX



Type	Freq (Hz)	Level (dBuV/m)	Limit (dBuV/m)	Margin (dB)	Factor (dB)	Dist (m)	Condition	Azimuth (°)	Height (m)	Raw (dBuV)	AF (dB)	CL (dB)	PA (dB)
AV	5.1448G	53.64	54.00	-0.36	4.72	3	Vertical	222	1.87	48.92	33.07	6.41	34.76
AV	5.1816G	106.50	Inf	-Inf	4.66	3	Vertical	222	1.87	101.84	32.97	6.44	34.75
PK	5.1448G	70.59	74.00	-3.41	4.72	3	Vertical	222	1.87	65.87	33.07	6.41	34.76
PK	5.1828G	118.13	Inf	-Inf	4.66	3	Vertical	222	1.87	113.47	32.97	6.44	34.75

5.15-5.25GHz_802.11ax HEW40_Nss1,(MCS0)_4TX

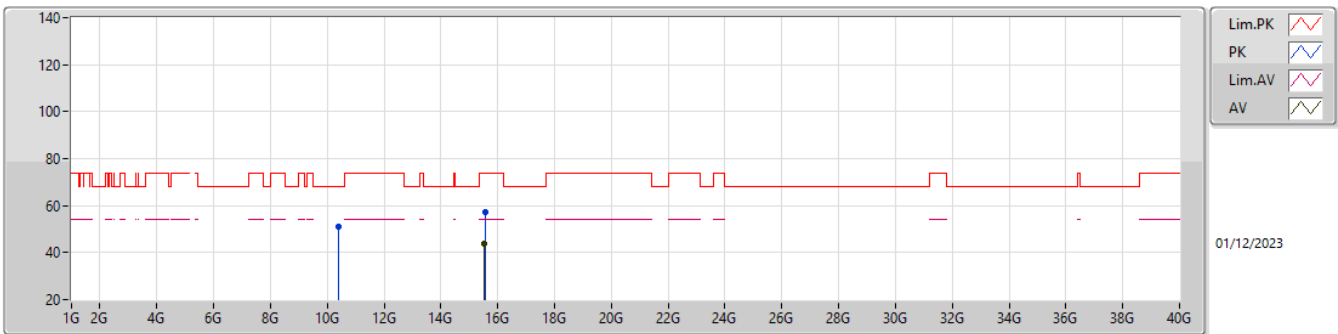
5190MHz_TX



Type	Freq (Hz)	Level (dBuV/m)	Limit (dBuV/m)	Margin (dB)	Factor (dB)	Dist (m)	Condition	Azimuth (°)	Height (m)	Raw (dBuV)	AF (dB)	CL (dB)	PA (dB)
AV	15.5412G	43.85	54.00	-10.15	15.95	3	Vertical	218	1.75	27.90	38.12	12.16	34.33
PK	10.38G	50.93	68.20	-17.27	14.68	3	Vertical	7	2.61	36.25	38.60	11.02	34.94
PK	15.54816G	56.67	74.00	-17.33	15.92	3	Vertical	218	1.75	40.75	38.10	12.16	34.34

5.15-5.25GHz_802.11ax HEW40_Nss1,(MCS0)_4TX

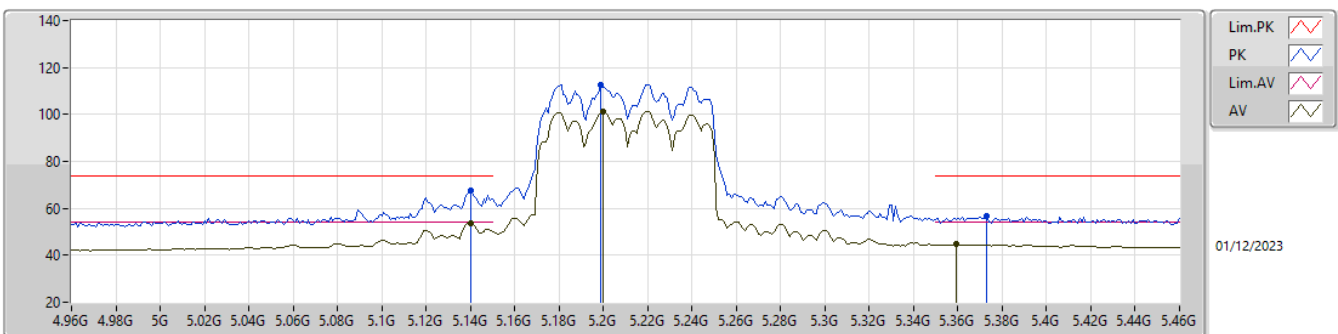
5190MHz_TX



Type	Freq (Hz)	Level (dBuV/m)	Limit (dBuV/m)	Margin (dB)	Factor (dB)	Dist (m)	Condition	Azimuth (°)	Height (m)	Raw (dBuV)	AF (dB)	CL (dB)	PA (dB)
AV	15.54072G	43.76	54.00	-10.24	15.95	3	Horizontal	261	1.29	27.81	38.12	12.16	34.33
PK	10.37712G	51.17	68.20	-17.03	14.67	3	Horizontal	4	1.66	36.50	38.60	11.02	34.95
PK	15.5544G	57.18	74.00	-16.82	15.91	3	Horizontal	261	1.29	41.27	38.09	12.16	34.34

5.15-5.25GHz_802.11ax HEW80_Nss1,(MCS0)_4TX

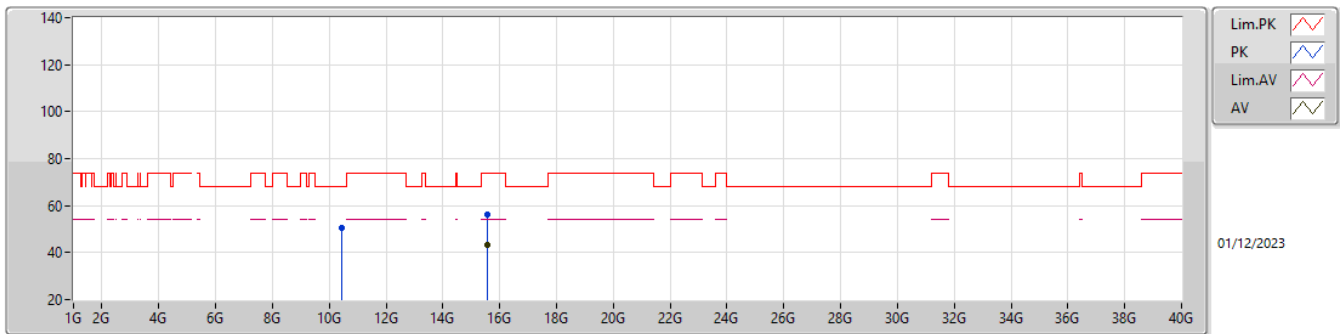
5210MHz_TX



Type	Freq (Hz)	Level (dBuV/m)	Limit (dBuV/m)	Margin (dB)	Factor (dB)	Dist (m)	Condition	Azimuth (°)	Height (m)	Raw (dBuV)	AF (dB)	CL (dB)	PA (dB)
AV	5.14G	53.74	54.00	-0.26	4.69	3	Vertical	215	1.94	49.05	33.04	6.41	34.76
AV	5.2G	101.33	Inf	-Inf	4.60	3	Vertical	215	1.94	96.73	32.90	6.45	34.75
AV	5.359G	44.57	54.00	-9.43	4.51	3	Vertical	215	1.94	40.06	32.68	6.56	34.73
PK	5.14G	67.36	74.00	-6.64	4.69	3	Vertical	215	1.94	62.67	33.04	6.41	34.76
PK	5.199G	112.83	Inf	-Inf	4.60	3	Vertical	215	1.94	108.23	32.90	6.45	34.75
PK	5.373G	56.78	74.00	-17.22	4.49	3	Vertical	215	1.94	52.29	32.65	6.57	34.73

5.15-5.25GHz_802.11ax HEW80_Nss1,(MCS0)_4TX

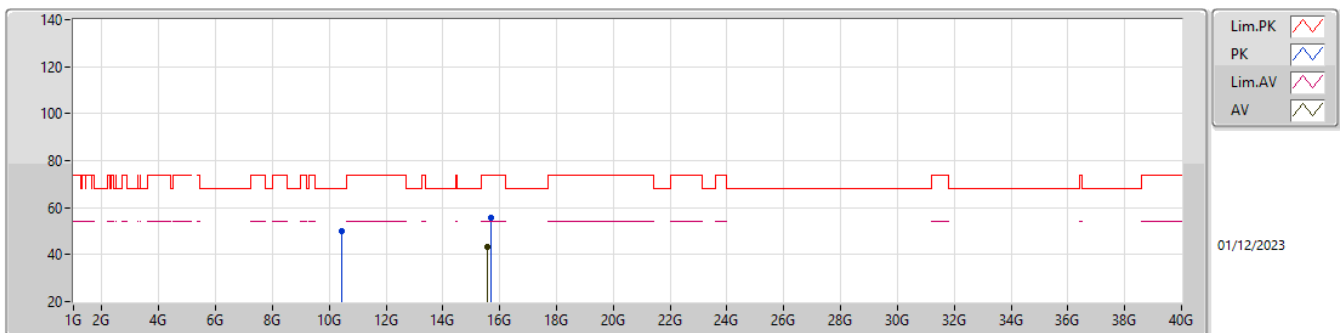
5210MHz_TX



Type	Freq (Hz)	Level (dBuV/m)	Limit (dBuV/m)	Margin (dB)	Factor (dB)	Dist (m)	Condition	Azimuth (°)	Height (m)	Raw (dBuV)	AF (dB)	CL (dB)	PA (dB)
AV	15.57072G	43.15	54.00	-10.85	15.87	3	Vertical	125	1.50	27.28	38.06	12.17	34.36
PK	10.42G	50.74	68.20	-17.46	14.72	3	Vertical	3	2.56	36.02	38.60	11.04	34.92
PK	15.57984G	56.10	74.00	-17.90	15.86	3	Vertical	125	1.50	40.24	38.04	12.18	34.36

5.15-5.25GHz_802.11ax HEW80_Nss1,(MCS0)_4TX

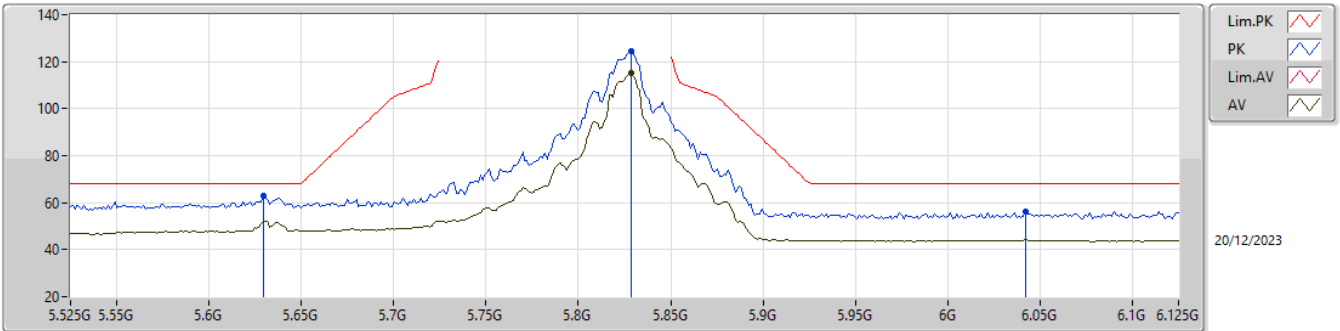
5210MHz_TX



Type	Freq (Hz)	Level (dBuV/m)	Limit (dBuV/m)	Margin (dB)	Factor (dB)	Dist (m)	Condition	Azimuth (°)	Height (m)	Raw (dBuV)	AF (dB)	CL (dB)	PA (dB)
AV	15.57312G	43.23	54.00	-10.77	15.87	3	Horizontal	226	1.57	27.36	38.05	12.18	34.36
PK	10.42G	49.92	68.20	-18.28	14.72	3	Horizontal	6	1.39	35.20	38.60	11.04	34.92
PK	15.6744G	55.87	74.00	-18.13	15.80	3	Horizontal	226	1.57	40.07	38.00	12.24	34.44

5.725-5.85GHz_802.11a_Nss1,(6Mbps)_4TX

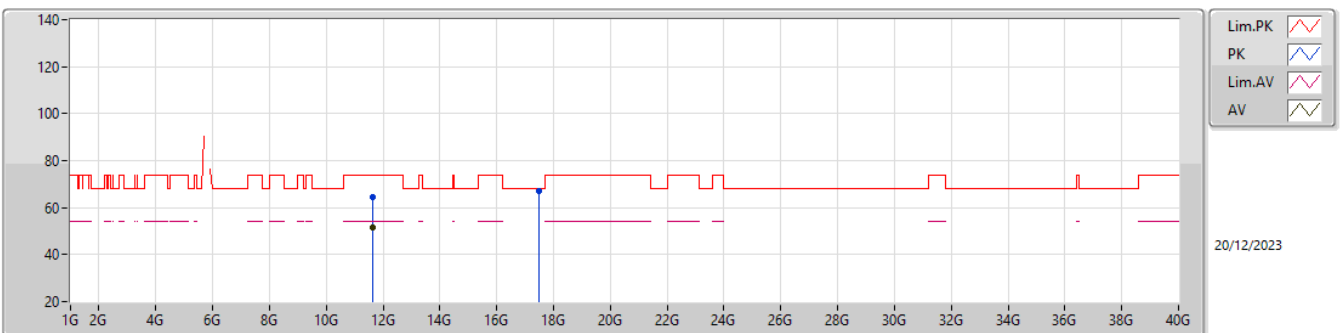
5825MHz_TX



Type	Freq (Hz)	Level (dBuV/m)	Limit (dBuV/m)	Margin (dB)	Factor (dB)	Dist (m)	Condition	Azimuth (°)	Height (m)	Raw (dBuV)	AF (dB)	CL (dB)	PA (dB)
AV	5.8286G	115.06	Inf	-Inf	6.03	3	Vertical	203	1.87	109.03	33.90	6.92	34.79
PK	5.6294G	62.92	68.20	-5.28	4.96	3	Vertical	203	1.87	57.96	32.92	6.79	34.75
PK	5.8286G	124.41	Inf	-Inf	6.03	3	Vertical	203	1.87	118.38	33.90	6.92	34.79
PK	6.0422G	56.32	68.20	-11.88	6.18	3	Vertical	203	1.87	50.14	33.90	7.09	34.81

5.725-5.85GHz_802.11a_Nss1,(6Mbps)_4TX

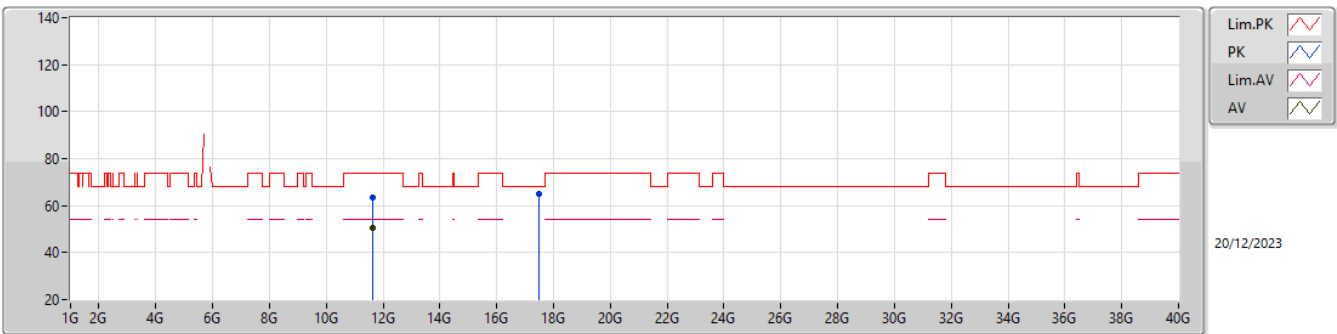
5825MHz_TX



Type	Freq (Hz)	Level (dBuV/m)	Limit (dBuV/m)	Margin (dB)	Factor (dB)	Dist (m)	Condition	Azimuth (°)	Height (m)	Raw (dBuV)	AF (dB)	CL (dB)	PA (dB)
AV	11.64586G	51.57	54.00	-2.43	15.29	3	Vertical	1	1.01	36.28	38.31	11.49	34.51
PK	11.64454G	64.46	74.00	-9.54	15.29	3	Vertical	1	1.01	49.17	38.31	11.49	34.51
PK	17.47224G	67.03	68.20	-1.17	18.02	3	Vertical	311	2.17	49.01	38.30	13.11	33.39

5.725-5.85GHz_802.11a_Nss1,(6Mbps)_4TX

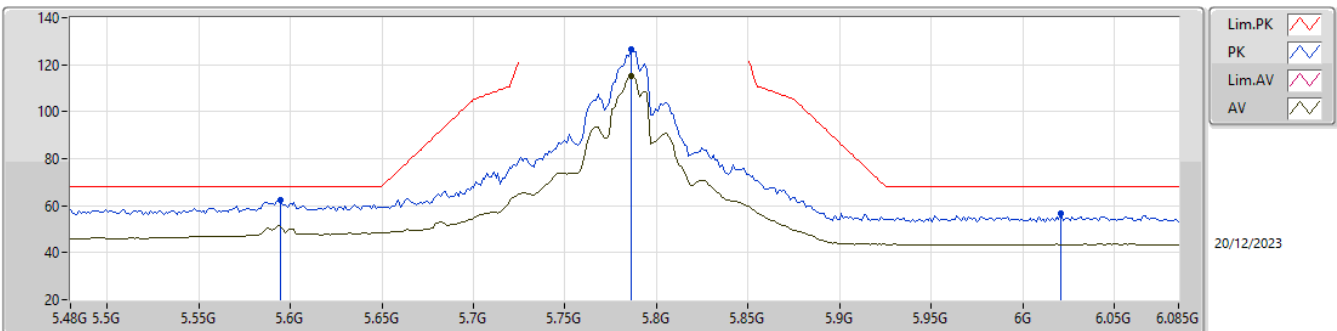
5825MHz_TX



Type	Freq (Hz)	Level (dBuV/m)	Limit (dBuV/m)	Margin (dB)	Factor (dB)	Dist (m)	Condition	Azimuth (°)	Height (m)	Raw (dBuV)	AF (dB)	CL (dB)	PA (dB)
AV	11.64694G	50.52	54.00	-3.48	15.29	3	Horizontal	328	1.55	35.23	38.31	11.49	34.51
PK	11.64676G	63.19	74.00	-10.81	15.29	3	Horizontal	328	1.55	47.90	38.31	11.49	34.51
PK	17.47416G	64.93	68.20	-3.27	18.02	3	Horizontal	352	1.47	46.91	38.30	13.11	33.39

5.725-5.85GHz_802.11ax_HEW20_Nss1,(MCS0)_4TX

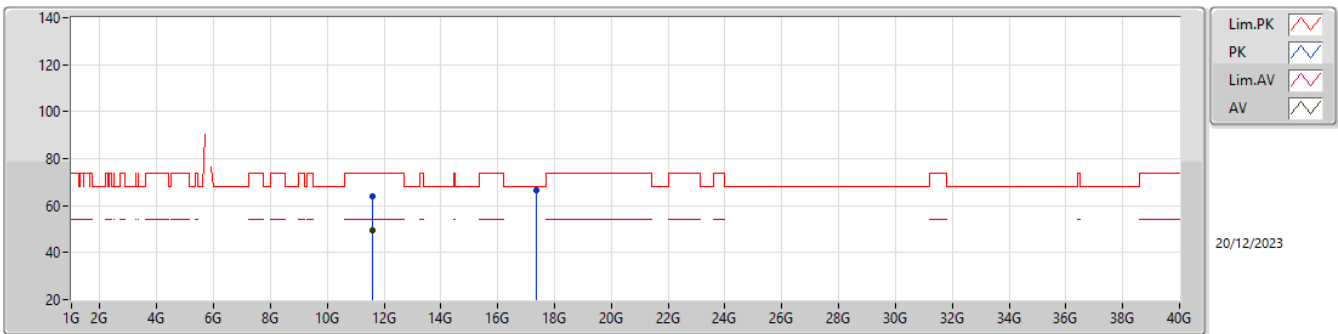
5785MHz_TX



Type	Freq (Hz)	Level (dBuV/m)	Limit (dBuV/m)	Margin (dB)	Factor (dB)	Dist (m)	Condition	Azimuth (°)	Height (m)	Raw (dBuV)	AF (dB)	CL (dB)	PA (dB)
AV	5.78613G	115.13	Inf	-Inf	5.93	3	Vertical	185	1.90	109.20	33.82	6.89	34.78
PK	5.59495G	62.55	68.20	-5.65	4.82	3	Vertical	185	1.90	57.73	32.79	6.77	34.74
PK	5.78613G	126.37	Inf	-Inf	5.93	3	Vertical	185	1.90	120.44	33.82	6.89	34.78
PK	6.02087G	56.55	68.20	-11.65	6.16	3	Vertical	185	1.90	50.39	33.90	7.08	34.82

5.725-5.85GHz_802.11ax HEW20_Nss1,(MCS0)_4TX

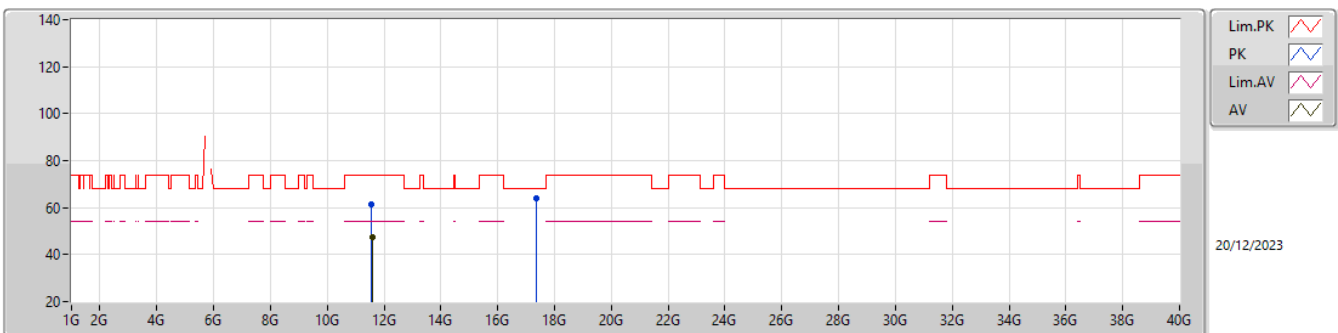
5785MHz_TX



Type	Freq (Hz)	Level (dBuV/m)	Limit (dBuV/m)	Margin (dB)	Factor (dB)	Dist (m)	Condition	Azimuth (°)	Height (m)	Raw (dBuV)	AF (dB)	CL (dB)	PA (dB)
AV	11.57822G	49.56	54.00	-4.44	15.51	3	Vertical	344	1.00	34.05	38.53	11.46	34.48
PK	11.5793G	63.83	74.00	-10.17	15.50	3	Vertical	344	1.00	48.33	38.52	11.46	34.48
PK	17.35566G	66.81	68.20	-1.39	17.84	3	Vertical	358	1.38	48.97	38.12	13.06	33.34

5.725-5.85GHz_802.11ax HEW20_Nss1,(MCS0)_4TX

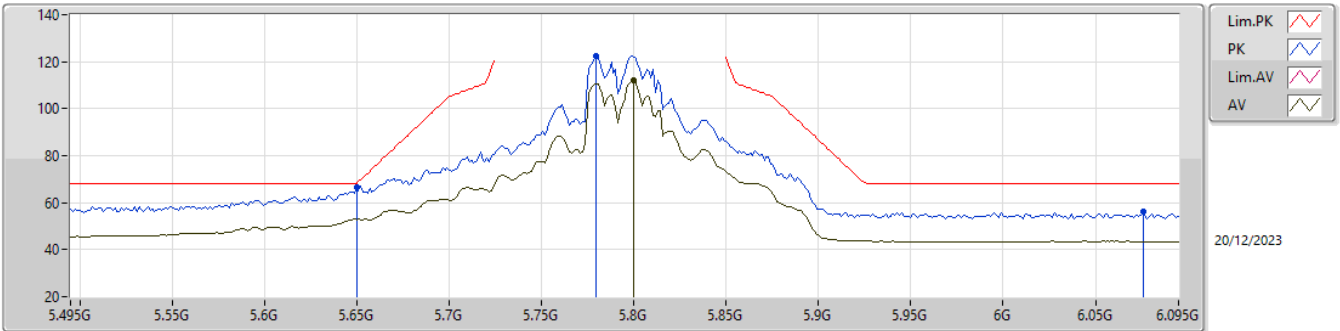
5785MHz_TX



Type	Freq (Hz)	Level (dBuV/m)	Limit (dBuV/m)	Margin (dB)	Factor (dB)	Dist (m)	Condition	Azimuth (°)	Height (m)	Raw (dBuV)	AF (dB)	CL (dB)	PA (dB)
AV	11.57738G	47.67	54.00	-6.33	15.52	3	Horizontal	342	1.63	32.15	38.54	11.46	34.48
PK	11.56766G	61.45	74.00	-12.55	15.57	3	Horizontal	342	1.63	45.88	38.59	11.46	34.48
PK	17.34498G	64.17	68.20	-4.03	17.82	3	Horizontal	334	1.50	46.35	38.10	13.05	33.33

5.725-5.85GHz_802.11ax HEW40_Nss1,(MCS0)_4TX

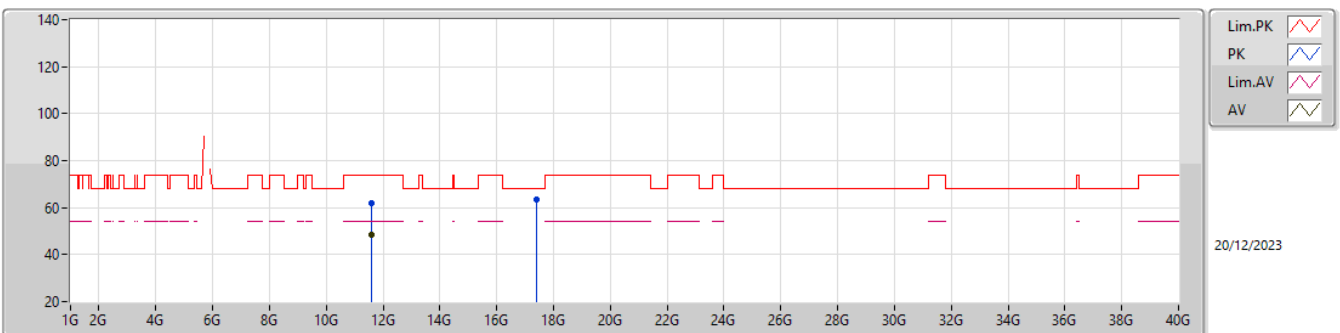
5795MHz_TX



Type	Freq (Hz)	Level (dBuV/m)	Limit (dBuV/m)	Margin (dB)	Factor (dB)	Dist (m)	Condition	Azimuth (°)	Height (m)	Raw (dBuV)	AF (dB)	CL (dB)	PA (dB)
AV	5.7998G	111.84	Inf	-Inf	6.02	3	Vertical	157	1.93	105.82	33.90	6.90	34.78
PK	5.6498G	66.76	68.20	-1.44	5.05	3	Vertical	157	1.93	61.71	33.00	6.80	34.75
PK	5.7794G	122.40	Inf	-Inf	5.89	3	Vertical	157	1.93	116.51	33.78	6.89	34.78
PK	6.0758G	56.23	68.20	-11.97	6.15	3	Vertical	157	1.93	50.08	33.85	7.11	34.81

5.725-5.85GHz_802.11ax HEW40_Nss1,(MCS0)_4TX

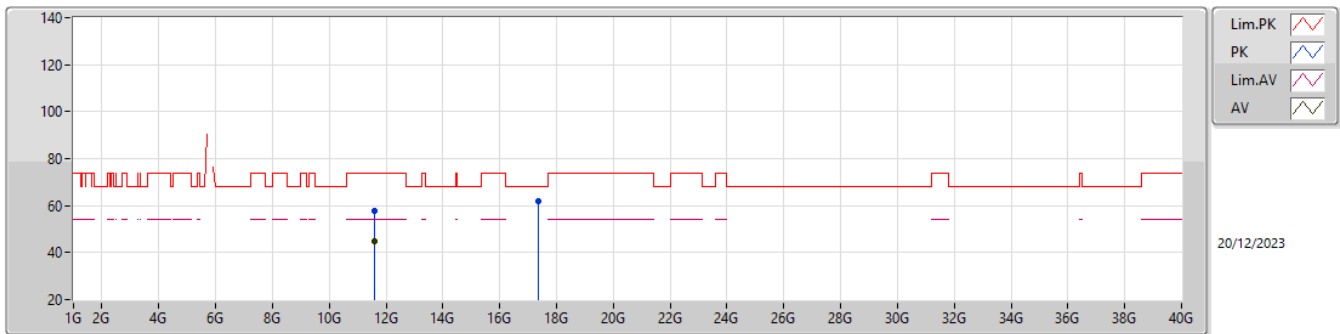
5795MHz_TX



Type	Freq (Hz)	Level (dBuV/m)	Limit (dBuV/m)	Margin (dB)	Factor (dB)	Dist (m)	Condition	Azimuth (°)	Height (m)	Raw (dBuV)	AF (dB)	CL (dB)	PA (dB)
AV	11.59984G	48.52	54.00	-5.48	15.38	3	Vertical	15	1.00	33.14	38.40	11.47	34.49
PK	11.6014G	61.69	74.00	-12.31	15.38	3	Vertical	15	1.00	46.31	38.40	11.47	34.49
PK	17.39292G	63.33	68.20	-4.87	17.99	3	Vertical	16	2.90	45.34	38.27	13.07	33.35

5.725-5.85GHz_802.11ax HEW40_Nss1,(MCS0)_4TX

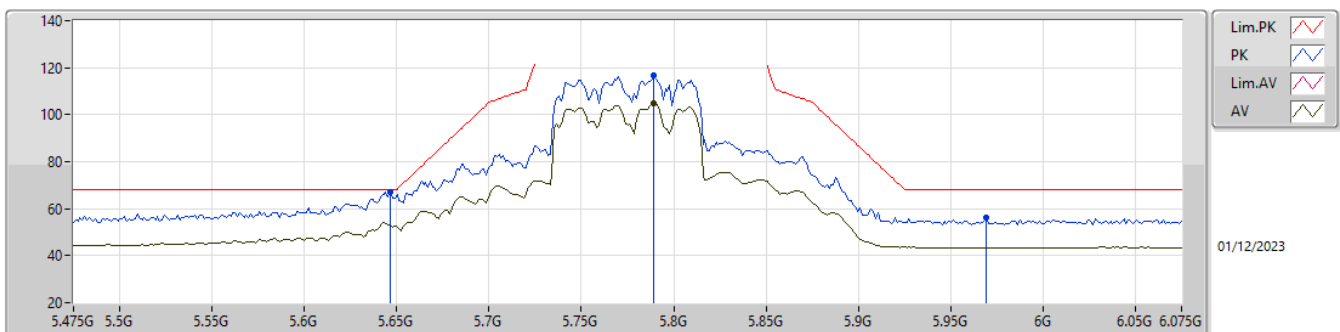
5795MHz_TX



Type	Freq (Hz)	Level (dBuV/m)	Limit (dBuV/m)	Margin (dB)	Factor (dB)	Dist (m)	Condition	Azimuth (°)	Height (m)	Raw (dBuV)	AF (dB)	CL (dB)	PA (dB)
AV	11.59588G	44.88	54.00	-9.12	15.40	3	Horizontal	15	1.50	29.48	38.42	11.47	34.49
PK	11.59516G	57.78	74.00	-16.22	15.41	3	Horizontal	15	1.50	42.37	38.43	11.47	34.49
PK	17.3586G	62.01	68.20	-6.19	17.85	3	Horizontal	5	1.55	44.16	38.13	13.06	33.34

5.725-5.85GHz_802.11ax HEW80_Nss1,(MCS0)_4TX

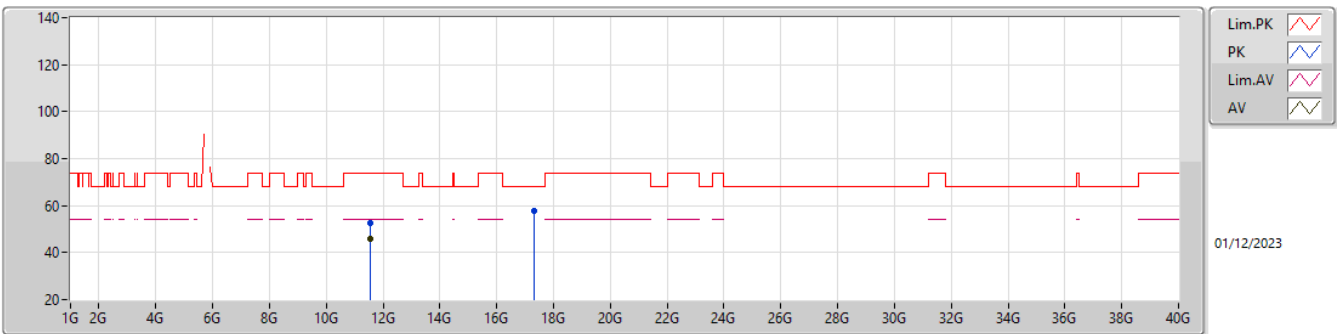
5775MHz_TX



Type	Freq (Hz)	Level (dBuV/m)	Limit (dBuV/m)	Margin (dB)	Factor (dB)	Dist (m)	Condition	Azimuth (°)	Height (m)	Raw (dBuV)	AF (dB)	CL (dB)	PA (dB)
AV	5.7894G	104.95	Inf	-Inf	5.95	3	Vertical	208	2.17	99.00	33.84	6.89	34.78
PK	5.6466G	66.93	68.20	-1.27	5.04	3	Vertical	208	2.17	61.89	32.99	6.80	34.75
PK	5.7894G	116.82	Inf	-Inf	5.95	3	Vertical	208	2.17	110.87	33.84	6.89	34.78
PK	5.9694G	56.42	68.20	-11.78	6.19	3	Vertical	208	2.17	50.23	33.96	7.04	34.81

5.725-5.85GHz_802.11ax HEW80_Nss1,(MCS0)_4TX

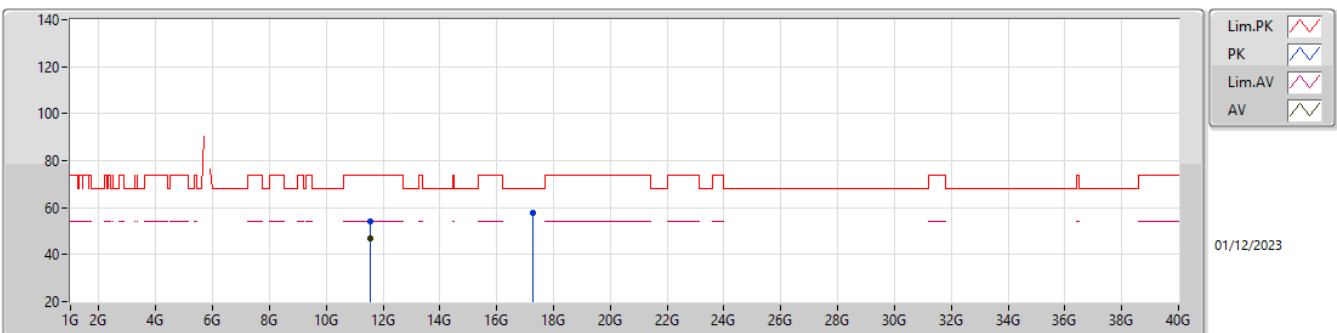
5775MHz_TX



Type	Freq (Hz)	Level (dBuV/m)	Limit (dBuV/m)	Margin (dB)	Factor (dB)	Dist (m)	Condition	Azimuth (°)	Height (m)	Raw (dBuV)	AF (dB)	CL (dB)	PA (dB)
AV	11.55G	45.87	54.00	-8.13	15.68	3	Vertical	356	1.50	30.19	38.70	11.45	34.47
PK	11.54976G	52.80	74.00	-21.20	15.68	3	Vertical	356	1.50	37.12	38.70	11.45	34.47
PK	17.30172G	57.88	68.20	-10.32	17.82	3	Vertical	291	2.78	40.06	38.10	13.03	33.31

5.725-5.85GHz_802.11ax HEW80_Nss1,(MCS0)_4TX

5775MHz_TX



Type	Freq (Hz)	Level (dBuV/m)	Limit (dBuV/m)	Margin (dB)	Factor (dB)	Dist (m)	Condition	Azimuth (°)	Height (m)	Raw (dBuV)	AF (dB)	CL (dB)	PA (dB)
AV	11.55G	46.72	54.00	-7.28	15.68	3	Horizontal	311	1.40	31.04	38.70	11.45	34.47
PK	11.55G	53.88	74.00	-20.12	15.68	3	Horizontal	311	1.40	38.20	38.70	11.45	34.47
PK	17.2818G	58.00	68.20	-10.20	17.82	3	Horizontal	0	1.50	40.18	38.10	13.02	33.30



Summary

Mode	Result	Type	Freq (Hz)	Level (dBuV/m)	Limit (dBuV/m)	Margin (dB)	Dist (m)	Condition	Azimuth (°)	Height (m)
5.25-5.35GHz	-	-	-	-	-	-	-	-	-	-
802.11a_Nss1,(6Mbps)_4TX	Pass	PK	301.6M	42.36	46.00	-3.64	3	Horizontal	360	1.00

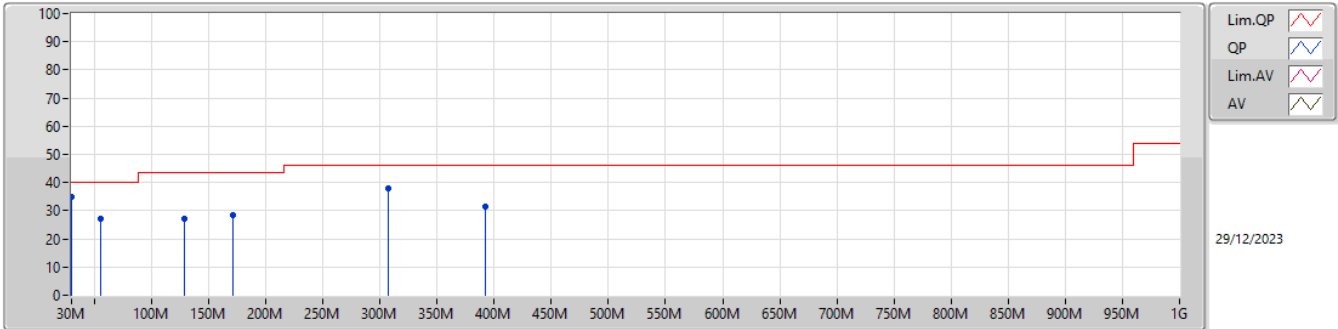


Result

Mode	Result	Type	Freq (Hz)	Level (dBuV/m)	Limit (dBuV/m)	Margin (dB)	Dist (m)	Condition	Azimuth (°)	Height (m)
802.11a_Nss1,(6Mbps)_4TX	-	-	-	-	-	-	-	-	-	-
5300MHz	Pass	PK	30M	34.96	40.00	-5.04	3	Vertical	0	1.00
5300MHz	Pass	PK	55.22M	27.25	40.00	-12.75	3	Vertical	0	1.00
5300MHz	Pass	PK	128.94M	27.20	43.50	-16.30	3	Vertical	0	1.00
5300MHz	Pass	PK	171.62M	28.40	43.50	-15.10	3	Vertical	0	1.00
5300MHz	Pass	PK	307.42M	37.80	46.00	-8.20	3	Vertical	0	1.00
5300MHz	Pass	PK	392.78M	31.39	46.00	-14.61	3	Vertical	0	1.00
5300MHz	Pass	PK	30M	33.25	40.00	-6.75	3	Horizontal	360	1.00
5300MHz	Pass	PK	41.64M	32.45	40.00	-7.55	3	Horizontal	360	1.00
5300MHz	Pass	PK	64.92M	26.29	40.00	-13.71	3	Horizontal	360	1.00
5300MHz	Pass	PK	84.32M	27.57	40.00	-12.43	3	Horizontal	360	1.00
5300MHz	Pass	PK	171.62M	34.70	43.50	-8.80	3	Horizontal	360	1.00
5300MHz	Pass	PK	301.6M	42.36	46.00	-3.64	3	Horizontal	360	1.00

5.25-5.35GHz_802.11a_Nss1,(6Mbps)_4TX

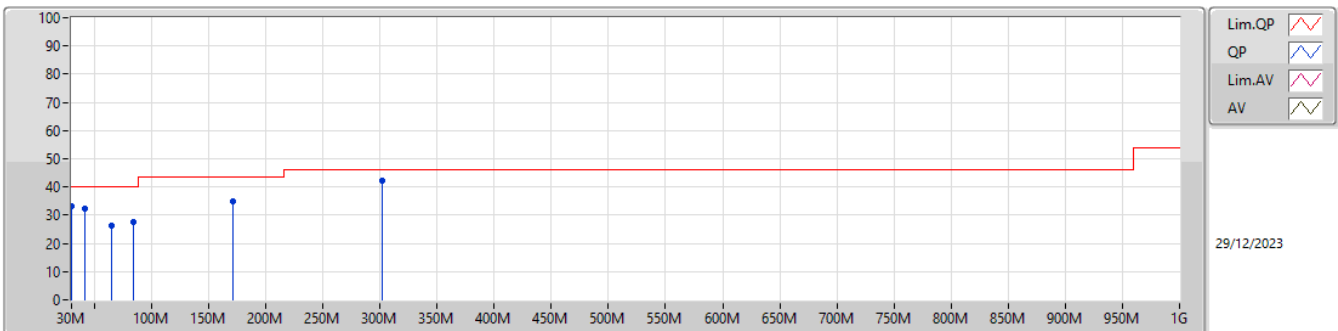
5300MHz_PoE



Type	Freq (Hz)	Level (dBuV/m)	Limit (dBuV/m)	Margin (dB)	Factor (dB)	Dist (m)	Condition	Azimuth (°)	Height (m)	Raw (dBuV)	AF (dB)	CL (dB)	PA (dB)
PK	30M	34.96	40.00	-5.04	-3.19	3	Vertical	0	1.00	38.15	22.98	1.23	27.40
PK	55.22M	27.25	40.00	-12.75	-13.50	3	Vertical	0	1.00	40.75	12.05	1.62	27.17
PK	128.94M	27.20	43.50	-16.30	-8.21	3	Vertical	0	1.00	35.41	17.27	2.31	27.79
PK	171.62M	28.40	43.50	-15.10	-10.17	3	Vertical	0	1.00	38.57	14.81	2.63	27.61
PK	307.42M	37.80	46.00	-8.20	-5.13	3	Vertical	0	1.00	42.93	18.51	3.69	27.33
PK	392.78M	31.39	46.00	-14.61	-3.12	3	Vertical	0	1.00	34.51	20.57	4.18	27.87

5.25-5.35GHz_802.11a_Nss1,(6Mbps)_4TX

5300MHz_PoE



Type	Freq (Hz)	Level (dBuV/m)	Limit (dBuV/m)	Margin (dB)	Factor (dB)	Dist (m)	Condition	Azimuth (°)	Height (m)	Raw (dBuV)	AF (dB)	CL (dB)	PA (dB)
PK	30M	33.25	40.00	-6.75	-3.19	3	Horizontal	360	1.00	36.44	22.98	1.23	27.40
PK	41.64M	32.45	40.00	-7.55	-7.91	3	Horizontal	360	1.00	40.36	17.36	1.41	26.68
PK	64.92M	26.29	40.00	-13.71	-14.43	3	Horizontal	360	1.00	40.72	11.36	1.74	27.53
PK	84.32M	27.57	40.00	-12.43	-13.17	3	Horizontal	360	1.00	40.74	12.82	1.81	27.80
PK	171.62M	34.70	43.50	-8.80	-10.17	3	Horizontal	360	1.00	44.87	14.81	2.63	27.61
PK	301.6M	42.36	46.00	-3.64	-5.32	3	Horizontal	360	1.00	47.68	18.30	3.67	27.29



Summary

Mode	Result	Type	Freq (Hz)	Level (dBuV/m)	Limit (dBuV/m)	Margin (dB)	Dist (m)	Condition	Azimuth (°)	Height (m)
5.15-5.25GHz	-	-	-	-	-	-	-	-	-	-
802.11a_Nss1,(6Mbps)_4TX	Pass	AV	5.1496G	53.62	54.00	-0.38	3	Vertical	11	1.95
802.11ax HEW20_Nss1,(MCS0)_4TX	Pass	AV	5.1488G	53.41	54.00	-0.59	3	Vertical	19	1.99
802.11ax HEW40_Nss1,(MCS0)_4TX	Pass	AV	5.1464G	53.85	54.00	-0.15	3	Vertical	176	1.92
802.11ax HEW80_Nss1,(MCS0)_4TX	Pass	AV	5.146G	53.17	54.00	-0.83	3	Vertical	172	1.95



Result

Mode	Result	Type	Freq (Hz)	Level (dBuV/m)	Limit (dBuV/m)	Margin (dB)	Dist (m)	Condition	Azimuth (°)	Height (m)
802.11a_Nss1,(6Mbps)_4TX	-	-	-	-	-	-	-	-	-	-
5180MHz	Pass	AV	5.1486G	53.57	54.00	-0.43	3	Vertical	183	1.89
5180MHz	Pass	AV	5.1872G	112.93	Inf	-Inf	3	Vertical	183	1.89
5180MHz	Pass	PK	5.1476G	67.97	74.00	-6.03	3	Vertical	183	1.89
5180MHz	Pass	PK	5.1866G	121.59	Inf	-Inf	3	Vertical	183	1.89
5180MHz	Pass	AV	15.48864G	38.03	54.00	-15.97	3	Vertical	183	2.08
5180MHz	Pass	PK	10.36168G	52.83	68.20	-15.37	3	Vertical	61	1.81
5180MHz	Pass	PK	15.55872G	50.04	74.00	-23.96	3	Vertical	183	2.08
5180MHz	Pass	AV	15.48864G	38.04	54.00	-15.96	3	Horizontal	301	2.92
5180MHz	Pass	PK	10.34368G	51.08	68.20	-17.12	3	Horizontal	42	1.62
5180MHz	Pass	PK	15.52512G	49.49	74.00	-24.51	3	Horizontal	301	2.92
5200MHz	Pass	AV	5.1496G	53.62	54.00	-0.38	3	Vertical	11	1.95
5200MHz	Pass	AV	5.1948G	116.83	Inf	-Inf	3	Vertical	11	1.95
5200MHz	Pass	PK	5.1476G	68.36	74.00	-5.64	3	Vertical	11	1.95
5200MHz	Pass	PK	5.1944G	126.75	Inf	-Inf	3	Vertical	11	1.95
5200MHz	Pass	AV	15.60156G	46.11	54.00	-7.89	3	Vertical	18	2.46
5200MHz	Pass	PK	10.39964G	58.26	68.20	-9.94	3	Vertical	341	1.61
5200MHz	Pass	PK	15.60246G	59.35	74.00	-14.65	3	Vertical	18	2.46
5200MHz	Pass	AV	15.60264G	47.02	54.00	-6.98	3	Horizontal	6	2.01
5200MHz	Pass	PK	10.40312G	54.99	68.20	-13.21	3	Horizontal	44	1.51
5200MHz	Pass	PK	15.60252G	59.80	74.00	-14.20	3	Horizontal	6	2.01
5240MHz	Pass	AV	5.1494G	49.95	54.00	-4.05	3	Vertical	182	2.14
5240MHz	Pass	AV	5.2346G	118.81	Inf	-Inf	3	Vertical	182	2.14
5240MHz	Pass	AV	5.3528G	47.15	54.00	-6.85	3	Vertical	182	2.14
5240MHz	Pass	PK	5.12G	64.69	74.00	-9.31	3	Vertical	182	2.14
5240MHz	Pass	PK	5.2358G	127.79	Inf	-Inf	3	Vertical	182	2.14
5240MHz	Pass	PK	5.36G	64.63	74.00	-9.37	3	Vertical	182	2.14
5240MHz	Pass	AV	15.72294G	51.98	54.00	-2.02	3	Vertical	328	1.77
5240MHz	Pass	PK	10.48048G	54.86	68.20	-13.34	3	Vertical	309	1.49
5240MHz	Pass	PK	15.72252G	65.44	74.00	-8.56	3	Vertical	328	1.77
5240MHz	Pass	AV	15.72756G	52.28	54.00	-1.72	3	Horizontal	305	1.57
5240MHz	Pass	PK	10.48186G	52.92	68.20	-15.28	3	Horizontal	37	1.50
5240MHz	Pass	PK	15.72612G	66.34	74.00	-7.66	3	Horizontal	305	1.57
802.11ax HEW20_Nss1,(MCS0)_4TX	-	-	-	-	-	-	-	-	-	-
5180MHz	Pass	AV	5.1488G	53.41	54.00	-0.59	3	Vertical	19	1.99
5180MHz	Pass	AV	5.1884G	108.91	Inf	-Inf	3	Vertical	19	1.99
5180MHz	Pass	PK	5.149G	67.96	74.00	-6.04	3	Vertical	19	1.99
5180MHz	Pass	PK	5.1882G	121.29	Inf	-Inf	3	Vertical	19	1.99
5180MHz	Pass	AV	15.52584G	43.96	54.00	-10.04	3	Vertical	255	1.50
5180MHz	Pass	PK	10.3576G	55.39	68.20	-12.81	3	Vertical	38	1.92
5180MHz	Pass	PK	15.55212G	57.65	74.00	-16.35	3	Vertical	255	1.50
5180MHz	Pass	AV	15.52986G	43.92	54.00	-10.08	3	Horizontal	174	1.50
5180MHz	Pass	PK	10.36516G	52.00	68.20	-16.20	3	Horizontal	350	1.44
5180MHz	Pass	PK	15.5337G	57.30	74.00	-16.70	3	Horizontal	174	1.50
5200MHz	Pass	AV	5.144G	52.79	54.00	-1.21	3	Vertical	184	2.00
5200MHz	Pass	AV	5.2032G	115.79	Inf	-Inf	3	Vertical	184	2.00
5200MHz	Pass	PK	5.1456G	68.55	74.00	-5.45	3	Vertical	184	2.00
5200MHz	Pass	PK	5.2044G	127.65	Inf	-Inf	3	Vertical	184	2.00
5200MHz	Pass	AV	15.60006G	45.34	54.00	-8.66	3	Vertical	306	2.42
5200MHz	Pass	PK	10.4G	57.36	68.20	-10.84	3	Vertical	326	1.54
5200MHz	Pass	PK	15.60276G	59.42	74.00	-14.58	3	Vertical	306	2.42
5200MHz	Pass	AV	15.59742G	44.57	54.00	-9.43	3	Horizontal	330	1.49
5200MHz	Pass	PK	10.40714G	54.55	68.20	-13.65	3	Horizontal	346	1.42
5200MHz	Pass	PK	15.59664G	58.16	74.00	-15.84	3	Horizontal	330	1.49
5240MHz	Pass	AV	5.15G	48.76	54.00	-5.24	3	Vertical	214	1.98
5240MHz	Pass	AV	5.2382G	116.58	Inf	-Inf	3	Vertical	214	1.98
5240MHz	Pass	AV	5.3504G	46.75	54.00	-7.25	3	Vertical	214	1.98
5240MHz	Pass	PK	5.1464G	60.64	74.00	-13.36	3	Vertical	214	1.98
5240MHz	Pass	PK	5.2376G	127.46	Inf	-Inf	3	Vertical	214	1.98
5240MHz	Pass	PK	5.3588G	61.22	74.00	-12.78	3	Vertical	214	1.98
5240MHz	Pass	AV	15.72342G	49.65	54.00	-4.35	3	Vertical	349	1.13



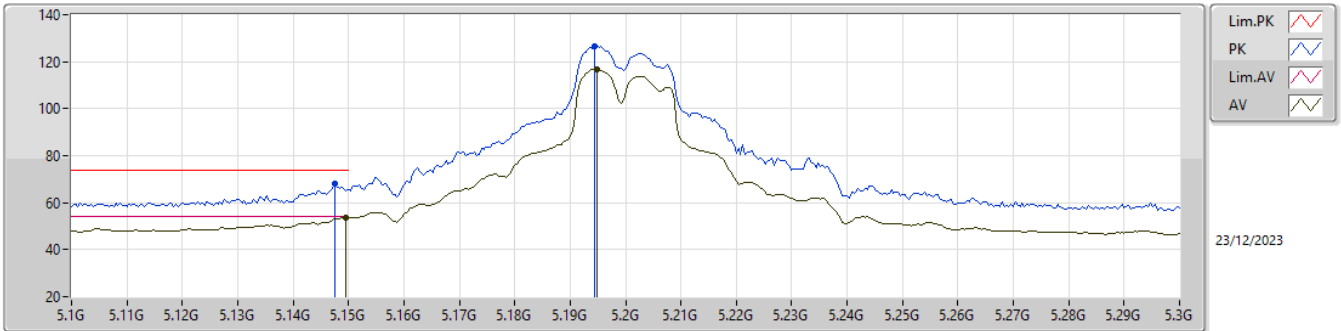
RSE TX above 1GHz_Non-Beamforming_Radio 2(Low Band)

Appendix E.4

Mode	Result	Type	Freq (Hz)	Level (dBuV/m)	Limit (dBuV/m)	Margin (dB)	Dist (m)	Condition	Azimuth (°)	Height (m)
5240MHz	Pass	PK	10.47898G	54.60	68.20	-13.60	3	Vertical	351	2.04
5240MHz	Pass	PK	15.72324G	64.29	74.00	-9.71	3	Vertical	349	1.13
5240MHz	Pass	AV	15.71814G	50.36	54.00	-3.64	3	Horizontal	334	1.56
5240MHz	Pass	PK	10.4797G	51.95	68.20	-16.25	3	Horizontal	53	1.50
5240MHz	Pass	PK	15.71874G	65.30	74.00	-8.70	3	Horizontal	334	1.56
802.11ax HEW40_Nss1,(MCS0)_4TX	-	-	-	-	-	-	-	-	-	-
5190MHz	Pass	AV	5.1464G	53.85	54.00	-0.15	3	Vertical	176	1.92
5190MHz	Pass	AV	5.1852G	107.30	Inf	-Inf	3	Vertical	176	1.92
5190MHz	Pass	PK	5.148G	69.57	74.00	-4.43	3	Vertical	176	1.92
5190MHz	Pass	PK	5.186G	120.21	Inf	-Inf	3	Vertical	176	1.92
5190MHz	Pass	AV	15.55056G	37.54	54.00	-16.46	3	Vertical	151	2.27
5190MHz	Pass	PK	10.37736G	51.03	68.20	-17.17	3	Vertical	9	1.50
5190MHz	Pass	PK	15.5364G	50.41	74.00	-23.59	3	Vertical	151	2.27
5190MHz	Pass	AV	15.55368G	37.66	54.00	-16.34	3	Horizontal	36	2.82
5190MHz	Pass	PK	10.34376G	50.49	68.20	-17.71	3	Horizontal	29	1.50
5190MHz	Pass	PK	15.57888G	49.79	74.00	-24.21	3	Horizontal	36	2.82
5230MHz	Pass	AV	5.1488G	53.48	54.00	-0.52	3	Vertical	0	1.98
5230MHz	Pass	AV	5.2284G	111.39	Inf	-Inf	3	Vertical	0	1.98
5230MHz	Pass	PK	5.1488G	66.67	74.00	-7.33	3	Vertical	0	1.98
5230MHz	Pass	PK	5.228G	124.08	Inf	-Inf	3	Vertical	0	1.98
5230MHz	Pass	AV	15.68376G	42.75	54.00	-11.25	3	Vertical	336	2.21
5230MHz	Pass	PK	10.44176G	52.70	68.20	-15.50	3	Vertical	318	2.09
5230MHz	Pass	PK	15.70032G	55.75	74.00	-18.25	3	Vertical	336	2.21
5230MHz	Pass	AV	15.69348G	43.04	54.00	-10.96	3	Horizontal	346	1.72
5230MHz	Pass	PK	10.4462G	50.86	68.20	-17.34	3	Horizontal	336	1.40
5230MHz	Pass	PK	15.7164G	56.80	74.00	-17.20	3	Horizontal	346	1.72
802.11ax HEW80_Nss1,(MCS0)_4TX	-	-	-	-	-	-	-	-	-	-
5210MHz	Pass	AV	5.146G	53.17	54.00	-0.83	3	Vertical	172	1.95
5210MHz	Pass	AV	5.185G	102.70	Inf	-Inf	3	Vertical	172	1.95
5210MHz	Pass	AV	5.37G	45.87	54.00	-8.13	3	Vertical	172	1.95
5210MHz	Pass	PK	5.145G	65.98	74.00	-8.02	3	Vertical	172	1.95
5210MHz	Pass	PK	5.205G	115.55	Inf	-Inf	3	Vertical	172	1.95
5210MHz	Pass	PK	5.358G	59.22	74.00	-14.78	3	Vertical	172	1.95
5210MHz	Pass	AV	15.57312G	37.27	54.00	-16.73	3	Vertical	354	2.59
5210MHz	Pass	PK	10.43128G	49.00	68.20	-19.20	3	Vertical	129	1.75
5210MHz	Pass	PK	15.67104G	49.55	74.00	-24.45	3	Vertical	354	2.59
5210MHz	Pass	AV	15.57552G	37.33	54.00	-16.67	3	Horizontal	98	2.91
5210MHz	Pass	PK	10.39792G	49.77	68.20	-18.43	3	Horizontal	183	1.73
5210MHz	Pass	PK	15.57744G	49.18	74.00	-24.82	3	Horizontal	98	2.91

5.15-5.25GHz_802.11a_Nss1,(6Mbps)_4TX

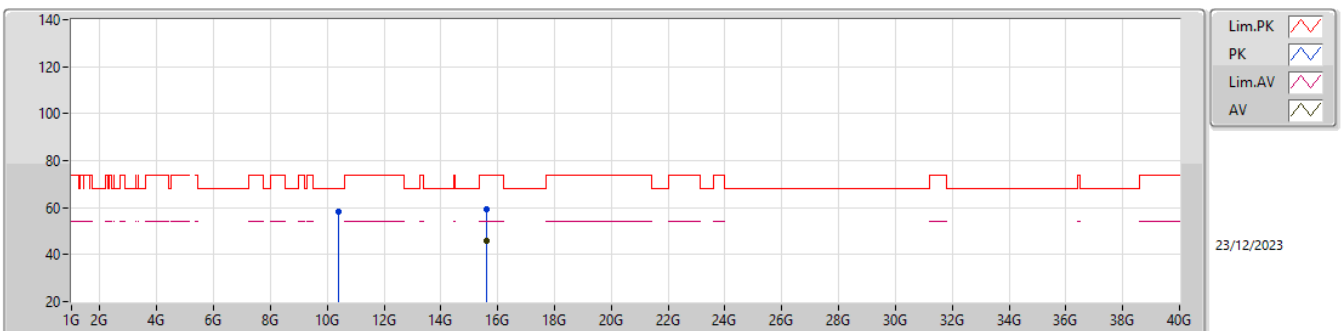
5200MHz_TX



Type	Freq (Hz)	Level (dBuV/m)	Limit (dBuV/m)	Margin (dB)	Factor (dB)	Dist (m)	Condition	Azimuth (°)	Height (m)	Raw (dBuV)	AF (dB)	CL (dB)	PA (dB)
AV	5.1496G	53.62	54.00	-0.38	4.75	3	Vertical	11	1.95	48.87	33.10	6.41	34.76
AV	5.1948G	116.83	Inf	-Inf	4.62	3	Vertical	11	1.95	112.21	32.92	6.45	34.75
PK	5.1476G	68.36	74.00	-5.64	4.74	3	Vertical	11	1.95	63.62	33.09	6.41	34.76
PK	5.1944G	126.75	Inf	-Inf	4.62	3	Vertical	11	1.95	122.13	32.92	6.45	34.75

5.15-5.25GHz_802.11a_Nss1,(6Mbps)_4TX

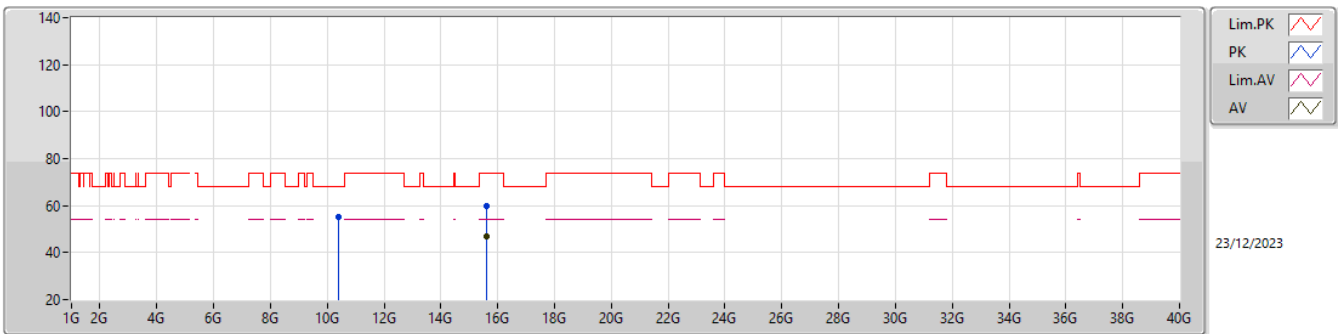
5200MHz_TX



Type	Freq (Hz)	Level (dBuV/m)	Limit (dBuV/m)	Margin (dB)	Factor (dB)	Dist (m)	Condition	Azimuth (°)	Height (m)	Raw (dBuV)	AF (dB)	CL (dB)	PA (dB)
AV	15.60156G	46.11	54.00	-7.89	15.80	3	Vertical	18	2.46	30.31	37.99	12.19	34.38
PK	10.39964G	58.26	68.20	-9.94	14.70	3	Vertical	341	1.61	43.56	38.60	11.03	34.93
PK	15.60246G	59.35	74.00	-14.65	15.80	3	Vertical	18	2.46	43.55	37.99	12.19	34.38

5.15-5.25GHz_802.11a_Nss1,(6Mbps)_4TX

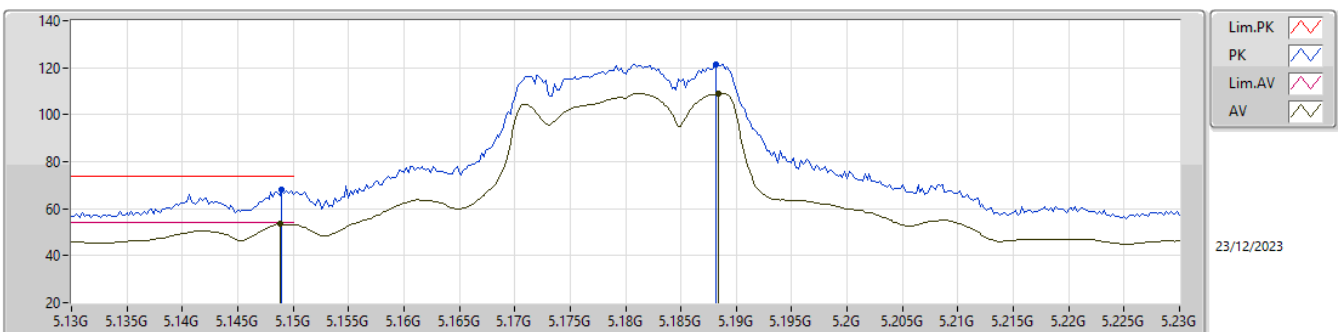
5200MHz_TX



Type	Freq (Hz)	Level (dBuV/m)	Limit (dBuV/m)	Margin (dB)	Factor (dB)	Dist (m)	Condition	Azimuth (°)	Height (m)	Raw (dBuV)	AF (dB)	CL (dB)	PA (dB)
AV	15.60264G	47.02	54.00	-6.98	15.80	3	Horizontal	6	2.01	31.22	37.99	12.19	34.38
PK	10.40312G	54.99	68.20	-13.21	14.70	3	Horizontal	44	1.51	40.29	38.60	11.03	34.93
PK	15.60252G	59.80	74.00	-14.20	15.80	3	Horizontal	6	2.01	44.00	37.99	12.19	34.38

5.15-5.25GHz_802.11ax HEW20_Nss1,(MCS0)_4TX

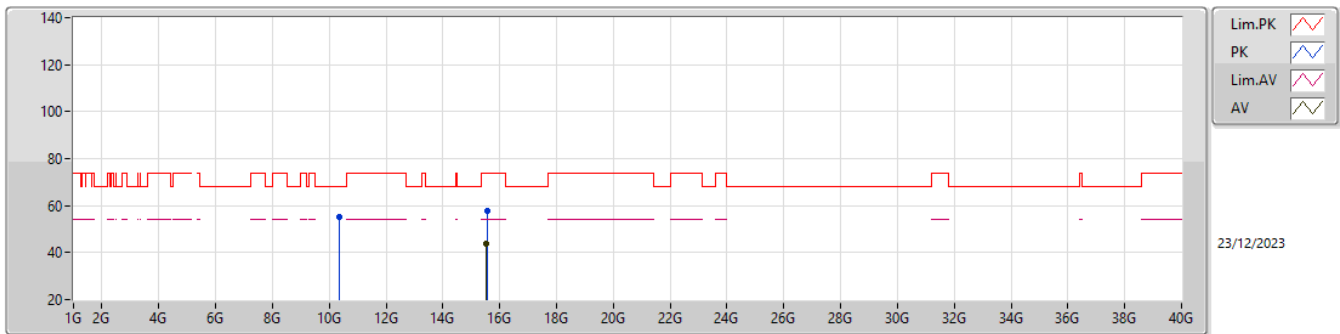
5180MHz_TX



Type	Freq (Hz)	Level (dBuV/m)	Limit (dBuV/m)	Margin (dB)	Factor (dB)	Dist (m)	Condition	Azimuth (°)	Height (m)	Raw (dBuV)	AF (dB)	CL (dB)	PA (dB)
AV	5.1488G	53.41	54.00	-0.59	4.74	3	Vertical	19	1.99	48.67	33.09	6.41	34.76
AV	5.1884G	108.91	Inf	-Inf	4.64	3	Vertical	19	1.99	104.27	32.95	6.44	34.75
PK	5.149G	67.96	74.00	-6.04	4.74	3	Vertical	19	1.99	63.22	33.09	6.41	34.76
PK	5.1882G	121.29	Inf	-Inf	4.64	3	Vertical	19	1.99	116.65	32.95	6.44	34.75

5.15-5.25GHz_802.11ax HEW20_Nss1,(MCS0)_4TX

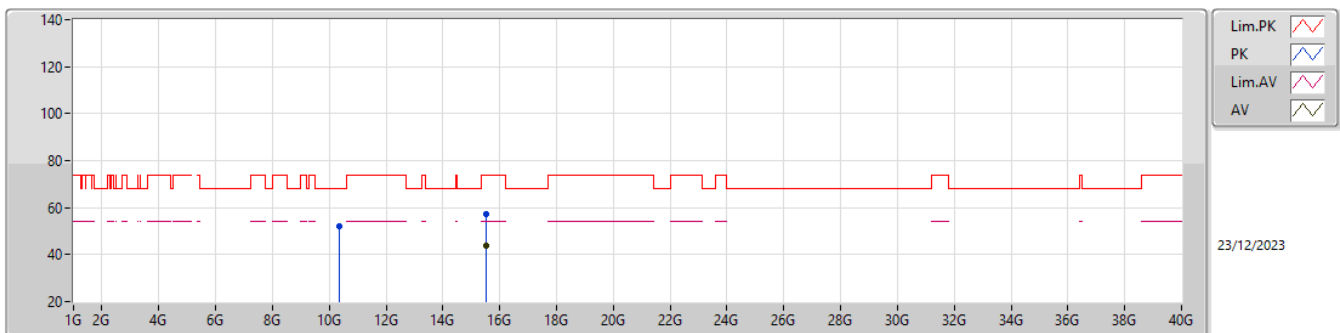
5180MHz_TX



Type	Freq (Hz)	Level (dBuV/m)	Limit (dBuV/m)	Margin (dB)	Factor (dB)	Dist (m)	Condition	Azimuth (°)	Height (m)	Raw (dBuV)	AF (dB)	CL (dB)	PA (dB)
AV	15.52584G	43.96	54.00	-10.04	15.98	3	Vertical	255	1.50	27.98	38.15	12.15	34.32
PK	10.3576G	55.39	68.20	-12.81	14.65	3	Vertical	38	1.92	40.74	38.60	11.01	34.96
PK	15.55212G	57.65	74.00	-16.35	15.92	3	Vertical	255	1.50	41.73	38.10	12.16	34.34

5.15-5.25GHz_802.11ax HEW20_Nss1,(MCS0)_4TX

5180MHz_TX

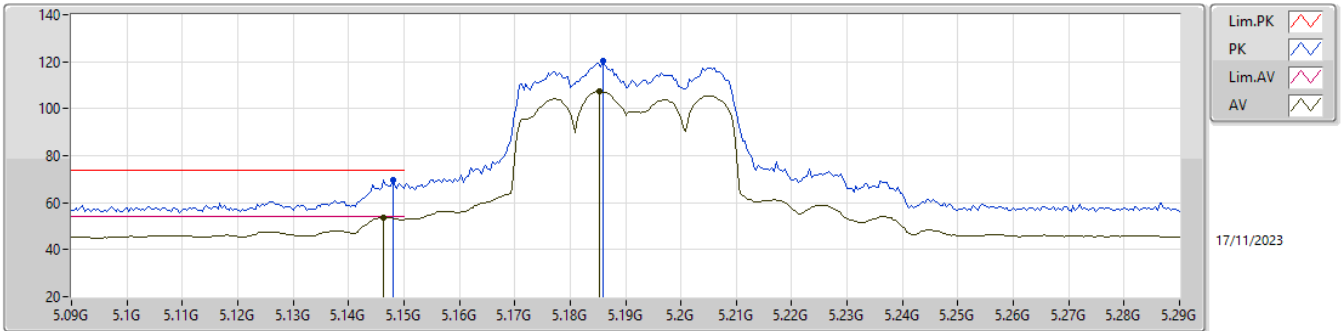


Type	Freq (Hz)	Level (dBuV/m)	Limit (dBuV/m)	Margin (dB)	Factor (dB)	Dist (m)	Condition	Azimuth (°)	Height (m)	Raw (dBuV)	AF (dB)	CL (dB)	PA (dB)
AV	15.52986G	43.92	54.00	-10.08	15.97	3	Horizontal	174	1.50	27.95	38.14	12.15	34.32
PK	10.36516G	52.00	68.20	-16.20	14.67	3	Horizontal	350	1.44	37.33	38.60	11.02	34.95
PK	15.5337G	57.30	74.00	-16.70	15.95	3	Horizontal	174	1.50	41.35	38.13	12.15	34.33



5.15-5.25GHz_802.11ax HEW40_Nss1,(MCS0)_4TX

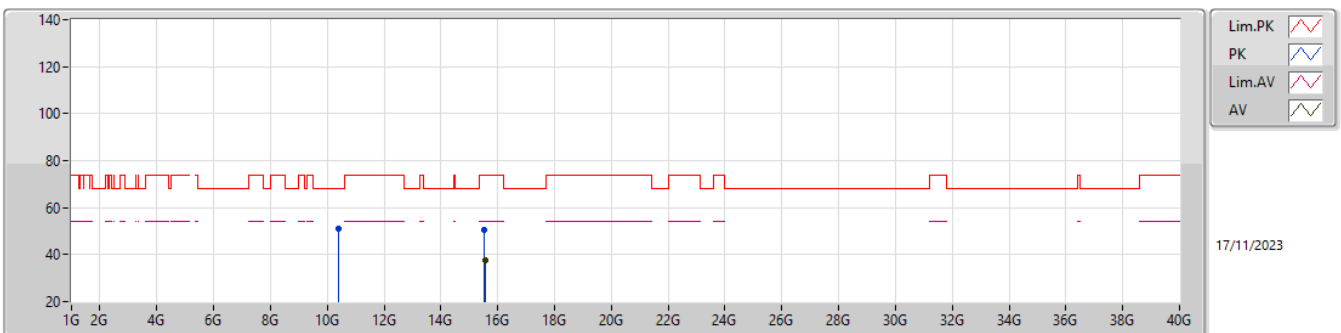
5190MHz_TX



Type	Freq (Hz)	Level (dBuV/m)	Limit (dBuV/m)	Margin (dB)	Factor (dB)	Dist (m)	Condition	Azimuth (°)	Height (m)	Raw (dBuV)	AF (dB)	CL (dB)	PA (dB)
AV	5.1464G	53.85	54.00	-0.15	4.73	3	Vertical	176	1.92	49.12	33.08	6.41	34.76
AV	5.1852G	107.30	Inf	-Inf	4.65	3	Vertical	176	1.92	102.65	32.96	6.44	34.75
PK	5.148G	69.57	74.00	-4.43	4.74	3	Vertical	176	1.92	64.83	33.09	6.41	34.76
PK	5.186G	120.21	Inf	-Inf	4.65	3	Vertical	176	1.92	115.56	32.96	6.44	34.75

5.15-5.25GHz_802.11ax HEW40_Nss1,(MCS0)_4TX

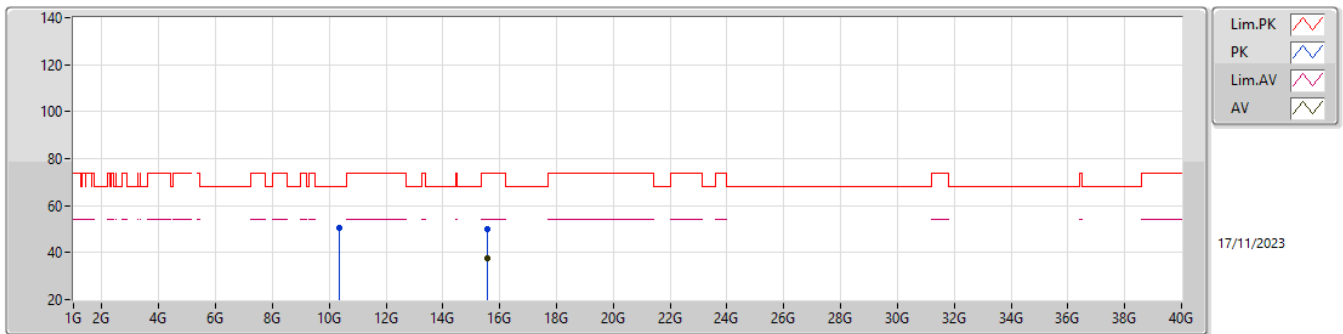
5190MHz_TX



Type	Freq (Hz)	Level (dBuV/m)	Limit (dBuV/m)	Margin (dB)	Factor (dB)	Dist (m)	Condition	Azimuth (°)	Height (m)	Raw (dBuV)	AF (dB)	CL (dB)	PA (dB)
AV	15.55056G	37.54	54.00	-16.46	15.92	3	Vertical	151	2.27	21.62	38.10	12.16	34.34
PK	10.37736G	51.03	68.20	-17.17	14.67	3	Vertical	9	1.50	36.36	38.60	11.02	34.95
PK	15.5364G	50.41	74.00	-23.59	15.95	3	Vertical	151	2.27	34.46	38.13	12.15	34.33

5.15-5.25GHz_802.11ax HEW40_Nss1,(MCS0)_4TX

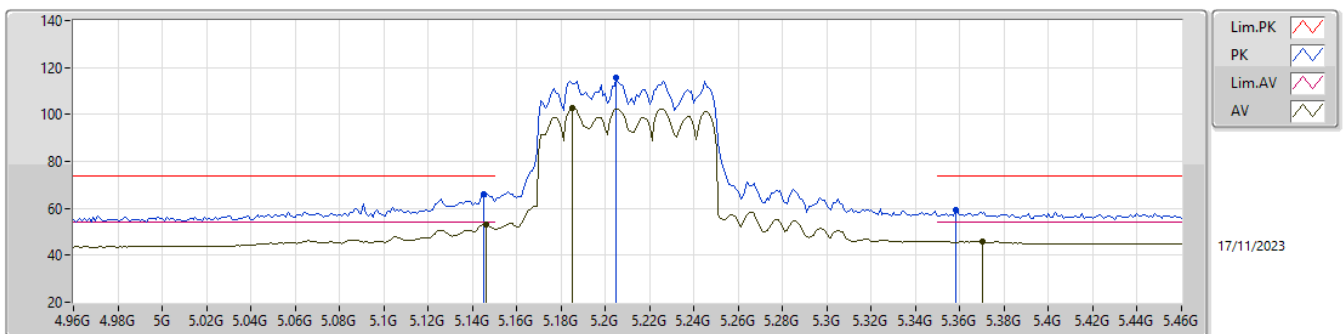
5190MHz_TX



Type	Freq (Hz)	Level (dBuV/m)	Limit (dBuV/m)	Margin (dB)	Factor (dB)	Dist (m)	Condition	Azimuth (°)	Height (m)	Raw (dBuV)	AF (dB)	CL (dB)	PA (dB)
AV	15.55368G	37.66	54.00	-16.34	15.91	3	Horizontal	36	2.82	21.75	38.09	12.16	34.34
PK	10.34376G	50.49	68.20	-17.71	14.63	3	Horizontal	29	1.50	35.86	38.59	11.01	34.97
PK	15.57888G	49.79	74.00	-24.21	15.86	3	Horizontal	36	2.82	33.93	38.04	12.18	34.36

5.15-5.25GHz_802.11ax HEW80_Nss1,(MCS0)_4TX

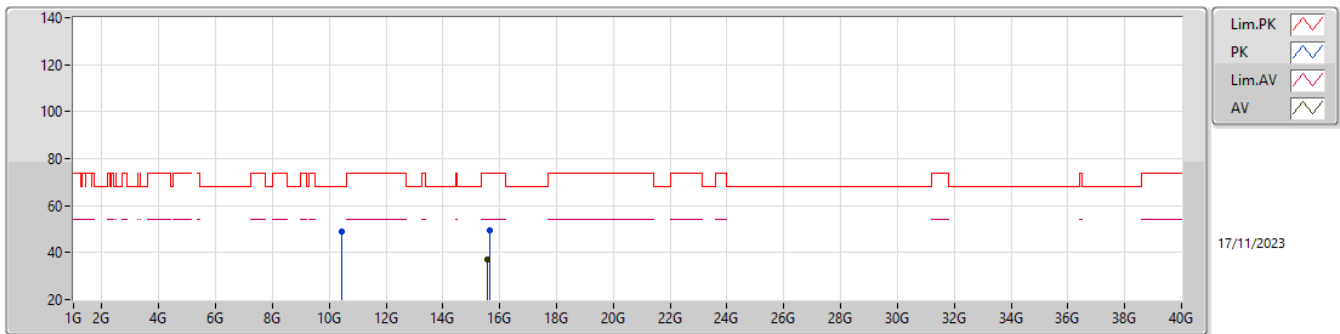
5210MHz_TX



Type	Freq (Hz)	Level (dBuV/m)	Limit (dBuV/m)	Margin (dB)	Factor (dB)	Dist (m)	Condition	Azimuth (°)	Height (m)	Raw (dBuV)	AF (dB)	CL (dB)	PA (dB)
AV	5.146G	53.17	54.00	-0.83	4.73	3	Vertical	172	1.95	48.44	33.08	6.41	34.76
AV	5.185G	102.70	Inf	-Inf	4.65	3	Vertical	172	1.95	98.05	32.96	6.44	34.75
AV	5.37G	45.87	54.00	-8.13	4.50	3	Vertical	172	1.95	41.37	32.66	6.57	34.73
PK	5.145G	65.98	74.00	-8.02	4.72	3	Vertical	172	1.95	61.26	33.07	6.41	34.76
PK	5.205G	115.55	Inf	-Inf	4.59	3	Vertical	172	1.95	110.96	32.89	6.45	34.75
PK	5.358G	59.22	74.00	-14.78	4.51	3	Vertical	172	1.95	54.71	32.68	6.56	34.73

5.15-5.25GHz_802.11ax HEW80_Nss1,(MCS0)_4TX

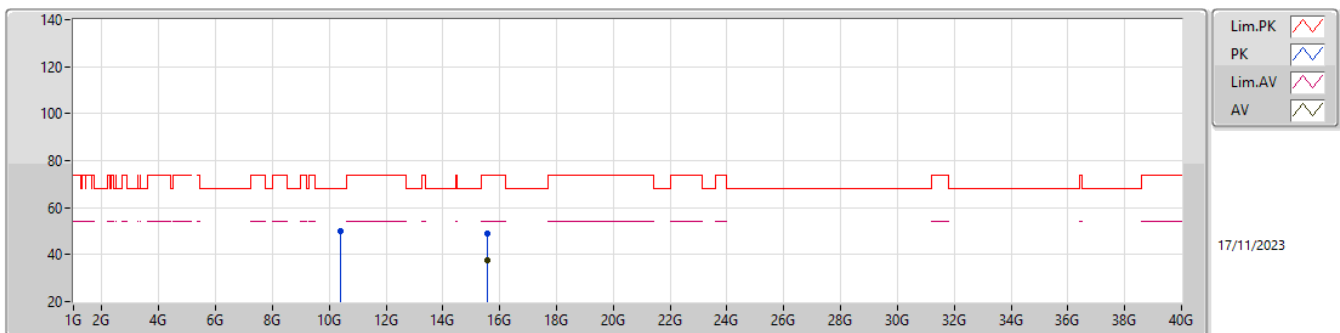
5210MHz_TX



Type	Freq (Hz)	Level (dBuV/m)	Limit (dBuV/m)	Margin (dB)	Factor (dB)	Dist (m)	Condition	Azimuth (°)	Height (m)	Raw (dBuV)	AF (dB)	CL (dB)	PA (dB)
AV	15.57312G	37.27	54.00	-16.73	15.87	3	Vertical	354	2.59	21.40	38.05	12.18	34.36
PK	10.43128G	49.00	68.20	-19.20	14.73	3	Vertical	129	1.75	34.27	38.60	11.04	34.91
PK	15.67104G	49.55	74.00	-24.45	15.77	3	Vertical	354	2.59	33.78	37.97	12.24	34.44

5.15-5.25GHz_802.11ax HEW80_Nss1,(MCS0)_4TX

5210MHz_TX



Type	Freq (Hz)	Level (dBuV/m)	Limit (dBuV/m)	Margin (dB)	Factor (dB)	Dist (m)	Condition	Azimuth (°)	Height (m)	Raw (dBuV)	AF (dB)	CL (dB)	PA (dB)
AV	15.57552G	37.33	54.00	-16.67	15.87	3	Horizontal	98	2.91	21.46	38.05	12.18	34.36
PK	10.39792G	49.77	68.20	-18.43	14.70	3	Horizontal	183	1.73	35.07	38.60	11.03	34.93
PK	15.57744G	49.18	74.00	-24.82	15.87	3	Horizontal	98	2.91	33.31	38.05	12.18	34.36



Summary

Mode	Result	Type	Freq (Hz)	Level (dBuV/m)	Limit (dBuV/m)	Margin (dB)	Dist (m)	Condition	Azimuth (°)	Height (m)
5.725-5.85GHz	-	-	-	-	-	-	-	-	-	-
802.11a_Nss1,(6Mbps)_4TX	Pass	PK	303.54M	41.79	46.00	-4.21	3	Horizontal	0	1.00

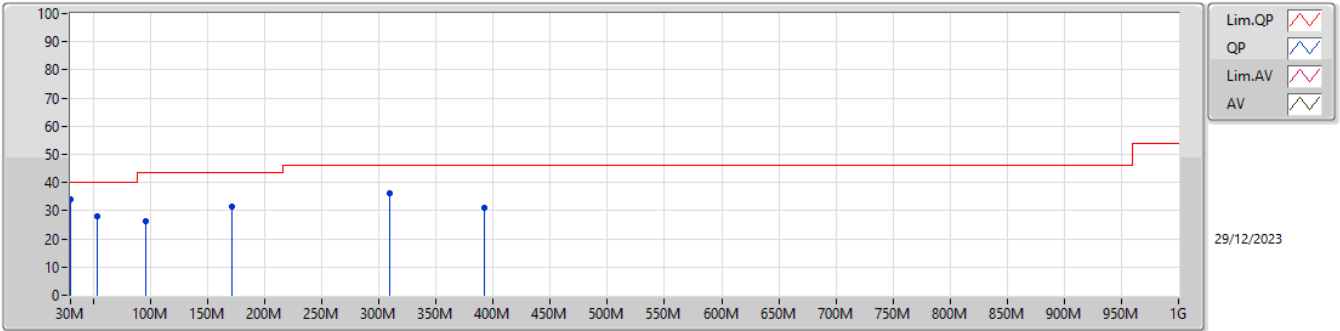


Result

Mode	Result	Type	Freq (Hz)	Level (dBuV/m)	Limit (dBuV/m)	Margin (dB)	Dist (m)	Condition	Azimuth (°)	Height (m)
802.11a_Nss1,(6Mbps)_4TX	-	-	-	-	-	-	-	-	-	-
5825MHz	Pass	PK	30M	34.12	40.00	-5.88	3	Vertical	360	1.00
5825MHz	Pass	PK	309.36M	36.39	46.00	-9.61	3	Vertical	360	1.00
5825MHz	Pass	PK	171.62M	31.55	43.50	-11.95	3	Vertical	360	1.00
5825MHz	Pass	PK	392.78M	31.15	46.00	-14.85	3	Vertical	360	1.00
5825MHz	Pass	PK	53.28M	28.16	40.00	-11.84	3	Vertical	360	1.00
5825MHz	Pass	PK	95.96M	26.27	43.50	-17.23	3	Vertical	360	1.00
5825MHz	Pass	PK	30M	28.30	40.00	-11.70	3	Horizontal	0	1.00
5825MHz	Pass	PK	84.32M	28.07	40.00	-11.93	3	Horizontal	0	1.00
5825MHz	Pass	PK	171.62M	37.48	43.50	-6.02	3	Horizontal	0	1.00
5825MHz	Pass	PK	303.54M	41.79	46.00	-4.21	3	Horizontal	0	1.00
5825MHz	Pass	PK	439.34M	29.99	46.00	-16.01	3	Horizontal	0	1.00
5825MHz	Pass	PK	501.42M	30.69	46.00	-15.31	3	Horizontal	0	1.00

5.725-5.85GHz_802.11a_Nss1,(6Mbps)_4TX

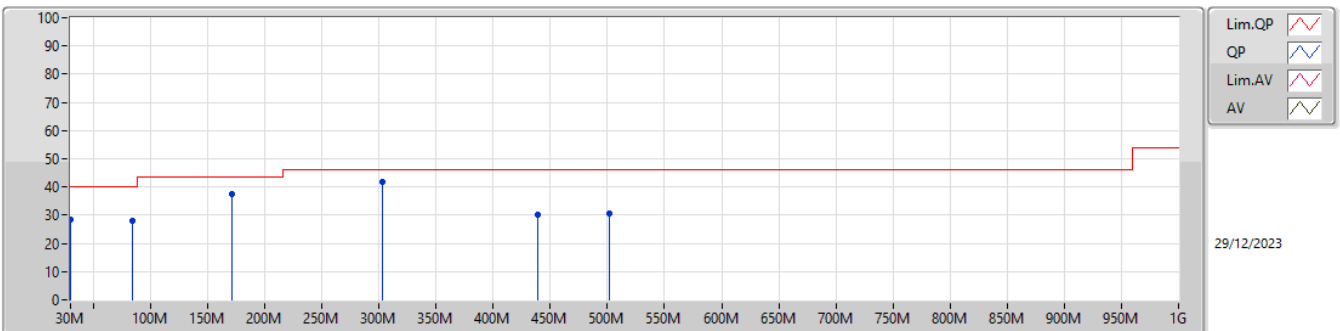
5825MHz_PoE



Type	Freq (Hz)	Level (dBuV/m)	Limit (dBuV/m)	Margin (dB)	Factor (dB)	Dist (m)	Condition	Azimuth (°)	Height (m)	Raw (dBuV)	AF (dB)	CL (dB)	PA (dB)
PK	30M	34.12	40.00	-5.88	-3.19	3	Vertical	360	1.00	37.31	22.98	1.23	27.40
PK	309.36M	36.39	46.00	-9.61	-5.08	3	Vertical	360	1.00	41.47	18.56	3.70	27.34
PK	171.62M	31.55	43.50	-11.95	-10.17	3	Vertical	360	1.00	41.72	14.81	2.63	27.61
PK	392.78M	31.15	46.00	-14.85	-3.12	3	Vertical	360	1.00	34.27	20.57	4.18	27.87
PK	53.28M	28.16	40.00	-11.84	-13.06	3	Vertical	360	1.00	41.22	12.42	1.59	27.07
PK	95.96M	26.27	43.50	-17.23	-10.58	3	Vertical	360	1.00	36.85	15.29	1.96	27.83

5.725-5.85GHz_802.11a_Nss1,(6Mbps)_4TX

5825MHz_PoE



Type	Freq (Hz)	Level (dBuV/m)	Limit (dBuV/m)	Margin (dB)	Factor (dB)	Dist (m)	Condition	Azimuth (°)	Height (m)	Raw (dBuV)	AF (dB)	CL (dB)	PA (dB)
PK	30M	28.30	40.00	-11.70	-3.19	3	Horizontal	0	1.00	31.49	22.98	1.23	27.40
PK	84.32M	28.07	40.00	-11.93	-13.17	3	Horizontal	0	1.00	41.24	12.82	1.81	27.80
PK	171.62M	37.48	43.50	-6.02	-10.17	3	Horizontal	0	1.00	47.65	14.81	2.63	27.61
PK	303.54M	41.79	46.00	-4.21	-5.23	3	Horizontal	0	1.00	47.02	18.40	3.67	27.30
PK	439.34M	29.99	46.00	-16.01	-1.98	3	Horizontal	0	1.00	31.97	21.75	4.51	28.24
PK	501.42M	30.69	46.00	-15.31	-0.99	3	Horizontal	0	1.00	31.68	22.54	4.89	28.42



Summary

Mode	Result	Type	Freq (Hz)	Level (dBuV/m)	Limit (dBuV/m)	Margin (dB)	Dist (m)	Condition	Azimuth (°)	Height (m)
5.725-5.85GHz	-	-	-	-	-	-	-	-	-	-
802.11a_Nss1,(6Mbps)_4TX	Pass	PK	5.6466G	67.11	68.20	-1.09	3	Vertical	338	1.37
802.11ax HEW20_Nss1,(MCS0)_4TX	Pass	PK	5.6494G	67.46	68.20	-0.74	3	Vertical	354	1.53
802.11ax HEW40_Nss1,(MCS0)_4TX	Pass	PK	5.6486G	66.83	68.20	-1.37	3	Vertical	352	1.47
802.11ax HEW80_Nss1,(MCS0)_4TX	Pass	PK	5.6526G	67.55	70.12	-2.57	3	Vertical	11	1.24