



FCC Radio Test Report

FCC ID : TVE-51018E01231
Equipment : Secured Wireless Access Point
Brand Name : FORTINET
Model Name : FortiAP 234Gxxxxxx, FAP-234Gxxxxxx,
FORTIAP-234Gxxxxxx (Where "x" can be used as "A-Z",
or "0-9", or "-", or blank for software changes or
marketing purposes only)
Applicant : Fortinet, Inc.
899 Kifer Road, Sunnyvale, CA 94086, USA
Manufacturer : Fortinet, Inc.
899 Kifer Road, Sunnyvale, CA 94086, USA
Standard : 47 CFR FCC Part 15.407

The product was received on Aug. 07, 2023, and testing was started from Sep. 01, 2023 and completed on Oct. 14, 2023. We, SPORTON INTERNATIONAL INC. Hsinhua Laboratory, would like to declare that the tested sample has been evaluated in accordance with the procedures given in ANSI C63.10-2013 and shown compliance with the applicable technical standards.

The test results in this variant report apply exclusively to the tested model / sample. Without written approval of SPORTON INTERNATIONAL INC. Hsinhua Laboratory, the test report shall not be reproduced except in full.


Approved by: Jackson Tsai

SPORTON INTERNATIONAL INC. Hsinhua Laboratory

No.52, Huaya 1st Rd., Guishan Dist., Taoyuan City 333411, Taiwan (R.O.C.)



Table of Contents

HISTORY OF THIS TEST REPORT3

SUMMARY OF TEST RESULT4

1 GENERAL DESCRIPTION5

1.1 Information.....5

1.2 Testing Applied Standards16

1.3 Testing Location Information16

1.4 Measurement Uncertainty17

2 TEST CONFIGURATION OF EUT.....18

2.1 Test Channel Mode18

2.2 The Worst Case Measurement Configuration.....24

2.3 Accessories25

2.4 Support Equipment.....25

2.5 Test Setup Diagram26

3 TRANSMITTER TEST RESULT27

3.1 Emission Bandwidth27

3.2 Maximum Conducted Output Power28

3.3 Peak Power Spectral Density.....30

3.4 Unwanted Emissions.....32

4 TEST EQUIPMENT AND CALIBRATION DATA.....35

APPENDIX A. TEST RESULTS OF EMISSION BANDWIDTH

APPENDIX B. TEST RESULTS OF MAXIMUM CONDUCTED OUTPUT POWER

APPENDIX C. TEST RESULTS OF PEAK POWER SPECTRAL DENSITY

APPENDIX D. TEST RESULTS OF UNWANTED EMISSIONS

APPENDIX E. TEST PHOTOS

PHOTOGRAPHS OF EUT V01



Summary of Test Result

Report Clause	Ref. Std. Clause	Test Items	Result (PASS/FAIL)	Remark
1.1.2	15.203	Antenna Requirement	PASS	-
3.1	15.407(a)	Emission Bandwidth	PASS	-
3.2	15.407(a)	Maximum Conducted Output Power	PASS	-
3.3	15.407(a)	Peak Power Spectral Density	PASS	-
3.4	15.407(b)	Unwanted Emissions	PASS	-

Declaration of Conformity:
The test results with all measurement uncertainty excluded are presented in accordance with the regulation limits or requirements declared by manufacturers.
Comments and explanations:
The EUT supports beamforming and CDD modes, and the CDD mode is the worst case. Therefore, all test items are evaluated in the report. The beamforming mode only evaluates the output power.

Reviewed by: Barry Hsiao

Report Producer: Amber Chiu



1 General Description

1.1 Information

1.1.1 RF General Information

Radio 2

Frequency Range (MHz)	IEEE Std. 802.11	Ch. Frequency (MHz)	Channel Number
5250-5350	a, n (HT20), ac (VHT20), ax (HEW20)	5260-5320	52-64 [4]
5470-5725		5500-5700	100-140 [11]
Straddle 5720		5720	144 [1]
5250-5350	n (HT40), ac (VHT40), ax (HEW40)	5270-5310	54-62 [2]
5470-5725		5510-5670	102-134 [5]
Straddle 5710		5710	142 [1]
5250-5350	ac (VHT80), ax (HEW80)	5290	58 [1]
5470-5725		5530-5610	106-122 [2]
Straddle 5690		5690	138 [1]

Non-Beamforming_Radio 2

Band	Mode	BWch (MHz)	Nant
5.25-5.35GHz	802.11a	20	2TX
5.47-5.725GHz	802.11a	20	2TX
5.725-5.85GHz	802.11a	20	2TX
5.25-5.35GHz	802.11ax HEW20	20	2TX
5.47-5.725GHz	802.11ax HEW20	20	2TX
5.725-5.85GHz	802.11ax HEW20	20	2TX
5.25-5.35GHz	802.11ax HEW40	40	2TX
5.47-5.725GHz	802.11ax HEW40	40	2TX
5.725-5.85GHz	802.11ax HEW40	40	2TX
5.25-5.35GHz	802.11ax HEW80	80	2TX
5.47-5.725GHz	802.11ax HEW80	80	2TX
5.725-5.85GHz	802.11ax HEW80	80	2TX



Beamforming_Radio 2

Band	Mode	BWch (MHz)	Nant
5.25-5.35GHz	802.11ax HEW20-BF	20	2TX
5.47-5.725GHz	802.11ax HEW20-BF	20	2TX
5.725-5.85GHz	802.11ax HEW20-BF	20	2TX
5.25-5.35GHz	802.11ax HEW40-BF	40	2TX
5.47-5.725GHz	802.11ax HEW40-BF	40	2TX
5.725-5.85GHz	802.11ax HEW40-BF	40	2TX
5.25-5.35GHz	802.11ax HEW80-BF	80	2TX
5.47-5.725GHz	802.11ax HEW80-BF	80	2TX
5.725-5.85GHz	802.11ax HEW80-BF	80	2TX



Radio 3

Frequency Range (MHz)	IEEE Std. 802.11	Ch. Frequency (MHz)	Channel Number
5250-5350	a, n (HT20), ac (VHT20), ax (HEW20)	5260-5320	52-64 [4]
5470-5725		5500-5700	100-140 [11]
Straddle 5720		5720	144 [1]
5250-5350	n (HT40), ac (VHT40), ax (HEW40)	5270-5310	54-62 [2]
5470-5725		5510-5670	102-134 [5]
Straddle 5710		5710	142 [1]
5250-5350	ac (VHT80), ax (HEW80)	5290	58 [1]
5470-5725		5530-5610	106-122 [2]
Straddle 5690		5690	138 [1]
5150-5350	ac (VHT160), ax (HEW160)	5250	50 [1]
5470-5725		5570	114 [1]

Non-Beamforming_Radio 3

Band	Mode	BWch (MHz)	Nant
5.25-5.35GHz	802.11a	20	2TX
5.47-5.725GHz	802.11a	20	2TX
5.725-5.85GHz	802.11a	20	2TX
5.25-5.35GHz	802.11ax HEW20	20	2TX
5.47-5.725GHz	802.11ax HEW20	20	2TX
5.725-5.85GHz	802.11ax HEW20	20	2TX
5.25-5.35GHz	802.11ax HEW40	40	2TX
5.47-5.725GHz	802.11ax HEW40	40	2TX
5.725-5.85GHz	802.11ax HEW40	40	2TX
5.25-5.35GHz	802.11ax HEW80	80	2TX
5.47-5.725GHz	802.11ax HEW80	80	2TX
5.725-5.85GHz	802.11ax HEW80	80	2TX
5.15-5.25GHz	802.11ax HEW160	160	2TX
5.25-5.35GHz	802.11ax HEW160	160	2TX
5.47-5.725GHz	802.11ax HEW160	160	2TX



Beamforming_Radio 3

Band	Mode	BWch (MHz)	Nant
5.25-5.35GHz	802.11ax HEW20-BF	20	2TX
5.47-5.725GHz	802.11ax HEW20-BF	20	2TX
5.725-5.85GHz	802.11ax HEW20-BF	20	2TX
5.25-5.35GHz	802.11ax HEW40-BF	40	2TX
5.47-5.725GHz	802.11ax HEW40-BF	40	2TX
5.725-5.85GHz	802.11ax HEW40-BF	40	2TX
5.25-5.35GHz	802.11ax HEW80-BF	80	2TX
5.47-5.725GHz	802.11ax HEW80-BF	80	2TX
5.725-5.85GHz	802.11ax HEW80-BF	80	2TX
5.15-5.25GHz	802.11ax HEW160-BF	160	2TX
5.25-5.35GHz	802.11ax HEW160-BF	160	2TX
5.47-5.725GHz	802.11ax HEW160-BF	160	2TX



Radio 2(Low Band)+Radio 3(High Band)

Frequency Range (MHz)	IEEE Std. 802.11	Ch. Frequency (MHz)	Channel Number
5250-5350	a, n (HT20), ac (VHT20), ax (HEW20)	5260-5320	52-64 [4]
5470-5725		5500-5700	100-140 [11]
Straddle 5720		5720	144 [1]
5250-5350	n (HT40), ac (VHT40), ax (HEW40)	5270-5310	54-62 [2]
5470-5725		5510-5670	102-134 [5]
Straddle 5710		5710	142 [1]
5250-5350	ac (VHT80), ax (HEW80)	5290	58 [1]
5470-5725		5530-5610	106-122 [2]
Straddle 5690		5690	138 [1]
5470-5725	ac (VHT160), ax (HEW160)	5570	114 [1]

Non-Beamforming_Radio 2(Low Band)+Radio 3(High Band)

Band	Mode	BWch (MHz)	Nant
5.25-5.35GHz	802.11a	20	2TX
5.47-5.725GHz	802.11a	20	2TX
5.725-5.85GHz	802.11a	20	2TX
5.25-5.35GHz	802.11ax HEW20	20	2TX
5.47-5.725GHz	802.11ax HEW20	20	2TX
5.725-5.85GHz	802.11ax HEW20	20	2TX
5.25-5.35GHz	802.11ax HEW40	40	2TX
5.47-5.725GHz	802.11ax HEW40	40	2TX
5.725-5.85GHz	802.11ax HEW40	40	2TX
5.25-5.35GHz	802.11ax HEW80	80	2TX
5.47-5.725GHz	802.11ax HEW80	80	2TX
5.725-5.85GHz	802.11ax HEW80	80	2TX
5.47-5.725GHz	802.11ax HEW160	160	2TX



Beamforming_Radio 2(Low Band)+Radio 3(High Band)

Band	Mode	BWch (MHz)	Nant
5.25-5.35GHz	802.11ax HEW20-BF	20	2TX
5.47-5.725GHz	802.11ax HEW20-BF	20	2TX
5.725-5.85GHz	802.11ax HEW20-BF	20	2TX
5.25-5.35GHz	802.11ax HEW40-BF	40	2TX
5.47-5.725GHz	802.11ax HEW40-BF	40	2TX
5.725-5.85GHz	802.11ax HEW40-BF	40	2TX
5.25-5.35GHz	802.11ax HEW80-BF	80	2TX
5.47-5.725GHz	802.11ax HEW80-BF	80	2TX
5.725-5.85GHz	802.11ax HEW80-BF	80	2TX
5.47-5.725GHz	802.11ax HEW160-BF	160	2TX

Note:

- ♦ 11a, HT20 and HT40 use a combination of OFDM-BPSK, QPSK, 16QAM, 64QAM modulation.
- ♦ VHT20, VHT40, VHT80, VHT160 use a combination of OFDM-BPSK, QPSK, 16QAM, 64QAM, 256QAM modulation.
- ♦ HEW20, HEW40, HEW80, HEW160 use a combination of OFDMA-BPSK, QPSK, 16QAM, 64QAM, 256QAM, 1024QAM modulation.
- ♦ BWch is the nominal channel bandwidth.
- ♦ Evaluated HEW20/HEW40/HEW80/HEW160 mode only due to the similar modulation. The power setting of HT20/HT40/VHT20/VHT40/VHT80/VHT160 mode are the same or lower than HEW20/HEW40/HEW80/HEW160.



1.1.2 Antenna Information

Ant.	Port	Brand	Model Name	Antenna Type	Connector	Support
1	1	AWAN	7102A0613000	Cross Dipole	I-Pex	2.4G
2	2	AWAN	7102A0613000	Cross Dipole	I-Pex	2.4G
3	1	AWAN	7102A0651000	Cross Dipole	I-Pex	5G
4	2	AWAN	7102A0651000	Cross Dipole	I-Pex	5G
5	1	AWAN	7102A0651000	Cross Dipole	I-Pex	5G+6G
6	2	AWAN	7102A0651000	Cross Dipole	I-Pex	5G+6G
7	3	AWAN	7102A0650000	Cross Dipole	I-Pex	2.4G
8	4	AWAN	7102A0650000	Cross Dipole	I-Pex	2.4G
9	1	AWAN	7102A0614000	Dipole	I-Pex	BT&Zigbee
10	1	Quectel	7102A0652000	Patch	I-Pex	GPS

Ant.	Port	Gain (dBi)					Remark
		2.4G	5G	6G	BT& Zigbee	GPS	
1	1	6.8	-	-	-	-	Radio 1
2	2	6.8	-	-	-	-	Radio 1
3	1	-	8.4	-	-	-	Radio 2
4	2	-	8.2	-	-	-	Radio 2 (Low Band)
5	1	-	8.4	8.3	-	-	Radio 3
6	2	-	8.4	8.3	-	-	Radio 3 (High Band)
7	3	6.6	-	-	-	-	Radio 3
8	4	6.7	-	-	-	-	Radio 3
9	1	-	-	-	6.2	-	-
10	1	-	-	-	-	2	-



Note 1: The EUT has ten antennas.

For 2.4GHz function:

< Radio 1 >

For IEEE 802.11b/g/n/VHT/ax mode (2TX/2RX)

Ant.1 (port 1), Ant.2 (port 2) could transmit/receive simultaneously.

< Radio 3 >

For IEEE 802.11b/g/n/VHT/ax mode (2TX/2RX)

Ant.7 (port 3), Ant.8 (port 4) could transmit/receive simultaneously.

For 5GHz function:

< Radio 2 >

For IEEE 802.11a/n/ac/ax mode (2TX/2RX)

Ant.3 (port 1), Ant.4 (port 2) could transmit/receive simultaneously.

< Radio 3 >

For IEEE 802.11a/n/ac/ax mode (2TX/2RX)

Ant.5 (port 1), Ant.6 (port 2) could transmit/receive simultaneously.

For Bluetooth function:

For Bluetooth mode (1TX/1RX)

Only Ant.9 can be used as transmitting/receiving.

For GPS function:

For GPS mode (1RX)

Only Ant.10 can be used as receiving.

Note 2: Directional gain information

	Maximum Output Power	Power Spectral Density
Non-BF	Directional gain = Max.gain + array gain. For power measurements on IEEE 802.11 devices Array Gain = 0 dB (i.e., no array gain) for N ANT ≤ 4	$DirectionalGain = 10 \cdot \log \left[\frac{\sum_{j=1}^{N_{BT}} \left\{ \sum_{k=1}^{N_{ANT}} g_{j,k} \right\}^2}{N_{ANT}} \right]$
BF	$DirectionalGain = 10 \cdot \log \left[\frac{\sum_{j=1}^{N_{BT}} \left\{ \sum_{k=1}^{N_{ANT}} g_{j,k} \right\}^2}{N_{ANT}} \right]$	$DirectionalGain = 10 \cdot \log \left[\frac{\sum_{j=1}^{N_{BT}} \left\{ \sum_{k=1}^{N_{ANT}} g_{j,k} \right\}^2}{N_{ANT}} \right]$



1.1.3 EUT Information

Operational Condition	
EUT Power Type	From PoE
EUT Function	<input type="checkbox"/> Outdoor AP <input checked="" type="checkbox"/> Indoor AP
	<input type="checkbox"/> Fixed P2P AP <input type="checkbox"/> Client
	<input type="checkbox"/> OEM Device installed in vehicle
Beamforming Function	<input checked="" type="checkbox"/> With beamforming <input type="checkbox"/> Without beamforming
TPC Function	<input checked="" type="checkbox"/> With TPC Function <input type="checkbox"/> Without TPC Function
Weather Band	<input checked="" type="checkbox"/> With 5600~5650MHz <input type="checkbox"/> Without 5600~5650MHz
Resource Unit(802.11ax)	<input checked="" type="checkbox"/> Full RU <input type="checkbox"/> Partial RU
Type of EUT	
<input checked="" type="checkbox"/>	Stand-alone
<input type="checkbox"/>	Combined (EUT where the radio part is fully integrated within another device)
	Combined Equipment - Brand Name / Model No.: ...
<input type="checkbox"/>	Plug-in radio (EUT intended for a variety of host systems)
	Host System - Brand Name / Model No.:
<input type="checkbox"/>	Other:

1.1.4 Mode Test Duty Cycle

Non-Beamforming_Radio 2

Mode	DC	DCF (dB)	T(s)	VBW (Hz)_1/T
802.11a_Nss1,(6Mbps)_2TX	0.947	0.24	1.978m	1k
802.11ax HEW20_Nss1,(MCS0)_2TX	0.823	0.85	5.447m	300
802.11ax HEW40_Nss1,(MCS0)_2TX	0.823	0.85	5.447m	300
802.11ax HEW80_Nss1,(MCS0)_2TX	0.777	1.1	5.447m	300

Note. If DC < 0.98, the DCF was added while measuring Output power and PSD.



Non-Beamforming_Radio 3

Mode	DC	DCF (dB)	T(s)	VBW (Hz)_1/T
802.11a_Nss1,(6Mbps)_2TX	0.958	0.19	1.977m	1k
802.11ax HEW20_Nss1,(MCS0)_2TX	0.811	0.91	5.447m	300
802.11ax HEW40_Nss1,(MCS0)_2TX	0.794	1	5.447m	300
802.11ax HEW80_Nss1,(MCS0)_2TX	0.808	0.93	5.447m	300
802.11ax HEW160_Nss1,(MCS0)_2TX	0.807	0.93	5.447m	300

Note. If DC < 0.98, the DCF was added while measuring Output power and PSD.

Non-Beamforming_Radio 2(Low Band)+Radio 3(High Band)

Mode	DC	DCF (dB)	T(s)	VBW (Hz)_1/T
802.11a_Nss1,(6Mbps)_2TX	0.95	0.22	1.977m	1k
802.11ax HEW20_Nss1,(MCS0)_2TX	0.814	0.89	5.447m	300
802.11ax HEW40_Nss1,(MCS0)_2TX	0.812	0.9	5.447m	300
802.11ax HEW80_Nss1,(MCS0)_2TX	0.812	0.9	5.447m	300
802.11ax HEW160_Nss1,(MCS0)_2TX	0.796	0.99	5.447m	300

Note. If DC < 0.98, the DCF was added while measuring Output power and PSD.

Beamforming_Radio 2

Mode	DC	DCF (dB)	T(s)	VBW (Hz)_1/T
802.11ax HEW20-BF_Nss1,(MCS0)_2TX	0.823	0.85	5.447m	300
802.11ax HEW40-BF_Nss1,(MCS0)_2TX	0.823	0.85	5.447m	300
802.11ax HEW80-BF_Nss1,(MCS0)_2TX	0.777	1.1	5.447m	300

Note. If DC < 0.98, the DCF was added while measuring Output power and PSD.

Beamforming_Radio 3

Mode	DC	DCF (dB)	T(s)	VBW (Hz)_1/T
802.11ax HEW20-BF_Nss1,(MCS0)_2TX	0.811	0.91	5.447m	300
802.11ax HEW40-BF_Nss1,(MCS0)_2TX	0.794	1	5.447m	300
802.11ax HEW80-BF_Nss1,(MCS0)_2TX	0.808	0.93	5.447m	300
802.11ax HEW160-BF_Nss1,(MCS0)_2TX	0.807	0.93	5.447m	300

Note. If DC < 0.98, the DCF was added while measuring Output power and PSD.



Beamforming_Radio 2(Low Band)+Radio 3(High Band)

Mode	DC	DCF (dB)	T(s)	VBW (Hz)_1/T
802.11ax HEW20-BF_Nss1,(MCS0)_2TX	0.814	0.89	5.447m	300
802.11ax HEW40-BF_Nss1,(MCS0)_2TX	0.812	0.9	5.447m	300
802.11ax HEW80-BF_Nss1,(MCS0)_2TX	0.812	0.9	5.447m	300
802.11ax HEW160-BF_Nss1,(MCS0)_2TX	0.796	0.99	5.447m	300

Note. If DC < 0.98, the DCF was added while measuring Output power and PSD.

1.1.5 Table for Multiple Listing

The brand/model names in the following table are all refer to the identical product.

Brand Name	Model Name	Description
FORTINET	FortiAP 234Gxxxxxx, FAP-234Gxxxxxx, FORTIAP-234Gxxxxxx (Where "x" can be used as "A-Z", or "0-9", or "-", or blank for software changes or marketing purposes only)	All the models are identical, the difference model served as marketing strategy.

1.1.6 Table for Permissive Change

This product is an extension of original one reported under Sporton project number: FR380143AN

Below is the table for the change of the product with respect to the original one.

Modifications	Performance Checking
Frequency bands U-NII-2A and U-NII-2C were added	Emission Bandwidth, Maximum Conducted Output Power, Peak Power Spectral Density and Unwanted Emissions above 1GHz were evaluated



1.2 Testing Applied Standards

According to the specifications of the manufacturer, the EUT must comply with the requirements of the following standards:

- ◆ 47 CFR FCC Part 15
- ◆ ANSI C63.10-2013
- ◆ KDB 789033 D02 v02r01

The following reference test guidance is not within the scope of accreditation of TAF:

- ◆ KDB 662911 D01 v02r01
- ◆ KDB 414788 D01 v01r01

1.3 Testing Location Information

Test Lab. : Sporton International Inc. Hsinhua Laboratory				
<input checked="" type="checkbox"/> Hsinhua (TAF: 3785)	ADD: No.52, Huaya 1st Rd., Guishan Dist., Taoyuan City 333411, Taiwan (R.O.C.)			
	TEL: 886-3-327-3456		FAX: 886-3-327-0973	
Test site Designation No. TW3785 with FCC.				
Test Condition	Test Site No.	Test Engineer	Test Environment	Test Date
RF Conducted_ Radio2	TH07-HY	Yuna Lin	23.1~24.9°C / 52~58%	07/Sep/2023~05/Oct/2023
RF Conducted_ Radio3	TH07-HY	Xie Xun	22.2~25.3°C / 49~55%	08/Sep/2023~14/Oct/2023
RF Conducted_ Radio2+3	TH07-HY	Xie Xun	23.1~24.9°C / 52~58%	07/Sep/2023~05/Oct/2023
Radiated_Radio 2 (Above 1GHz)	03CH02-HY	Vasari Huang	22.9~24.1°C / 52~58%	29/Sep/2023~01/Oct/2023
Radiated_Radio 3 (Above 1GHz)	03CH03-HY	Coco ShangKung	23.2~23.4°C / 52~56%	01/Sep/2023~06/Sep/2023
Radiated_Radio 2+3 (Above 1GHz)	03CH02-HY	Vasari Huang	23.4~24.1°C / 52~59%	02/Oct/2023~04/Oct/2023
<input type="checkbox"/> Wen 33rd.St. (TAF: 3785)	ADD: No.14-1, Ln. 19, Wen 33rd St., Guishan Dist., Taoyuan City 333010, Taiwan (R.O.C.)			
	TEL: 886-3-318-0787		FAX: 886-3-318-0287	
Test site Designation No. TW0008 with FCC.				



1.4 Measurement Uncertainty

ISO/IEC 17025 requires that an estimate of the measurement uncertainties associated with the emissions test results be included in the report. The measurement uncertainties given below are based on a 95% confidence level (based on a coverage factor (k=2))

Test Items	Uncertainty	Remark
Emission Bandwidth	3 MHz	Confidence levels of 95%
Maximum Conducted Output Power	2 dB	Confidence levels of 95%
Power Spectral Density	2 dB	Confidence levels of 95%
Unwanted Emissions	4.8 dB	Confidence levels of 95%
Temperature	0.41 °C	Confidence levels of 95%
Humidity	3.4 %	Confidence levels of 95%



2 Test Configuration of EUT

2.1 Test Channel Mode

Test Software Version	QDART-Connectivity1.0-00081
-----------------------	-----------------------------

Non-Beamforming_Radio 2

Mode	Power Setting
802.11a_Nss1,(6Mbps)_2TX	-
5260MHz	15.5
5300MHz	16
5320MHz	16
5500MHz	16
5580MHz	16
5700MHz	16
5720MHz Straddle 5.47-5.725GHz	16
5720MHz Straddle 5.725-5.85GHz	16
802.11ax HEW20_Nss1,(MCS0)_2TX	-
5260MHz	16
5300MHz	16.5
5320MHz	16.5
5500MHz	16
5580MHz	16
5700MHz	16
5720MHz Straddle 5.47-5.725GHz	16
5720MHz Straddle 5.725-5.85GHz	16
802.11ax HEW40_Nss1,(MCS0)_2TX	-
5270MHz	18
5310MHz	18.5
5510MHz	18.5
5550MHz	18.5
5670MHz	18.5
5710MHz Straddle 5.47-5.725GHz	18.5
5710MHz Straddle 5.725-5.85GHz	18.5
802.11ax HEW80_Nss1,(MCS0)_2TX	-
5290MHz	18.5
5530MHz	18.5
5610MHz	18.5
5690MHz Straddle 5.47-5.725GHz	19.5
5690MHz Straddle 5.725-5.85GHz	19.5



Non-Beamforming_Radio 3

Mode	Power Setting
802.11a_Nss1,(6Mbps)_2TX	-
5260MHz	16
5300MHz	16.5
5320MHz	16.5
5500MHz	16
5580MHz	16
5700MHz	16
5720MHz Straddle 5.47-5.725GHz	16
5720MHz Straddle 5.725-5.85GHz	16
802.11ax HEW20_Nss1,(MCS0)_2TX	-
5260MHz	15.5
5300MHz	16
5320MHz	16
5500MHz	15.5
5580MHz	15.5
5700MHz	16
5720MHz Straddle 5.47-5.725GHz	15.5
5720MHz Straddle 5.725-5.85GHz	15.5
802.11ax HEW40_Nss1,(MCS0)_2TX	-
5270MHz	18
5310MHz	18.5
5510MHz	18
5550MHz	17.5
5670MHz	18
5710MHz Straddle 5.47-5.725GHz	18
5710MHz Straddle 5.725-5.85GHz	18
802.11ax HEW80_Nss1,(MCS0)_2TX	-
5290MHz	18
5530MHz	17.5
5610MHz	18
5690MHz Straddle 5.47-5.725GHz	18.5
5690MHz Straddle 5.725-5.85GHz	18.5
802.11ax HEW160_Nss1,(MCS0)_2TX	-
5250MHz Straddle 5.15-5.25GHz	16.5
5250MHz Straddle 5.25-5.35GHz	16.5
5570MHz	17.5



Non-Beamforming_Radio 2(Low Band)+Radio 3(High Band)

Mode	Power Setting
802.11a_Nss1,(6Mbps)_2TX	-
5260MHz	16.5
5300MHz	15.5
5320MHz	16
5500MHz	16.5
5580MHz	15.5
5700MHz	15.5
5720MHz Straddle 5.47-5.725GHz	15.5
5720MHz Straddle 5.725-5.85GHz	15.5
802.11ax HEW20_Nss1,(MCS0)_2TX	-
5260MHz	17
5300MHz	16
5320MHz	16.5
5500MHz	16.5
5580MHz	15.5
5700MHz	15
5720MHz Straddle 5.47-5.725GHz	15.5
5720MHz Straddle 5.725-5.85GHz	15.5
802.11ax HEW40_Nss1,(MCS0)_2TX	-
5270MHz	18.5
5310MHz	18
5510MHz	16.5
5550MHz	18.5
5670MHz	17.5
5710MHz Straddle 5.47-5.725GHz	17.5
5710MHz Straddle 5.725-5.85GHz	17.5
802.11ax HEW80_Nss1,(MCS0)_2TX	-
5290MHz	18
5530MHz	16
5610MHz	17.5
5690MHz Straddle 5.47-5.725GHz	18.5
5690MHz Straddle 5.725-5.85GHz	18.5
802.11ax HEW160_Nss1,(MCS0)_2TX	-
5570MHz	15.5



Beamforming_Radio 2

Mode	Power Setting
802.11ax HEW20-BF_Nss1,(MCS0)_2TX	-
5260MHz	16
5300MHz	16
5320MHz	16
5500MHz	16
5580MHz	16
5700MHz	16
5720MHz Straddle 5.47-5.725GHz	16
5720MHz Straddle 5.725-5.85GHz	16
802.11ax HEW40-BF_Nss1,(MCS0)_2TX	-
5270MHz	15.5
5310MHz	15.5
5510MHz	15.5
5550MHz	15.5
5670MHz	15.5
5710MHz Straddle 5.47-5.725GHz	16.5
5710MHz Straddle 5.725-5.85GHz	16.5
802.11ax HEW80-BF_Nss1,(MCS0)_2TX	-
5290MHz	16
5530MHz	16
5610MHz	16
5690MHz Straddle 5.47-5.725GHz	17
5690MHz Straddle 5.725-5.85GHz	17



Beamforming_Radio 3

Mode	Power Setting
802.11ax HEW20-BF_Nss1,(MCS0)_2TX	-
5260MHz	15.5
5300MHz	16
5320MHz	16
5500MHz	15.5
5580MHz	15.5
5700MHz	15.5
5720MHz Straddle 5.47-5.725GHz	15.5
5720MHz Straddle 5.725-5.85GHz	15.5
802.11ax HEW40-BF_Nss1,(MCS0)_2TX	-
5270MHz	15
5310MHz	15.5
5510MHz	15
5550MHz	15
5670MHz	15.5
5710MHz Straddle 5.47-5.725GHz	16
5710MHz Straddle 5.725-5.85GHz	16
802.11ax HEW80-BF_Nss1,(MCS0)_2TX	-
5290MHz	15.5
5530MHz	15
5610MHz	15
5690MHz Straddle 5.47-5.725GHz	15.5
5690MHz Straddle 5.725-5.85GHz	15.5
802.11ax HEW160-BF_Nss1,(MCS0)_2TX	-
5250MHz Straddle 5.15-5.25GHz	16.5
5250MHz Straddle 5.25-5.35GHz	16.5
5570MHz	15




Beamforming_Radio 2(Low Band)+Radio 3(High Band)

Mode	Power Setting
802.11ax HEW20-BF_Nss1,(MCS0)_2TX	-
5260MHz	16.5
5300MHz	15.5
5320MHz	16
5500MHz	16
5580MHz	15
5700MHz	15
5720MHz Straddle 5.47-5.725GHz	15.5
5720MHz Straddle 5.725-5.85GHz	15.5
802.11ax HEW40-BF_Nss1,(MCS0)_2TX	-
5270MHz	15.5
5310MHz	15.5
5510MHz	15.5
5550MHz	15.5
5670MHz	15
5710MHz Straddle 5.47-5.725GHz	15.5
5710MHz Straddle 5.725-5.85GHz	15.5
802.11ax HEW80-BF_Nss1,(MCS0)_2TX	-
5290MHz	15.5
5530MHz	15.5
5610MHz	14.5
5690MHz Straddle 5.47-5.725GHz	15.5
5690MHz Straddle 5.725-5.85GHz	15.5
802.11ax HEW160-BF_Nss1,(MCS0)_2TX	-
5570MHz	13.5

2.2 The Worst Case Measurement Configuration

The Worst Case Mode for Following Conformance Tests	
Tests Item	Emission Bandwidth Maximum Conducted Output Power Peak Power Spectral Density
Test Condition	Conducted measurement at transmit chains

The Worst Case Mode for Following Conformance Tests	
Tests Item	Unwanted Emissions
Test Condition	Radiated measurement If EUT consist of multiple antenna assembly (multiple antenna are used in EUT regardless of spatial multiplexing MIMO configuration), the radiated test should be performed with highest antenna gain of each antenna type.
Operating Mode < 1GHz	CTX
1	PoE Mode
Operating Mode > 1GHz	CTX
Orthogonal Planes of EUT	Y Plane
	

The Worst Case Mode for Following Conformance Tests	
Tests Item	Simultaneous Transmission Analysis
Operating Mode	CTX
1	Radio 1:2.4G+ Radio 2:5G+ Radio 3:2.4G+ BT
2	Radio 1:2.4G+ Radio 2:5G+ Radio 3:5G+ BT
3	Radio 1:2.4G+ Radio 2:5G+ Radio 3:2.4G+ Zigbee
4	Radio 1:2.4G+ Radio 2:5G+ Radio 3:5G+ Zigbee
5	Radio 1:2.4G+ (Radio 2:5G Low Band+ Radio 3:5G High Band)+ BT
6	Radio 1:2.4G+ (Radio 2:5G Low Band+ Radio 3:5G High Band)+ Zigbee
Refer to Sporton Test Report No.: FA380143-01 for Co-location RF Exposure Evaluation.	



2.3 Accessories

Accessories				
AC Cord	Brand Name	I-SHENG	Model Name	AC CORD 600mm
	Signal Line	0.5 meter, shielded cable, w/o ferrite core		
PoE Adapter	Brand Name	Senao Inc.	Model Name	EPA5006GPR-SN(4P)
	Power Rating	I/P: 100-240 Vdc, 0.8A, 50-60 Hz O/P: 54 Vdc, 0.6 A		
BRACKET POLE MOUNT	Brand Name	CUN SHENG	Model Name	BRACKET POLE MOUNT LFP
BRACKET WALL MOUNT	Brand Name	XIERTEK	Model Name	BRACKET WALL MOUNT
Pole Mount Bracket	Brand Name	CUN SHENG	Model Name	6301A2873010
Ground Wire	Brand Name	BO YAO	Model Name	WIRE GEN AWG10 180cm
	Signal Line	1.8 meter, shielded cable, w/o ferrite core		

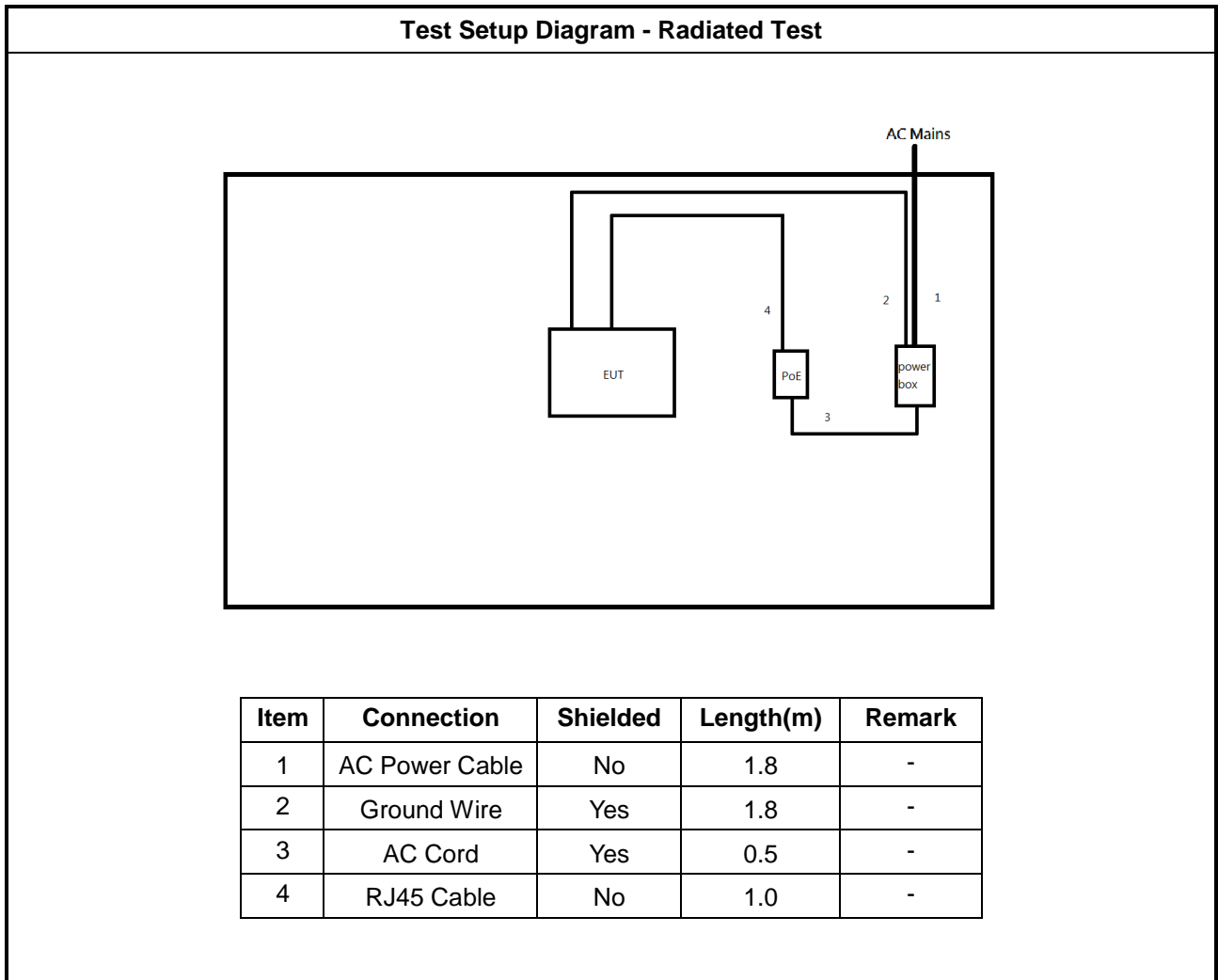
Reminder: Regarding to more detail and other information, please refer to user manual.

2.4 Support Equipment

Support Equipment – Conducted					
No.	Equipment	Brand Name	Model Name	FCC ID	Remark
1	Notebook	DELL	E5410	-	-
2	Adapter for NB	DELL	HA65NM130	-	-

Support Equipment – Radiated					
No.	Equipment	Brand Name	Model Name	FCC ID	Remark
1	RJ45 cable	Power Sync	CAT-6E-01	-	-

2.5 Test Setup Diagram



3 Transmitter Test Result

3.1 Emission Bandwidth

3.1.1 Emission Bandwidth Limit

Emission Bandwidth Limit	
UNII Devices	
<input checked="" type="checkbox"/>	For the 5.15-5.25 GHz band, N/A
<input checked="" type="checkbox"/>	For the 5.25-5.35 GHz band, N/A
<input checked="" type="checkbox"/>	For the 5.47-5.725 GHz band, N/A
<input checked="" type="checkbox"/>	For the 5.725-5.85 GHz band, 6 dB emission bandwidth \geq 500kHz.

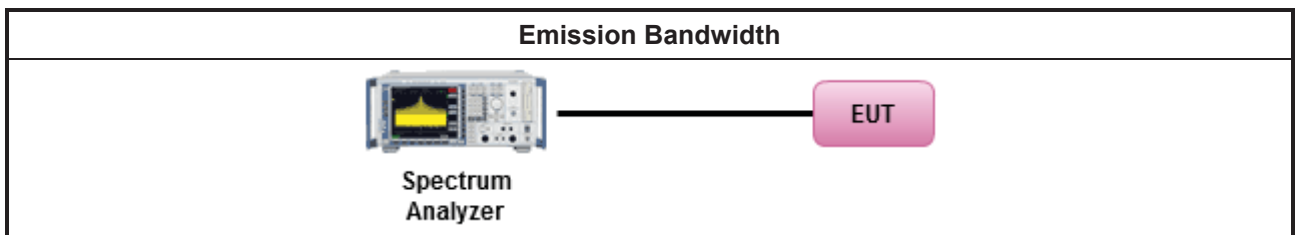
3.1.2 Measuring Instruments

Refer a test equipment and calibration data table in this test report.

3.1.3 Test Procedures

Test Method	
<ul style="list-style-type: none"> ▪ For the emission bandwidth shall be measured using one of the options below: 	
<input checked="" type="checkbox"/>	Refer as KDB 789033, clause C for EBW and clause D for OBW measurement.
<input type="checkbox"/>	Refer as ANSI C63.10, clause 6.9.3 for occupied bandwidth testing.
<input type="checkbox"/>	Refer as IC RSS-Gen, clause 6.7 for bandwidth testing.

3.1.4 Test Setup



3.1.5 Test Result of Emission Bandwidth

Refer as Appendix A



3.2 Maximum Conducted Output Power

3.2.1 Maximum Conducted Output Power Limit

Maximum Conducted Output Power Limit	
UNII Devices	
<input checked="" type="checkbox"/> For the 5.15-5.25 GHz band:	
	<ul style="list-style-type: none"> ▪ Outdoor AP: the maximum conducted output power (P_{Out}) shall not exceed 1 W. If $G_{TX} > 6$ dBi, then $P_{Out} = 30 - (G_{TX} - 6)$. e.i.r.p. at any elevation angle above 30 degrees $\leq 125mW$ [21dBm]
	<ul style="list-style-type: none"> ▪ Indoor AP: the maximum conducted output power (P_{Out}) shall not exceed 1 W. If $G_{TX} > 6$ dBi, then $P_{Out} = 30 - (G_{TX} - 6)$
	<ul style="list-style-type: none"> ▪ Point-to-point AP: the maximum conducted output power (P_{Out}) shall not exceed 1 W. If $G_{TX} > 23$ dBi, then $P_{Out} = 30 - (G_{TX} - 23)$.
	<ul style="list-style-type: none"> ▪ Mobile or Portable Client: the maximum conducted output power (P_{Out}) shall not exceed 250 mW. If $G_{TX} > 6$ dBi, then $P_{Out} = 24 - (G_{TX} - 6)$.
<input checked="" type="checkbox"/> For the 5.25-5.35 GHz band, the maximum conducted output power (P_{Out}) shall not exceed 250 mW or 11 dBm + 10 log B, where B is the 26 dB emission bandwidth in MHz. If $G_{TX} > 6$ dBi, then $P_{Out} = 24 - (G_{TX} - 6)$.	
<input checked="" type="checkbox"/> For the 5.47-5.725 GHz band, the maximum conducted output power (P_{Out}) shall not exceed 250 mW or 11 dBm + 10 log B, where B is the 26 dB emission bandwidth in MHz. If $G_{TX} > 6$ dBi, then $P_{Out} = 24 - (G_{TX} - 6)$.	
<input checked="" type="checkbox"/> For the 5.725-5.85 GHz band:	
	<ul style="list-style-type: none"> ▪ Point-to-multipoint systems (P2M): the maximum conducted output power (P_{Out}) shall not exceed 1 W. If $G_{TX} > 6$ dBi, then $P_{Out} = 30 - (G_{TX} - 6)$.
	<ul style="list-style-type: none"> ▪ Point-to-point systems (P2P): the maximum conducted output power (P_{Out}) shall not exceed 1 W.
P_{Out} = maximum conducted output power in dBm, G_{TX} = the maximum transmitting antenna directional gain in dBi.	

3.2.2 Measuring Instruments

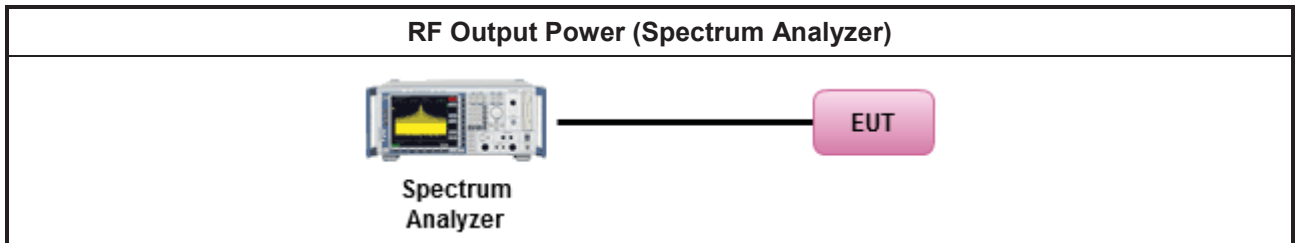
Refer a test equipment and calibration data table in this test report.

3.2.3 Test Procedures

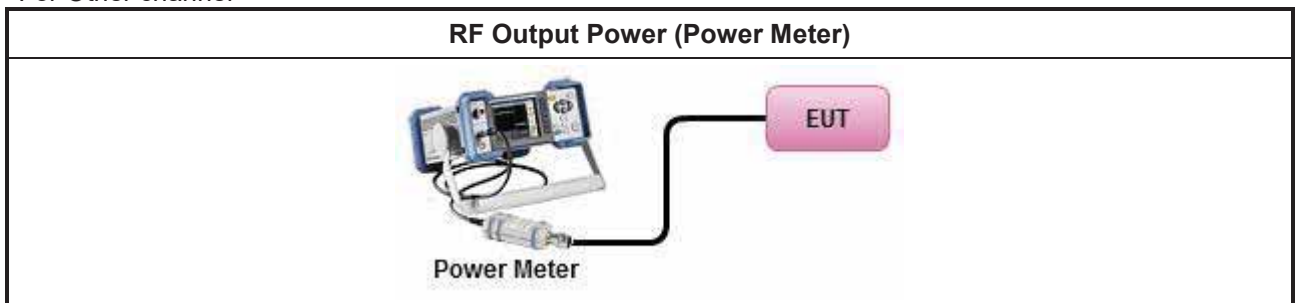
Test Method	
<ul style="list-style-type: none"> Maximum Conducted Output Power 	
	Duty cycle $\geq 98\%$
<input type="checkbox"/>	Refer as KDB 789033, clause E Method SA-2 (spectral trace averaging).
	Duty cycle $< 98\%$
<input checked="" type="checkbox"/>	Refer as KDB 789033, clause E Method SA-2 Alt. (RMS detection with slow sweep speed)
Wideband RF power meter and average over on/off periods with duty factor	
<input checked="" type="checkbox"/>	Refer as KDB 789033, clause E Method PM (using an RF average power meter).
<ul style="list-style-type: none"> For conducted measurement. 	
	<ul style="list-style-type: none"> If the EUT supports multiple transmit chains using options given below: Refer as KDB 662911, In-band power measurements. Using the measure-and-sum approach, measured all transmit ports individually. Sum the power (in linear power units e.g., mW) of all ports for each individual sample and save them.
	<ul style="list-style-type: none"> If multiple transmit chains, EIRP calculation could be following as methods: $P_{total} = P_1 + P_2 + \dots + P_n$ (calculated in linear unit [mW] and transfer to log unit [dBm]) $EIRP_{total} = P_{total} + DG$

3.2.4 Test Setup

For Straddle channel



For Other channel



3.2.5 Test Result of Maximum Conducted Output Power

Refer as Appendix B



3.3 Peak Power Spectral Density

3.3.1 Peak Power Spectral Density Limit

Peak Power Spectral Density Limit	
UNII Devices	
<input checked="" type="checkbox"/> For the 5.15-5.25 GHz band:	
	<ul style="list-style-type: none"> ▪ Outdoor AP: the peak power spectral density (PPSD) shall not exceed 17dBm/MHz. If $G_{TX} > 6$ dBi, then $P_{Out} = 17 - (G_{TX} - 6)$.
	<ul style="list-style-type: none"> ▪ Indoor AP: the peak power spectral density (PPSD) shall not exceed 17dBm/MHz. If $G_{TX} > 6$ dBi, then $P_{Out} = 17 - (G_{TX} - 6)$.
	<ul style="list-style-type: none"> ▪ Point-to-point AP: the peak power spectral density (PPSD) shall not exceed 17dBm/MHz. If $G_{TX} > 23$ dBi, then $P_{Out} = 17 - (G_{TX} - 23)$.
	<ul style="list-style-type: none"> ▪ Mobile or Portable Client: the peak power spectral density (PPSD) ≤ 11 dBm/MHz. If $G_{TX} > 6$ dBi, then $PPSD = 11 - (G_{TX} - 6)$.
<input checked="" type="checkbox"/> For the 5.25-5.35 GHz band, the peak power spectral density (PPSD) ≤ 11 dBm/MHz. If $G_{TX} > 6$ dBi, then $PPSD = 11 - (G_{TX} - 6)$.	
<input checked="" type="checkbox"/> For the 5.47-5.725 GHz band, the peak power spectral density (PPSD) ≤ 11 dBm/MHz. If $G_{TX} > 6$ dBi, then $PPSD = 11 - (G_{TX} - 6)$.	
<input checked="" type="checkbox"/> For the 5.725-5.85 GHz band:	
	<ul style="list-style-type: none"> ▪ Point-to-multipoint systems (P2M): the peak power spectral density (PPSD) ≤ 30 dBm/500kHz. If $G_{TX} > 6$ dBi, then $PPSD = 30 - (G_{TX} - 6)$.
	<ul style="list-style-type: none"> ▪ Point-to-point systems (P2P): the peak power spectral density (PPSD) ≤ 30 dBm/500kHz.
<p>PPSD = peak power spectral density that he same method as used to determine the conducted output power shall be used to determine the power spectral density. And power spectral density in dBm/MHz G_{TX} = the maximum transmitting antenna directional gain in dBi.</p>	

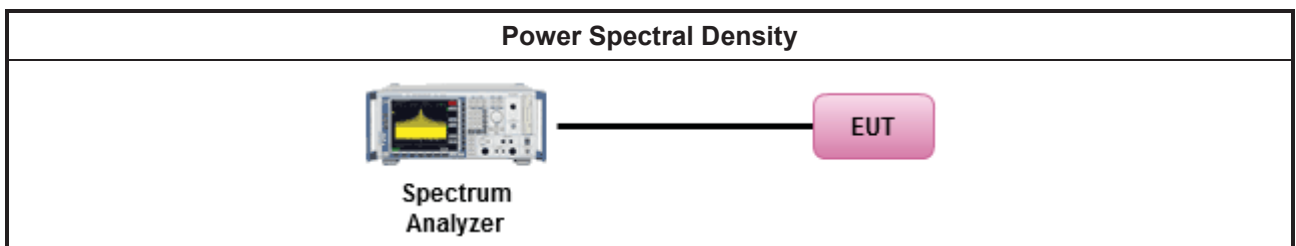
3.3.2 Measuring Instruments

Refer a test equipment and calibration data table in this test report.

3.3.3 Test Procedures

Test Method	
<ul style="list-style-type: none"> Peak power spectral density procedures that the same method as used to determine the conducted output power shall be used to determine the peak power spectral density and use the peak search function on the spectrum analyzer to find the peak of the spectrum. For the peak power spectral density shall be measured using below options: 	
<input type="checkbox"/>	Refer as KDB 789033, F)5) power spectral density can be measured using resolution bandwidths < 1 MHz provided that the results are integrated over 1 MHz bandwidth Duty cycle ≥ 98%
<input type="checkbox"/>	Refer as KDB 789033, clause E Method SA-2 (spectral trace averaging). Duty cycle < 98%
<input checked="" type="checkbox"/>	Refer as KDB 789033, clause E Method SA-2 Alt. (RMS detection with slow sweep speed)
<ul style="list-style-type: none"> For conducted measurement. 	
<ul style="list-style-type: none"> If the EUT supports multiple transmit chains using options given below: <ul style="list-style-type: none"> Measure and sum the spectra across the outputs. Refer as KDB 662911, In-band power spectral density (PSD). Sample all transmit ports simultaneously using a spectrum analyzer for each transmit port. Where the trace bin-by-bin of each transmit port summing can be performed. (i.e., in the first spectral bin of output 1 is summed with that in the first spectral bin of output 2 and that from the first spectral bin of output 3, and so on up to the NTX output to obtain the value for the first frequency bin of the summed spectrum.). Add up the amplitude (power) values for the different transmit chains and use this as the new data trace. If multiple transmit chains, EIRP PPSD calculation could be following as methods: $PPSD_{total} = PPSD_1 + PPSD_2 + \dots + PPSD_n$ (calculated in linear unit [mW] and transfer to log unit [dBm]) $EIRP_{total} = PPSD_{total} + DG$ 	

3.3.4 Test Setup



3.3.5 Test Result of Peak Power Spectral Density

Refer as Appendix C

3.4 Unwanted Emissions

3.4.1 Transmitter Radiated Unwanted Emissions Limit

Unwanted emissions below 1 GHz and restricted band emissions above 1GHz limit			
Frequency Range (MHz)	Field Strength (uV/m)	Field Strength (dBuV/m)	Measure Distance (m)
0.009~0.490	2400/F(kHz)	48.5 - 13.8	300
0.490~1.705	24000/F(kHz)	33.8 - 23	30
1.705~30.0	30	29	30
30~88	100	40	3
88~216	150	43.5	3
216~960	200	46	3
Above 960	500	54	3

Note 1: Test distance for frequencies at or above 30 MHz, measurements may be performed at a distance other than the limit distance provided they are not performed in the near field and the emissions to be measured can be detected by the measurement equipment. When performing measurements at a distance other than that specified, the results shall be extrapolated to the specified distance using an extrapolation factor of 20 dB/decade (inverse of linear distance for field-strength measurements, inverse of linear distance-squared for power-density measurements).

Note 2: Test distance for frequencies at below 30 MHz, measurements may be performed at a distance closer than the EUT limit distance; however, an attempt should be made to avoid making measurements in the near field. When performing measurements below 30 MHz at a closer distance than the limit distance, the results shall be extrapolated to the specified distance by either making measurements at a minimum of two or more distances on at least one radial to determine the proper extrapolation factor or by using the square of an inverse linear distance extrapolation factor (40 dB/decade). The test report shall specify the extrapolation method used to determine compliance of the EUT.

Note 3: Using the distance of 1m during the test for above 18 GHz, and the test value to correct for the distance factor at 3m.

Un-restricted band emissions above 1GHz Limit	
Operating Band	Limit
5.15 - 5.25 GHz	e.i.r.p. -27 dBm [68.2 dBuV/m@3m]
5.25 - 5.35 GHz	e.i.r.p. -27 dBm [68.2 dBuV/m@3m]
5.47 - 5.725 GHz	e.i.r.p. -27 dBm [68.2 dBuV/m@3m]
5.725 - 5.85 GHz	5.650-5700 GHz: e.i.r.p. -27 ~ 10 dBm [68.2 ~ 105.2 dBuV/m@3m] 5.700-5720 GHz: e.i.r.p. 10 ~ 15.6 dBm [105.2 ~ 110.8 dBuV/m@3m] 5.720-5725 GHz: e.i.r.p. 15.6 ~ 27 dBm [110.8 ~ 122.2 dBuV/m@3m] 5.850-5.855 GHz: e.i.r.p. 27 ~ 15.6 dBm [122.2 ~ 110.8 dBuV/m@3m] 5.855-5.875 GHz: e.i.r.p. 15.6 ~ 10 dBm [110.8 ~ 105.2 dBuV/m@3m] 5.875-5.925 GHz: e.i.r.p. 10 ~ -27 dBm [105.2 ~ 68.2dBuV/m@3m] Other un-restricted band: e.i.r.p. -27 dBm [68.2 dBuV/m@3m]

Note 1: Measurements may be performed at a distance other than the limit distance provided they are not performed in the near field and the emissions to be measured can be detected by the measurement equipment. When performing measurements at a distance other than that specified, the results shall be extrapolated to the specified distance using an extrapolation factor of 20 dB/decade (inverse of linear distance for field-strength measurements, inverse of linear distance-squared for power-density measurements).



3.4.2 Measuring Instruments

Refer a test equipment and calibration data table in this test report.

3.4.3 Test Procedures

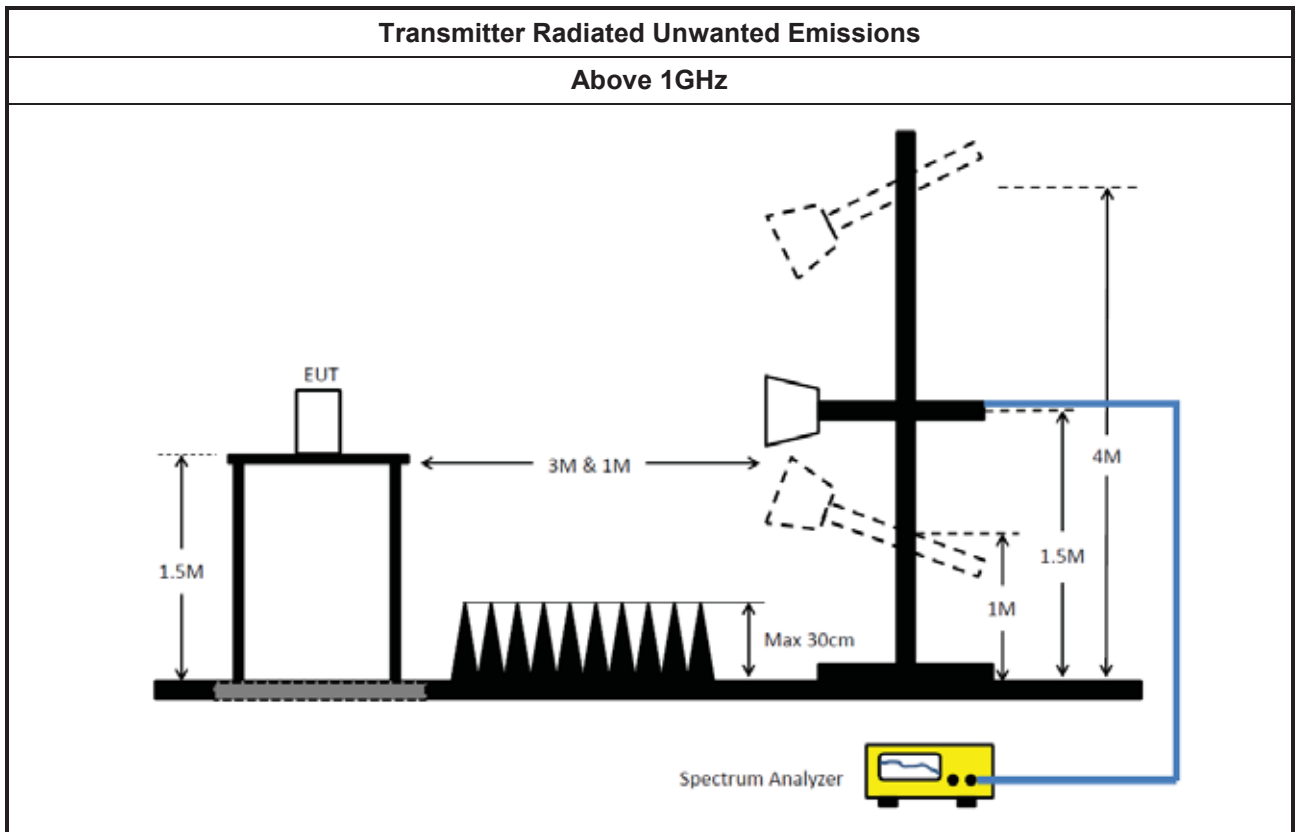
Test Method	
<ul style="list-style-type: none"> Measurements may be performed at a distance other than the limit distance provided they are not performed in the near field and the emissions to be measured can be detected by the measurement equipment. Measurements shall not be performed at a distance greater than 30 m for frequencies above 30 MHz, unless it can be further demonstrated that measurements at a distance of 30 m or less are impractical. When performing measurements at a distance other than that specified, the results shall be extrapolated to the specified distance using an extrapolation factor of 20 dB/decade (inverse of linear distance for field-strength measurements, inverse of linear distance-squared for power-density measurements). 	
<ul style="list-style-type: none"> The average emission levels shall be measured in [duty cycle ≥ 98 or duty factor]. 	
<ul style="list-style-type: none"> For the transmitter unwanted emissions shall be measured using following options below: <ul style="list-style-type: none"> Refer as KDB 789033, clause G)2) for unwanted emissions into non-restricted bands. Refer as KDB 789033, clause G)1) for unwanted emissions into restricted bands. <input checked="" type="checkbox"/> Refer as KDB 789033, G)6) Method VB (ANSI C63.10, clause 4.1.4.2.3), Reduced VBW. <input checked="" type="checkbox"/> Refer as KDB 789033, clause G)5) (ANSI C63.10, clause 4.1.4.2.2), measurement procedure peak limit. 	
<ul style="list-style-type: none"> For radiated measurement. <ul style="list-style-type: none"> Refer as ANSI C63.10, clause 6.4 for radiated emissions below 30 MHz and test distance is 3m. Refer as ANSI C63.10, clause 6.5 for radiated emissions 30 MHz to 1 GHz and test distance is 3m. Refer as ANSI C63.10, clause 6.6 for radiated emissions above 1GHz. 	
<ul style="list-style-type: none"> The any unwanted emissions level shall not exceed the fundamental emission level. 	
<ul style="list-style-type: none"> All amplitude of spurious emissions that are attenuated by more than 20 dB below the permissible value has no need to be reported. 	

3.4.4 Measurement Results Calculation

The measured Level is calculated using:

Corrected Reading: Raw(Read Level) + AF(Antenna Factor) + CL(Cable Loss) - PA(Preamplifier Factor)

3.4.5 Test Setup



3.4.6 Test Result of Transmitter Unwanted Emissions

Refer as Appendix D



4 Test Equipment and Calibration Data

Instrument for Conducted Test - Radio 2, Radio 2+3

Instrument	Manufacturer /Brand	Model No.	Serial No.	Spec.	Calibration Date	Calibration Due Date
Signal Analyzer	R&S	FSV 40	101515	9kHz~40GHz	14/Feb/2023	13/Feb/2024
SMB100A Signal Generator	R&S	SMB100A	181147	100kHz~40GHz	21/Oct/2022	20/Oct/2023
Pulse Sensor	Anritsu	MA2411B	1339407	300MHz~40GHz	14/Dec/2022	13/Dec/2023
Power Meter	Anritsu	ML2495A	1517010	300MHz~40GHz	14/Dec/2022	13/Dec/2023
SENSE-15407_NII	Sporton	V5.11.12	N/A	N/A	N/A	N/A

Instrument for Conducted Test - Radio 3

Instrument	Manufacturer /Brand	Model No.	Serial No.	Spec.	Calibration Date	Calibration Due Date
Signal Analyzer	R&S	FSV 40	101515	9kHz~40GHz	14/Feb/2023	13/Feb/2024
SMB100A Signal Generator	R&S	SMB100A	181147	100kHz~40GHz	21/Oct/2022	20/Oct/2023
Pulse Sensor	Anritsu	MA2411B	1339407	300MHz~40GHz	14/Dec/2022	13/Dec/2023
Power Meter	Anritsu	ML2495A	1517010	300MHz~40GHz	14/Dec/2022	13/Dec/2023
SENSE-15407_NII	Sporton	V5.11.10	N/A	N/A	N/A	N/A

Instrument for Radiated Test - Radio 2 (03CH02-HY)

Instrument	Manufacturer /Brand	Model No.	Serial No.	Spec.	Calibration Date	Calibration Due Date
3m Semi Anechoic Chamber	SIDT FRANKONIA	SAC-3M	03CH02-HY	1GHz~18GHz 3m	28/Jul/2023	27/Jul/2024
Signal Analyzer	R&S	FSP 40	100305	9kHz~40GHz	25/Mar/2023	24/Mar/2024
Double Ridged Guide Horn Antenna	SCHWARZBECK	BBHA 9120 D	1534	1GHz~18GHz	23/Mar/2023	22/Mar/2024
RF Cable-R03m	HUBER+SUHNER	SUCOFLEX104	03CH02-cable-01	1GHz~40GHz	10/Feb/2023	09/Feb/2024
Broadband Horn Antenna	SCHWARZBECK	BBHA 9170	BBHA 9170221	15GHz~40GHz	25/Mar/2023	24/Mar/2024
Microwave Pre-amplifier	Agilent	8449B	3008A02373	1GHz~26.5GHz	02/Nov/2022	01/Nov/2023
Microwave Pre-amplifier	EMC INSTRUMENTS	EM18G40G	060604	18GHz ~ 40GHz	16/Mar/2023	15/Mar/2024
SENSE-15407_NII	Sporton	V5.11.11	N/A	N/A	N/A	N/A



Instrument for Radiated Test - Radio 3 (03CH03-HY)

Instrument	Manufacturer /Brand	Model No.	Serial No.	Spec.	Calibration Date	Calibration Due Date
3m Semi Anechoic Chamber	SIDT FRANKONIA	SAC-3M	03CH03-HY	1GHz~18GHz 3m	28/Jul/2023	27/Jul/2024
Signal Analyzer	R&S	FSV40	101500	10Hz~40GHz	26/Oct/2022	25/Oct/2023
Double Ridged Guide Horn Antenna	SCHWARZBECK	BBHA 9120 D	02267	1GHz~18GHz	27/Sep/2022	26/Sep/2023
RF CABLE 5+6m	HUBER+SUHNER	SUOFLEX 104	03CH03-cable-01	1GHz~40GHz	29/Jun/2023	28/Jun/2024
Broadband Horn Antenna	SCHWARZBECK	BBHA 9170	BBHA 9170221	15GHz~40GHz	25/Mar/2023	24/Mar/2024
Microwave Prempplier	Agilent	8449B	3008A02326	1GHz~26.5GHz	26/Jul/2023	25/Jul/2024
Microwave Prempplier	EMC INSTRUMENTS	EM18G40G	060604	18GHz ~ 40GHz	16/Mar/2023	15/Mar/2024
SENSE-15407-NII	Sporton	V5.11.12	NA	NA	NA	NA

Instrument for Radiated Test - Radio 2+3 (03CH02-HY)

Instrument	Manufacturer /Brand	Model No.	Serial No.	Spec.	Calibration Date	Calibration Due Date
3m Semi Anechoic Chamber	SIDT FRANKONIA	SAC-3M	03CH02-HY	1GHz~18GHz 3m	28/Jul/2023	27/Jul/2024
Signal Analyzer	R&S	FSP 40	100305	9kHz~40GHz	25/Mar/2023	24/Mar/2024
Double Ridged Guide Horn Antenna	SCHWARZBECK	BBHA 9120 D	1534	1GHz~18GHz	23/Mar/2023	22/Mar/2024
RF Cable-R03m	HUBER+SUHNER	SUCOFLEX104	03CH02-cable-01	1GHz~40GHz	10/Feb/2023	09/Feb/2024
Broadband Horn Antenna	SCHWARZBECK	BBHA 9170	BBHA 9170221	15GHz~40GHz	25/Mar/2023	24/Mar/2024
Microwave Preampplier	Agilent	8449B	3008A02373	1GHz~26.5GHz	02/Nov/2022	01/Nov/2023
Microwave Preampplier	EMC INSTRUMENTS	EM18G40G	060604	18GHz ~ 40GHz	16/Mar/2023	15/Mar/2024
SENSE-15407_NII	Sporton	V5.11.11	N/A	N/A	N/A	N/A



Summary

Mode	Max-N dB (Hz)	Max-OBW (Hz)	ITU-Code	Min-N dB (Hz)	Min-OBW (Hz)
5.25-5.35GHz	-	-	-	-	-
802.11a_Nss1,(6Mbps)_2TX	20.35M	16.426M	16M4D1D	19.58M	16.36M
802.11ax HEW20_Nss1,(MCS0)_2TX	20.955M	19.04M	19M0D1D	19.8M	18.916M
802.11ax HEW40_Nss1,(MCS0)_2TX	39.93M	37.731M	37M7D1D	39.38M	37.631M
802.11ax HEW80_Nss1,(MCS0)_2TX	79.42M	77.061M	77M1D1D	78.98M	76.962M
5.47-5.725GHz	-	-	-	-	-
802.11a_Nss1,(6Mbps)_2TX	20.075M	16.47M	16M5D1D	14.445M	13.208M
802.11ax HEW20_Nss1,(MCS0)_2TX	21.395M	18.941M	18M9D1D	15.375M	14.393M
802.11ax HEW40_Nss1,(MCS0)_2TX	40.48M	37.681M	37M7D1D	34.685M	33.758M
802.11ax HEW80_Nss1,(MCS0)_2TX	79.64M	77.161M	77M2D1D	74.625M	73.013M
5.725-5.85GHz	-	-	-	-	-
802.11a_Nss1,(6Mbps)_2TX	3.24M	3.518M	3M5D1D	3.18M	3.478M
802.11ax HEW20_Nss1,(MCS0)_2TX	4.52M	4.578M	4M58D1D	4.52M	4.538M
802.11ax HEW40_Nss1,(MCS0)_2TX	4.06M	4.098M	4M10D1D	4.02M	4.078M
802.11ax HEW80_Nss1,(MCS0)_2TX	4.1M	4.118M	4M12D1D	4.04M	4.098M

Max-N dB = Maximum 6dB down bandwidth for 5.725-5.85GHz band / Maximum 26dB down bandwidth for other band;
 Max-OBW = Maximum 99% occupied bandwidth;
 Min-N dB = Minimum 6dB down bandwidth for 5.725-5.85GHz band / Maximum 26dB down bandwidth for other band;
 Min-OBW = Minimum 99% occupied bandwidth



Result

Mode	Result	Limit (Hz)	Port 1-N dB (Hz)	Port 1-OBW (Hz)	Port 2-N dB (Hz)	Port 2-OBW (Hz)
802.11a_Nss1,(6Mbps)_2TX	-	-	-	-	-	-
5260MHz	Pass	Inf	19.58M	16.382M	19.855M	16.382M
5300MHz	Pass	Inf	20.13M	16.404M	20.35M	16.404M
5320MHz	Pass	Inf	19.855M	16.426M	20.075M	16.36M
5500MHz	Pass	Inf	19.58M	16.382M	19.25M	16.404M
5580MHz	Pass	Inf	20.075M	16.404M	19.525M	16.47M
5700MHz	Pass	Inf	19.69M	16.426M	19.635M	16.382M
5720MHz Straddle 5.47-5.725GHz	Pass	Inf	14.475M	13.208M	14.445M	13.208M
5720MHz Straddle 5.725-5.85GHz	Pass	500k	3.24M	3.518M	3.18M	3.478M
802.11ax HEW20_Nss1,(MCS0)_2TX	-	-	-	-	-	-
5260MHz	Pass	Inf	19.8M	18.916M	20.295M	18.941M
5300MHz	Pass	Inf	20.955M	18.916M	20.405M	18.941M
5320MHz	Pass	Inf	20.79M	18.916M	20.735M	19.04M
5500MHz	Pass	Inf	21.175M	18.941M	21.175M	18.866M
5580MHz	Pass	Inf	19.965M	18.791M	20.405M	18.941M
5700MHz	Pass	Inf	20.02M	18.941M	21.395M	18.816M
5720MHz Straddle 5.47-5.725GHz	Pass	Inf	15.375M	14.423M	15.585M	14.393M
5720MHz Straddle 5.725-5.85GHz	Pass	500k	4.52M	4.538M	4.52M	4.578M
802.11ax HEW40_Nss1,(MCS0)_2TX	-	-	-	-	-	-
5270MHz	Pass	Inf	39.93M	37.631M	39.49M	37.631M
5310MHz	Pass	Inf	39.38M	37.731M	39.82M	37.731M
5510MHz	Pass	Inf	39.93M	37.681M	39.27M	37.531M
5550MHz	Pass	Inf	39.71M	37.681M	40.48M	37.631M
5670MHz	Pass	Inf	39.71M	37.631M	39.49M	37.681M
5710MHz Straddle 5.47-5.725GHz	Pass	Inf	35.455M	33.758M	34.685M	33.793M
5710MHz Straddle 5.725-5.85GHz	Pass	500k	4.06M	4.098M	4.02M	4.078M
802.11ax HEW80_Nss1,(MCS0)_2TX	-	-	-	-	-	-
5290MHz	Pass	Inf	79.42M	77.061M	78.98M	76.962M
5530MHz	Pass	Inf	79.2M	77.061M	78.54M	77.061M
5610MHz	Pass	Inf	79.64M	77.161M	79.2M	76.962M
5690MHz Straddle 5.47-5.725GHz	Pass	Inf	74.625M	73.013M	74.85M	73.313M
5690MHz Straddle 5.725-5.85GHz	Pass	500k	4.04M	4.098M	4.1M	4.118M

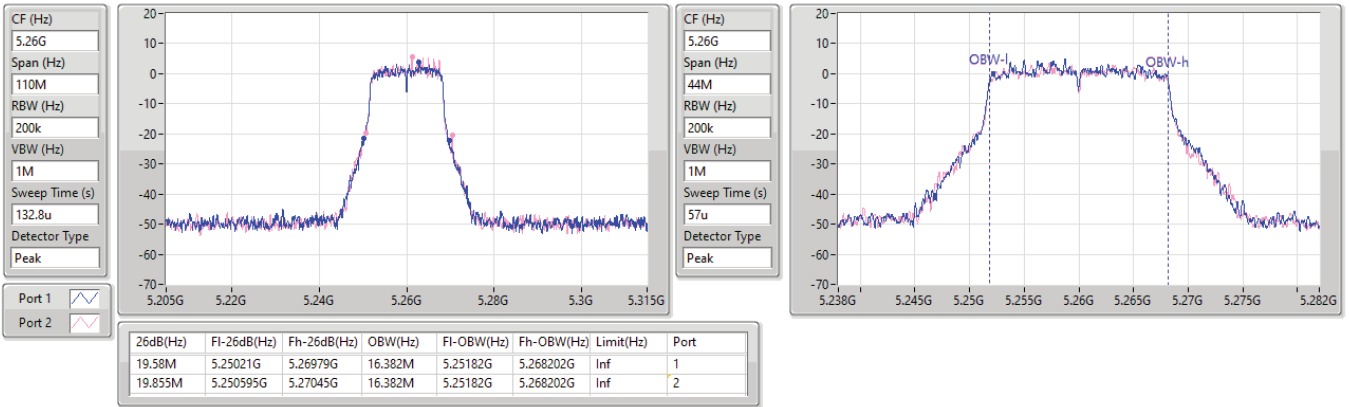
Port X-N dB = Port X 6dB down bandwidth for 5.725-5.85GHz band / 26dB down bandwidth for other band
 Port X-OBW = Port X 99% occupied bandwidth

5.25-5.35GHz_802.11a_Nss1,(6Mbps)_2TX

EBW

5260MHz

07/09/2023

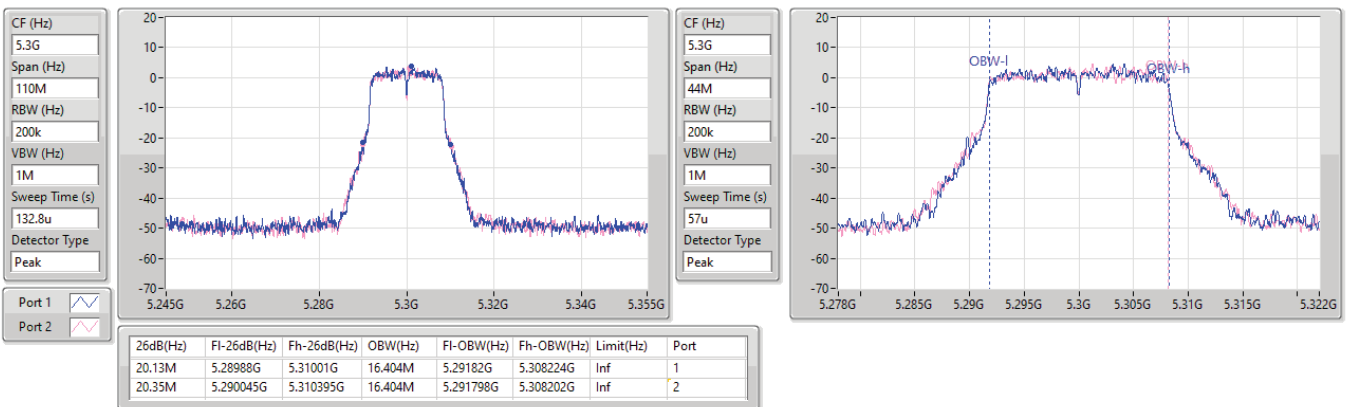


5.25-5.35GHz_802.11a_Nss1,(6Mbps)_2TX

EBW

5300MHz

07/09/2023

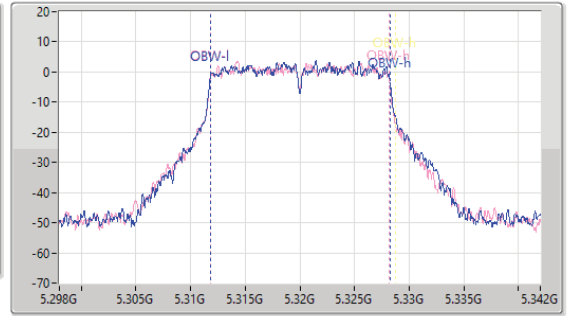
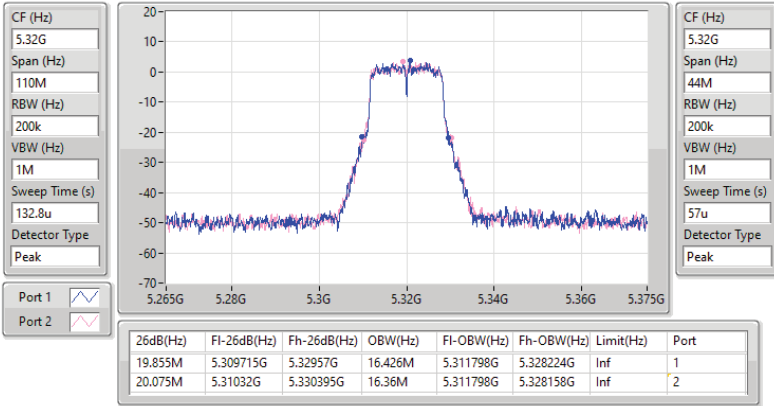


5.25-5.35GHz_802.11a_Nss1,(6Mbps)_2TX

EBW

5320MHz

07/09/2023

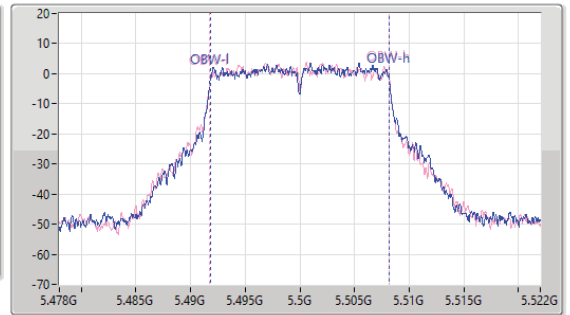
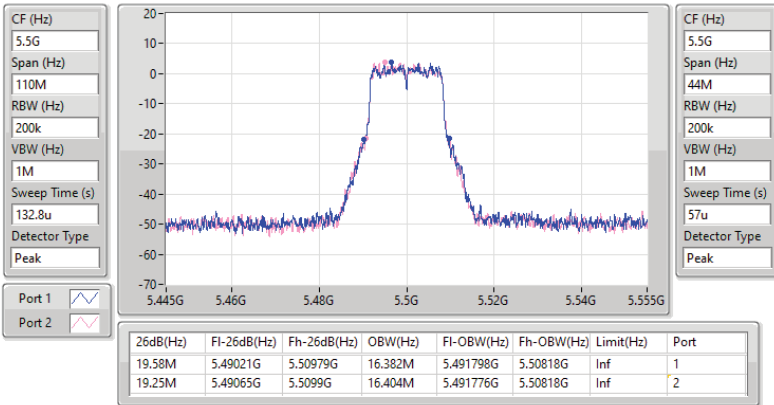


5.47-5.725GHz_802.11a_Nss1,(6Mbps)_2TX

EBW

5500MHz

07/09/2023

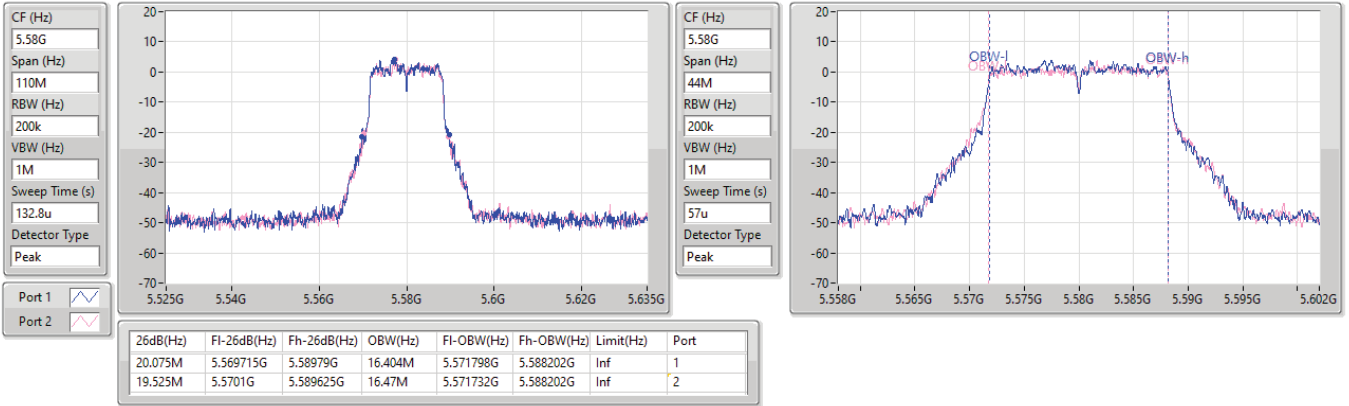


5.47-5.725GHz_802.11a_Nss1,(6Mbps)_2TX

EBW

5580MHz

07/09/2023

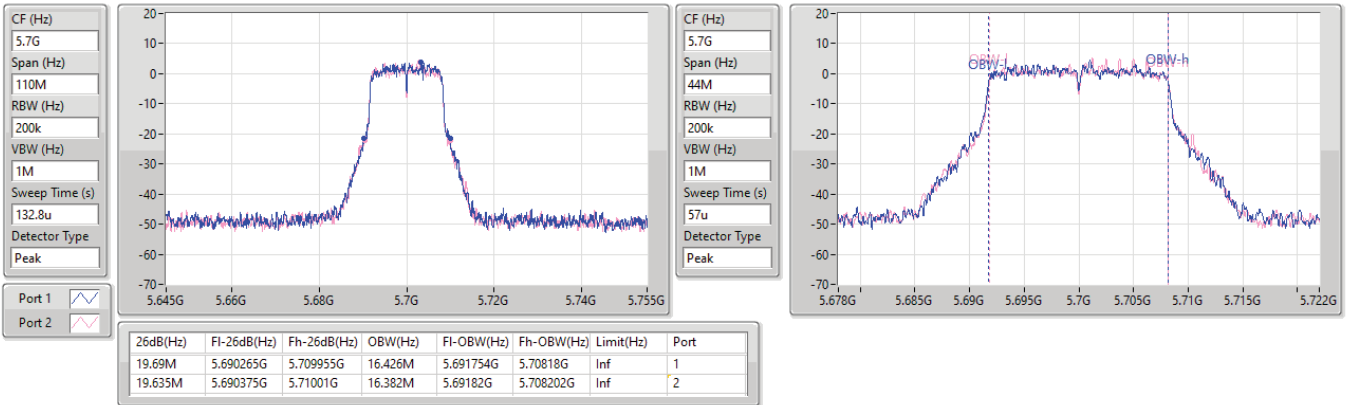


5.47-5.725GHz_802.11a_Nss1,(6Mbps)_2TX

EBW

5700MHz

07/09/2023

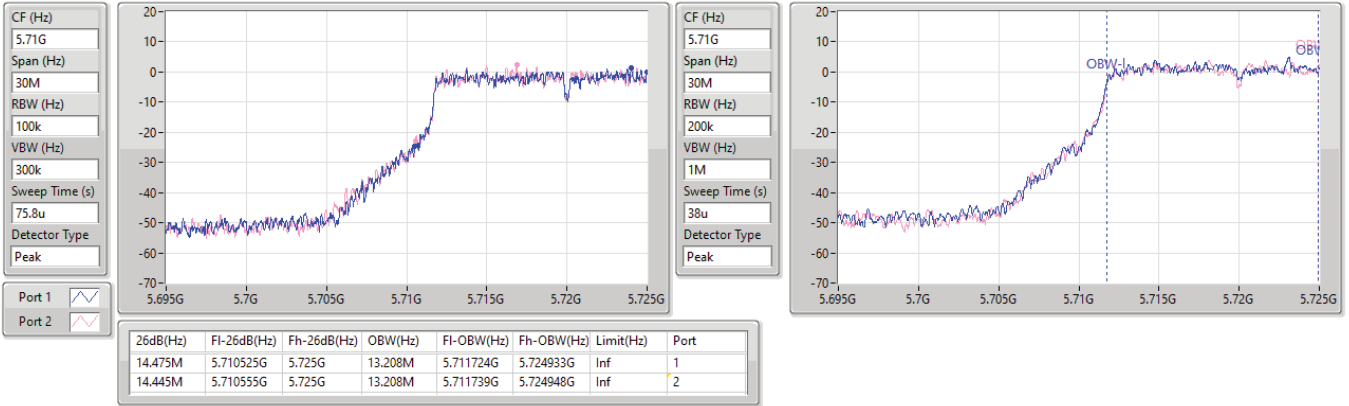


5.47-5.725GHz_802.11a_Nss1,(6Mbps)_2TX

EBW

5720MHz Straddle 5.47-5.725GHz

07/09/2023

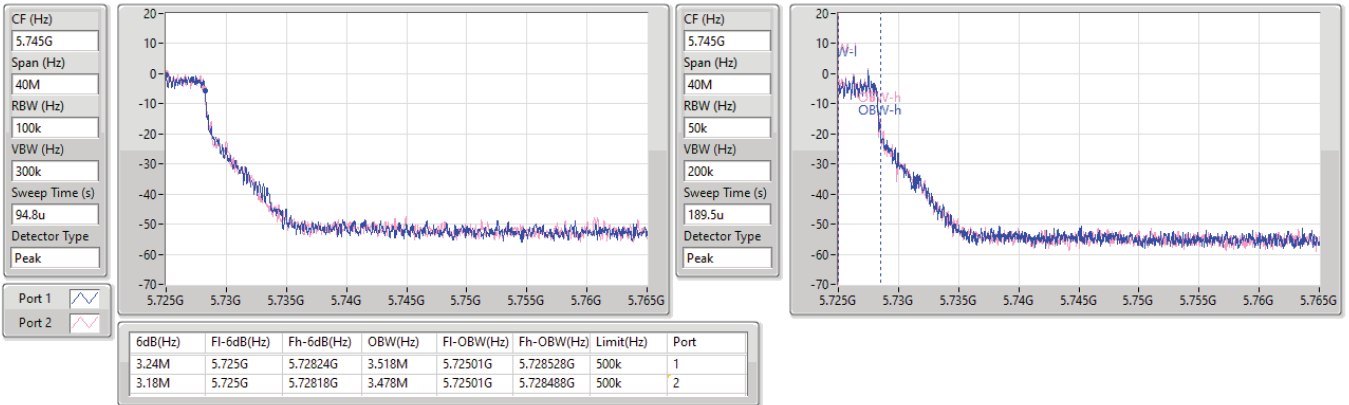


5.725-5.85GHz_802.11a_Nss1,(6Mbps)_2TX

EBW

5720MHz Straddle 5.725-5.85GHz

07/09/2023



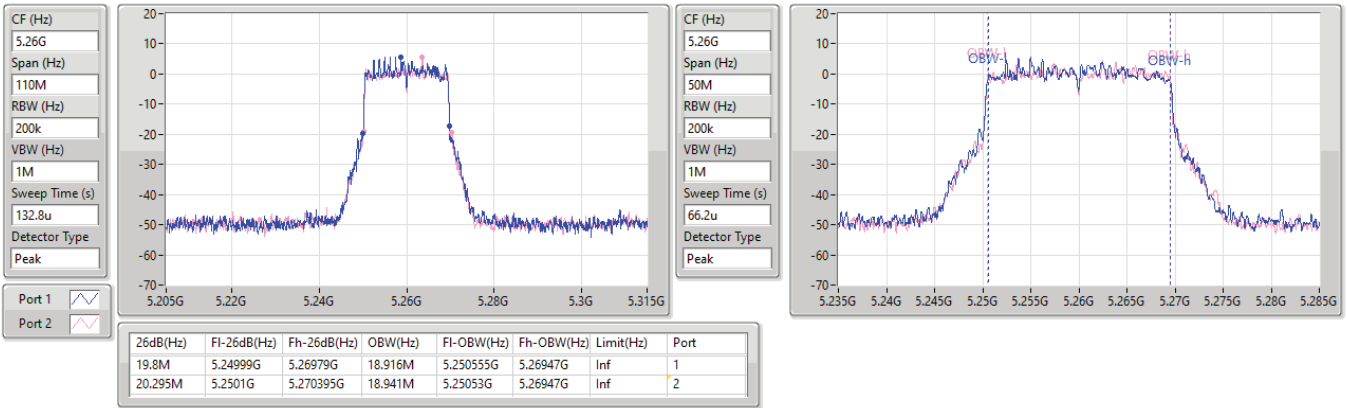


5.25-5.35GHz_802.11ax_HEW20_Nss1,(MCS0)_2TX

EBW

5260MHz

07/09/2023

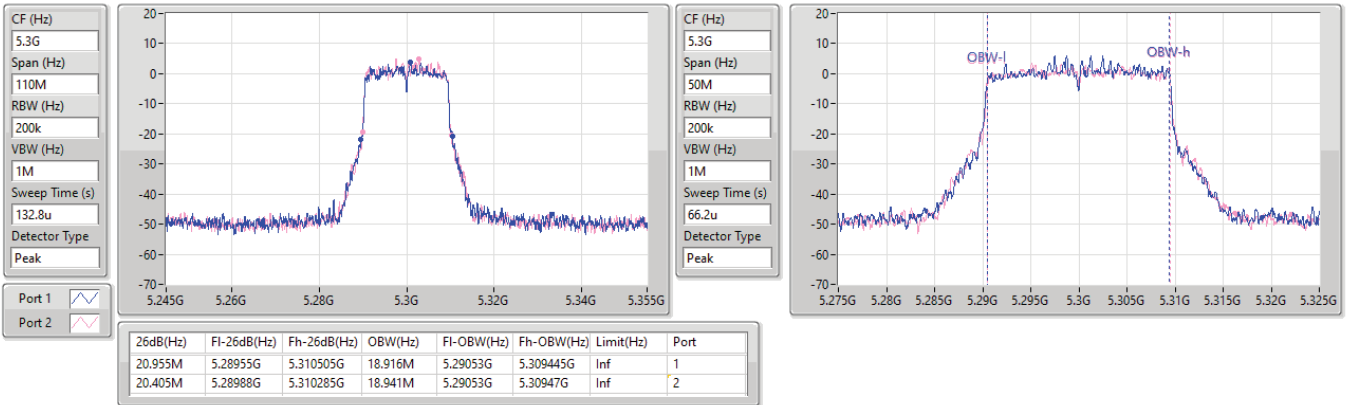


5.25-5.35GHz_802.11ax_HEW20_Nss1,(MCS0)_2TX

EBW

5300MHz

07/09/2023



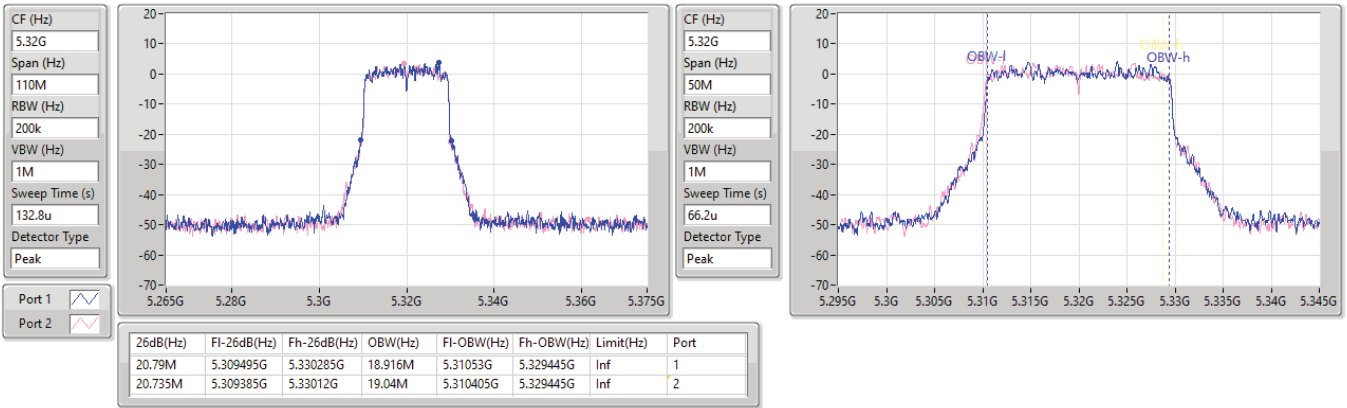


5.25-5.35GHz_802.11ax_HEW20_Nss1,(MCS0)_2TX

EBW

5320MHz

07/09/2023

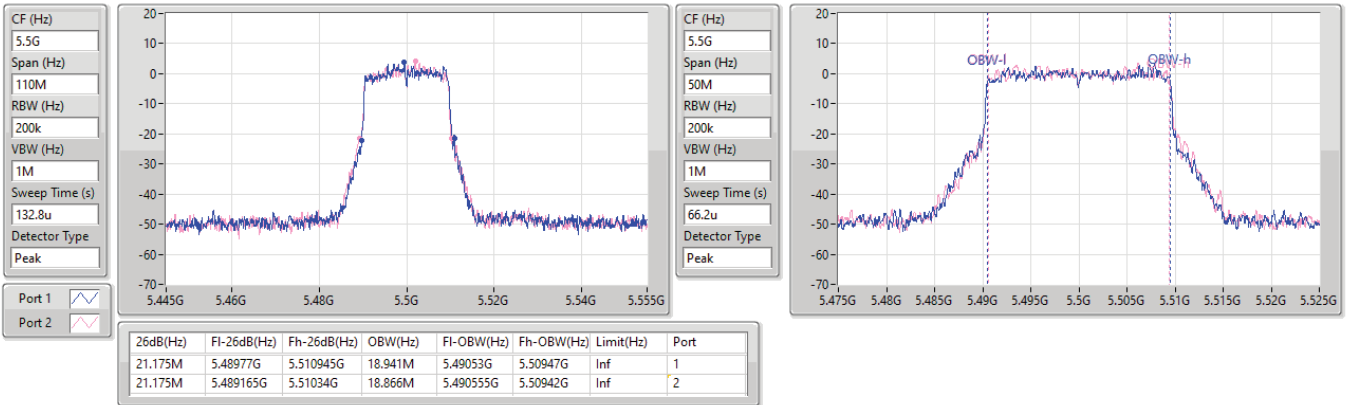


5.47-5.725GHz_802.11ax_HEW20_Nss1,(MCS0)_2TX

EBW

5500MHz

07/09/2023

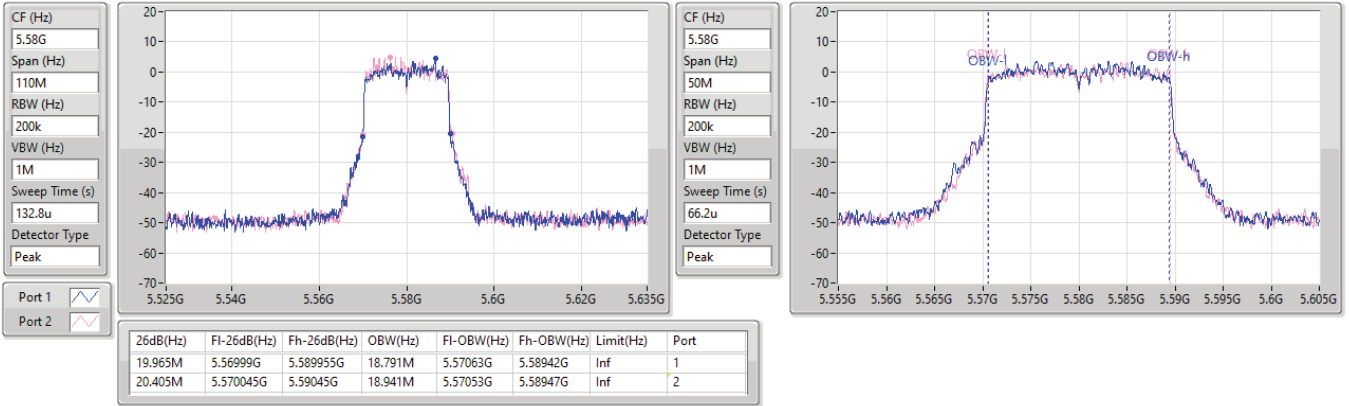


5.47-5.725GHz_802.11ax HEW20_Nss1,(MCS0)_2TX

EBW

5580MHz

07/09/2023

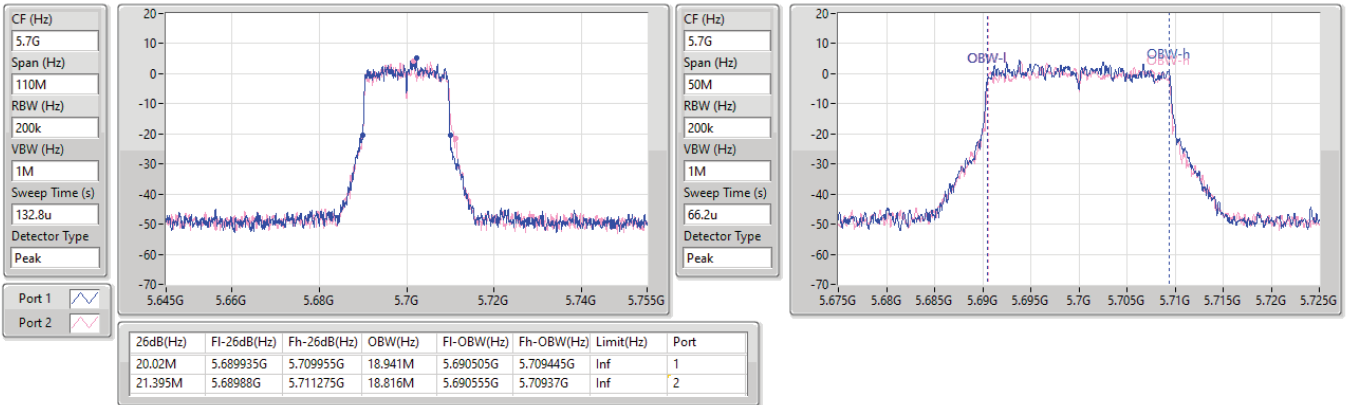


5.47-5.725GHz_802.11ax HEW20_Nss1,(MCS0)_2TX

EBW

5700MHz

07/09/2023



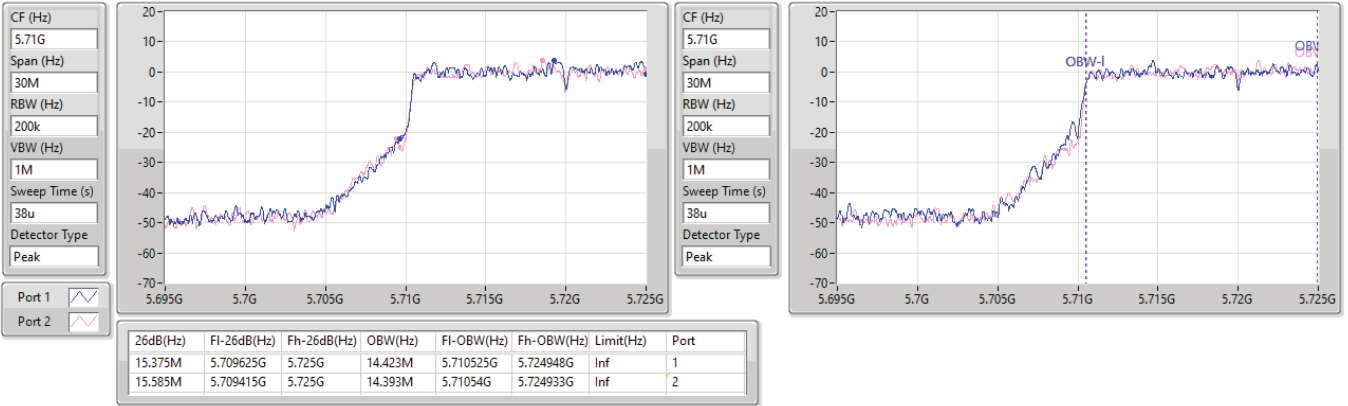


5.47-5.725GHz_802.11ax HEW20_Nss1,(MCS0)_2TX

EBW

5720MHz Straddle 5.47-5.725GHz

07/09/2023

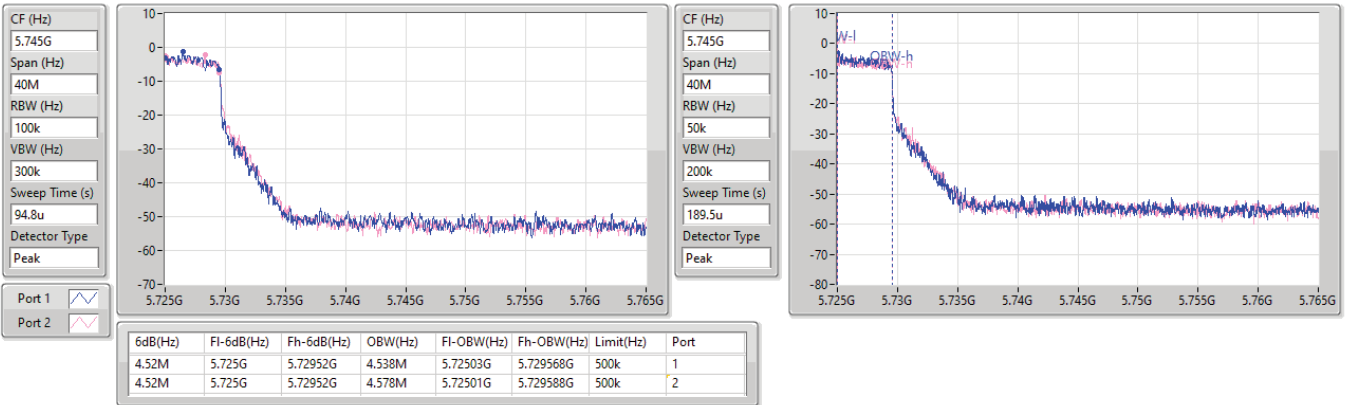


5.725-5.85GHz_802.11ax HEW20_Nss1,(MCS0)_2TX

EBW

5720MHz Straddle 5.725-5.85GHz

07/09/2023

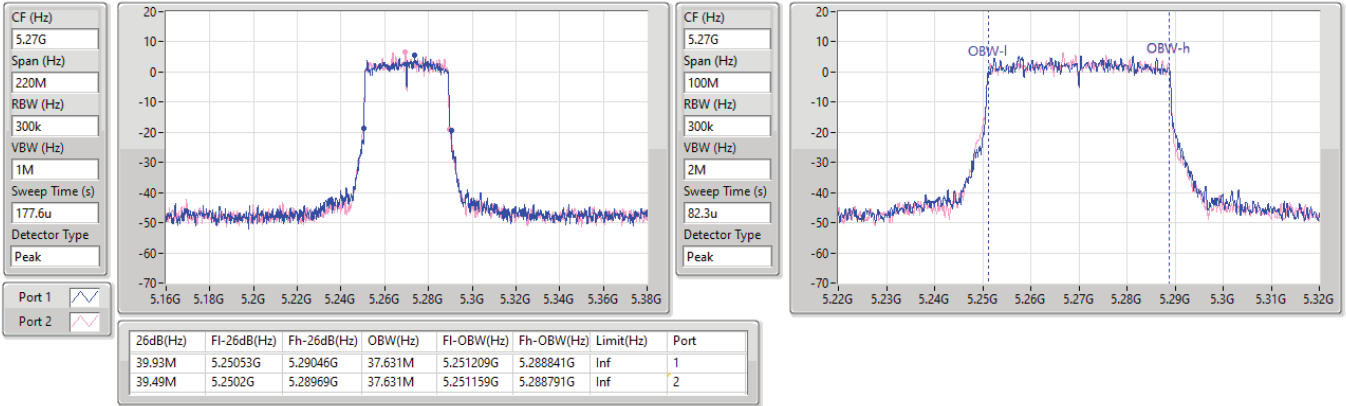


5.25-5.35GHz_802.11ax_HEW40_Nss1,(MCS0)_2TX

EBW

5270MHz

07/09/2023

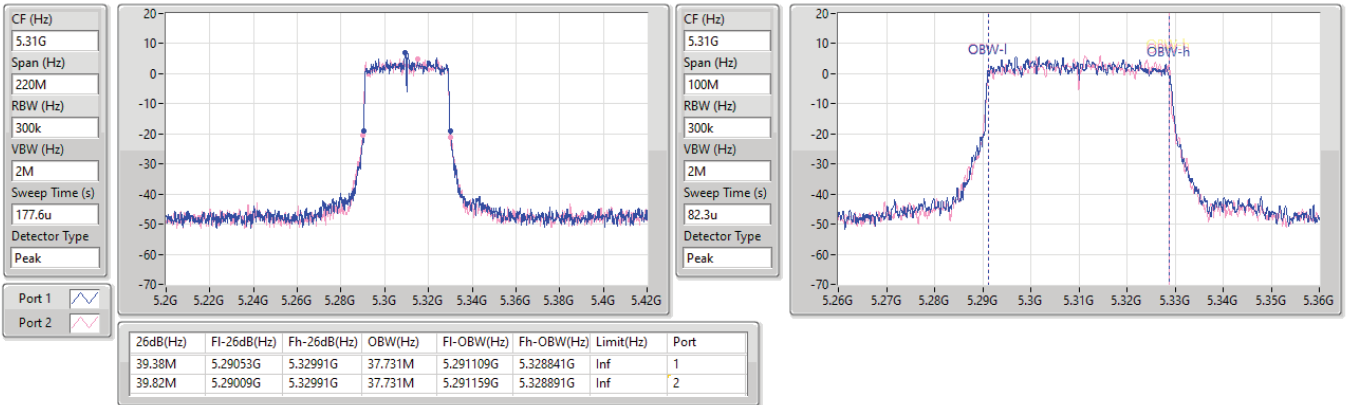


5.25-5.35GHz_802.11ax_HEW40_Nss1,(MCS0)_2TX

EBW

5310MHz

07/09/2023

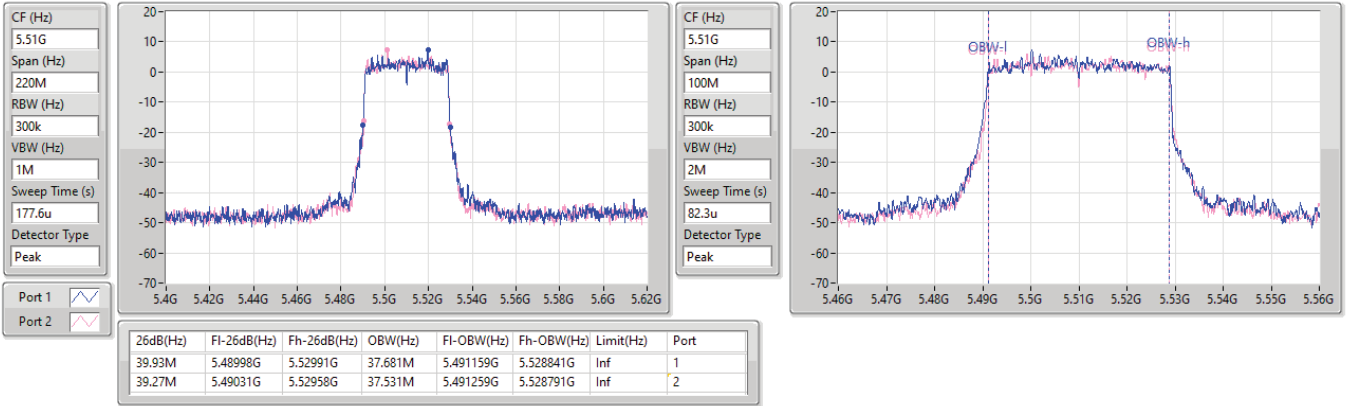


5.47-5.725GHz_802.11ax HEW40_Nss1,(MCS0)_2TX

EBW

5510MHz

07/09/2023

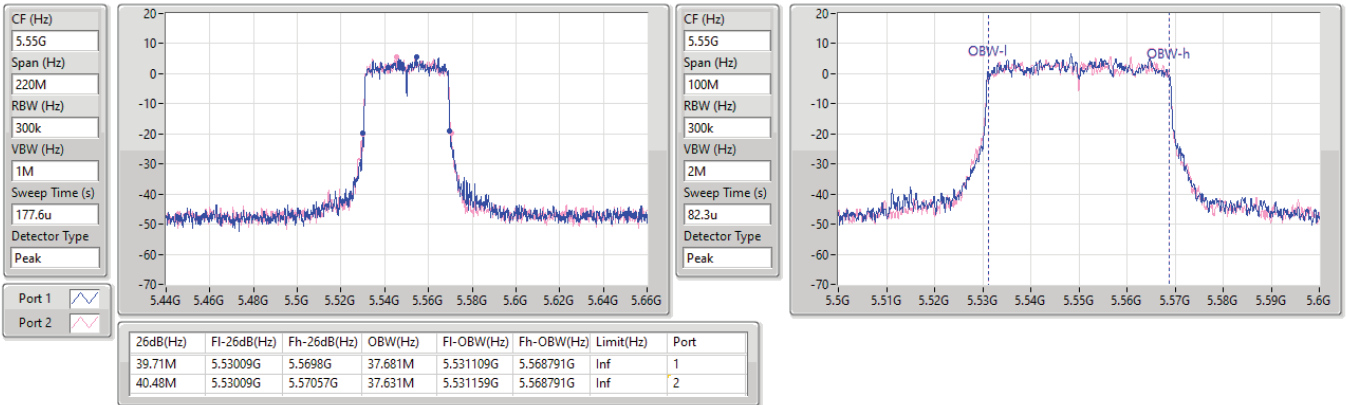


5.47-5.725GHz_802.11ax HEW40_Nss1,(MCS0)_2TX

EBW

5550MHz

07/09/2023



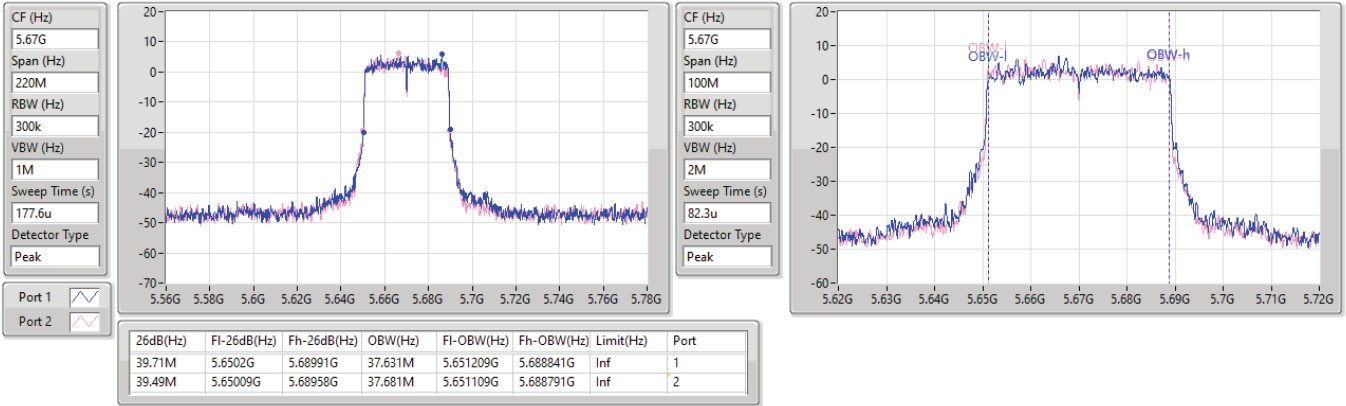


5.47-5.725GHz_802.11ax HEW40_Nss1,(MCS0)_2TX

EBW

5670MHz

07/09/2023

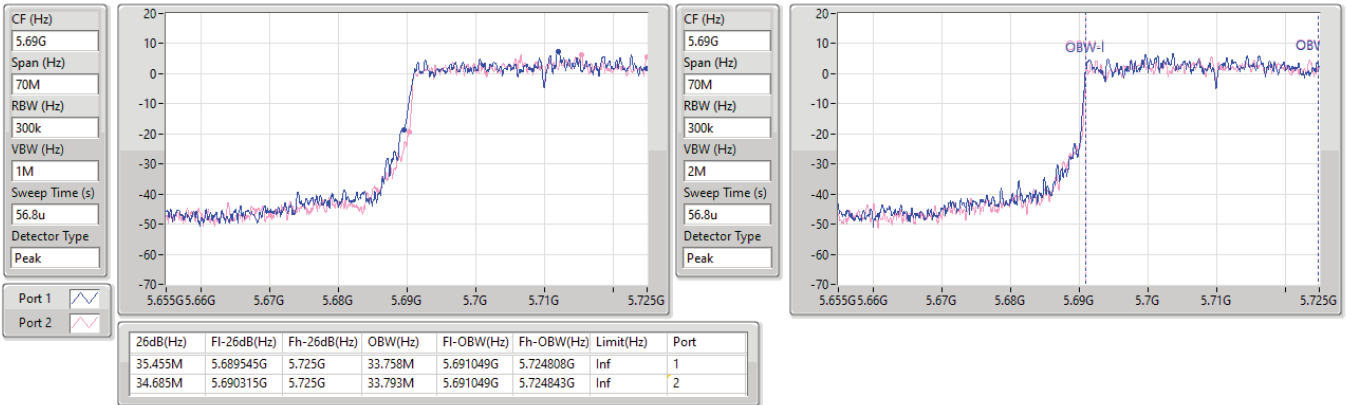


5.47-5.725GHz_802.11ax HEW40_Nss1,(MCS0)_2TX

EBW

5710MHz Straddle 5.47-5.725GHz

07/09/2023

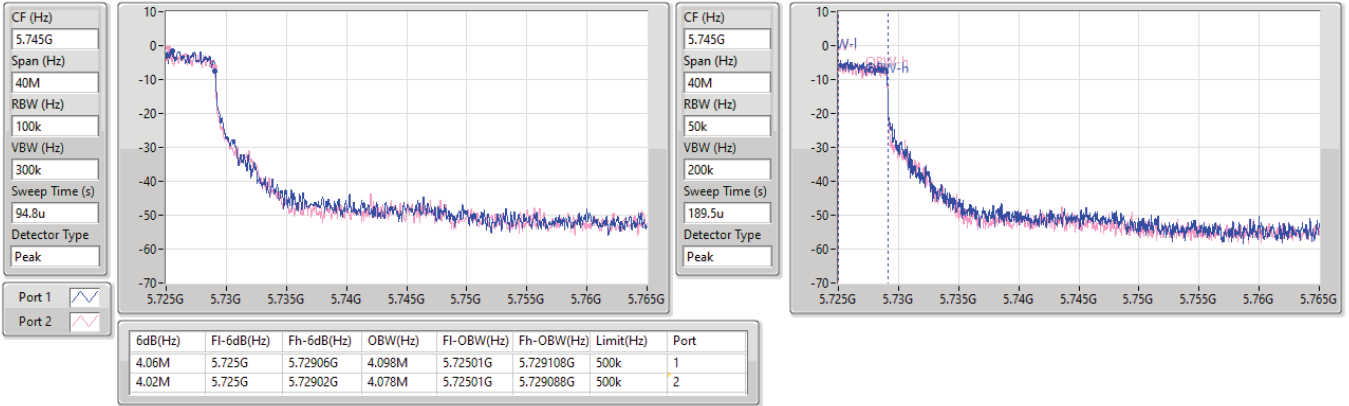


5.725-5.85GHz_802.11ax HEW40_Nss1,(MCS0)_2TX

EBW

5710MHz Straddle 5.725-5.85GHz

07/09/2023

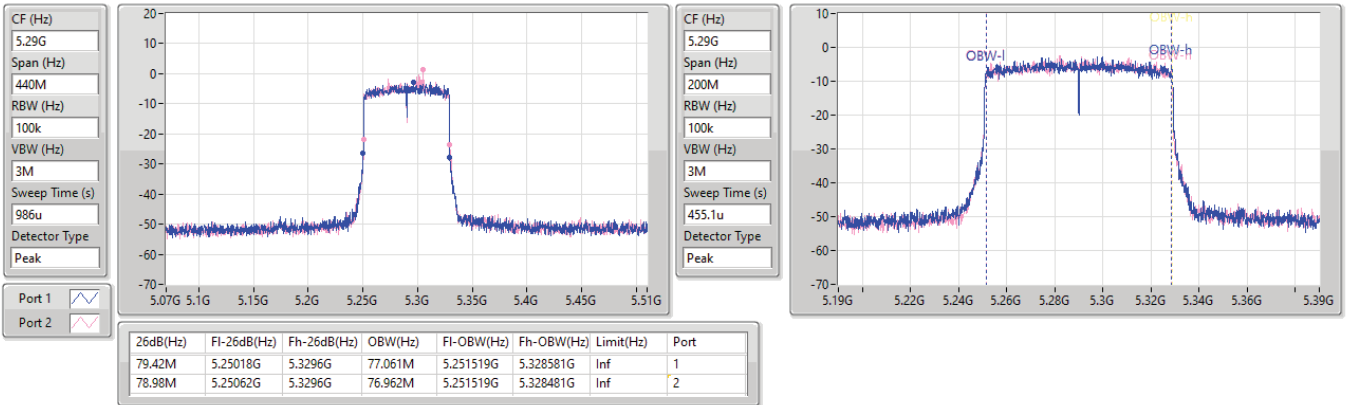


5.25-5.35GHz_802.11ax HEW80_Nss1,(MCS0)_2TX

EBW

5290MHz

07/09/2023

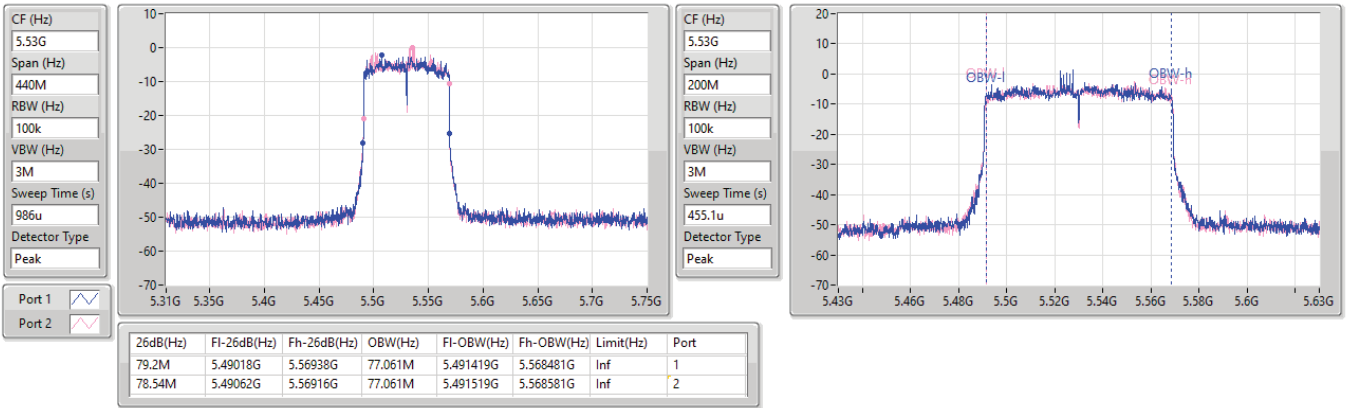


5.47-5.725GHz_802.11ax HEW80_Nss1,(MCS0)_2TX

EBW

5530MHz

07/09/2023

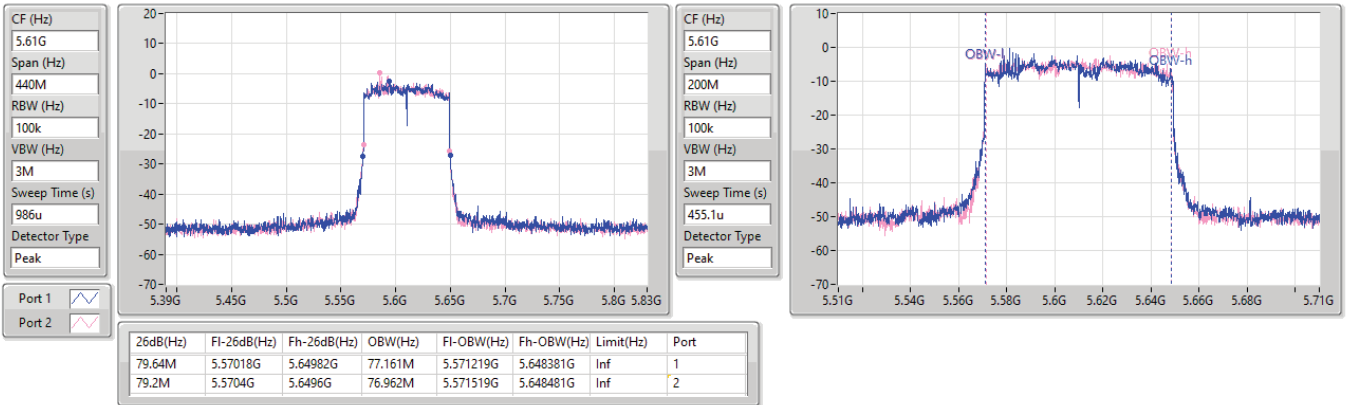


5.47-5.725GHz_802.11ax HEW80_Nss1,(MCS0)_2TX

EBW

5610MHz

07/09/2023

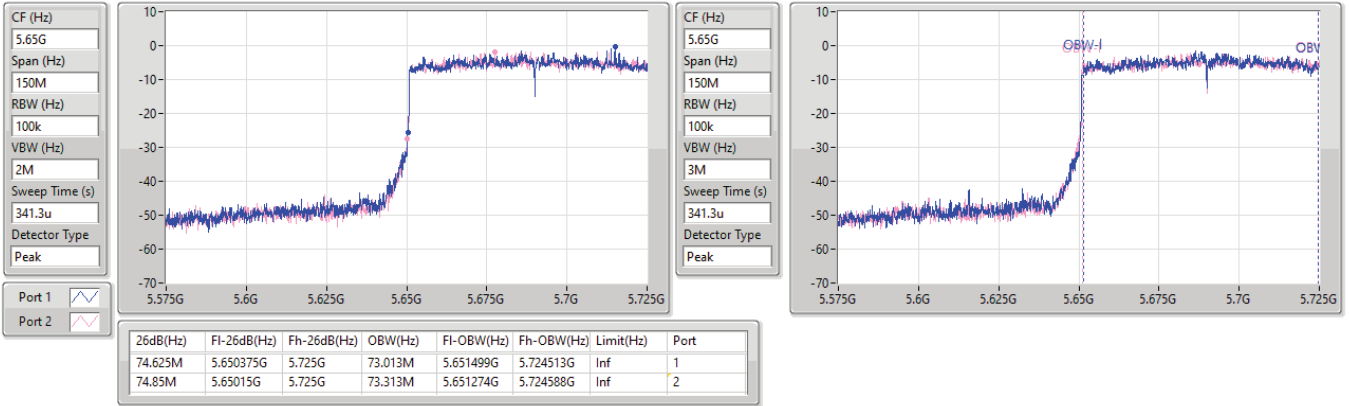


5.47-5.725GHz_802.11ax HEW80_Nss1,(MCS0)_2TX

EBW

5690MHz Straddle 5.47-5.725GHz

07/09/2023

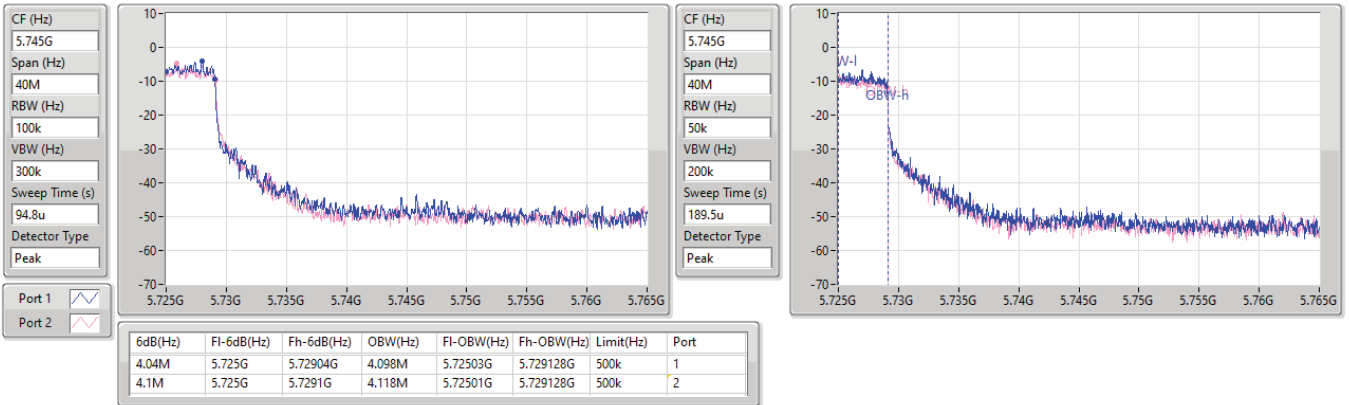


5.725-5.85GHz_802.11ax HEW80_Nss1,(MCS0)_2TX

EBW

5690MHz Straddle 5.725-5.85GHz

07/09/2023





Summary

Mode	Max-N dB (Hz)	Max-OBW (Hz)	ITU-Code	Min-N dB (Hz)	Min-OBW (Hz)
5.15-5.25GHz	-	-	-	-	-
802.11ax HEW160_Nss1,(MCS0)_2TX	81.44M	77.321M	77M3D1D	80.72M	77.241M
5.25-5.35GHz	-	-	-	-	-
802.11a_Nss1,(6Mbps)_2TX	19.14M	16.338M	16M3D1D	18.81M	16.316M
802.11ax HEW20_Nss1,(MCS0)_2TX	21.065M	18.891M	18M9D1D	20.625M	18.866M
802.11ax HEW40_Nss1,(MCS0)_2TX	63.14M	37.931M	37M9D1D	40.37M	37.681M
802.11ax HEW80_Nss1,(MCS0)_2TX	82.72M	77.061M	77M1D1D	81.62M	77.061M
802.11ax HEW160_Nss1,(MCS0)_2TX	81.44M	77.321M	77M3D1D	81.28M	77.241M
5.47-5.725GHz	-	-	-	-	-
802.11a_Nss1,(6Mbps)_2TX	19.14M	16.36M	16M4D1D	14.055M	13.133M
802.11ax HEW20_Nss1,(MCS0)_2TX	20.845M	18.866M	18M9D1D	15.465M	14.393M
802.11ax HEW40_Nss1,(MCS0)_2TX	51.66M	37.681M	37M7D1D	35.175M	33.723M
802.11ax HEW80_Nss1,(MCS0)_2TX	82.06M	77.261M	77M3D1D	75.975M	73.013M
802.11ax HEW160_Nss1,(MCS0)_2TX	164.56M	154.723M	155MD1D	164.12M	154.523M
5.725-5.85GHz	-	-	-	-	-
802.11a_Nss1,(6Mbps)_2TX	3.16M	3.438M	3M44D1D	3.14M	3.378M
802.11ax HEW20_Nss1,(MCS0)_2TX	4.46M	4.578M	4M58D1D	4.4M	4.558M
802.11ax HEW40_Nss1,(MCS0)_2TX	4.16M	4.078M	4M08D1D	4.08M	4.078M
802.11ax HEW80_Nss1,(MCS0)_2TX	4.08M	4.218M	4M22D1D	4.02M	4.218M

Max-N dB = Maximum 6dB down bandwidth for 5.725-5.85GHz band / Maximum 26dB down bandwidth for other band;
 Max-OBW = Maximum 99% occupied bandwidth;
 Min-N dB = Minimum 6dB down bandwidth for 5.725-5.85GHz band / Maximum 26dB down bandwidth for other band;
 Min-OBW = Minimum 99% occupied bandwidth



Result

Mode	Result	Limit (Hz)	Port 1-N dB (Hz)	Port 1-OBW (Hz)	Port 2-N dB (Hz)	Port 2-OBW (Hz)
802.11a_Nss1,(6Mbps)_2TX	-	-	-	-	-	-
5260MHz	Pass	Inf	18.81M	16.338M	19.14M	16.338M
5300MHz	Pass	Inf	18.81M	16.316M	18.92M	16.338M
5320MHz	Pass	Inf	18.81M	16.316M	19.14M	16.338M
5500MHz	Pass	Inf	18.81M	16.316M	19.14M	16.338M
5580MHz	Pass	Inf	18.975M	16.316M	19.085M	16.338M
5700MHz	Pass	Inf	18.755M	16.316M	18.81M	16.36M
5720MHz Straddle 5.47-5.725GHz	Pass	Inf	14.055M	13.133M	14.22M	13.148M
5720MHz Straddle 5.725-5.85GHz	Pass	500k	3.14M	3.378M	3.16M	3.438M
802.11ax HEW20_Nss1,(MCS0)_2TX	-	-	-	-	-	-
5260MHz	Pass	Inf	20.735M	18.891M	20.625M	18.866M
5300MHz	Pass	Inf	20.79M	18.891M	21.065M	18.866M
5320MHz	Pass	Inf	20.625M	18.866M	20.79M	18.891M
5500MHz	Pass	Inf	20.845M	18.866M	20.46M	18.866M
5580MHz	Pass	Inf	20.515M	18.866M	20.79M	18.866M
5700MHz	Pass	Inf	20.46M	18.866M	20.405M	18.866M
5720MHz Straddle 5.47-5.725GHz	Pass	Inf	15.57M	14.393M	15.465M	14.408M
5720MHz Straddle 5.725-5.85GHz	Pass	500k	4.46M	4.578M	4.4M	4.558M
802.11ax HEW40_Nss1,(MCS0)_2TX	-	-	-	-	-	-
5270MHz	Pass	Inf	40.59M	37.731M	63.14M	37.931M
5310MHz	Pass	Inf	40.37M	37.681M	40.48M	37.731M
5510MHz	Pass	Inf	40.48M	37.631M	40.04M	37.681M
5550MHz	Pass	Inf	40.37M	37.681M	40.04M	37.631M
5670MHz	Pass	Inf	40.48M	37.681M	40.15M	37.631M
5710MHz Straddle 5.47-5.725GHz	Pass	Inf	35.175M	33.723M	51.66M	33.968M
5710MHz Straddle 5.725-5.85GHz	Pass	500k	4.08M	4.078M	4.16M	4.078M
802.11ax HEW80_Nss1,(MCS0)_2TX	-	-	-	-	-	-
5290MHz	Pass	Inf	82.72M	77.061M	81.62M	77.061M
5530MHz	Pass	Inf	81.62M	76.962M	81.62M	77.261M
5610MHz	Pass	Inf	82.06M	77.061M	81.4M	77.061M
5690MHz Straddle 5.47-5.725GHz	Pass	Inf	76.2M	73.013M	75.975M	73.013M
5690MHz Straddle 5.725-5.85GHz	Pass	500k	4.08M	4.218M	4.02M	4.218M
802.11ax HEW160_Nss1,(MCS0)_2TX	-	-	-	-	-	-
5250MHz Straddle 5.15-5.25GHz	Pass	Inf	81.44M	77.321M	80.72M	77.241M
5250MHz Straddle 5.25-5.35GHz	Pass	Inf	81.44M	77.321M	81.28M	77.241M
5570MHz	Pass	Inf	164.56M	154.723M	164.12M	154.523M

Port X-N dB = Port X 6dB down bandwidth for 5.725-5.85GHz band / 26dB down bandwidth for other band
 Port X-OBW = Port X 99% occupied bandwidth

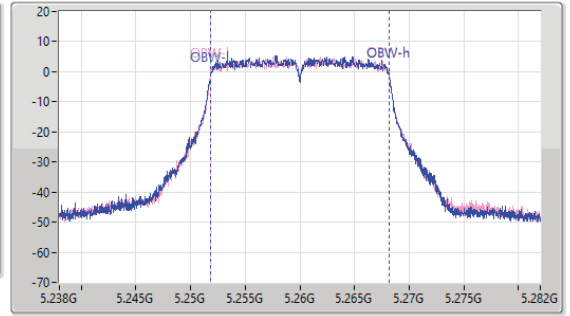
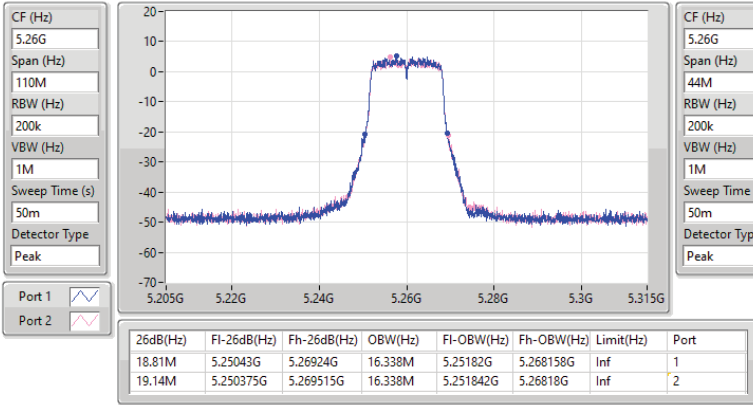


5.25-5.35GHz_802.11a_Nss1,(6Mbps)_2TX

EBW

5260MHz

08/09/2023

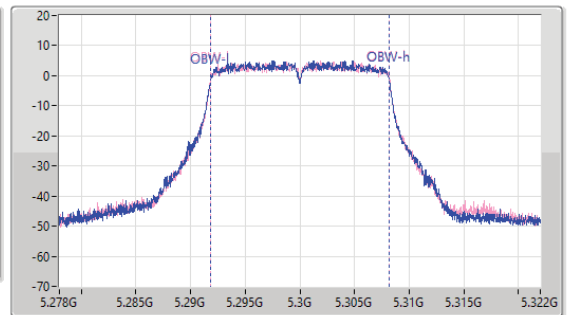
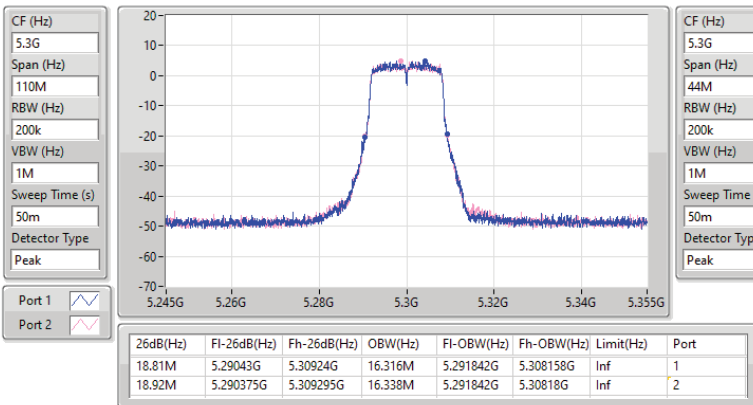


5.25-5.35GHz_802.11a_Nss1,(6Mbps)_2TX

EBW

5300MHz

08/09/2023

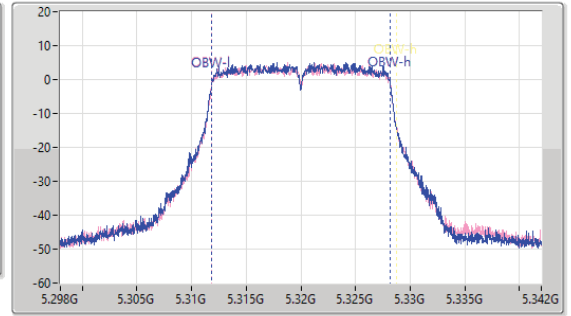
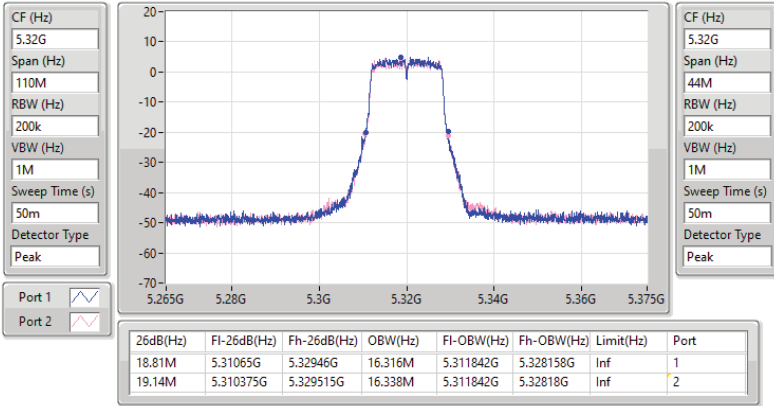


5.25-5.35GHz_802.11a_Nss1,(6Mbps)_2TX

EBW

5320MHz

08/09/2023

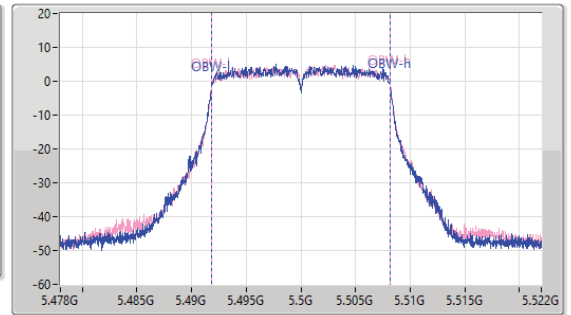
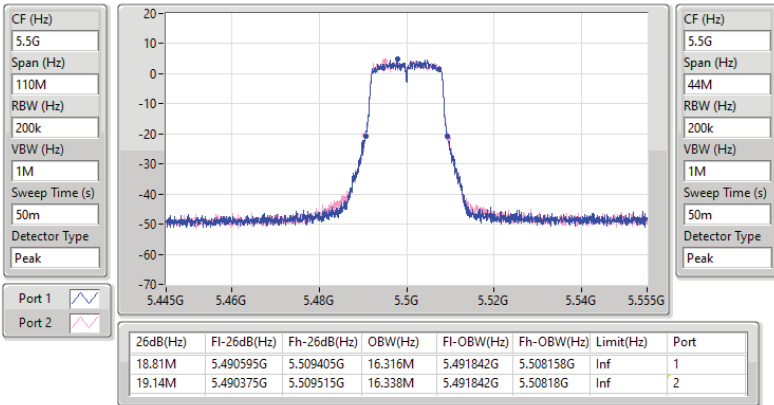


5.47-5.725GHz_802.11a_Nss1,(6Mbps)_2TX

EBW

5500MHz

08/09/2023

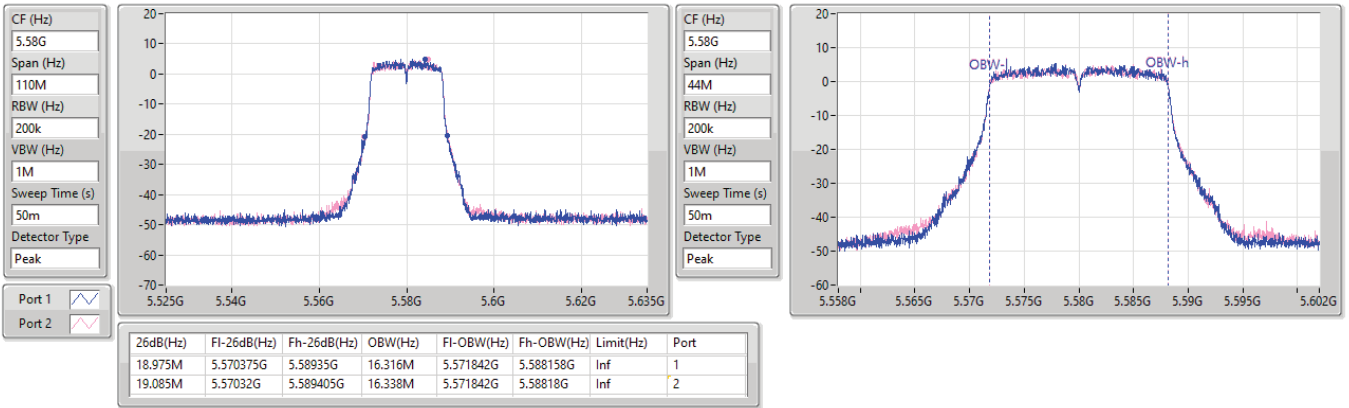


5.47-5.725GHz_802.11a_Nss1,(6Mbps)_2TX

EBW

5580MHz

08/09/2023

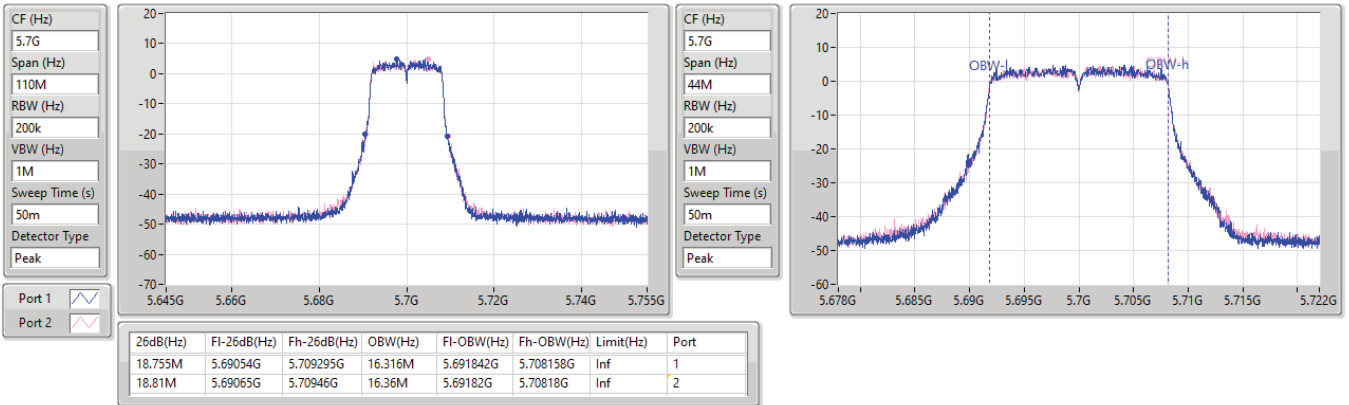


5.47-5.725GHz_802.11a_Nss1,(6Mbps)_2TX

EBW

5700MHz

08/09/2023

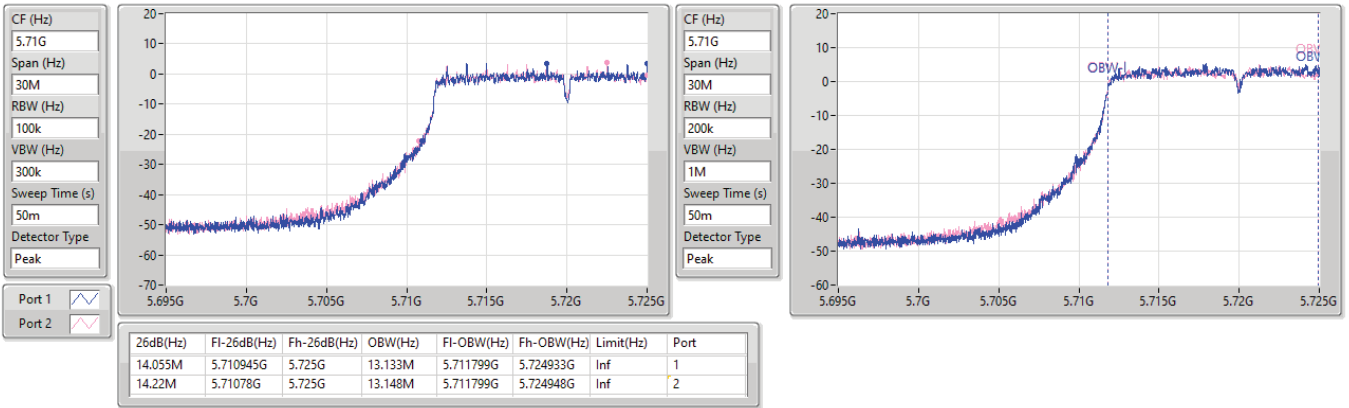


5.47-5.725GHz_802.11a_Nss1,(6Mbps)_2TX

EBW

5720MHz Straddle 5.47-5.725GHz

08/09/2023

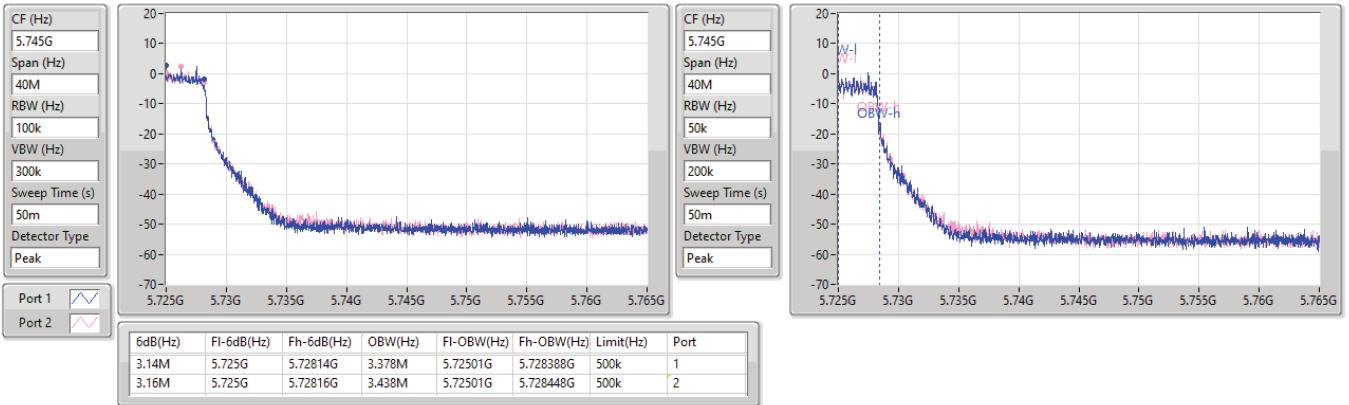


5.725-5.85GHz_802.11a_Nss1,(6Mbps)_2TX

EBW

5720MHz Straddle 5.725-5.85GHz

08/09/2023

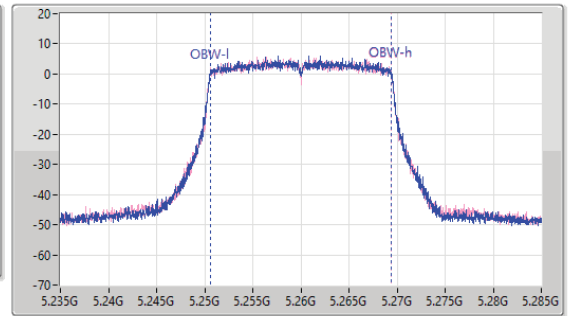
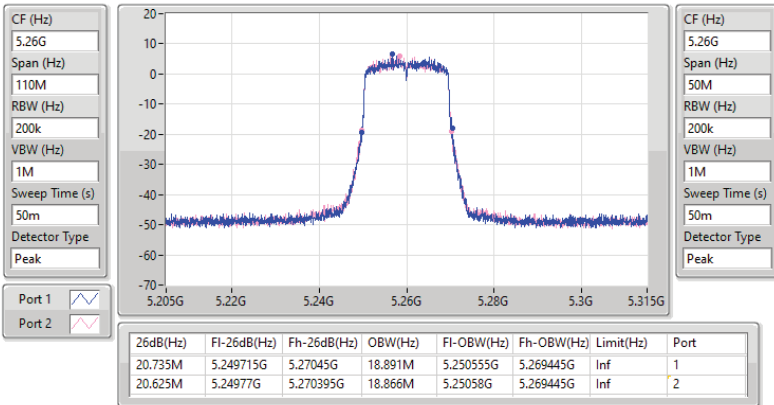


5.25-5.35GHz_802.11ax_HEW20_Nss1,(MCS0)_2TX

EBW

5260MHz

08/09/2023

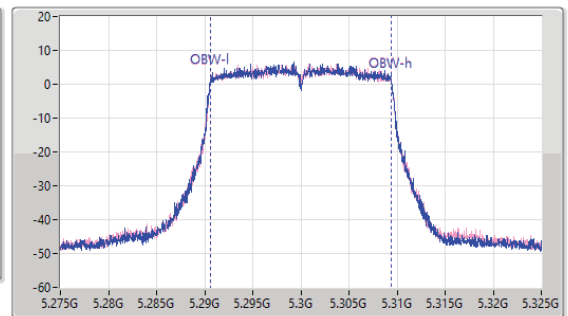
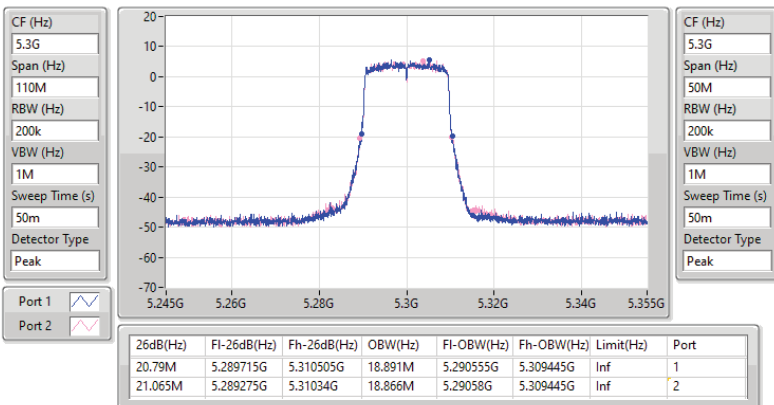


5.25-5.35GHz_802.11ax_HEW20_Nss1,(MCS0)_2TX

EBW

5300MHz

08/09/2023



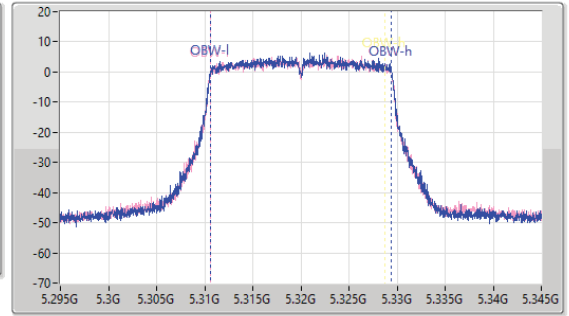
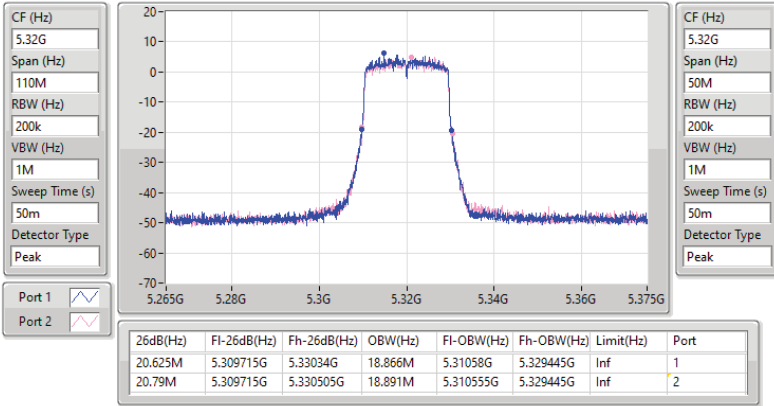


5.25-5.35GHz_802.11ax HEW20_Nss1,(MCS0)_2TX

EBW

5320MHz

08/09/2023

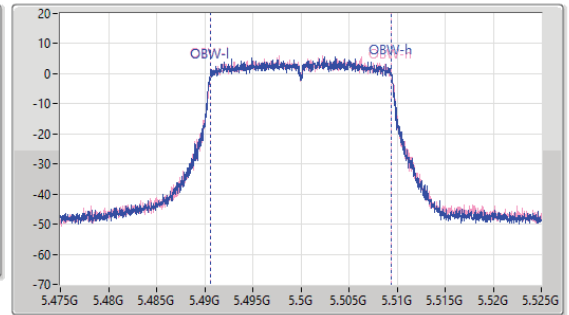
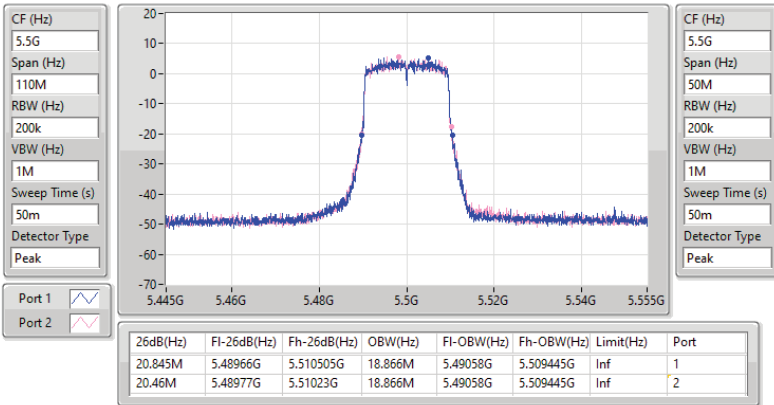


5.47-5.725GHz_802.11ax HEW20_Nss1,(MCS0)_2TX

EBW

5500MHz

08/09/2023



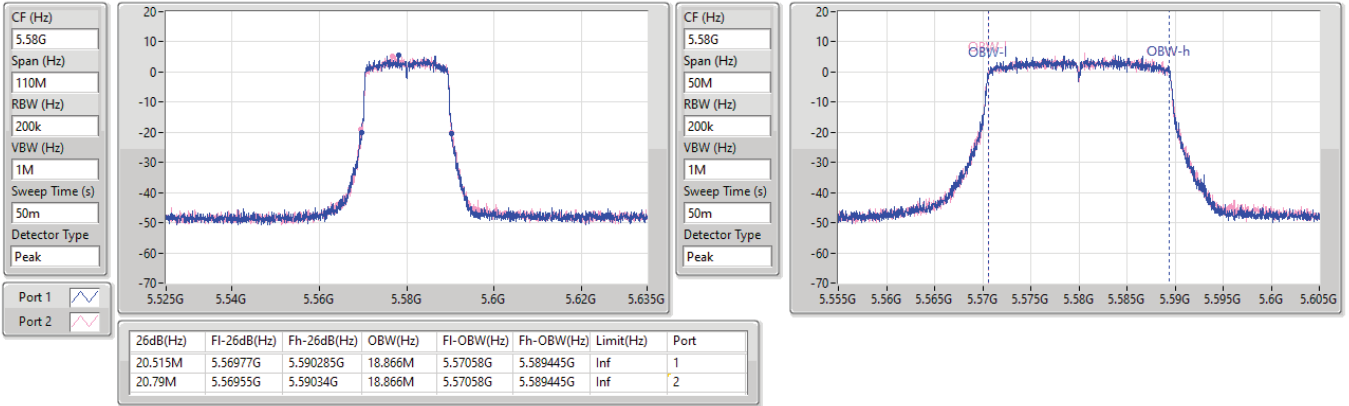


5.47-5.725GHz_802.11ax HEW20_Nss1,(MCS0)_2TX

EBW

5580MHz

08/09/2023

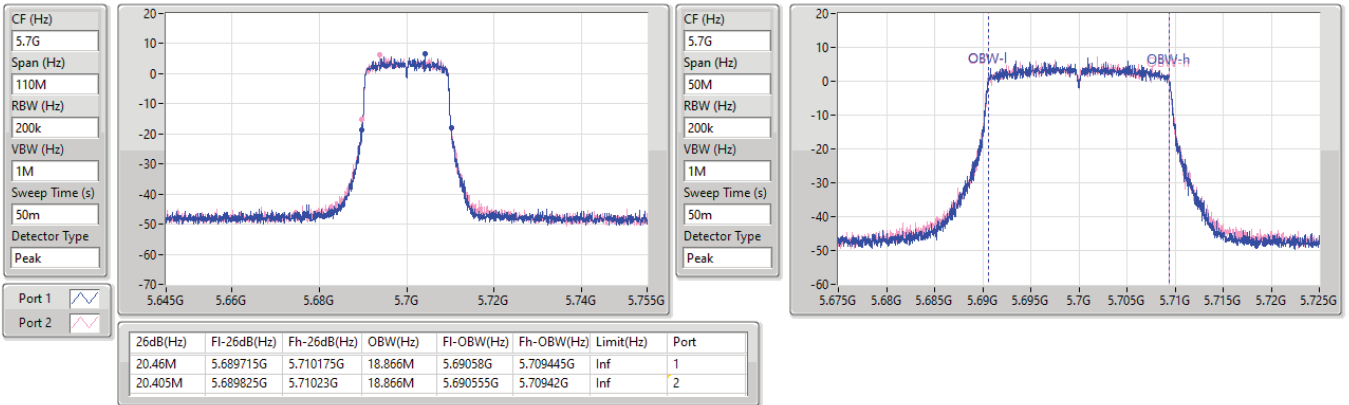


5.47-5.725GHz_802.11ax HEW20_Nss1,(MCS0)_2TX

EBW

5700MHz

08/09/2023



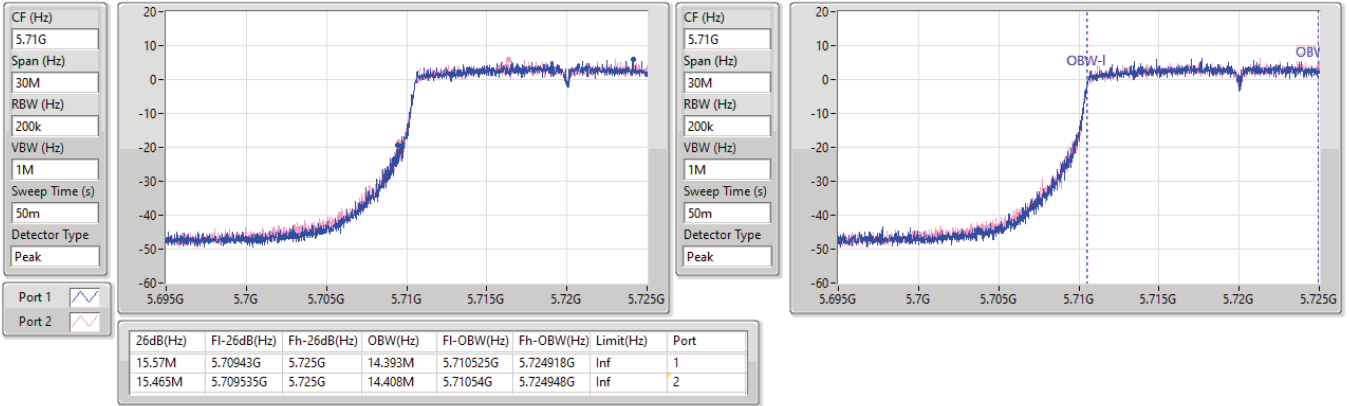


5.47-5.725GHz_802.11ax HEW20_Nss1,(MCS0)_2TX

EBW

5720MHz Straddle 5.47-5.725GHz

08/09/2023

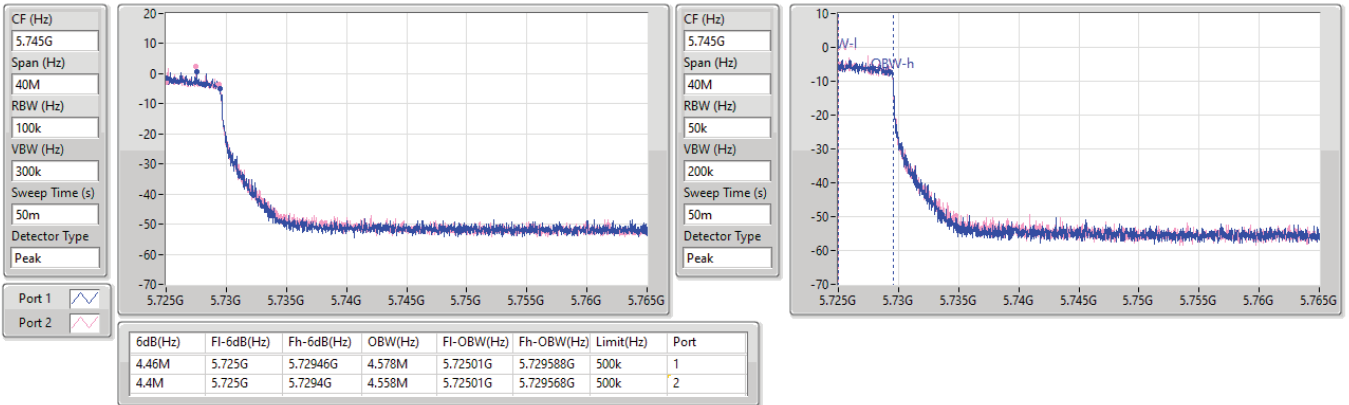


5.725-5.85GHz_802.11ax HEW20_Nss1,(MCS0)_2TX

EBW

5720MHz Straddle 5.725-5.85GHz

08/09/2023

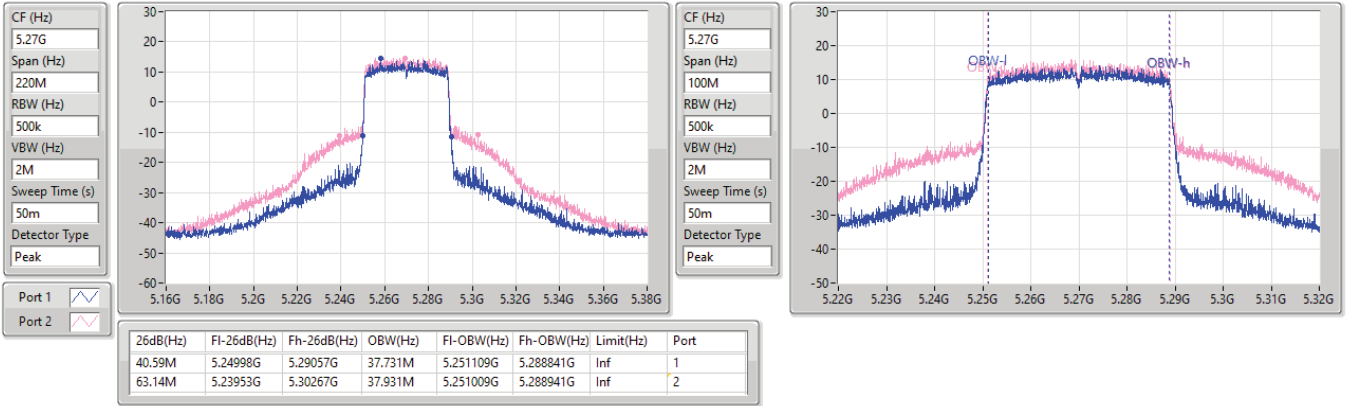


5.25-5.35GHz_802.11ax_HEW40_Nss1,(MCS0)_2TX

EBW

5270MHz

08/09/2023

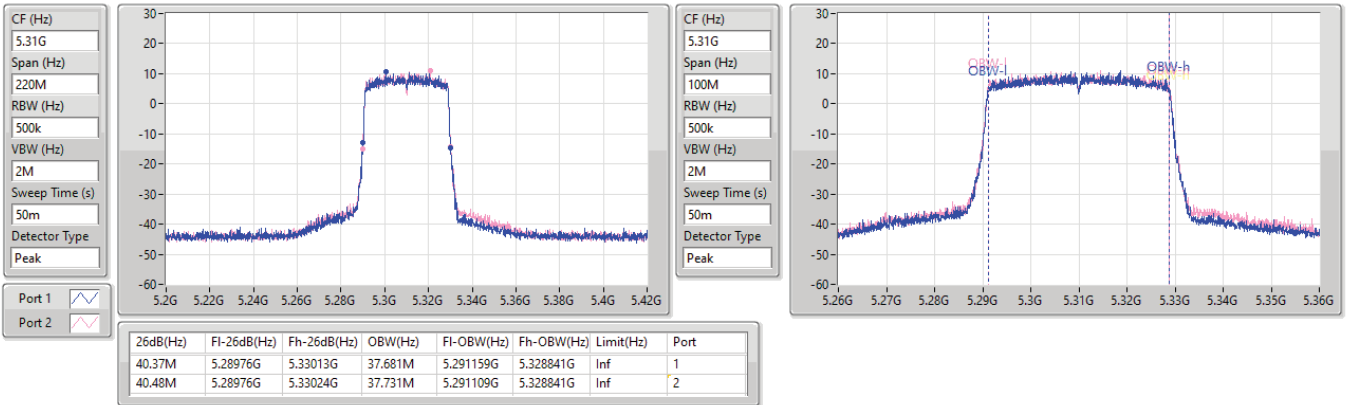


5.25-5.35GHz_802.11ax_HEW40_Nss1,(MCS0)_2TX

EBW

5310MHz

08/09/2023



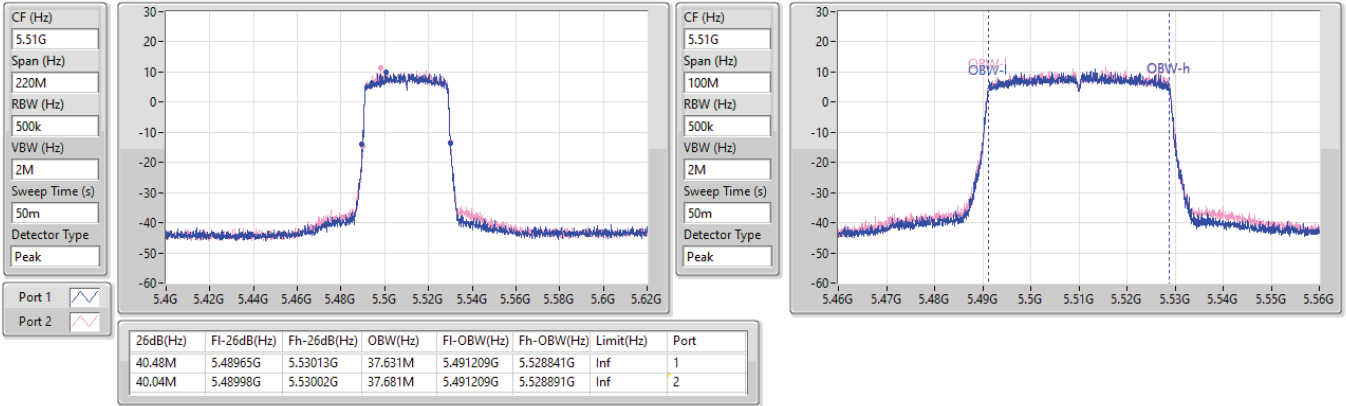


5.47-5.725GHz_802.11ax HEW40_Nss1,(MCS0)_2TX

EBW

5510MHz

08/09/2023

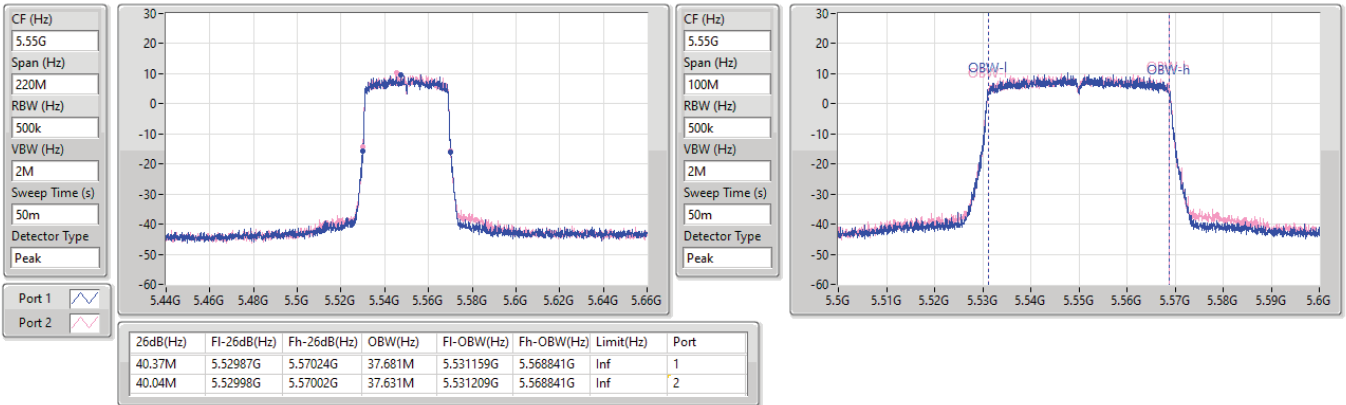


5.47-5.725GHz_802.11ax HEW40_Nss1,(MCS0)_2TX

EBW

5550MHz

08/09/2023



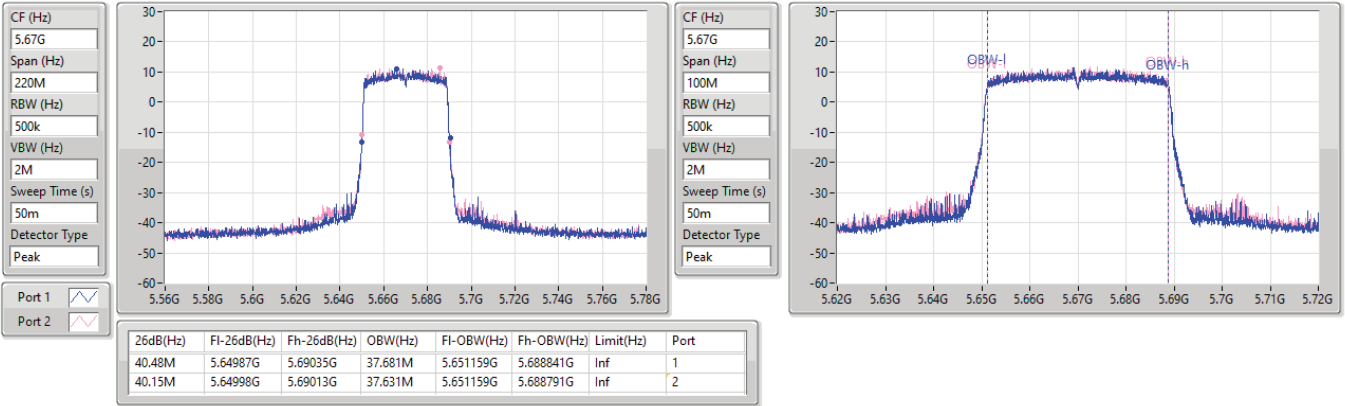


5.47-5.725GHz_802.11ax HEW40_Nss1,(MCS0)_2TX

EBW

5670MHz

08/09/2023

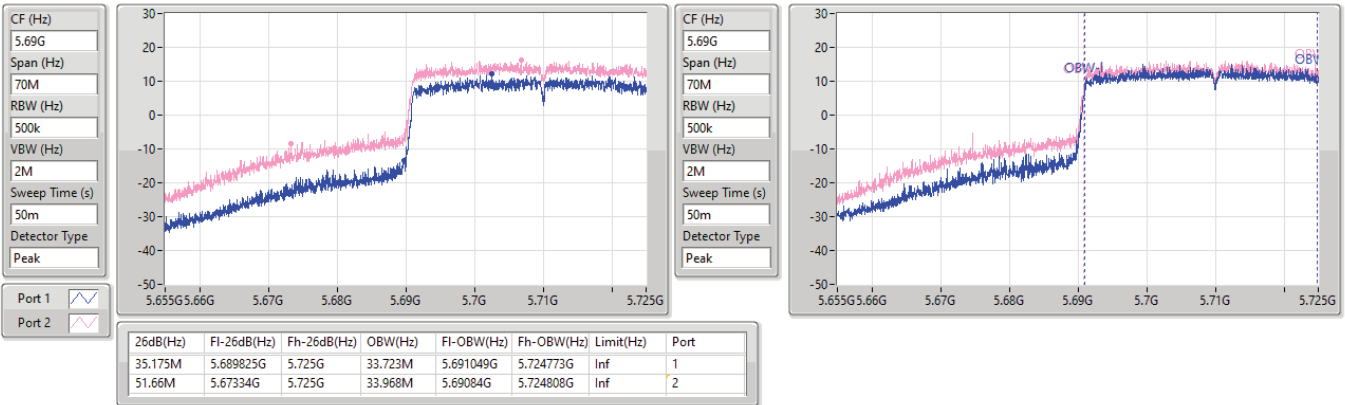


5.47-5.725GHz_802.11ax HEW40_Nss1,(MCS0)_2TX

EBW

5710MHz Straddle 5.47-5.725GHz

08/09/2023



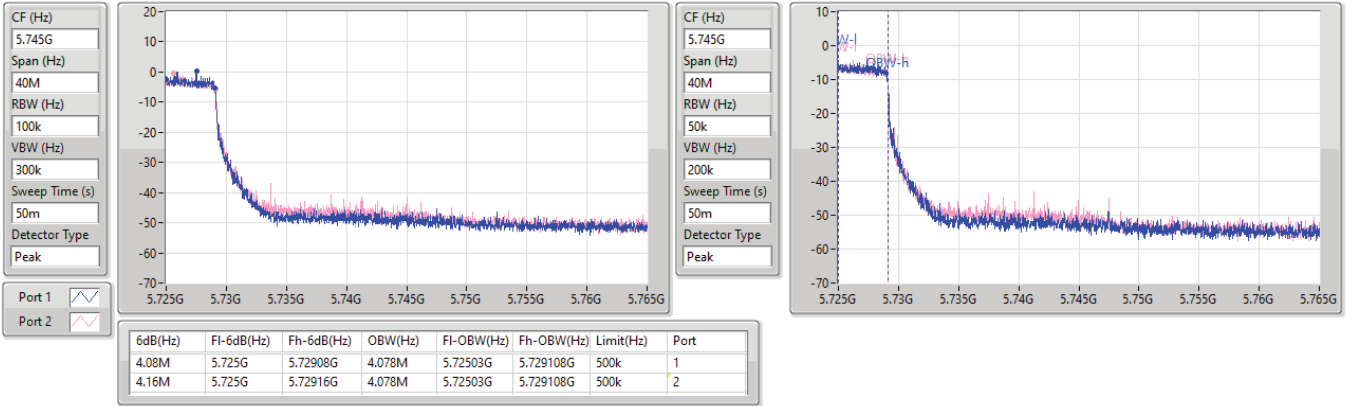


5.725-5.85GHz_802.11ax HEW40_Nss1,(MCS0)_2TX

EBW

5710MHz Straddle 5.725-5.85GHz

08/09/2023

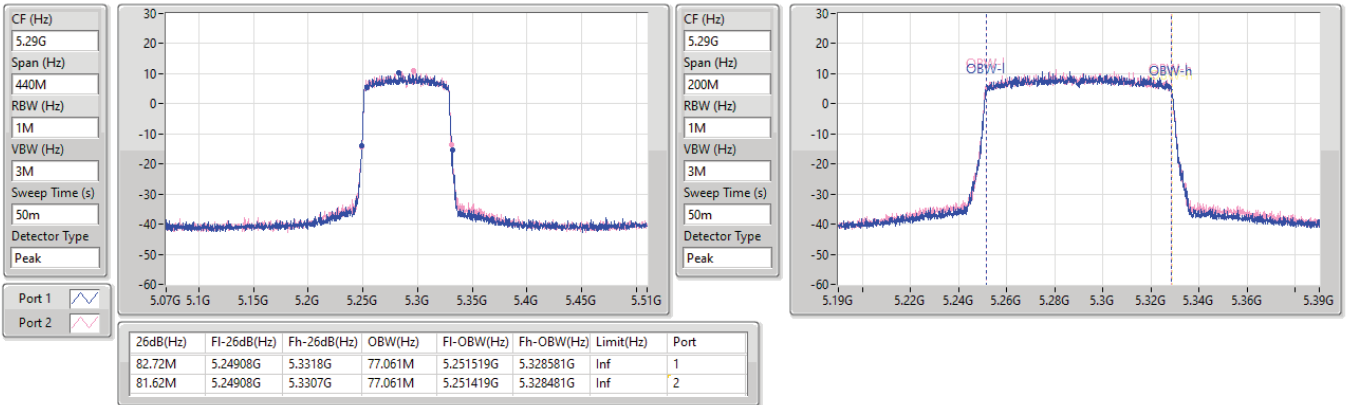


5.25-5.35GHz_802.11ax HEW80_Nss1,(MCS0)_2TX

EBW

5290MHz

08/09/2023



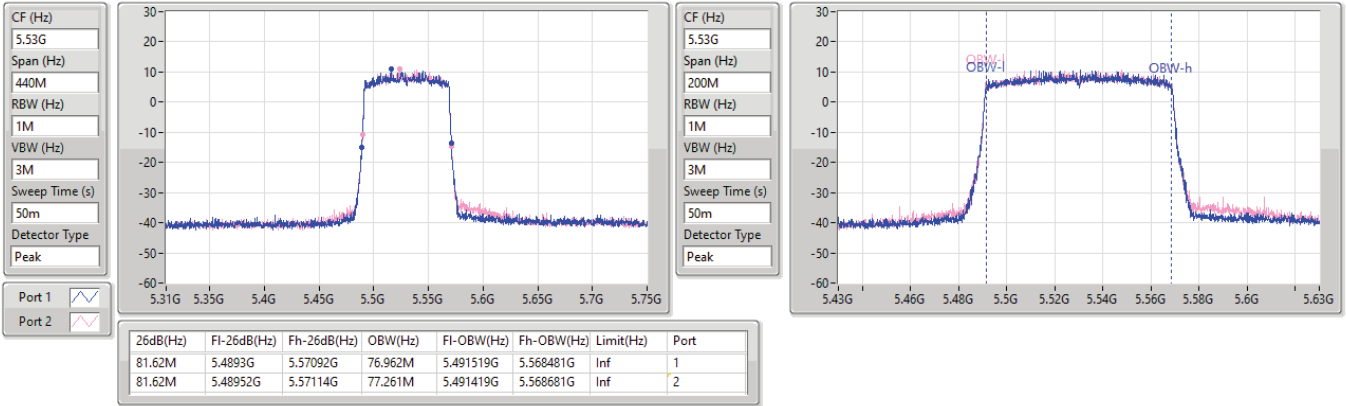


5.47-5.725GHz_802.11ax HEW80_Nss1,(MCS0)_2TX

EBW

5530MHz

08/09/2023

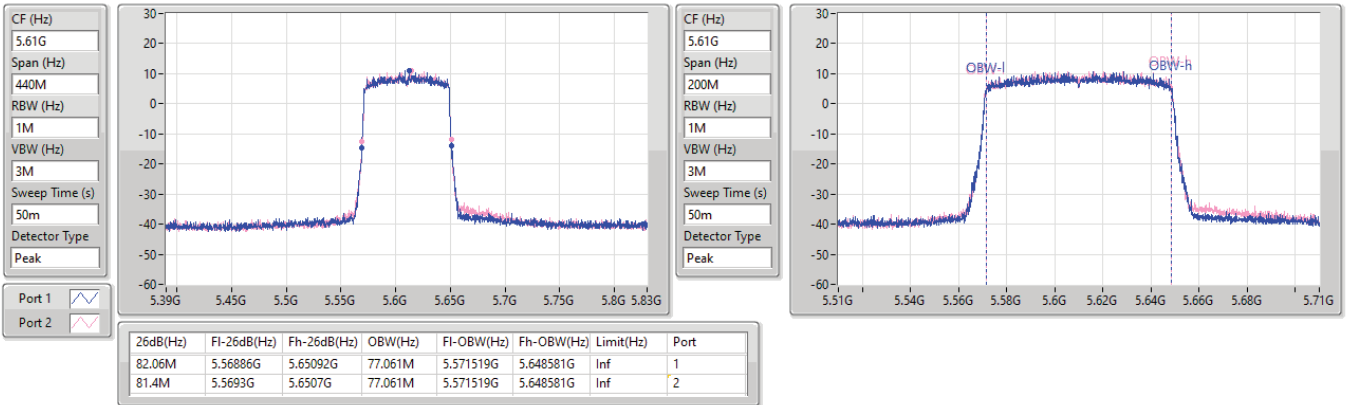


5.47-5.725GHz_802.11ax HEW80_Nss1,(MCS0)_2TX

EBW

5610MHz

08/09/2023

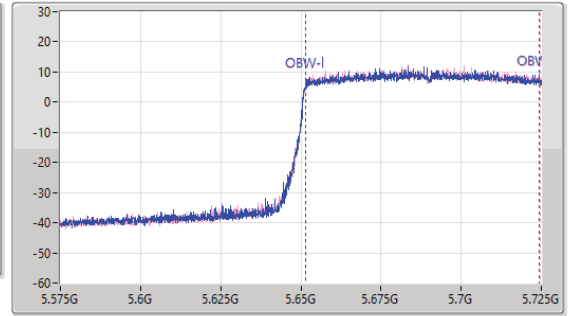
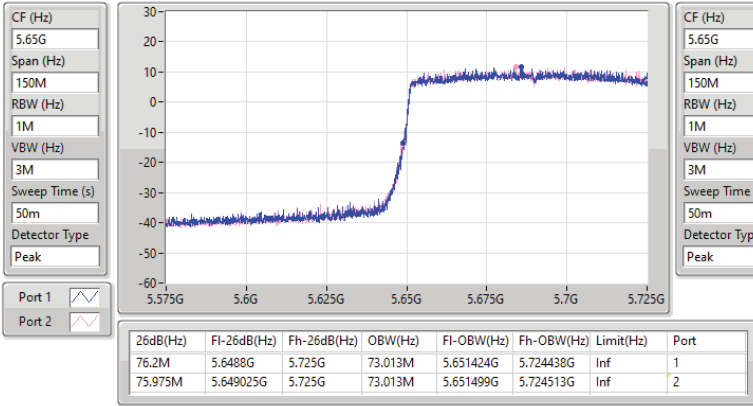


5.47-5.725GHz_802.11ax HEW80_Nss1,(MCS0)_2TX

EBW

5690MHz Straddle 5.47-5.725GHz

08/09/2023

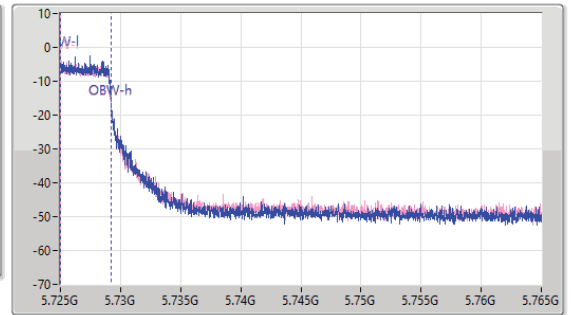
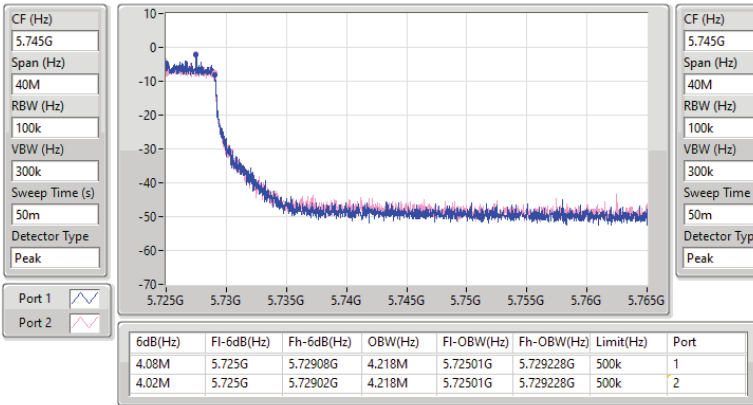


5.725-5.85GHz_802.11ax HEW80_Nss1,(MCS0)_2TX

EBW

5690MHz Straddle 5.725-5.85GHz

08/09/2023

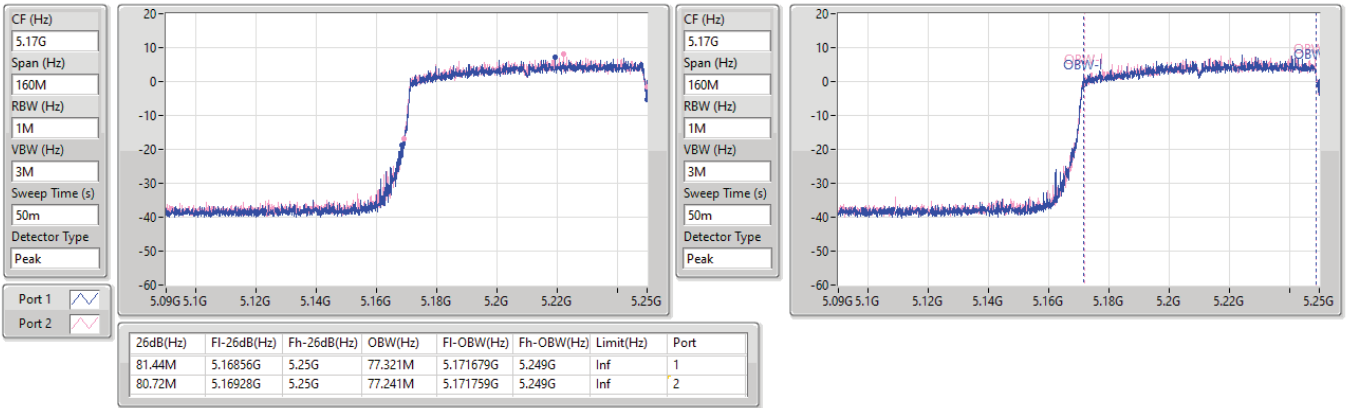


5.15-5.25GHz_802.11ax HEW160_Nss1,(MCS0)_2TX

EBW

5250MHz Straddle 5.15-5.25GHz

08/09/2023

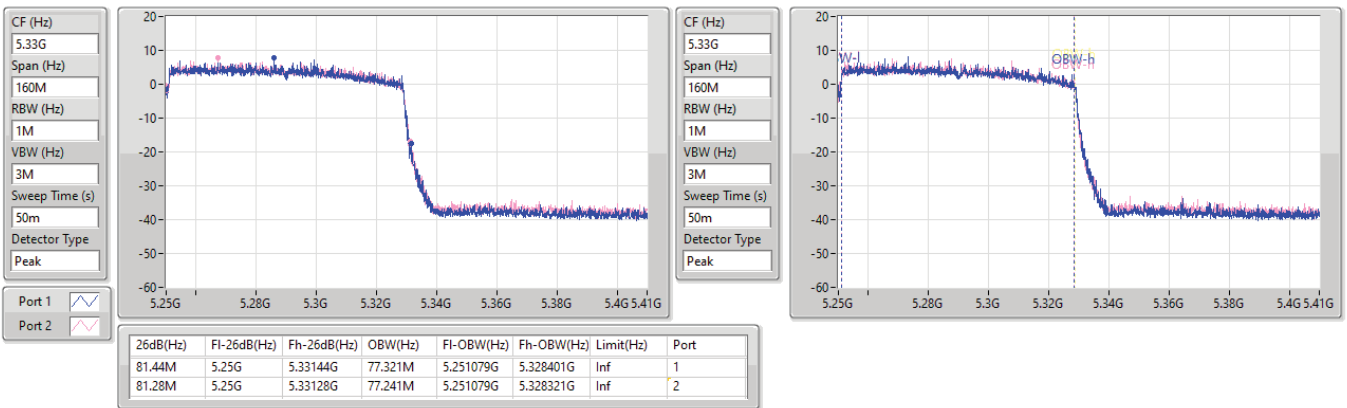


5.25-5.35GHz_802.11ax HEW160_Nss1,(MCS0)_2TX

EBW

5250MHz Straddle 5.25-5.35GHz

08/09/2023



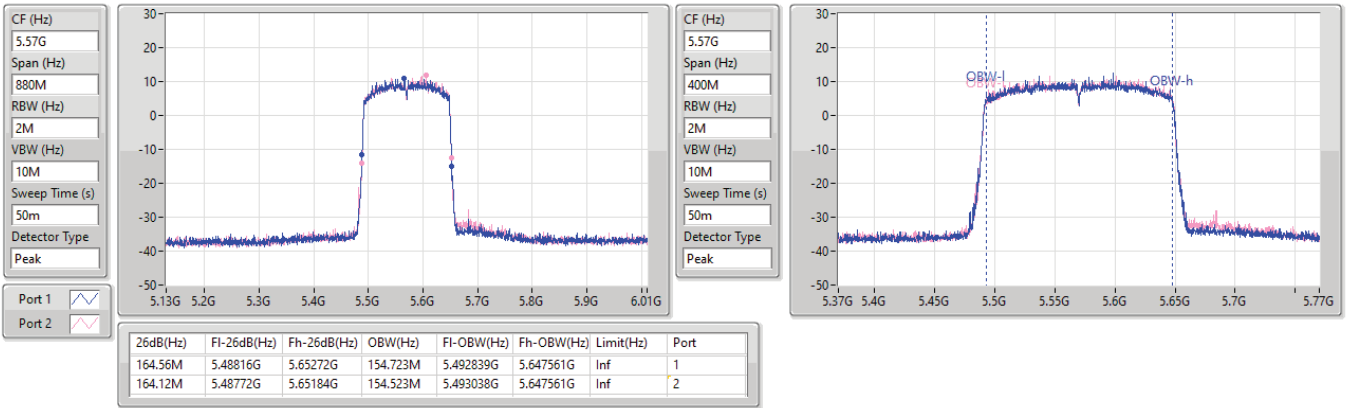


5.47-5.725GHz_802.11ax HEW160_Nss1,(MCS0)_2TX

EBW

5570MHz

08/09/2023





EBW_
Non-Beamforming_Radio 2(Low Band)+Radio 3(High Band)

Appendix A.3

Summary

Mode	Max-N dB (Hz)	Max-OBW (Hz)	ITU-Code	Min-N dB (Hz)	Min-OBW (Hz)
5.25-5.35GHz	-	-	-	-	-
802.11a_Nss1,(6Mbps)_2TX	20.625M	16.404M	16M4D1D	19.525M	16.36M
802.11ax HEW20_Nss1,(MCS0)_2TX	21.78M	18.941M	18M9D1D	21.175M	18.866M
802.11ax HEW40_Nss1,(MCS0)_2TX	41.03M	37.731M	37M7D1D	40.59M	37.631M
802.11ax HEW80_Nss1,(MCS0)_2TX	82.28M	77.261M	77M3D1D	82.28M	77.061M
5.47-5.725GHz	-	-	-	-	-
802.11a_Nss1,(6Mbps)_2TX	19.14M	16.338M	16M3D1D	14.055M	13.163M
802.11ax HEW20_Nss1,(MCS0)_2TX	20.9M	18.916M	18M9D1D	15.555M	14.423M
802.11ax HEW40_Nss1,(MCS0)_2TX	40.37M	37.681M	37M7D1D	35M	33.653M
802.11ax HEW80_Nss1,(MCS0)_2TX	82.72M	77.361M	77M4D1D	75.9M	73.013M
802.11ax HEW160_Nss1,(MCS0)_2TX	164.56M	155.122M	155MD1D	164.56M	154.923M
5.725-5.85GHz	-	-	-	-	-
802.11a_Nss1,(6Mbps)_2TX	3.16M	3.418M	3M42D1D	3.14M	3.398M
802.11ax HEW20_Nss1,(MCS0)_2TX	4.54M	4.558M	4M56D1D	4.48M	4.538M
802.11ax HEW40_Nss1,(MCS0)_2TX	4.06M	4.098M	4M10D1D	4.02M	4.098M
802.11ax HEW80_Nss1,(MCS0)_2TX	4.12M	4.238M	4M24D1D	4.08M	4.218M

Max-N dB = Maximum 6dB down bandwidth for 5.725-5.85GHz band / Maximum 26dB down bandwidth for other band;
 Max-OBW = Maximum 99% occupied bandwidth;
 Min-N dB = Minimum 6dB down bandwidth for 5.725-5.85GHz band / Maximum 26dB down bandwidth for other band;
 Min-OBW = Minimum 99% occupied bandwidth



Result

Mode	Result	Limit (Hz)	Port 1-N dB (Hz)	Port 1-OBW (Hz)	Port 2-N dB (Hz)	Port 2-OBW (Hz)
802.11a_Nss1,(6Mbps)_2TX	-	-	-	-	-	-
5260MHz	Pass	Inf	20.35M	16.36M	20.57M	16.382M
5300MHz	Pass	Inf	19.525M	16.404M	20.625M	16.382M
5320MHz	Pass	Inf	20.405M	16.382M	20.24M	16.382M
5500MHz	Pass	Inf	18.975M	16.294M	19.14M	16.316M
5580MHz	Pass	Inf	18.7M	16.316M	19.085M	16.338M
5700MHz	Pass	Inf	18.59M	16.316M	19.085M	16.338M
5720MHz Straddle 5.47-5.725GHz	Pass	Inf	14.055M	13.163M	14.22M	13.178M
5720MHz Straddle 5.725-5.85GHz	Pass	500k	3.16M	3.398M	3.14M	3.418M
802.11ax HEW20_Nss1,(MCS0)_2TX	-	-	-	-	-	-
5260MHz	Pass	Inf	21.285M	18.891M	21.45M	18.891M
5300MHz	Pass	Inf	21.78M	18.941M	21.175M	18.916M
5320MHz	Pass	Inf	21.505M	18.916M	21.23M	18.866M
5500MHz	Pass	Inf	20.735M	18.866M	20.9M	18.891M
5580MHz	Pass	Inf	20.845M	18.866M	20.9M	18.891M
5700MHz	Pass	Inf	20.68M	18.916M	20.515M	18.891M
5720MHz Straddle 5.47-5.725GHz	Pass	Inf	15.645M	14.438M	15.555M	14.423M
5720MHz Straddle 5.725-5.85GHz	Pass	500k	4.54M	4.538M	4.48M	4.558M
802.11ax HEW40_Nss1,(MCS0)_2TX	-	-	-	-	-	-
5270MHz	Pass	Inf	40.92M	37.731M	40.92M	37.731M
5310MHz	Pass	Inf	40.59M	37.681M	41.03M	37.631M
5510MHz	Pass	Inf	40.04M	37.581M	40.04M	37.631M
5550MHz	Pass	Inf	40.15M	37.631M	40.37M	37.631M
5670MHz	Pass	Inf	40.26M	37.681M	40.04M	37.631M
5710MHz Straddle 5.47-5.725GHz	Pass	Inf	35M	33.653M	35.14M	33.653M
5710MHz Straddle 5.725-5.85GHz	Pass	500k	4.02M	4.098M	4.06M	4.098M
802.11ax HEW80_Nss1,(MCS0)_2TX	-	-	-	-	-	-
5290MHz	Pass	Inf	82.28M	77.061M	82.28M	77.261M
5530MHz	Pass	Inf	81.4M	77.061M	81.84M	77.161M
5610MHz	Pass	Inf	82.72M	77.361M	82.06M	77.261M
5690MHz Straddle 5.47-5.725GHz	Pass	Inf	76.575M	73.013M	75.9M	73.013M
5690MHz Straddle 5.725-5.85GHz	Pass	500k	4.12M	4.218M	4.08M	4.238M
802.11ax HEW160_Nss1,(MCS0)_2TX	-	-	-	-	-	-
5570MHz	Pass	Inf	164.56M	155.122M	164.56M	154.923M

Port X-N dB = Port X 6dB down bandwidth for 5.725-5.85GHz band / 26dB down bandwidth for other band
 Port X-OBW = Port X 99% occupied bandwidth

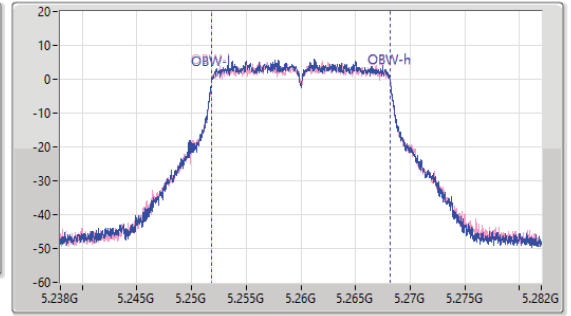
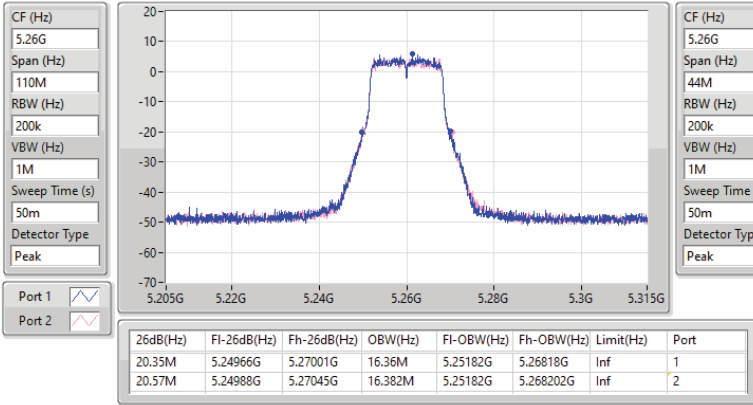


5.25-5.35GHz_802.11a_Nss1,(6Mbps)_2TX

EBW

5260MHz

08/09/2023

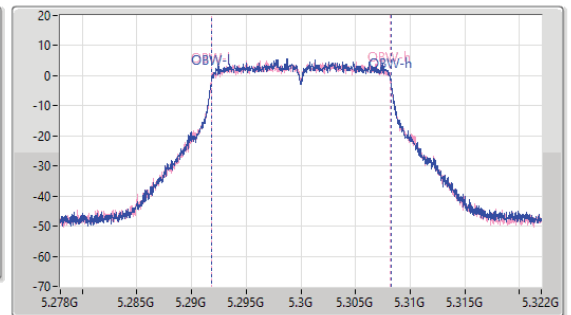
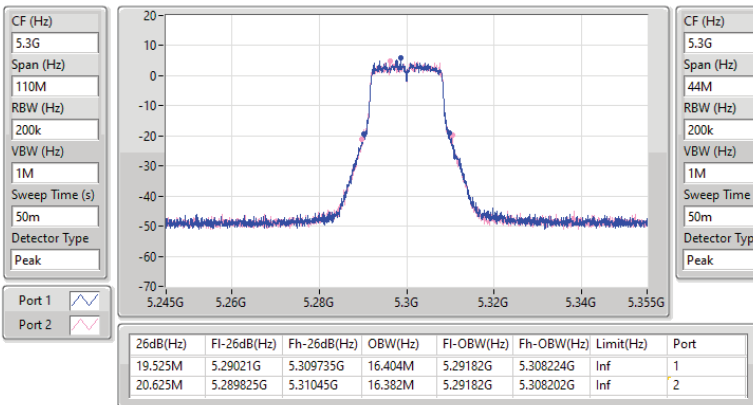


5.25-5.35GHz_802.11a_Nss1,(6Mbps)_2TX

EBW

5300MHz

08/09/2023



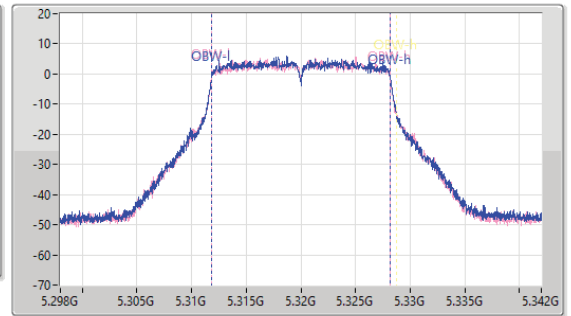
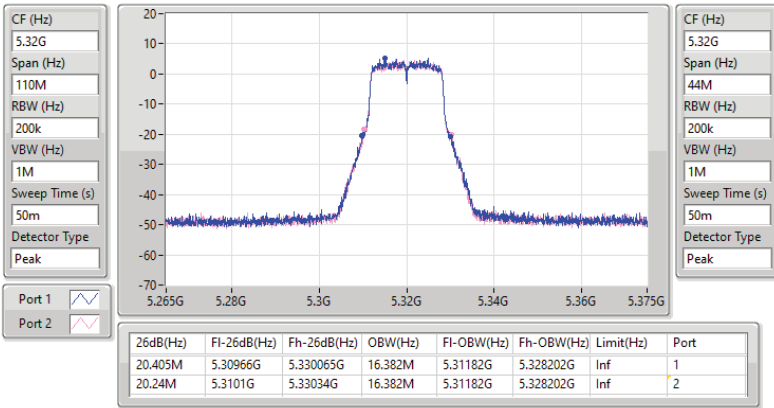


5.25-5.35GHz_802.11a_Nss1,(6Mbps)_2TX

EBW

5320MHz

08/09/2023

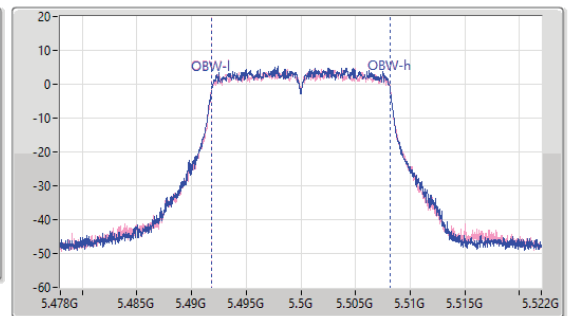
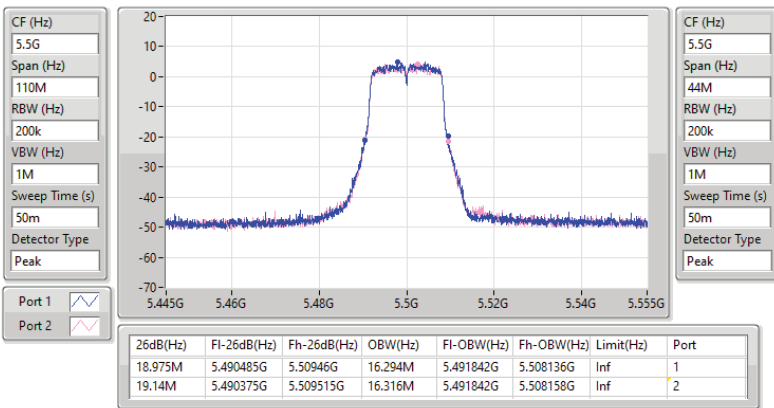


5.47-5.725GHz_802.11a_Nss1,(6Mbps)_2TX

EBW

5500MHz

08/09/2023



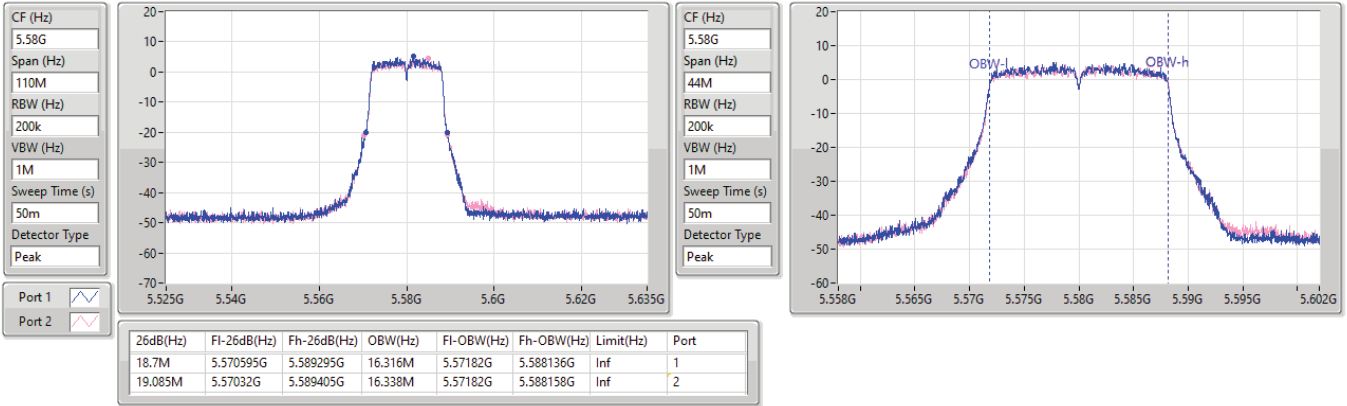


5.47-5.725GHz_802.11a_Nss1,(6Mbps)_2TX

EBW

5580MHz

08/09/2023

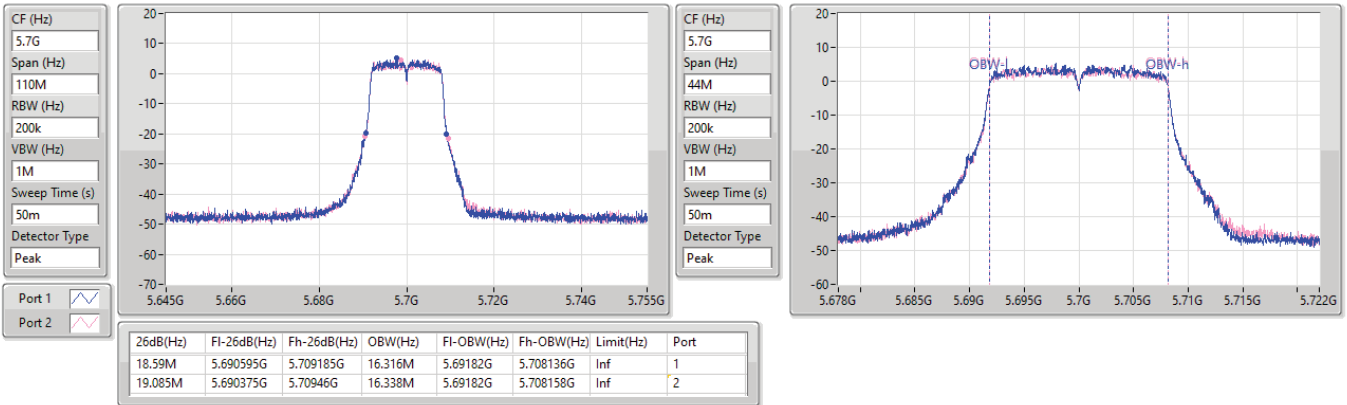


5.47-5.725GHz_802.11a_Nss1,(6Mbps)_2TX

EBW

5700MHz

08/09/2023



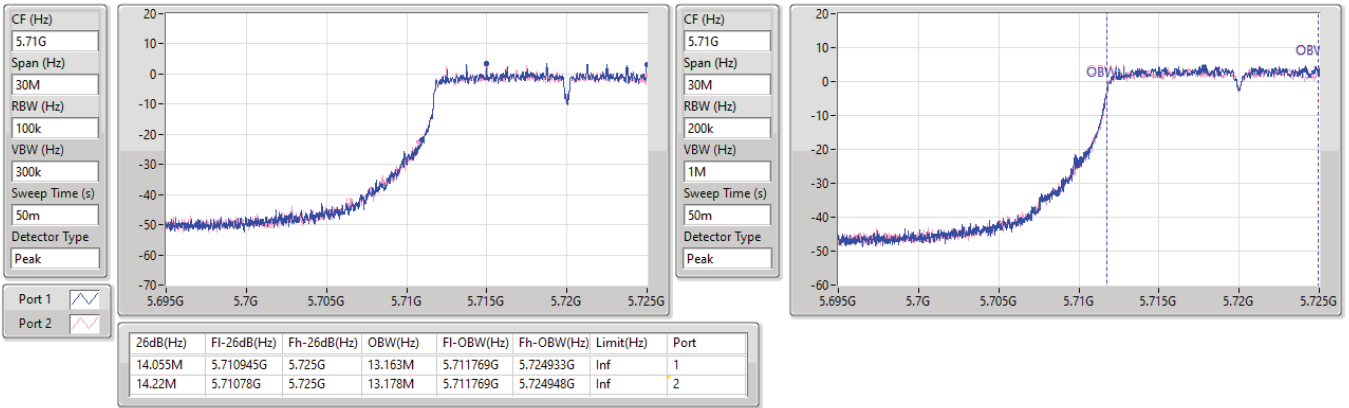


5.47-5.725GHz_802.11a_Nss1,(6Mbps)_2TX

EBW

5720MHz Straddle 5.47-5.725GHz

08/09/2023

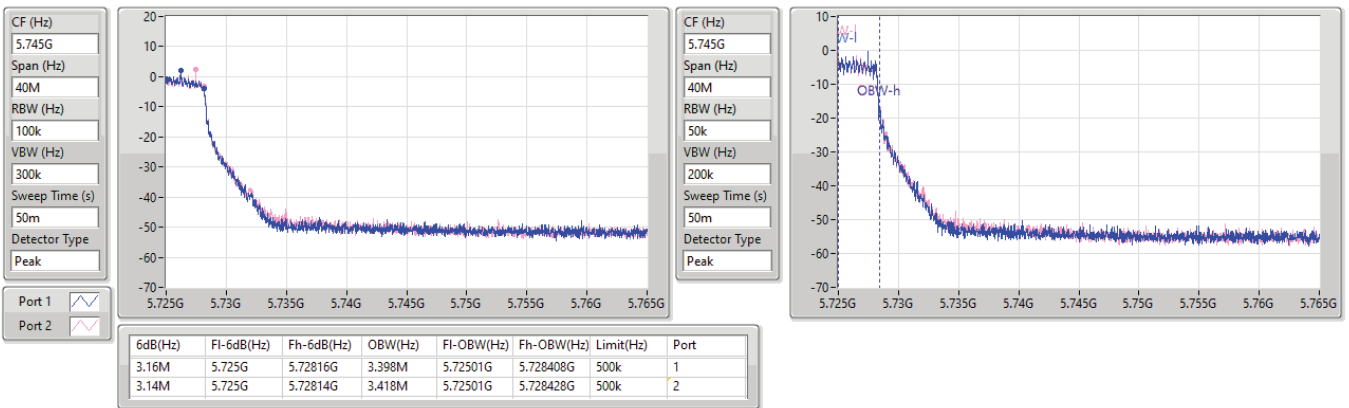


5.725-5.85GHz_802.11a_Nss1,(6Mbps)_2TX

EBW

5720MHz Straddle 5.725-5.85GHz

08/09/2023



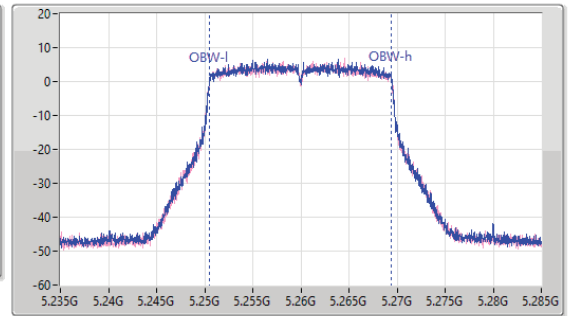
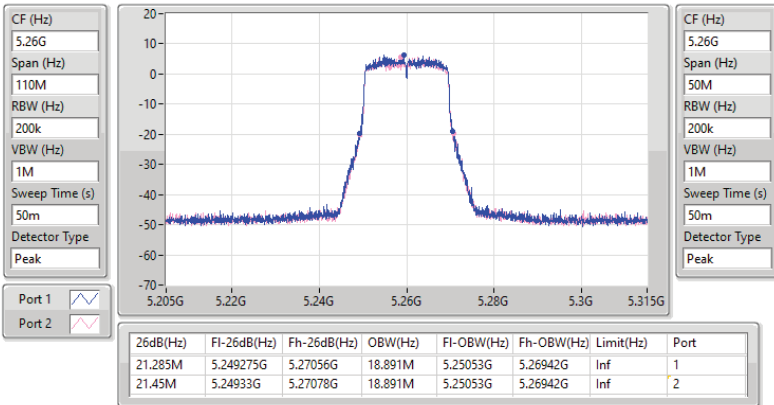


5.25-5.35GHz_802.11ax_HEW20_Nss1,(MCS0)_2TX

EBW

5260MHz

08/09/2023

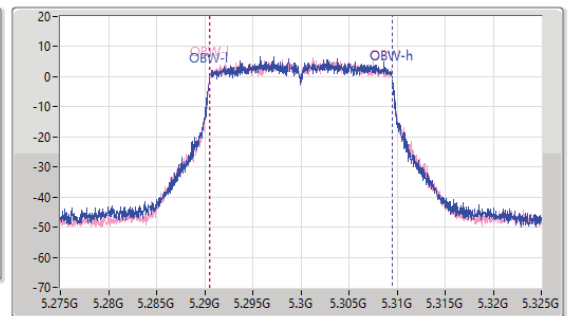
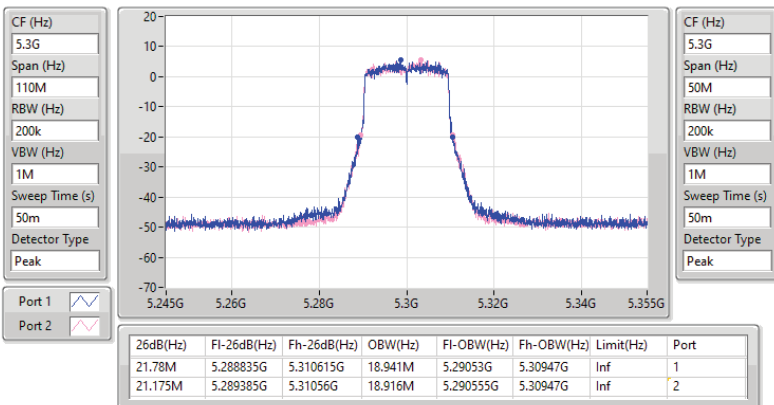


5.25-5.35GHz_802.11ax_HEW20_Nss1,(MCS0)_2TX

EBW

5300MHz

08/09/2023



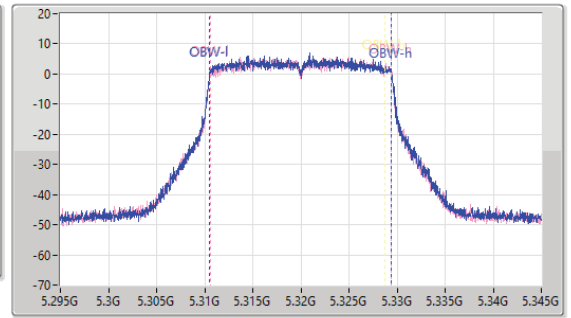
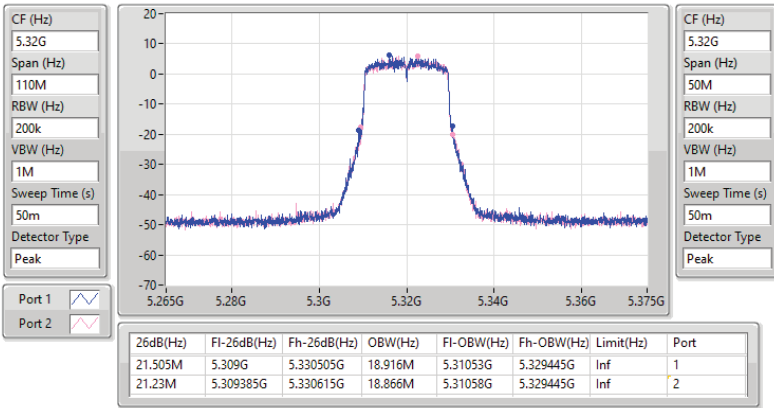


5.25-5.35GHz_802.11ax HEW20_Nss1,(MCS0)_2TX

EBW

5320MHz

08/09/2023

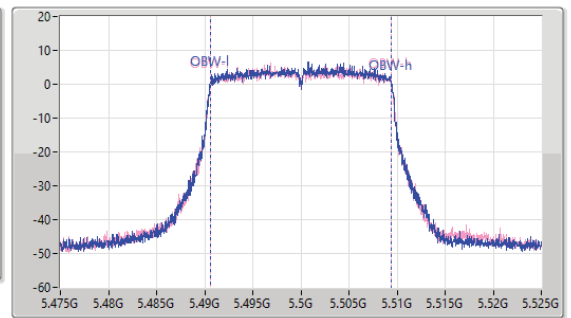
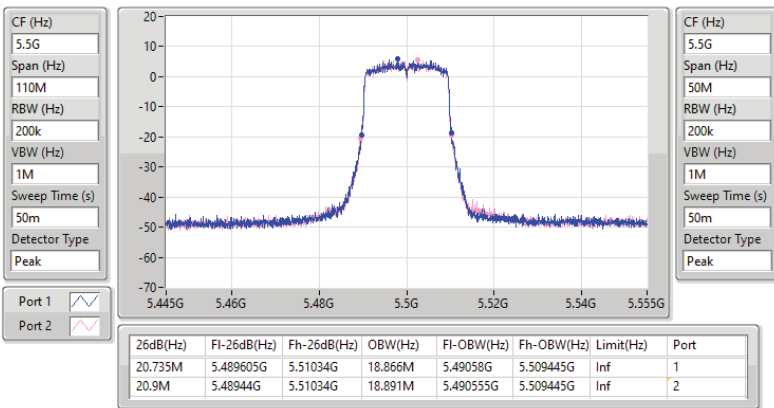


5.47-5.725GHz_802.11ax HEW20_Nss1,(MCS0)_2TX

EBW

5500MHz

08/09/2023



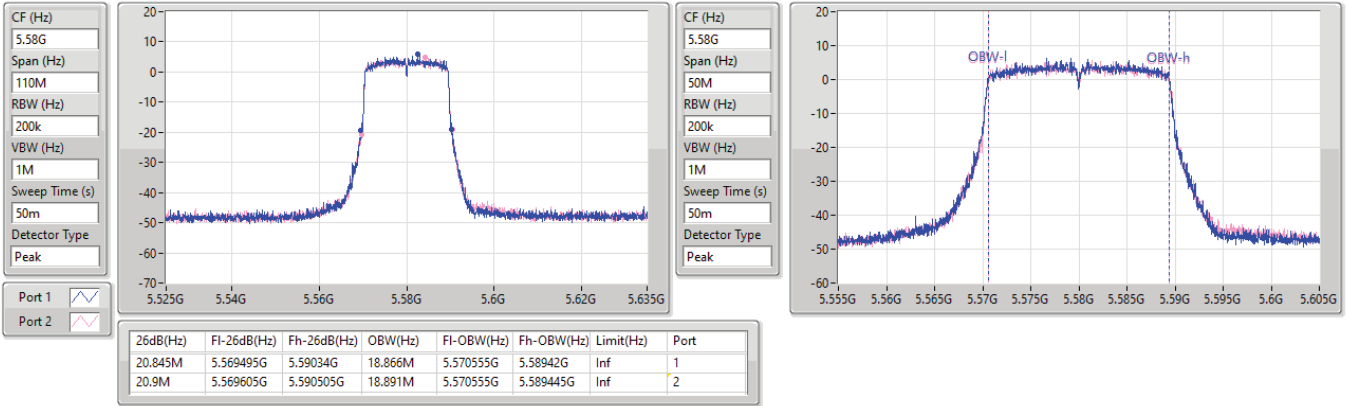


5.47-5.725GHz_802.11ax HEW20_Nss1,(MCS0)_2TX

EBW

5580MHz

08/09/2023

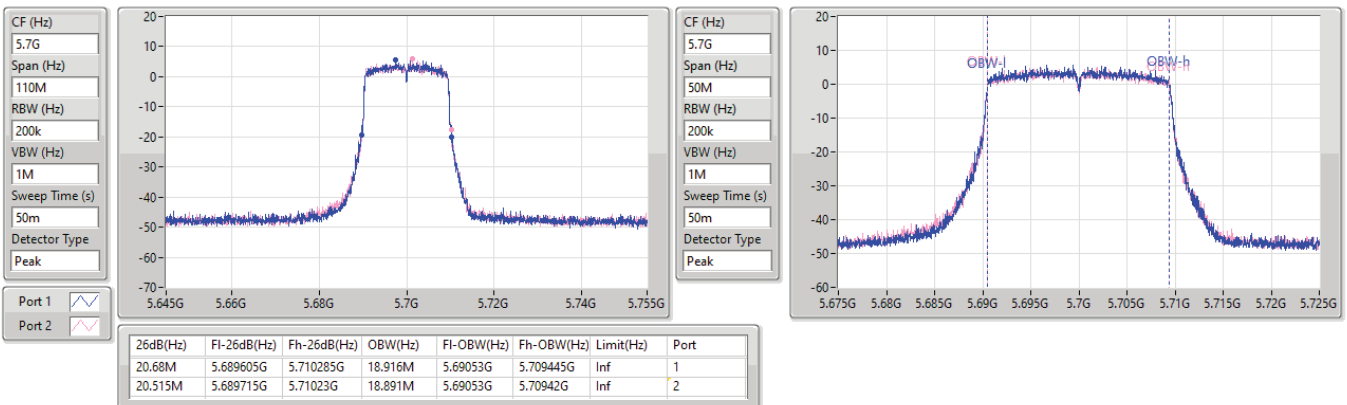


5.47-5.725GHz_802.11ax HEW20_Nss1,(MCS0)_2TX

EBW

5700MHz

08/09/2023



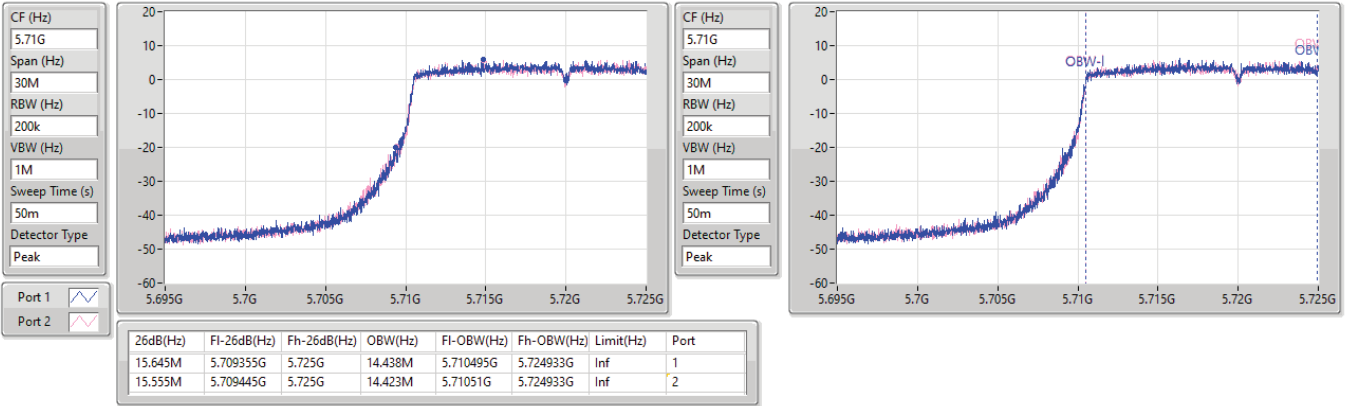


5.47-5.725GHz_802.11ax HEW20_Nss1,(MCS0)_2TX

EBW

5720MHz Straddle 5.47-5.725GHz

08/09/2023

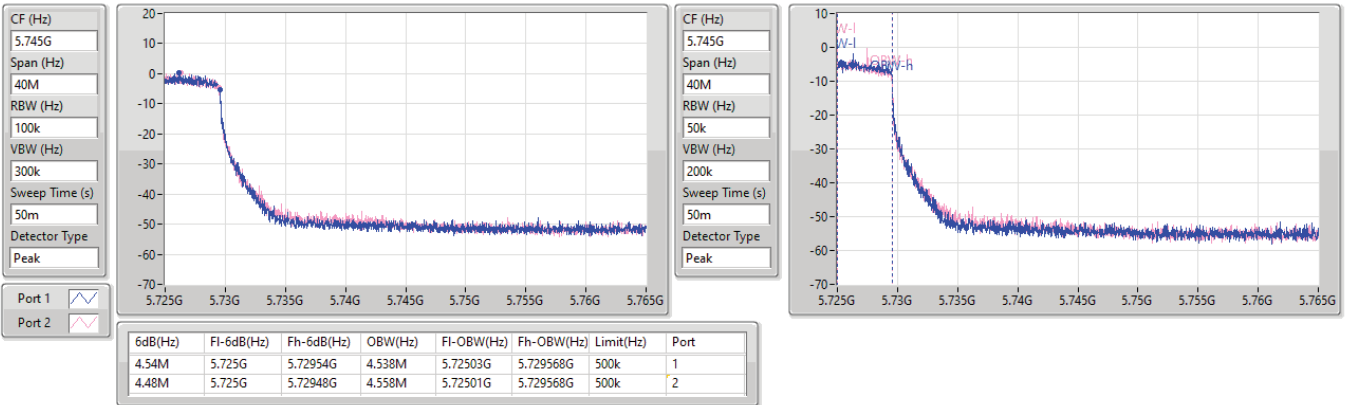


5.725-5.85GHz_802.11ax HEW20_Nss1,(MCS0)_2TX

EBW

5720MHz Straddle 5.725-5.85GHz

08/09/2023



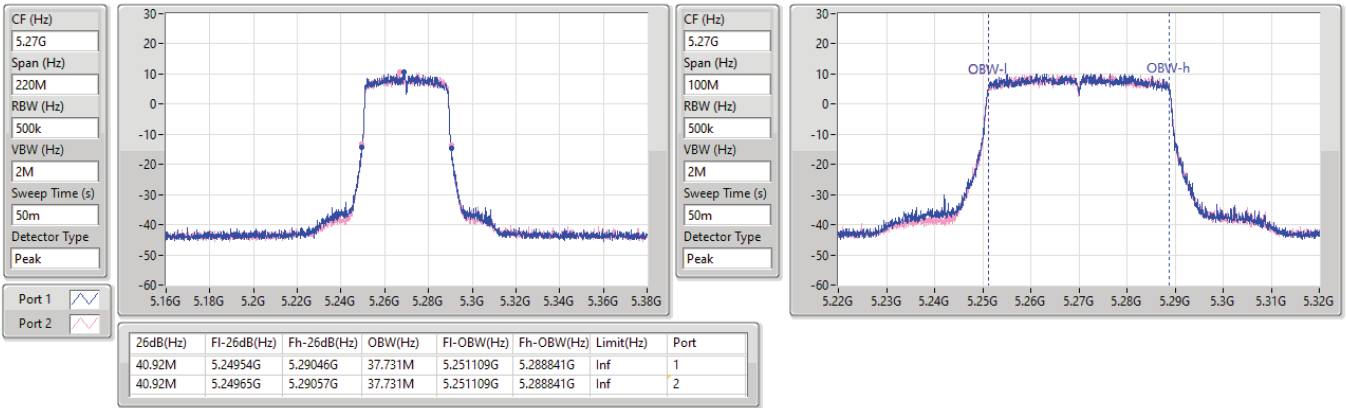


5.25-5.35GHz_802.11ax_HEW40_Nss1,(MCS0)_2TX

EBW

5270MHz

08/09/2023

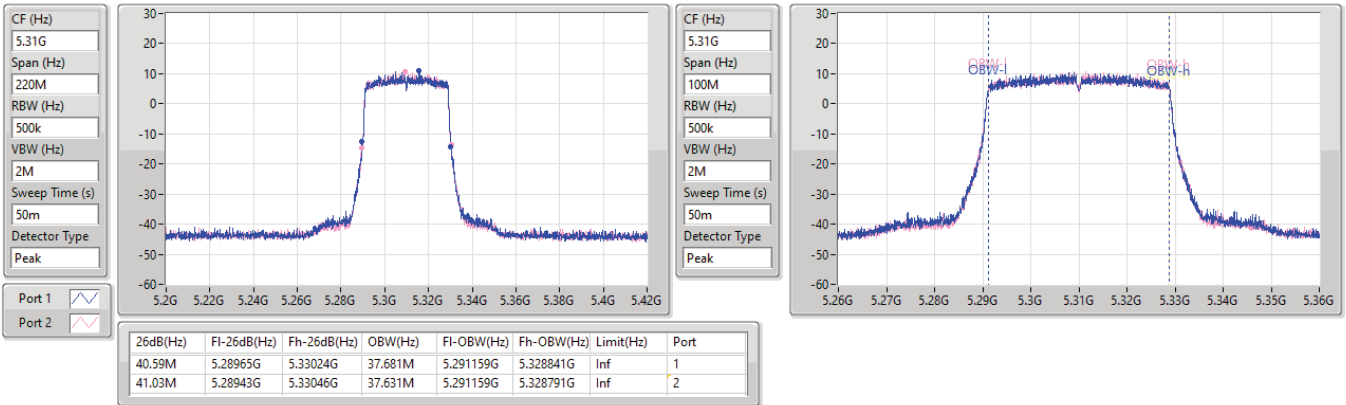


5.25-5.35GHz_802.11ax_HEW40_Nss1,(MCS0)_2TX

EBW

5310MHz

08/09/2023



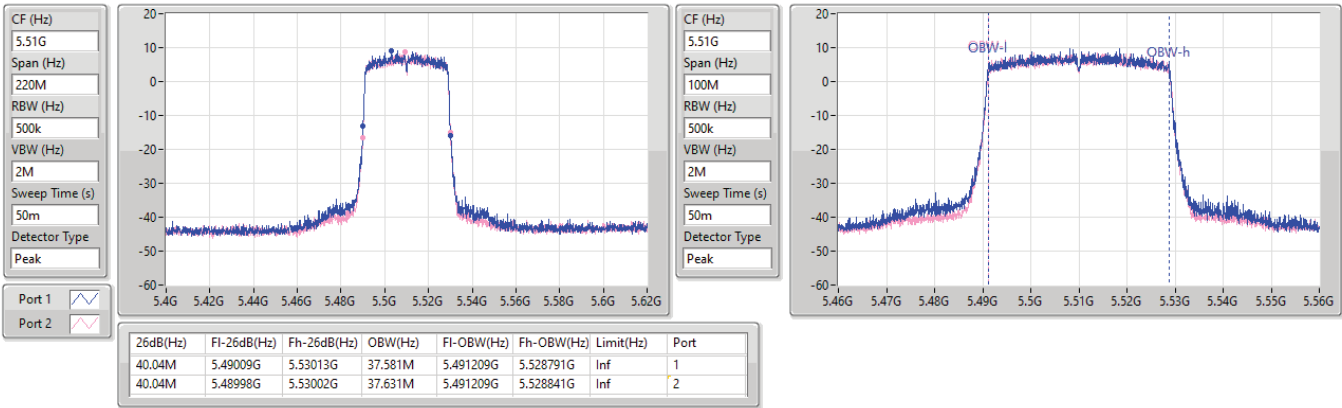


5.47-5.725GHz_802.11ax HEW40_Nss1,(MCS0)_2TX

EBW

5510MHz

05/10/2023

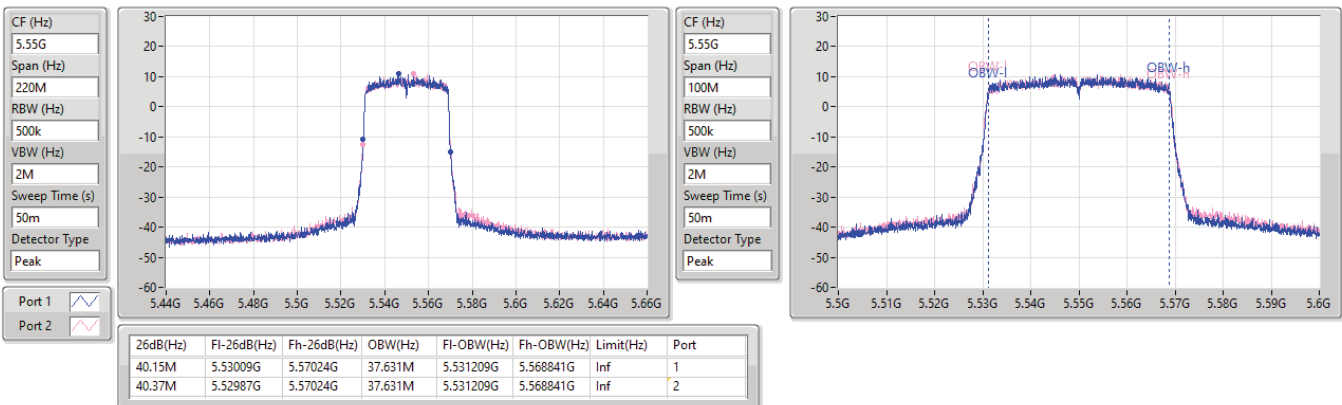


5.47-5.725GHz_802.11ax HEW40_Nss1,(MCS0)_2TX

EBW

5550MHz

08/09/2023



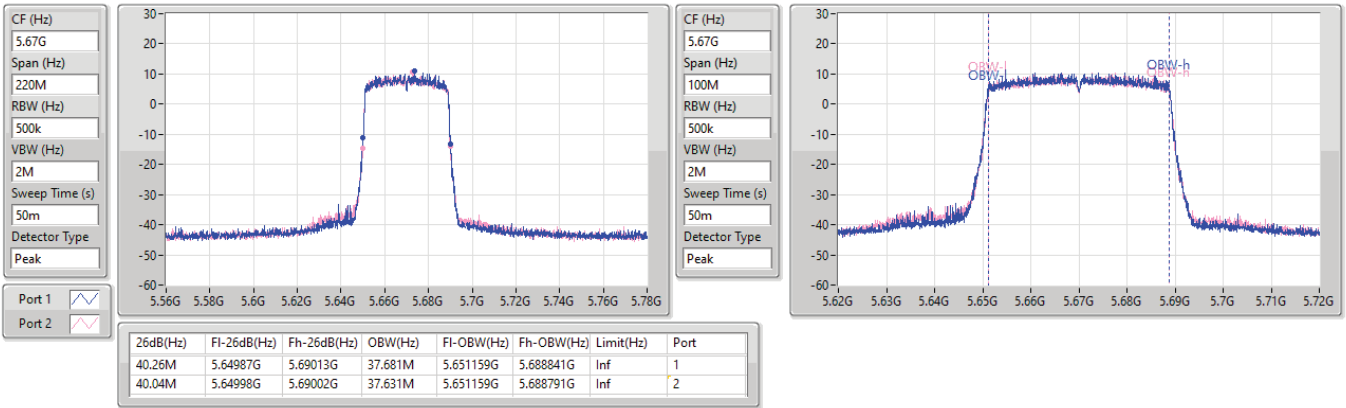


5.47-5.725GHz_802.11ax HEW40_Nss1,(MCS0)_2TX

EBW

5670MHz

08/09/2023

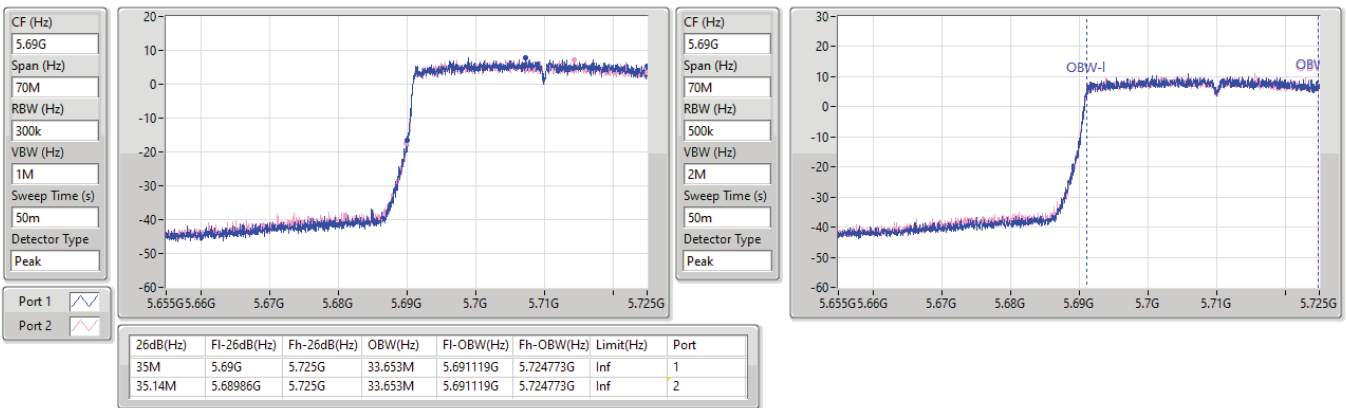


5.47-5.725GHz_802.11ax HEW40_Nss1,(MCS0)_2TX

EBW

5710MHz Straddle 5.47-5.725GHz

08/09/2023



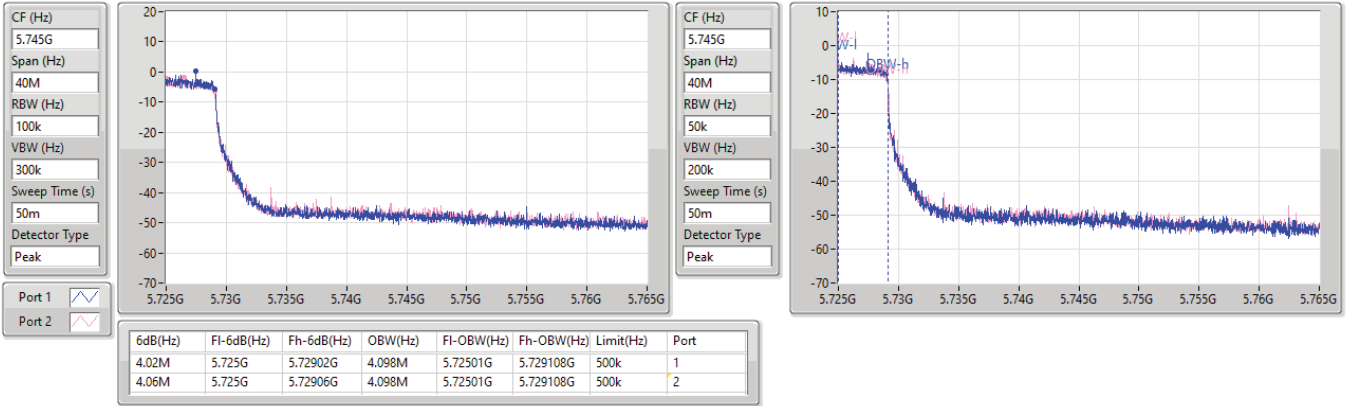


5.725-5.85GHz_802.11ax HEW40_Nss1,(MCS0)_2TX

EBW

5710MHz Straddle 5.725-5.85GHz

08/09/2023

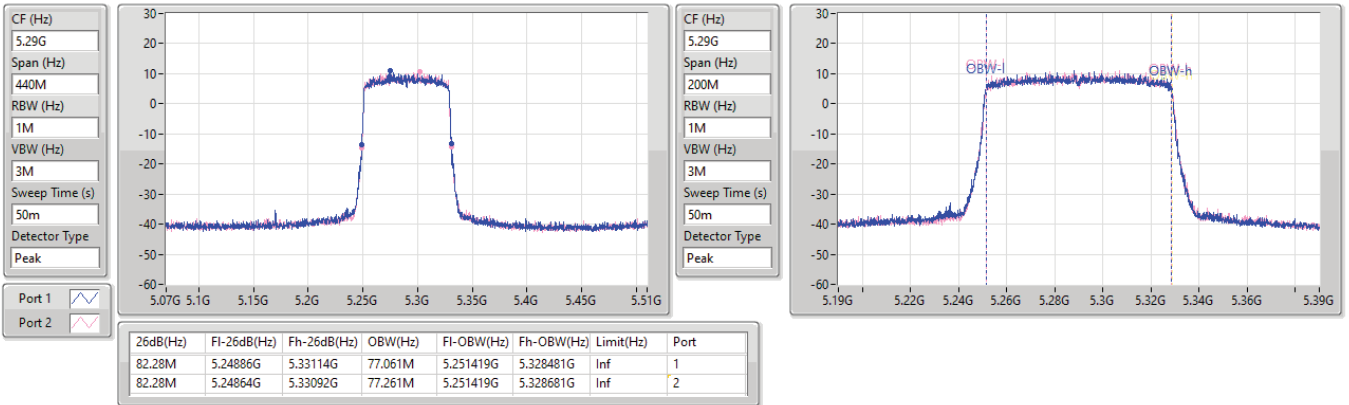


5.25-5.35GHz_802.11ax HEW80_Nss1,(MCS0)_2TX

EBW

5290MHz

08/09/2023



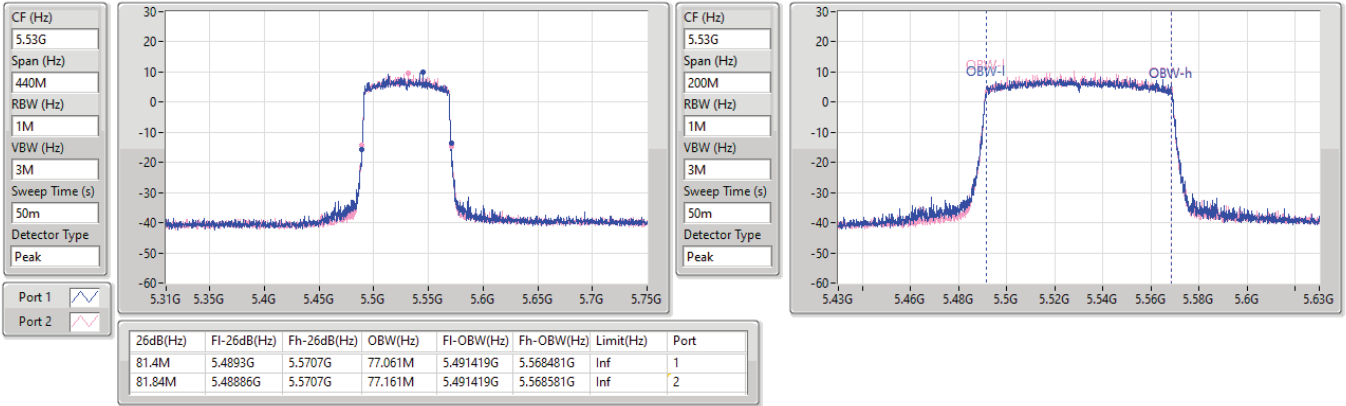


5.47-5.725GHz_802.11ax HEW80_Nss1,(MCS0)_2TX

EBW

5530MHz

05/10/2023

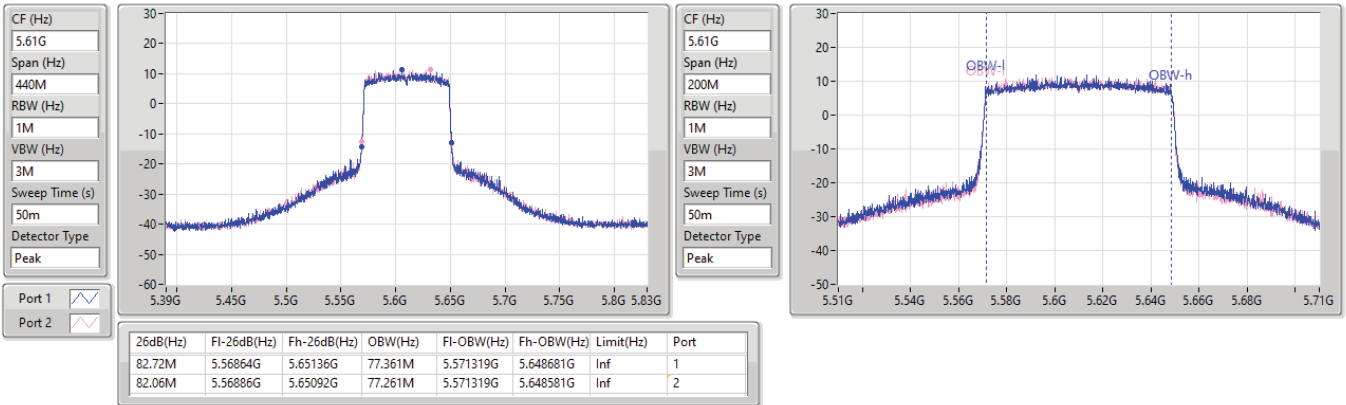


5.47-5.725GHz_802.11ax HEW80_Nss1,(MCS0)_2TX

EBW

5610MHz

05/10/2023



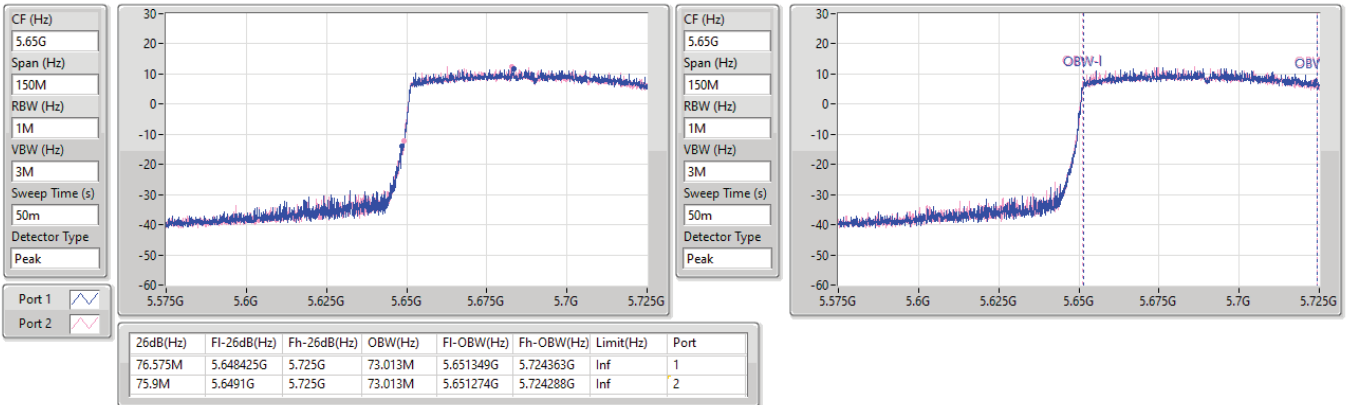


5.47-5.725GHz_802.11ax HEW80_Nss1,(MCS0)_2TX

EBW

5690MHz Straddle 5.47-5.725GHz

08/09/2023

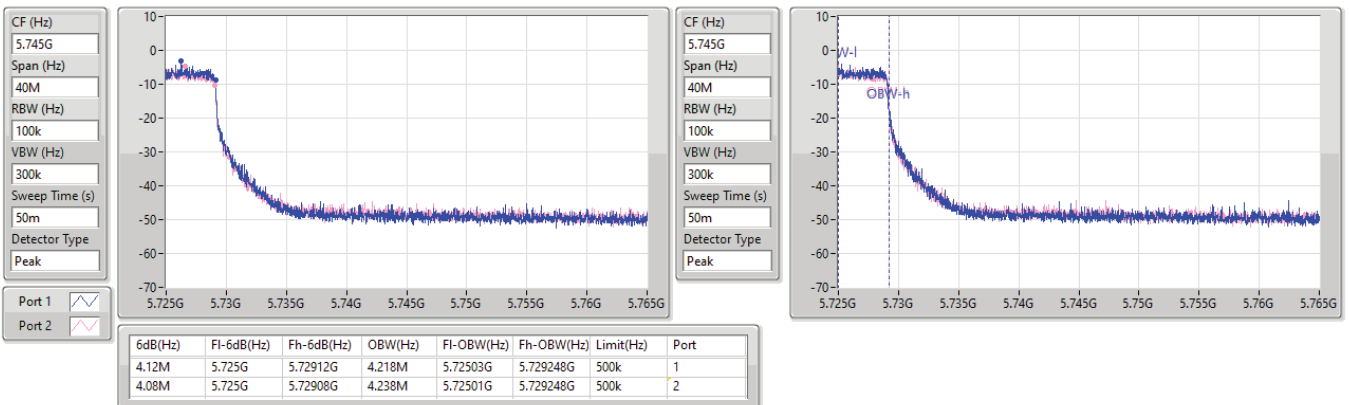


5.725-5.85GHz_802.11ax HEW80_Nss1,(MCS0)_2TX

EBW

5690MHz Straddle 5.725-5.85GHz

08/09/2023



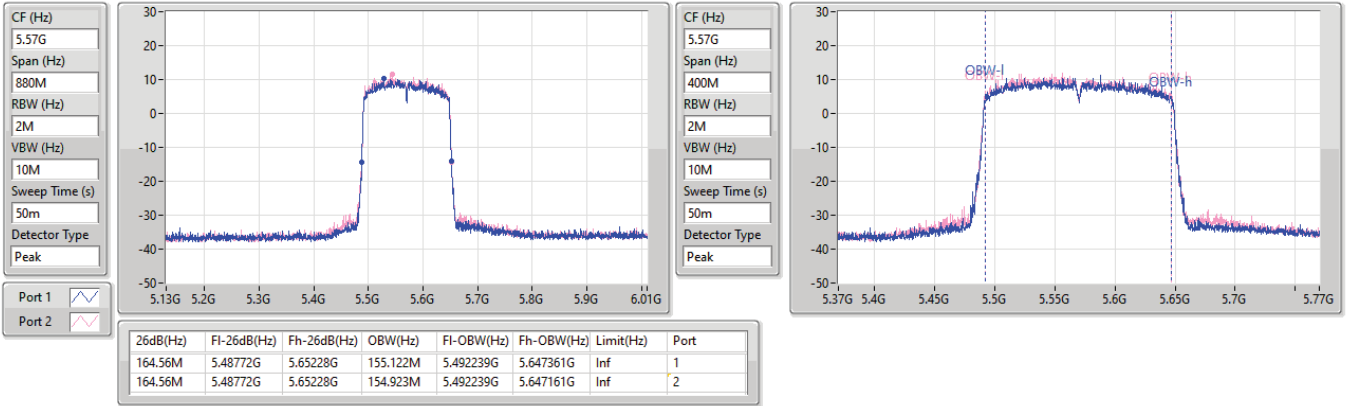


5.47-5.725GHz_802.11ax HEW160_Nss1,(MCS0)_2TX

EBW

5570MHz

05/10/2023





Summary

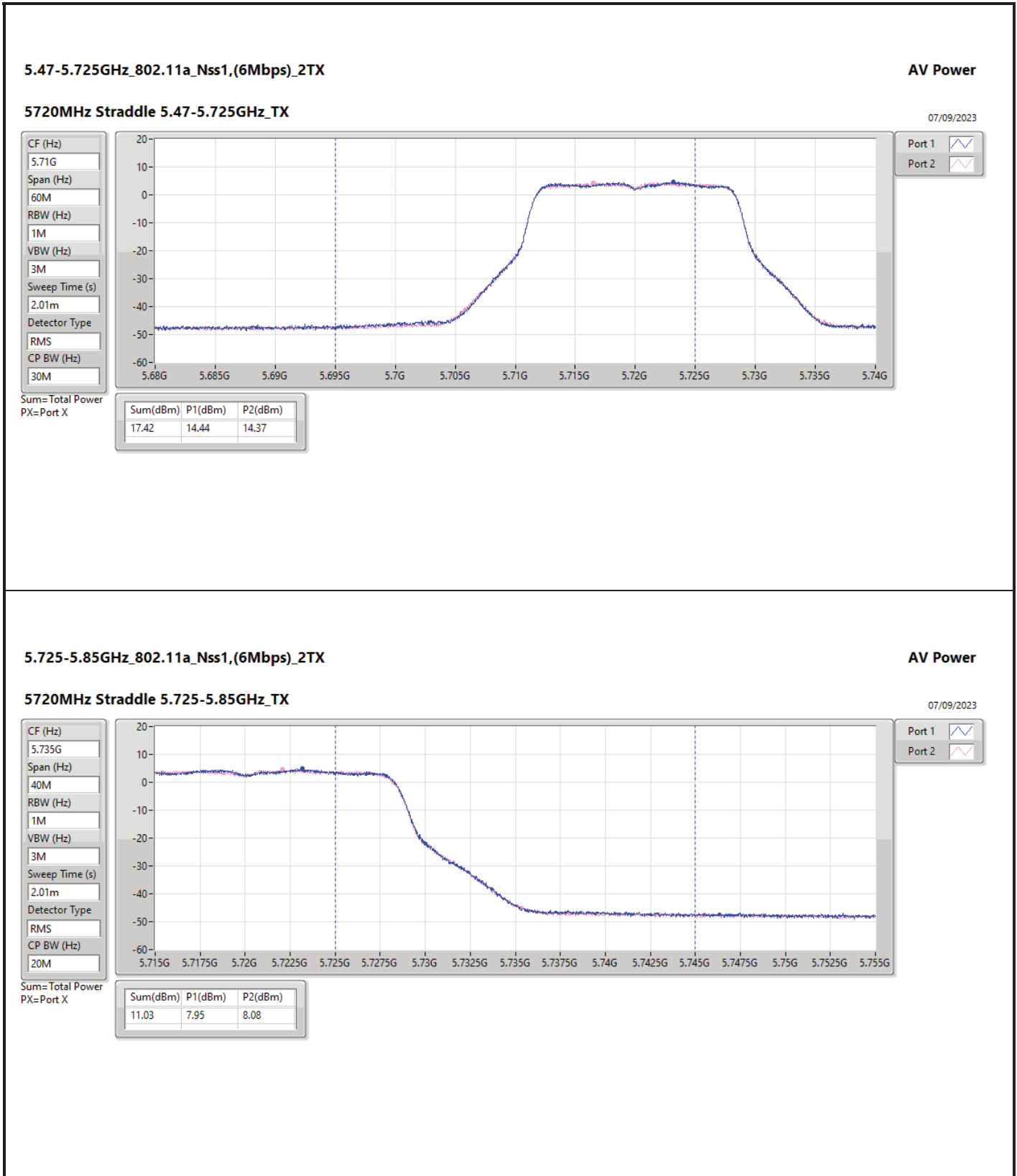
Mode	Total Power (dBm)	Total Power (W)	EIRP (dBm)	EIRP (W)
5.25-5.35GHz	-	-	-	-
802.11a_Nss1,(6Mbps)_2TX	18.51	0.07096	26.91	0.49091
802.11ax HEW20_Nss1,(MCS0)_2TX	18.43	0.06966	26.83	0.48195
802.11ax HEW40_Nss1,(MCS0)_2TX	20.97	0.12503	29.37	0.86497
802.11ax HEW80_Nss1,(MCS0)_2TX	20.78	0.11967	29.18	0.82794
5.47-5.725GHz	-	-	-	-
802.11a_Nss1,(6Mbps)_2TX	18.55	0.07161	26.95	0.49545
802.11ax HEW20_Nss1,(MCS0)_2TX	18.06	0.06397	26.46	0.44259
802.11ax HEW40_Nss1,(MCS0)_2TX	21.01	0.12618	29.41	0.87297
802.11ax HEW80_Nss1,(MCS0)_2TX	21.07	0.12794	29.47	0.88512
5.725-5.85GHz	-	-	-	-
802.11a_Nss1,(6Mbps)_2TX	11.03	0.01268	19.43	0.08770
802.11ax HEW20_Nss1,(MCS0)_2TX	11.23	0.01327	19.63	0.09183
802.11ax HEW40_Nss1,(MCS0)_2TX	10.46	0.01112	18.86	0.07691
802.11ax HEW80_Nss1,(MCS0)_2TX	7.61	0.00577	16.01	0.03990



Result

Mode	Result	DG (dBi)	Port 1 (dBm)	Port 2 (dBm)	Total Power (dBm)	Power Limit (dBm)	EIRP (dBm)	EIRP Limit (dBm)
802.11a_Nss1,(6Mbps)_2TX	-	-	-	-	-	-	-	-
5260MHz	Pass	8.40	15.03	15.23	18.14	21.52	26.54	29.92
5300MHz	Pass	8.40	15.48	15.51	18.51	21.58	26.91	30.00
5320MHz	Pass	8.40	15.37	15.31	18.35	21.58	26.75	29.98
5500MHz	Pass	8.40	15.61	15.46	18.55	21.44	26.95	29.84
5580MHz	Pass	8.40	15.43	15.35	18.40	21.51	26.80	29.91
5700MHz	Pass	8.40	15.62	15.28	18.46	21.53	26.86	29.93
5720MHz Straddle 5.47-5.725GHz	Pass	8.40	14.44	14.37	17.42	20.20	25.82	28.60
5720MHz Straddle 5.725-5.85GHz	Pass	8.40	7.95	8.08	11.03	27.60	19.43	36.00
802.11ax HEW20_Nss1,(MCS0)_2TX	-	-	-	-	-	-	-	-
5260MHz	Pass	8.40	15.17	15.28	18.24	21.57	26.64	29.97
5300MHz	Pass	8.40	15.33	15.51	18.43	21.58	26.83	30.00
5320MHz	Pass	8.40	15.47	15.28	18.39	21.58	26.79	30.00
5500MHz	Pass	8.40	15.11	14.98	18.06	21.58	26.46	30.00
5580MHz	Pass	8.40	14.9	15	17.96	21.58	26.36	30.00
5700MHz	Pass	8.40	14.99	14.75	17.88	21.58	26.28	30.00
5720MHz Straddle 5.47-5.725GHz	Pass	8.40	13.5	13.57	16.55	20.47	24.95	28.87
5720MHz Straddle 5.725-5.85GHz	Pass	8.40	8.58	7.83	11.23	27.60	19.63	36.00
802.11ax HEW40_Nss1,(MCS0)_2TX	-	-	-	-	-	-	-	-
5270MHz	Pass	8.40	17.75	17.7	20.74	21.58	29.14	30.00
5310MHz	Pass	8.40	18.02	17.89	20.97	21.58	29.37	30.00
5510MHz	Pass	8.40	18.06	17.94	21.01	21.58	29.41	30.00
5550MHz	Pass	8.40	17.87	17.92	20.91	21.58	29.31	30.00
5670MHz	Pass	8.40	17.91	17.8	20.87	21.58	29.27	30.00
5710MHz Straddle 5.47-5.725GHz	Pass	8.40	17.37	17.23	20.31	21.58	28.71	30.00
5710MHz Straddle 5.725-5.85GHz	Pass	8.40	7.79	7.09	10.46	27.60	18.86	36.00
802.11ax HEW80_Nss1,(MCS0)_2TX	-	-	-	-	-	-	-	-
5290MHz	Pass	8.40	17.68	17.85	20.78	21.58	29.18	30.00
5530MHz	Pass	8.40	17.63	17.7	20.68	21.58	29.08	30.00
5610MHz	Pass	8.40	17.76	17.56	20.67	21.58	29.07	30.00
5690MHz Straddle 5.47-5.725GHz	Pass	8.40	18.25	17.86	21.07	21.58	29.47	30.00
5690MHz Straddle 5.725-5.85GHz	Pass	8.40	5.08	4.07	7.61	27.60	16.01	36.00

DG = Directional Gain; Port X = Port X output power



5.725-5.85GHz_802.11a_Nss1,(6Mbps)_2TX

AV Power

5720MHz Straddle 5.725-5.85GHz_TX

07/09/2023

CF (Hz)
5.735G

Span (Hz)
40M

RBW (Hz)
1M

VBW (Hz)
3M

Sweep Time (s)
2.01m

Detector Type
RMS

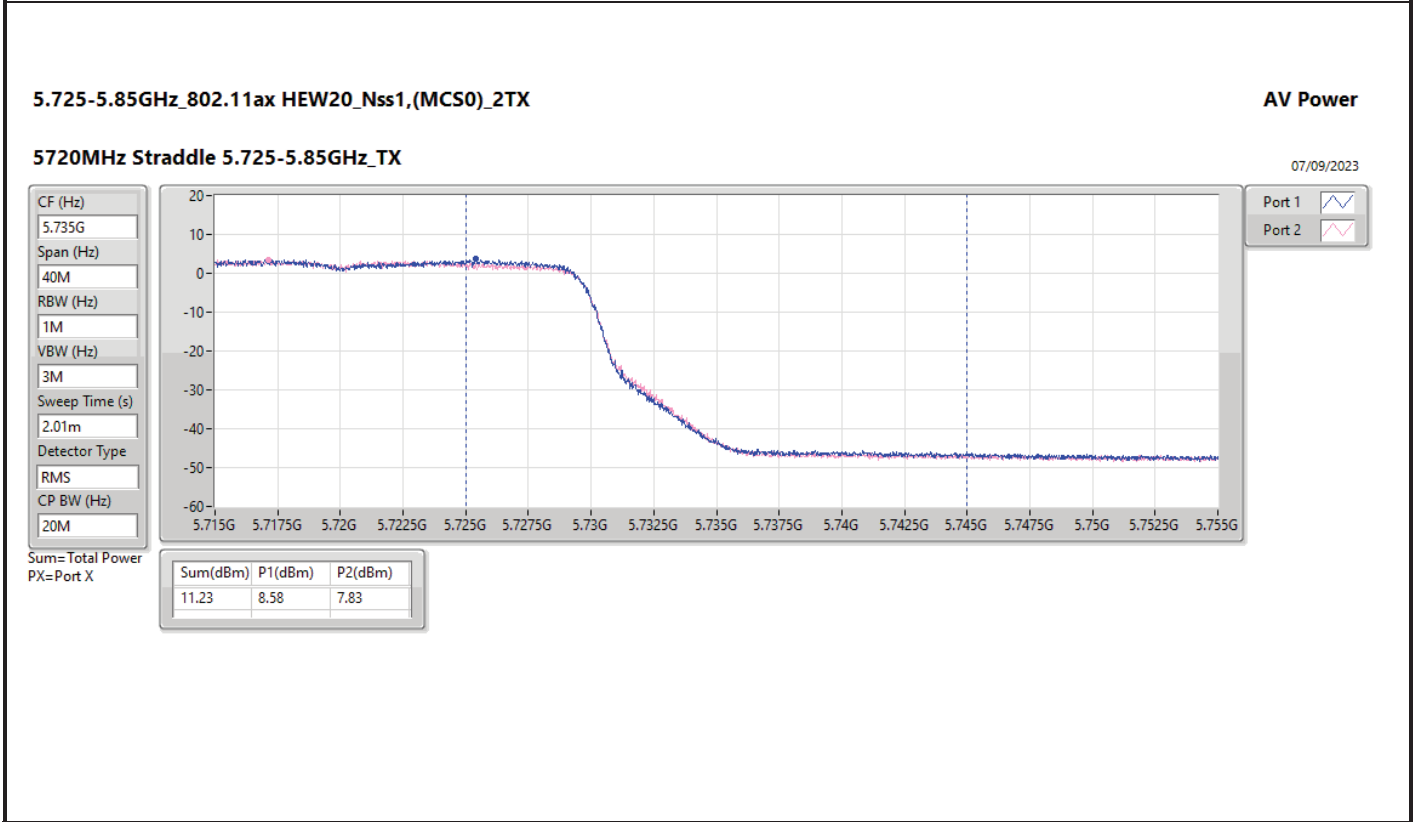
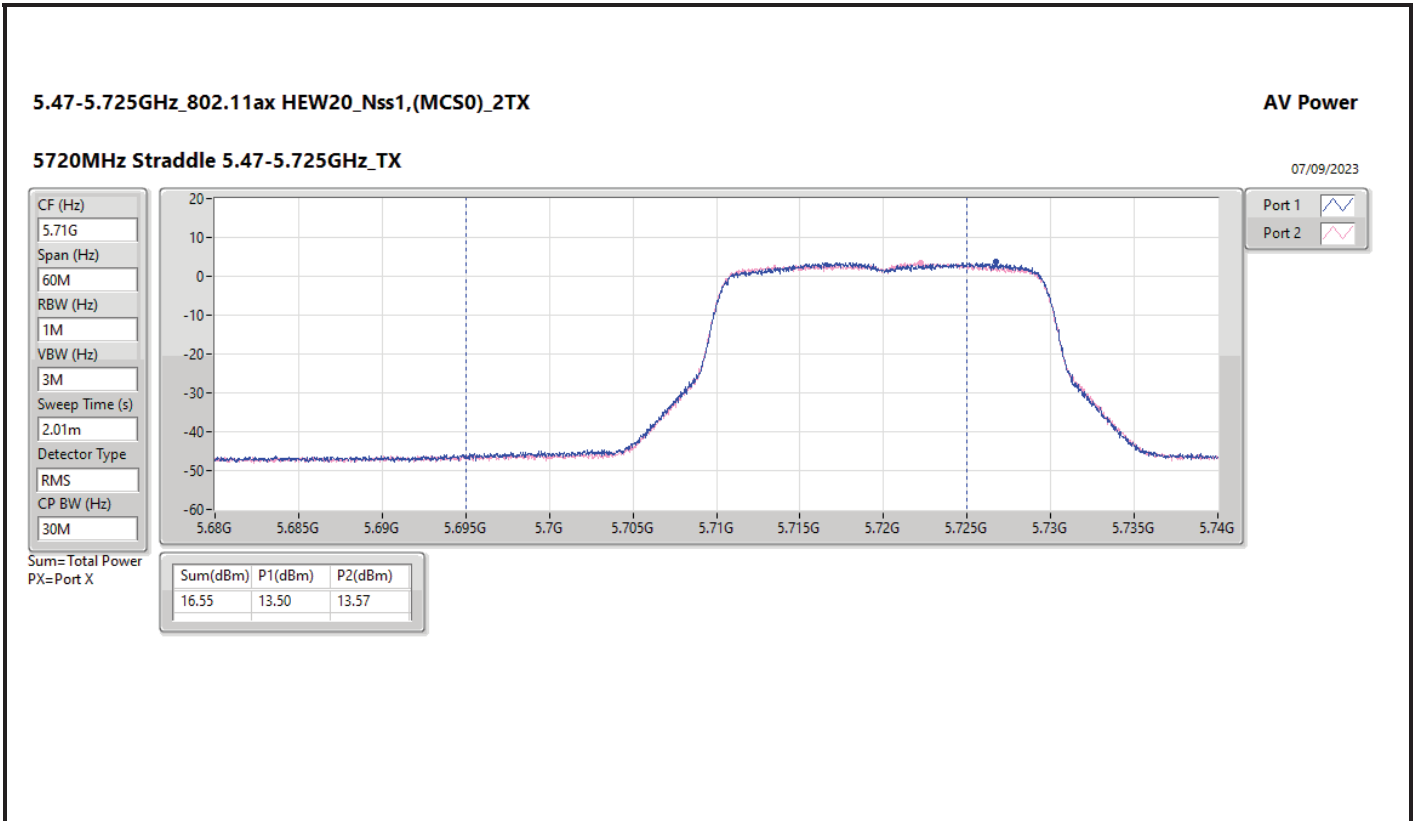
CP BW (Hz)
20M

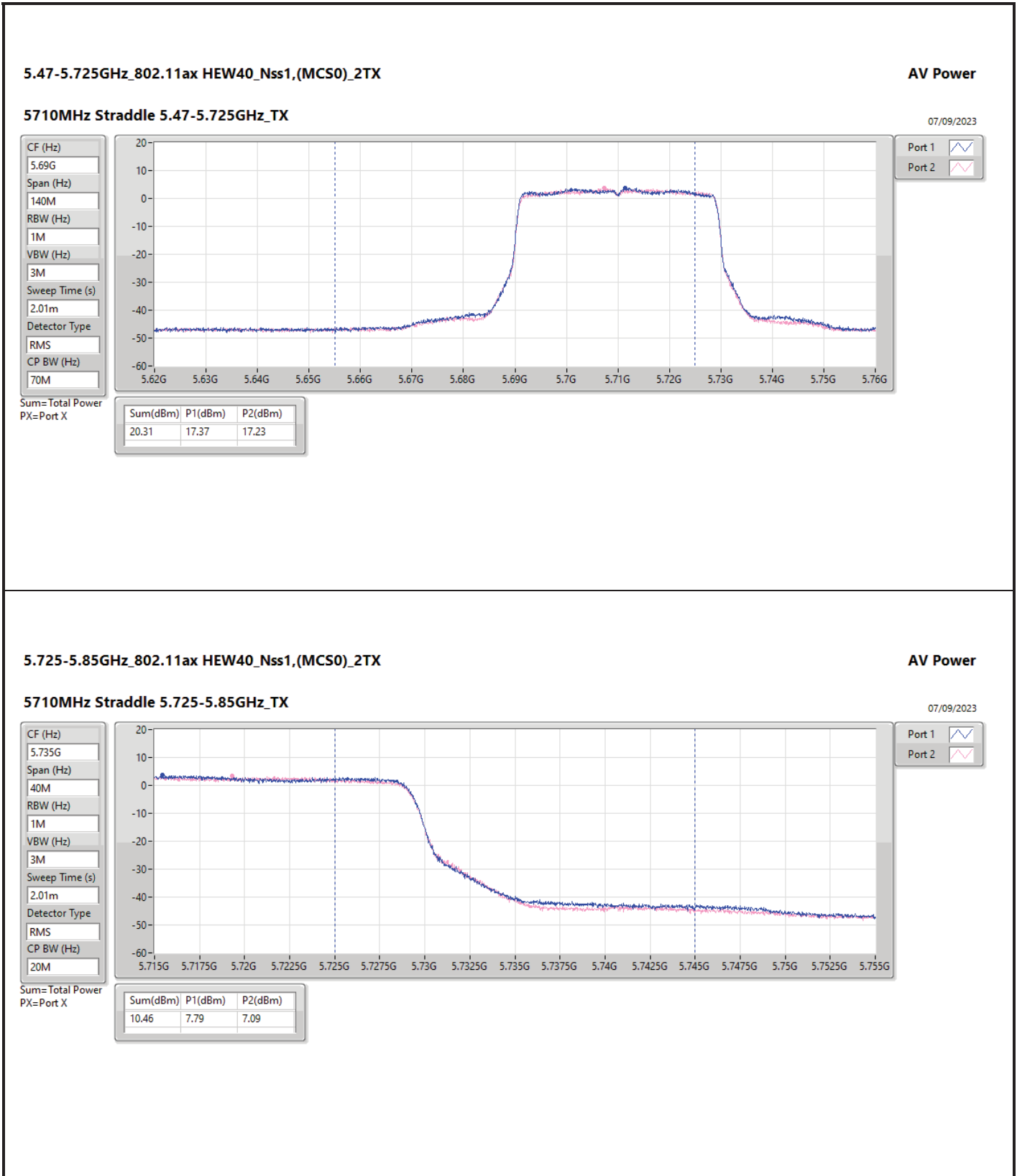
Port 1

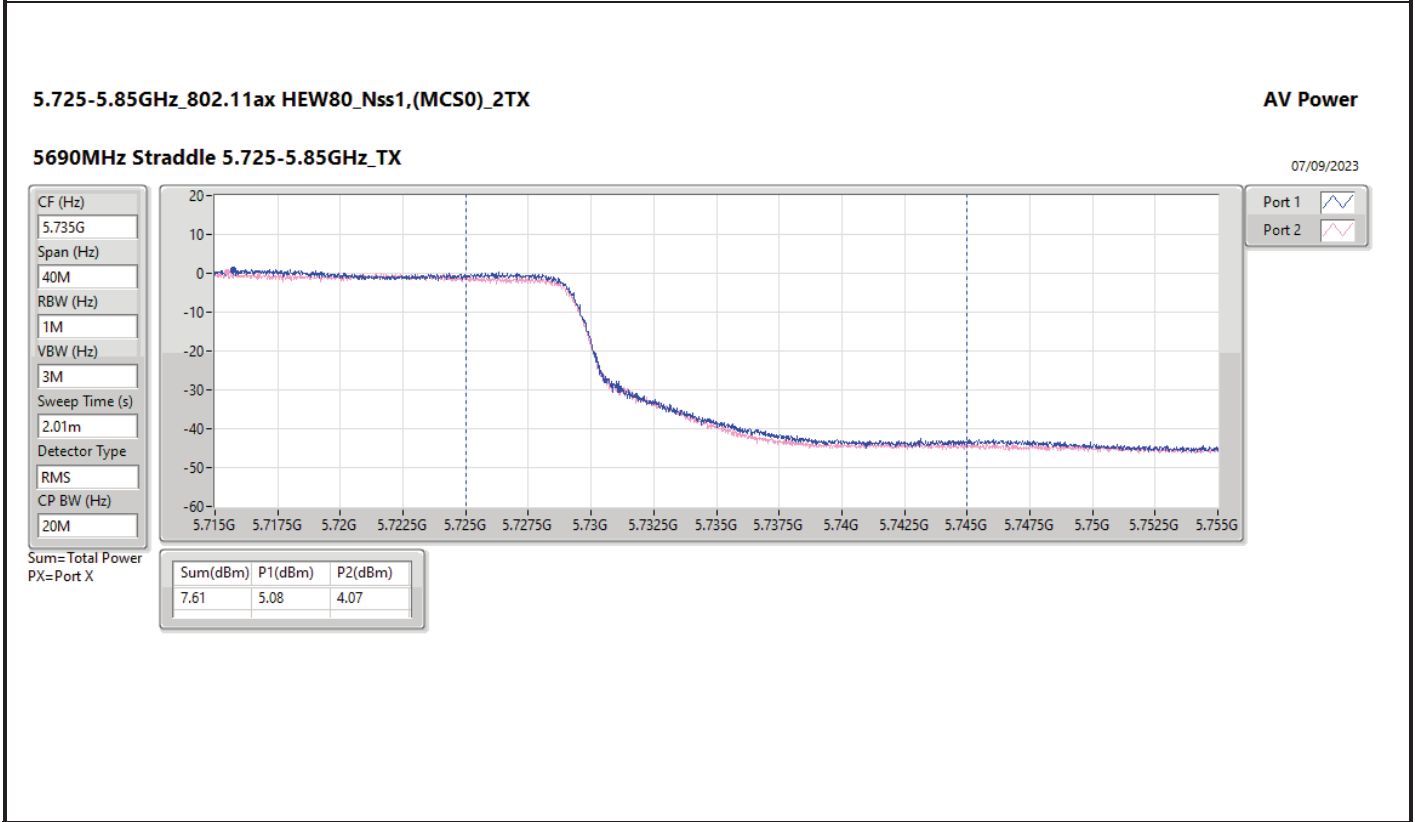
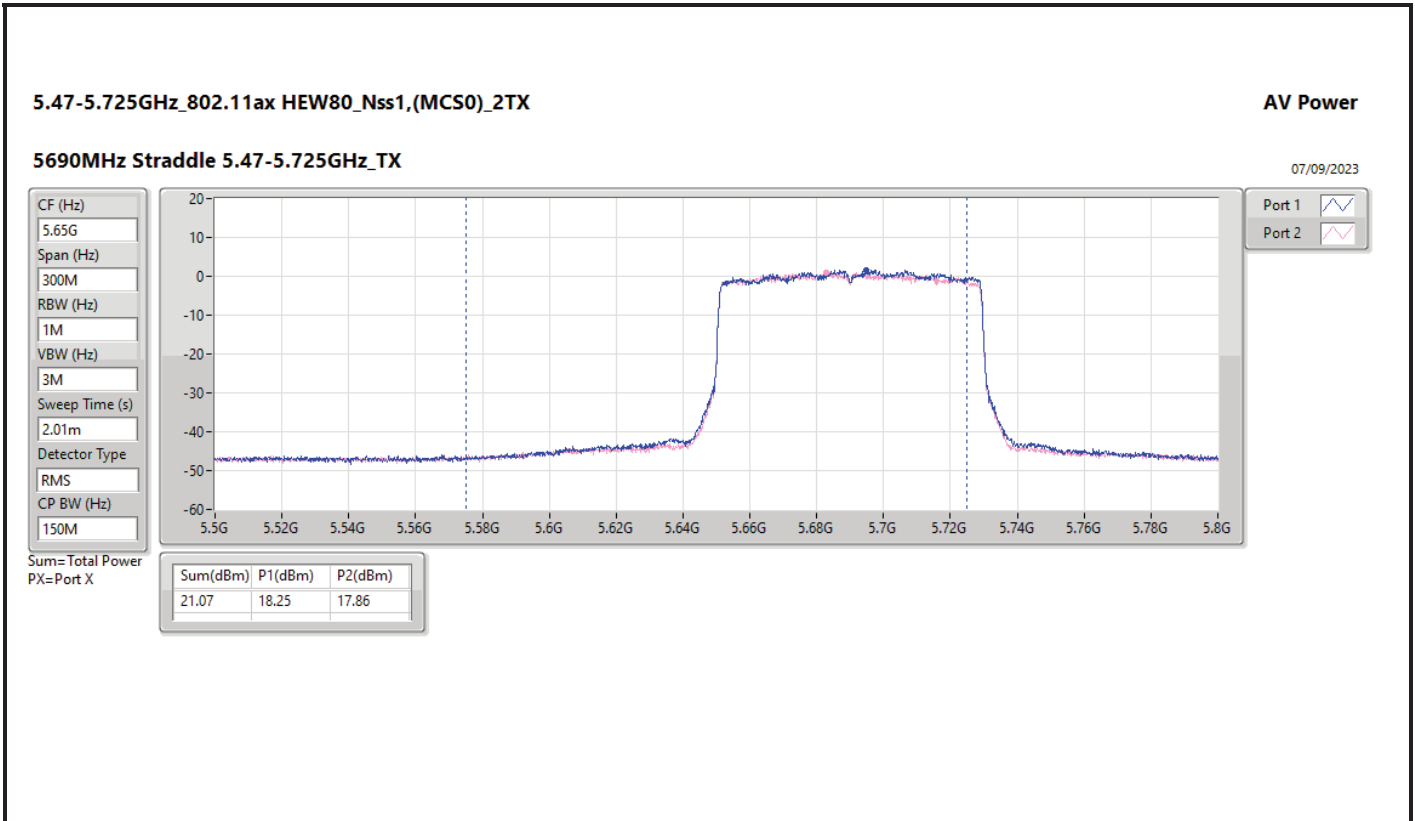
Port 2

Sum=Total Power
PX=Port X

Sum(dBm)	P1(dBm)	P2(dBm)
11.03	7.95	8.08









Summary

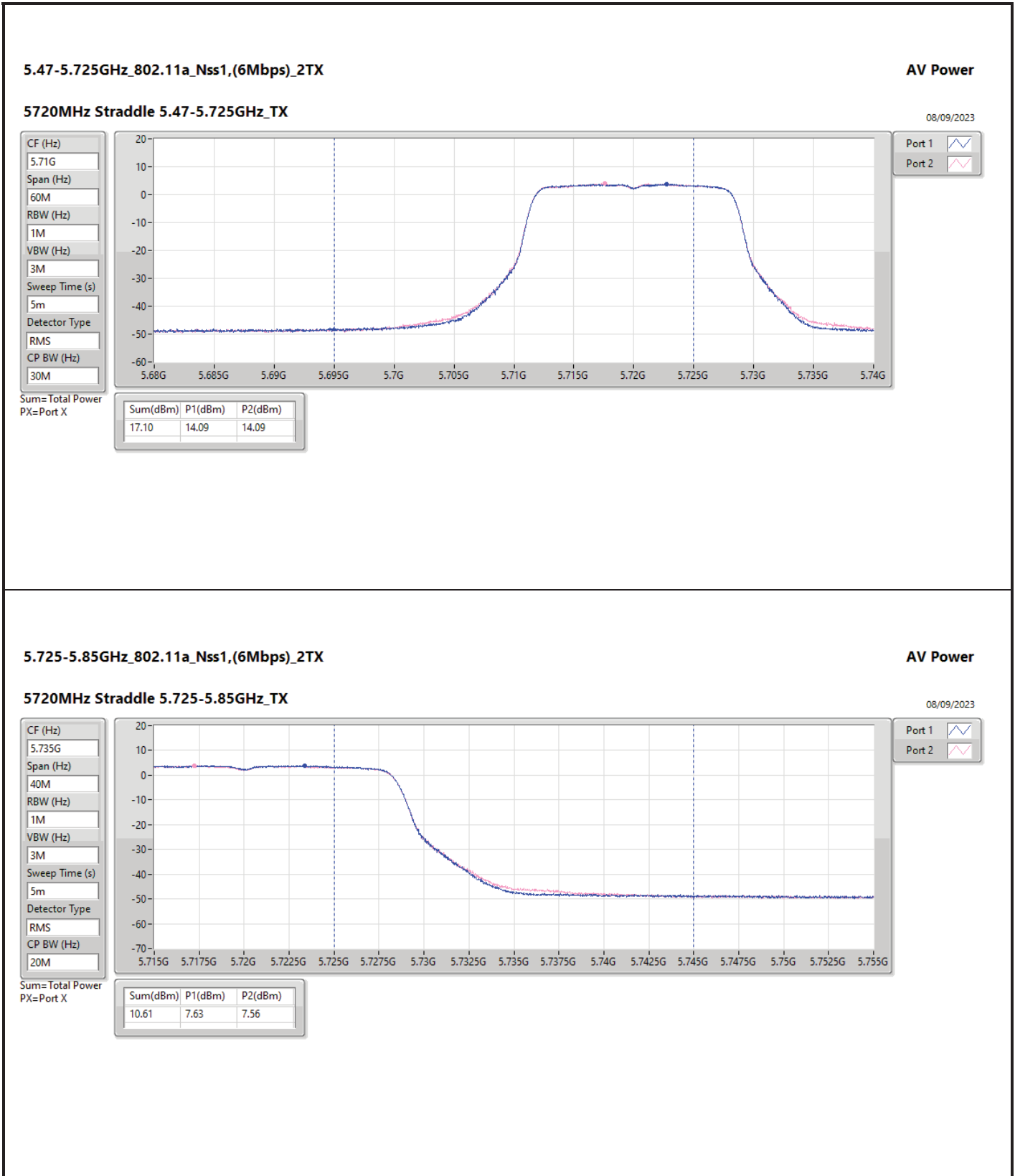
Mode	Total Power (dBm)	Total Power (W)	EIRP (dBm)	EIRP (W)
5.15-5.25GHz	-	-	-	-
802.11ax HEW160_Nss1,(MCS0)_2TX	16.46	0.04426	24.86	0.30620
5.25-5.35GHz	-	-	-	-
802.11a_Nss1,(6Mbps)_2TX	18.58	0.07211	26.98	0.49888
802.11ax HEW20_Nss1,(MCS0)_2TX	18.42	0.06950	26.82	0.48084
802.11ax HEW40_Nss1,(MCS0)_2TX	21.09	0.12853	29.49	0.88920
802.11ax HEW80_Nss1,(MCS0)_2TX	20.69	0.11722	29.09	0.81096
802.11ax HEW160_Nss1,(MCS0)_2TX	16.35	0.04315	24.75	0.29854
5.47-5.725GHz	-	-	-	-
802.11a_Nss1,(6Mbps)_2TX	18.68	0.07379	27.08	0.51050
802.11ax HEW20_Nss1,(MCS0)_2TX	18.61	0.07261	27.01	0.50234
802.11ax HEW40_Nss1,(MCS0)_2TX	21.08	0.12823	29.48	0.88716
802.11ax HEW80_Nss1,(MCS0)_2TX	20.89	0.12274	29.29	0.84918
802.11ax HEW160_Nss1,(MCS0)_2TX	20.71	0.11776	29.11	0.81470
5.725-5.85GHz	-	-	-	-
802.11a_Nss1,(6Mbps)_2TX	26.35	0.43152	34.75	2.98538
802.11ax HEW20_Nss1,(MCS0)_2TX	26.42	0.43853	34.82	3.03389
802.11ax HEW40_Nss1,(MCS0)_2TX	9.65	0.00923	18.05	0.06383
802.11ax HEW80_Nss1,(MCS0)_2TX	6.45	0.00442	14.85	0.03055



Result

Mode	Result	DG (dBi)	Port 1 (dBm)	Port 2 (dBm)	Total Power (dBm)	Power Limit (dBm)	EIRP (dBm)	EIRP Limit (dBm)
802.11a_Nss1,(6Mbps)_2TX	-	-	-	-	-	-	-	-
5260MHz	Pass	8.40	15.55	15.59	18.58	21.34	26.98	29.74
5300MHz	Pass	8.40	15.09	15.65	18.39	21.34	26.79	29.74
5320MHz	Pass	8.40	15.66	15.43	18.56	21.34	26.96	29.74
5500MHz	Pass	8.40	15.62	15.71	18.68	21.34	27.08	29.74
5580MHz	Pass	8.40	15.69	15.62	18.67	21.38	27.07	29.78
5700MHz	Pass	8.40	15.25	15.36	18.32	21.33	26.72	29.73
5720MHz Straddle 5.47-5.725GHz	Pass	8.40	14.09	14.09	17.10	20.08	25.50	28.48
5720MHz Straddle 5.725-5.85GHz	Pass	8.40	7.63	7.56	10.61	27.60	19.01	36.00
5825MHz	Pass	8.40	22.79	23.83	26.35	27.60	34.75	36.00
802.11ax HEW20_Nss1,(MCS0)_2TX	-	-	-	-	-	-	-	-
5260MHz	Pass	8.40	15.42	15.39	18.42	21.58	26.82	30.00
5300MHz	Pass	8.40	15.37	15.40	18.40	21.58	26.80	30.00
5320MHz	Pass	8.40	15.33	15.12	18.24	21.58	26.64	30.00
5500MHz	Pass	8.40	15.25	15.45	18.36	21.58	26.76	30.00
5580MHz	Pass	8.40	15.22	15.25	18.25	21.58	26.65	30.00
5700MHz	Pass	8.40	15.56	15.64	18.61	21.58	27.01	30.00
5720MHz Straddle 5.47-5.725GHz	Pass	8.40	13.68	13.75	16.73	20.49	25.13	28.89
5720MHz Straddle 5.725-5.85GHz	Pass	8.40	8.07	7.77	10.93	27.60	19.33	36.00
5825MHz	Pass	8.40	22.90	23.87	26.42	27.60	34.82	36.00
802.11ax HEW40_Nss1,(MCS0)_2TX	-	-	-	-	-	-	-	-
5270MHz	Pass	8.40	17.94	17.99	20.98	21.58	29.38	30.00
5310MHz	Pass	8.40	17.91	18.25	21.09	21.58	29.49	30.00
5510MHz	Pass	8.40	18.02	18.12	21.08	21.58	29.48	30.00
5550MHz	Pass	8.40	17.48	17.72	20.61	21.58	29.01	30.00
5670MHz	Pass	8.40	17.75	17.63	20.70	21.58	29.10	30.00
5710MHz Straddle 5.47-5.725GHz	Pass	8.40	17.26	17.14	20.21	21.58	28.61	30.00
5710MHz Straddle 5.725-5.85GHz	Pass	8.40	6.64	6.63	9.65	27.60	18.05	36.00
802.11ax HEW80_Nss1,(MCS0)_2TX	-	-	-	-	-	-	-	-
5290MHz	Pass	8.40	17.60	17.75	20.69	21.58	29.09	30.00
5530MHz	Pass	8.40	17.61	17.76	20.70	21.58	29.10	30.00
5610MHz	Pass	8.40	17.72	18.04	20.89	21.58	29.29	30.00
5690MHz Straddle 5.47-5.725GHz	Pass	8.40	17.73	17.87	20.81	21.58	29.21	30.00
5690MHz Straddle 5.725-5.85GHz	Pass	8.40	3.57	3.30	6.45	27.60	14.85	36.00
802.11ax HEW160_Nss1,(MCS0)_2TX	-	-	-	-	-	-	-	-
5250MHz Straddle 5.15-5.25GHz	Pass	8.40	13.27	13.62	16.46	27.60	24.86	36.00
5250MHz Straddle 5.25-5.35GHz	Pass	8.40	13.23	13.44	16.35	21.58	24.75	30.00
5570MHz	Pass	8.40	17.60	17.79	20.71	21.58	29.11	30.00

DG = Directional Gain; Port X = Port X output power



5.725-5.85GHz_802.11a_Nss1,(6Mbps)_2TX

AV Power

5720MHz Straddle 5.725-5.85GHz_TX

08/09/2023

CF (Hz)

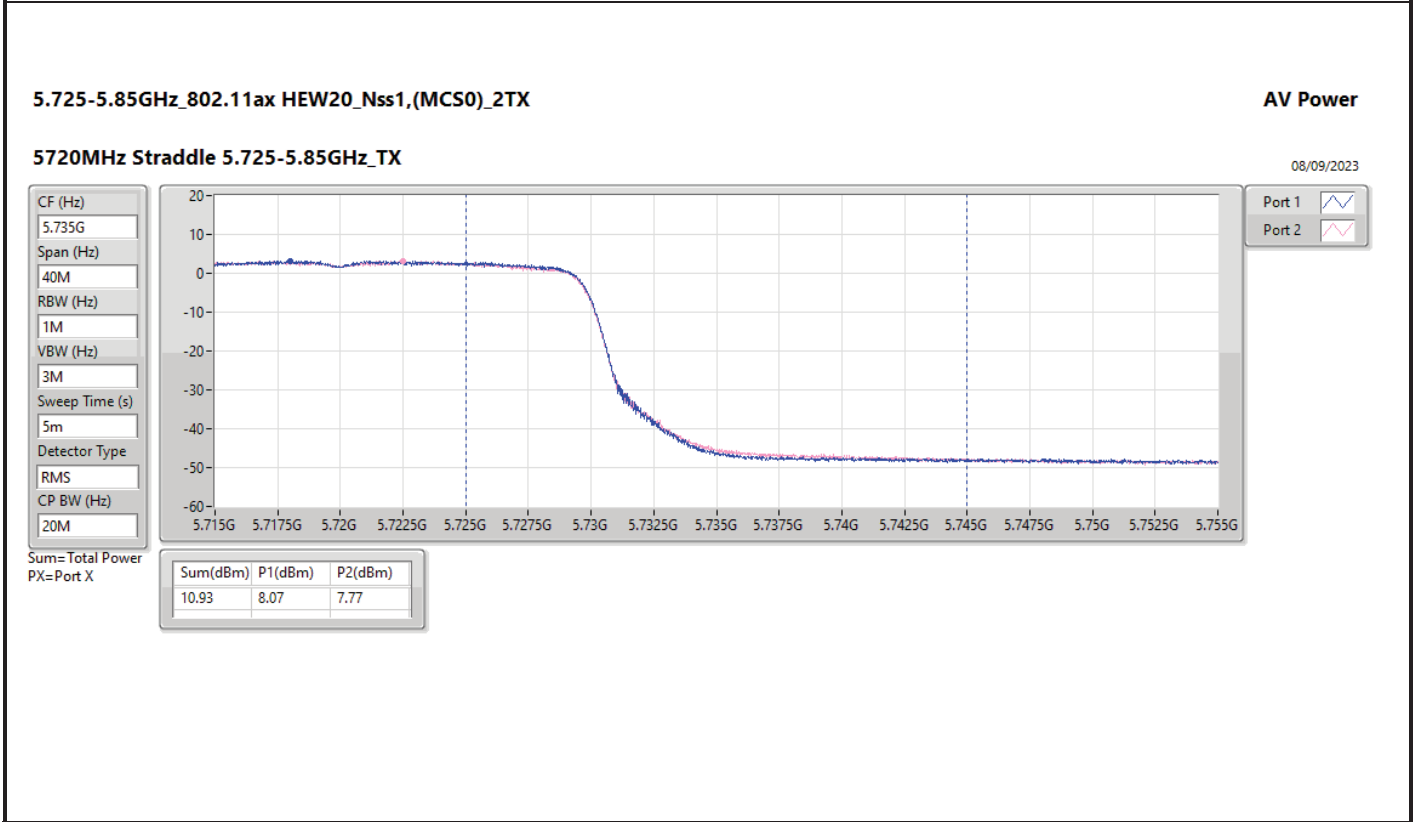
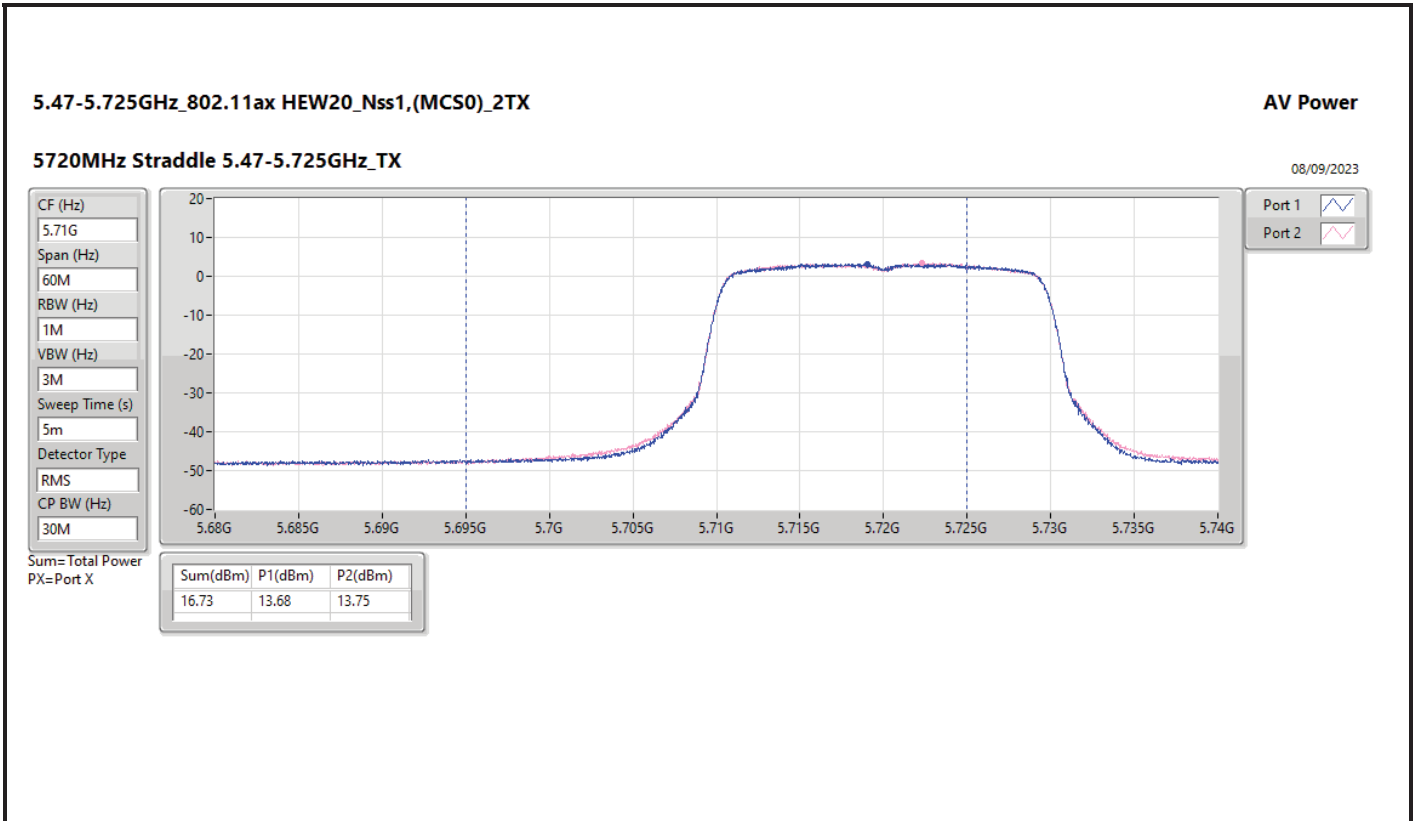
 Span (Hz)
 RBW (Hz)
 VBW (Hz)
 Sweep Time (s)
 Detector Type
 CP BW (Hz)

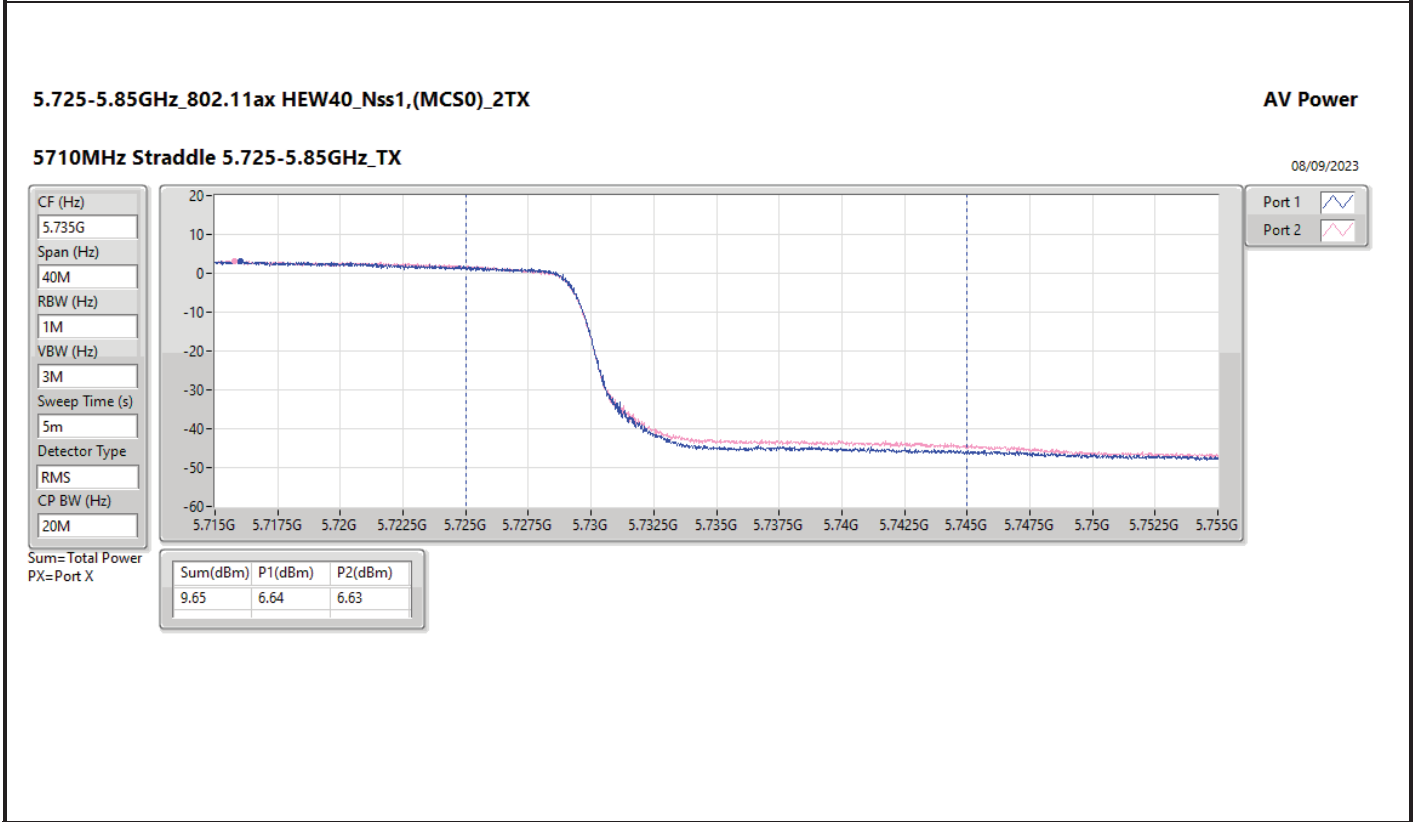
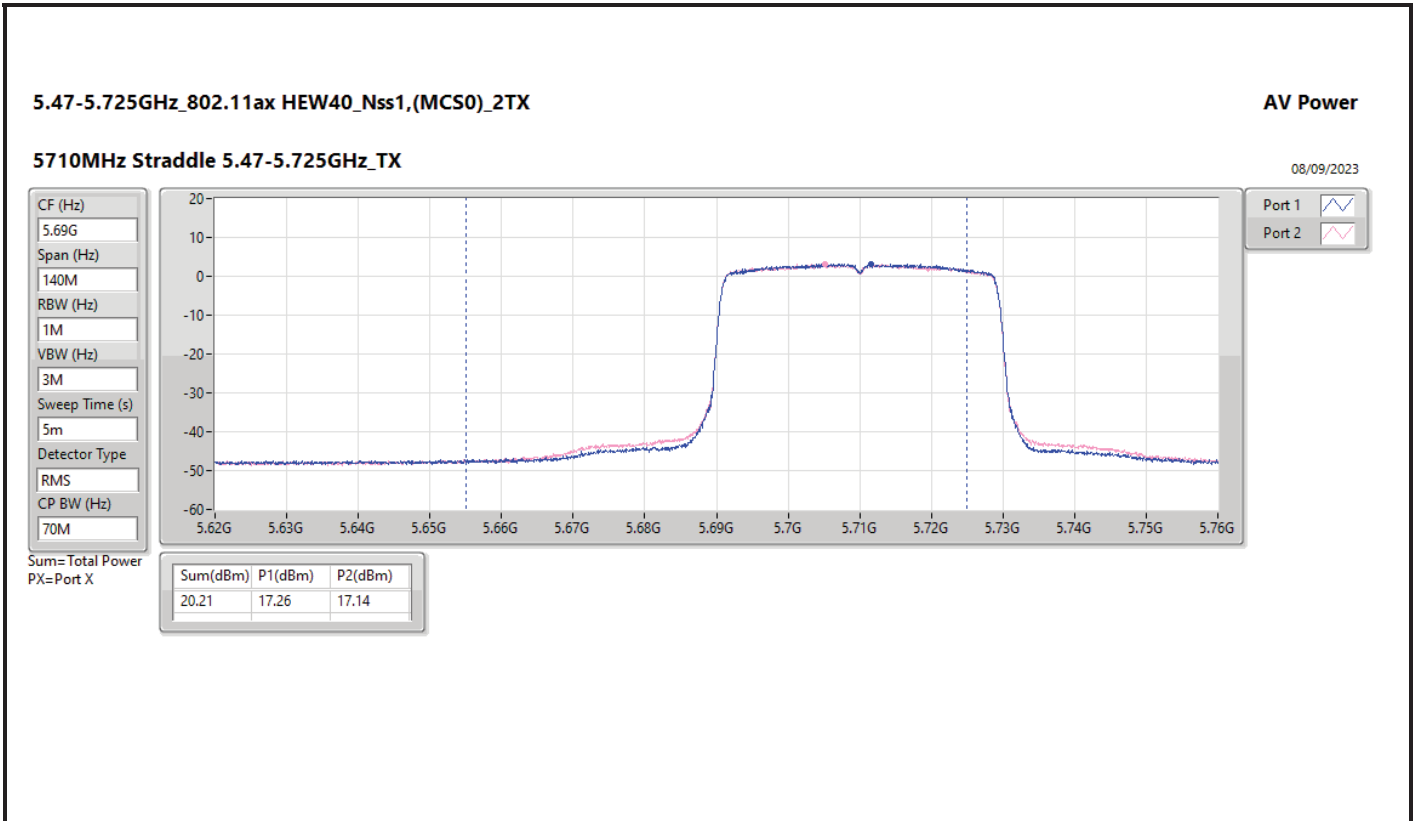
Port 1

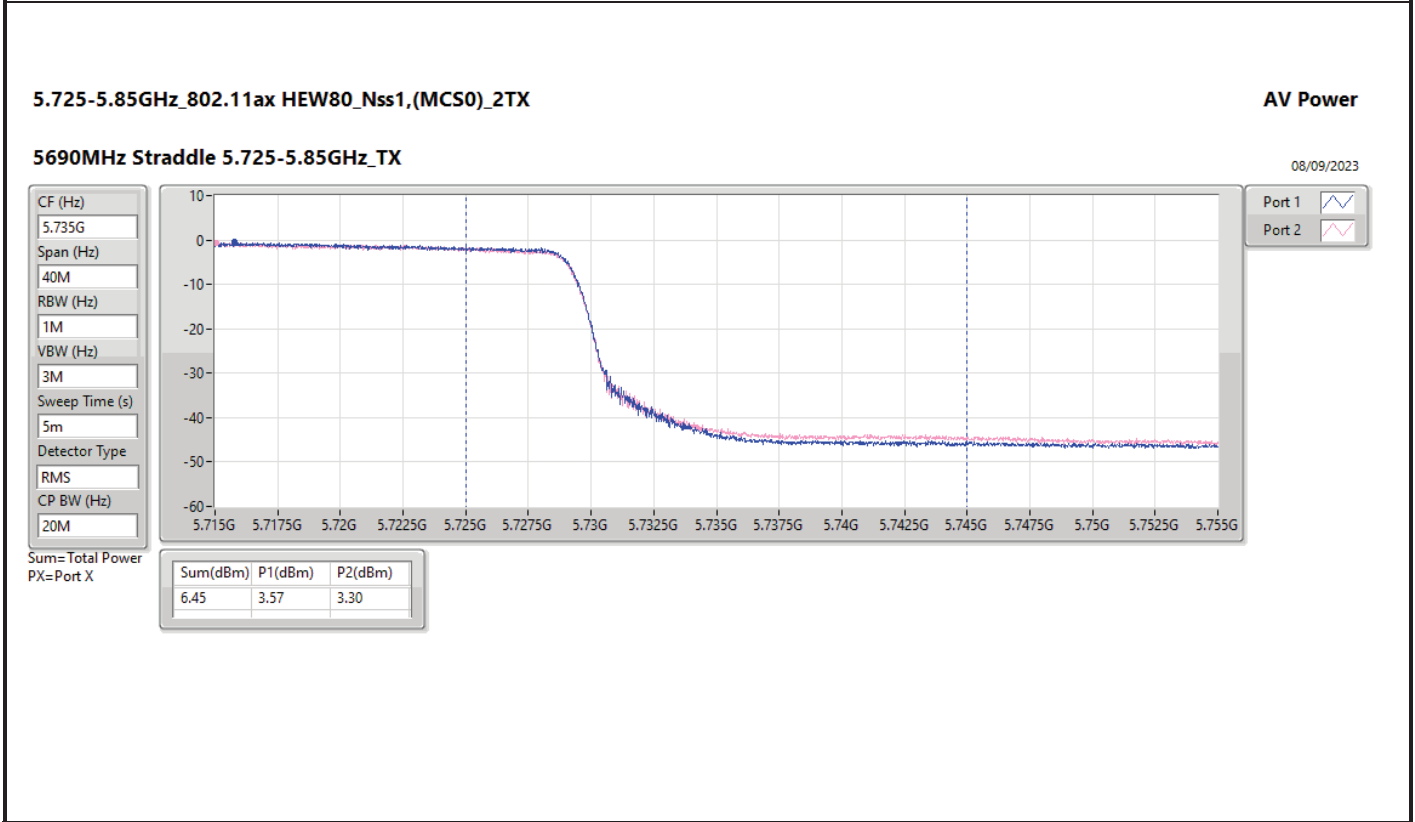
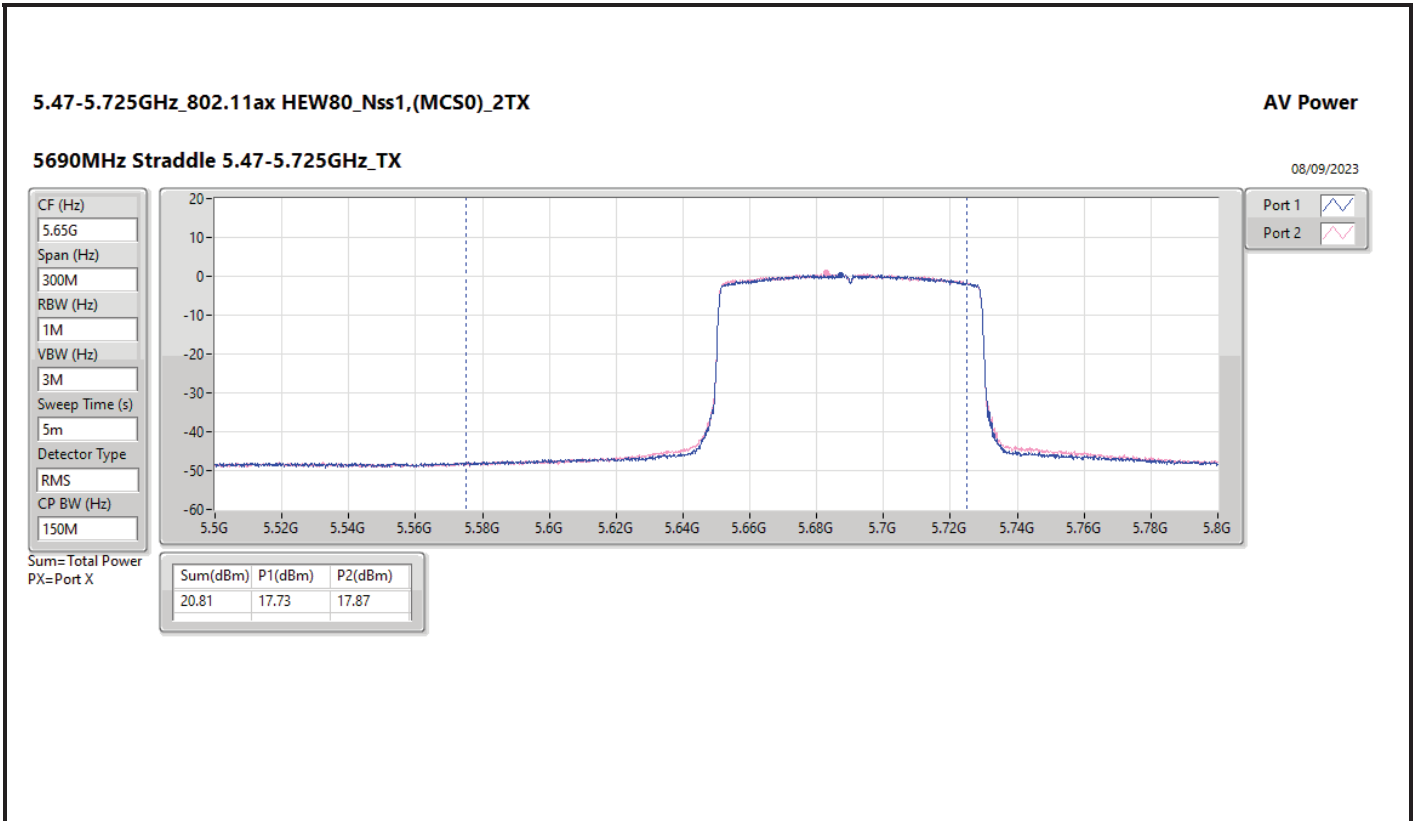
Port 2

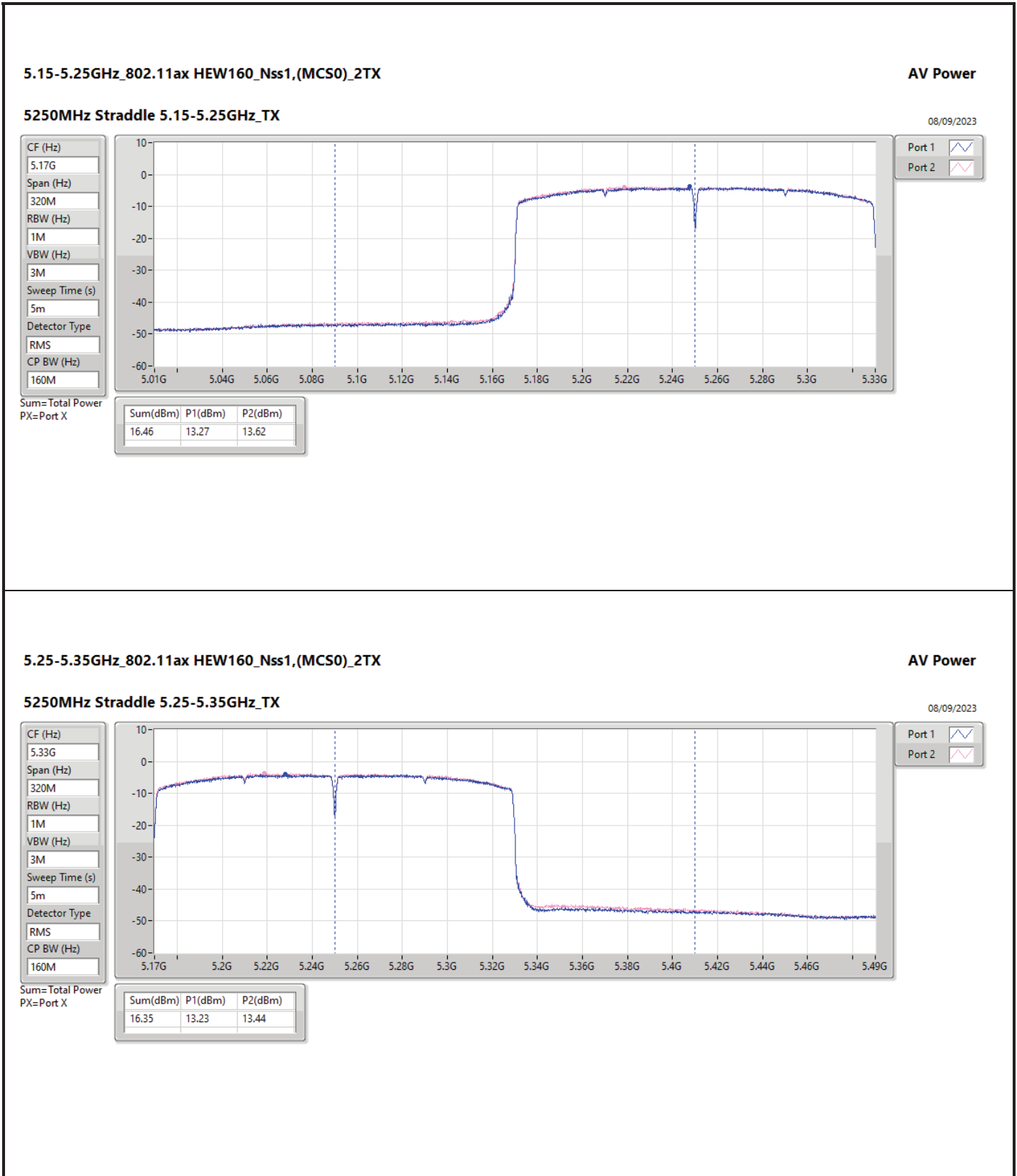
Sum=Total Power
PX=Port X

Sum(dBm)	P1(dBm)	P2(dBm)
10.61	7.63	7.56











**Average Power_
Non-Beamforming_Radio 2(Low Band)+Radio 3(High Band)**

Appendix B.3

Summary

Mode	Total Power (dBm)	Total Power (W)	EIRP (dBm)	EIRP (W)
5.25-5.35GHz	-	-	-	-
802.11a_Nss1,(6Mbps)_2TX	18.66	0.07345	27.06	0.50816
802.11ax HEW20_Nss1,(MCS0)_2TX	18.65	0.07328	27.05	0.50699
802.11ax HEW40_Nss1,(MCS0)_2TX	20.79	0.11995	29.19	0.82985
802.11ax HEW80_Nss1,(MCS0)_2TX	20.61	0.11508	29.01	0.79616
5.47-5.725GHz	-	-	-	-
802.11a_Nss1,(6Mbps)_2TX	18.45	0.06998	26.85	0.48417
802.11ax HEW20_Nss1,(MCS0)_2TX	18.47	0.07031	26.87	0.48641
802.11ax HEW40_Nss1,(MCS0)_2TX	20.95	0.12445	29.35	0.86099
802.11ax HEW80_Nss1,(MCS0)_2TX	20.91	0.12331	29.31	0.85310
802.11ax HEW160_Nss1,(MCS0)_2TX	19.81	0.09572	28.21	0.66222
5.725-5.85GHz	-	-	-	-
802.11a_Nss1,(6Mbps)_2TX	10.26	0.01062	18.66	0.07345
802.11ax HEW20_Nss1,(MCS0)_2TX	10.79	0.01199	19.19	0.08299
802.11ax HEW40_Nss1,(MCS0)_2TX	8.94	0.00783	17.34	0.05420
802.11ax HEW80_Nss1,(MCS0)_2TX	5.89	0.00388	14.29	0.02685



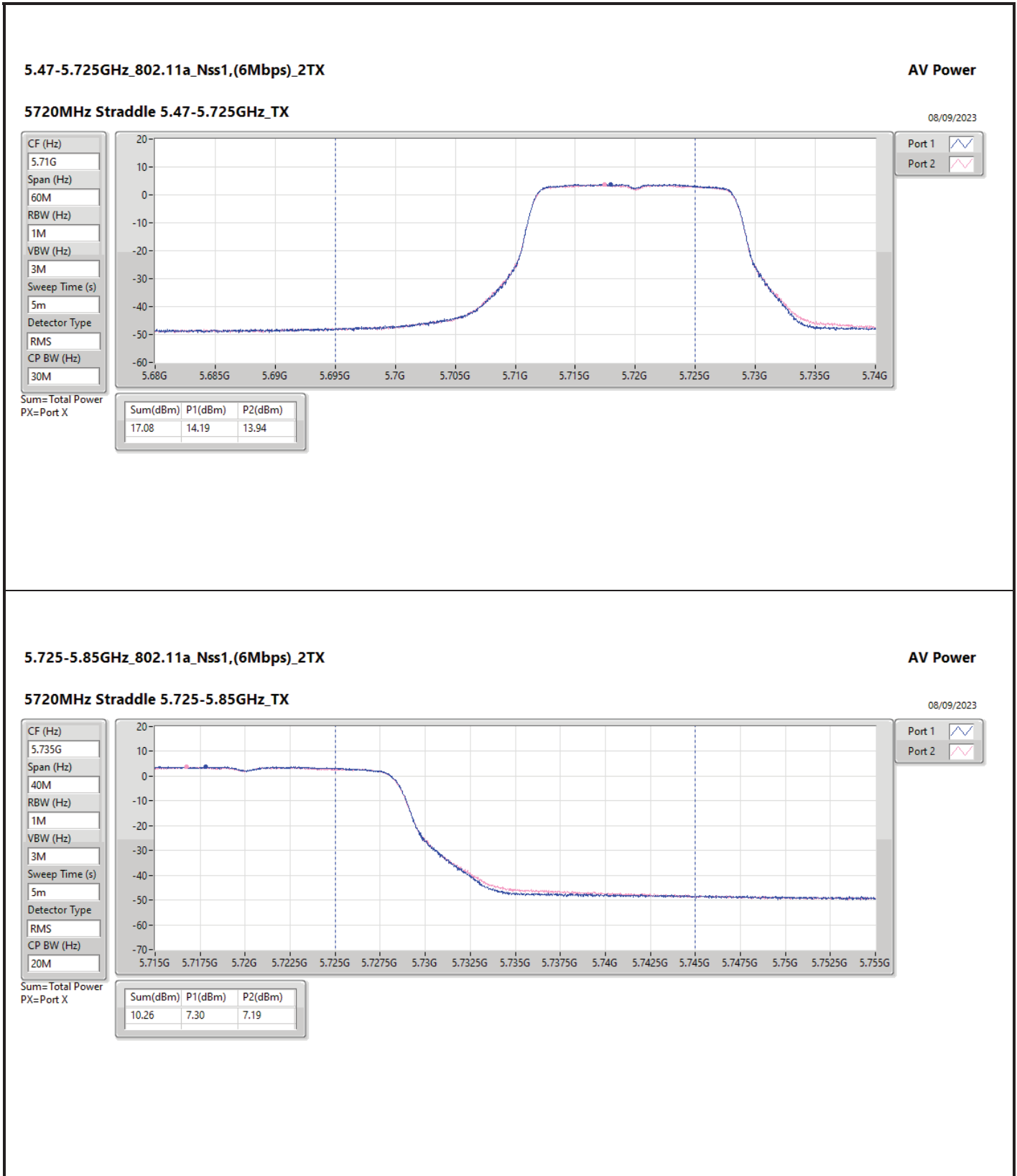
**Average Power_
Non-Beamforming_Radio 2(Low Band)+Radio 3(High Band)**

Appendix B.3

Result

Mode	Result	DG (dBi)	Port 1 (dBm)	Port 2 (dBm)	Total Power (dBm)	Power Limit (dBm)	EIRP (dBm)	EIRP Limit (dBm)
802.11a_Nss1,(6Mbps)_2TX	-	-	-	-	-	-	-	-
5260MHz	Pass	8.40	15.79	15.50	18.66	21.58	27.06	30.00
5300MHz	Pass	8.40	15.32	15.26	18.30	21.51	26.70	29.91
5320MHz	Pass	8.40	15.58	15.36	18.48	21.58	26.88	30.00
5500MHz	Pass	8.40	15.56	15.32	18.45	21.38	26.85	29.78
5580MHz	Pass	8.40	15.16	15.09	18.14	21.32	26.54	29.72
5700MHz	Pass	8.40	15.47	15.19	18.34	21.29	26.74	29.69
5720MHz Straddle 5.47-5.725GHz	Pass	8.40	14.19	13.94	17.08	20.08	25.48	28.48
5720MHz Straddle 5.725-5.85GHz	Pass	8.40	7.30	7.19	10.26	27.60	18.66	36.00
802.11ax HEW20_Nss1,(MCS0)_2TX	-	-	-	-	-	-	-	-
5260MHz	Pass	8.40	15.80	15.47	18.65	21.58	27.05	30.00
5300MHz	Pass	8.40	15.27	15.29	18.29	21.58	26.69	30.00
5320MHz	Pass	8.40	15.58	15.44	18.52	21.58	26.92	30.00
5500MHz	Pass	8.40	15.69	15.22	18.47	21.58	26.87	30.00
5580MHz	Pass	8.40	15.35	15.13	18.25	21.58	26.65	30.00
5700MHz	Pass	8.40	15.08	14.39	17.76	21.58	26.16	30.00
5720MHz Straddle 5.47-5.725GHz	Pass	8.40	13.76	13.54	16.66	20.52	25.06	28.92
5720MHz Straddle 5.725-5.85GHz	Pass	8.40	7.95	7.61	10.79	27.60	19.19	36.00
802.11ax HEW40_Nss1,(MCS0)_2TX	-	-	-	-	-	-	-	-
5270MHz	Pass	8.40	17.84	17.72	20.79	21.58	29.19	30.00
5310MHz	Pass	8.40	17.63	17.71	20.68	21.58	29.08	30.00
5510MHz	Pass	8.40	15.98	15.85	18.93	21.58	27.33	30.00
5550MHz	Pass	8.40	17.92	17.96	20.95	21.58	29.35	30.00
5670MHz	Pass	8.40	17.67	17.66	20.68	21.58	29.08	30.00
5710MHz Straddle 5.47-5.725GHz	Pass	8.40	17.08	16.91	20.01	21.58	28.41	30.00
5710MHz Straddle 5.725-5.85GHz	Pass	8.40	6.02	5.84	8.94	27.60	17.34	36.00
802.11ax HEW80_Nss1,(MCS0)_2TX	-	-	-	-	-	-	-	-
5290MHz	Pass	8.40	17.53	17.67	20.61	21.58	29.01	30.00
5530MHz	Pass	8.40	15.52	15.81	18.68	21.58	27.08	30.00
5610MHz	Pass	8.40	17.55	18.18	20.89	21.58	29.29	30.00
5690MHz Straddle 5.47-5.725GHz	Pass	8.40	18.01	17.79	20.91	21.58	29.31	30.00
5690MHz Straddle 5.725-5.85GHz	Pass	8.40	3.09	2.65	5.89	27.60	14.29	36.00
802.11ax HEW160_Nss1,(MCS0)_2TX	-	-	-	-	-	-	-	-
5570MHz	Pass	8.40	16.75	16.84	19.81	21.58	28.21	30.00

DG = Directional Gain; Port X = Port X output power



5.725-5.85GHz_802.11a_Nss1,(6Mbps)_2TX

AV Power

5720MHz Straddle 5.725-5.85GHz_TX

08/09/2023

CF (Hz)
5.735G

Span (Hz)
40M

RBW (Hz)
1M

VBW (Hz)
3M

Sweep Time (s)
5m

Detector Type
RMS

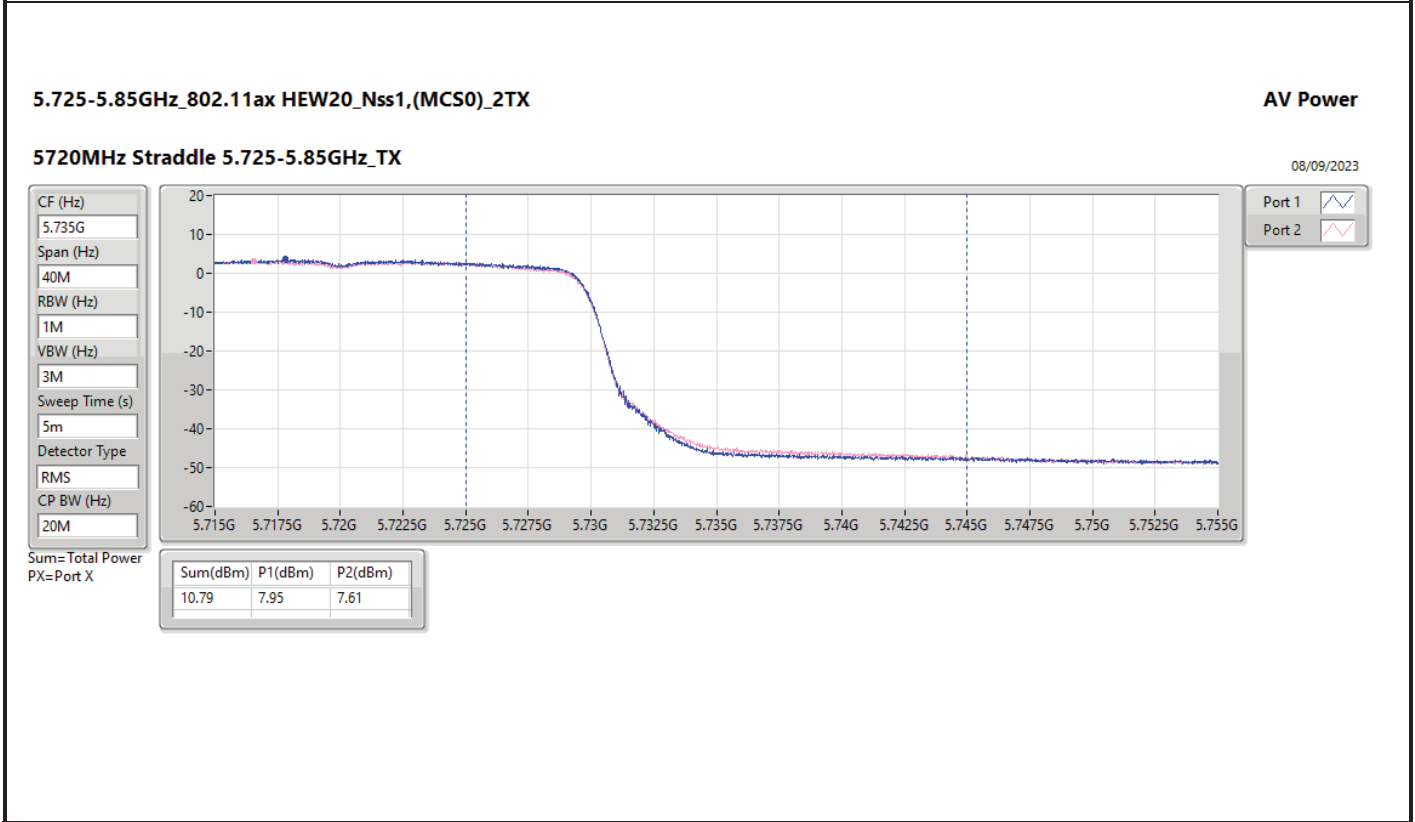
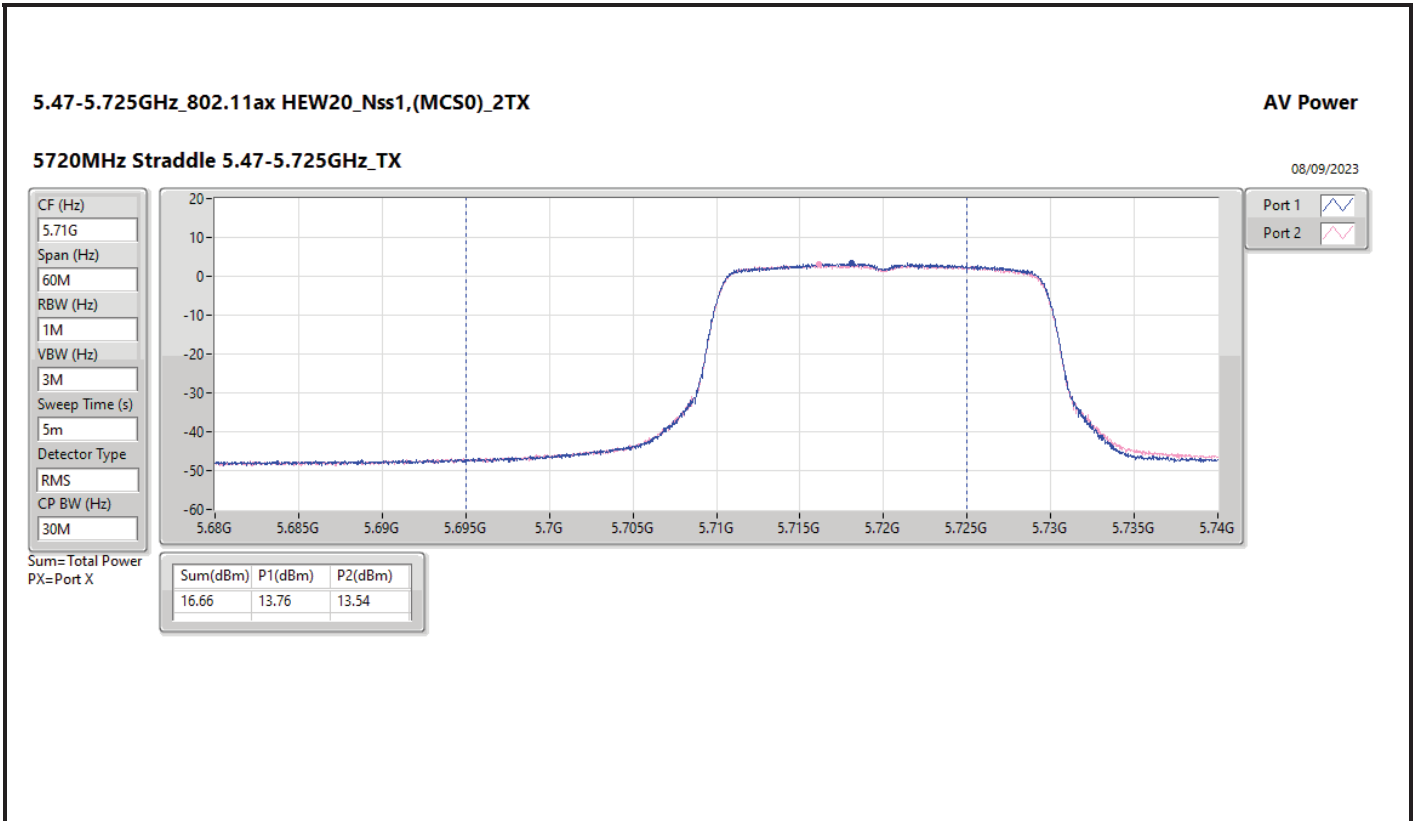
CP BW (Hz)
20M

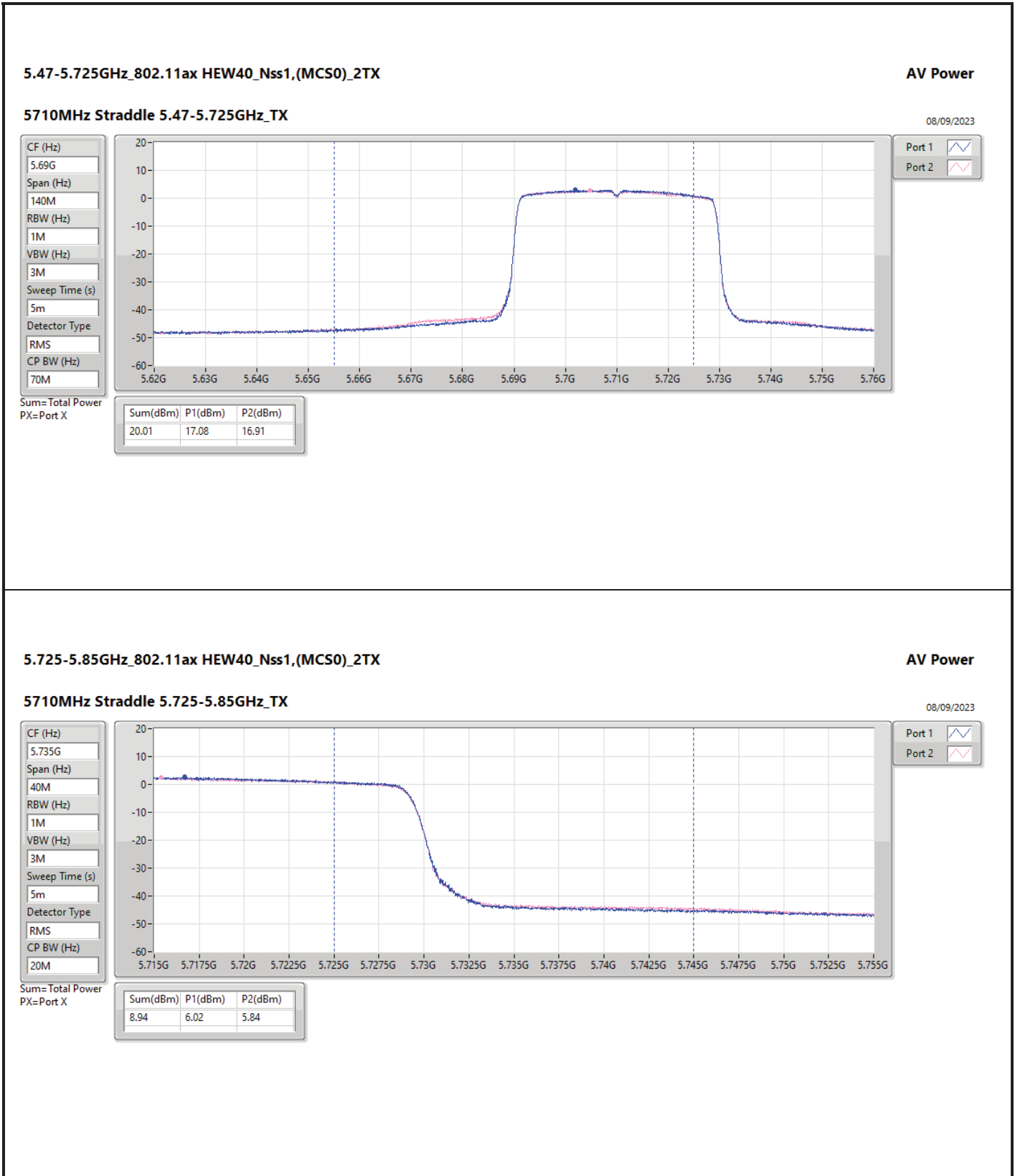
Port 1

Port 2

Sum=Total Power
PX=Port X

Sum(dBm)	P1(dBm)	P2(dBm)
10.26	7.30	7.19





5.725-5.85GHz_802.11ax HEW40_Nss1,(MCS0)_2TX

AV Power

5710MHz Straddle 5.725-5.85GHz_TX

08/09/2023

CF (Hz)
5.735G

Span (Hz)
40M

RBW (Hz)
1M

VBW (Hz)
3M

Sweep Time (s)
5m

Detector Type
RMS

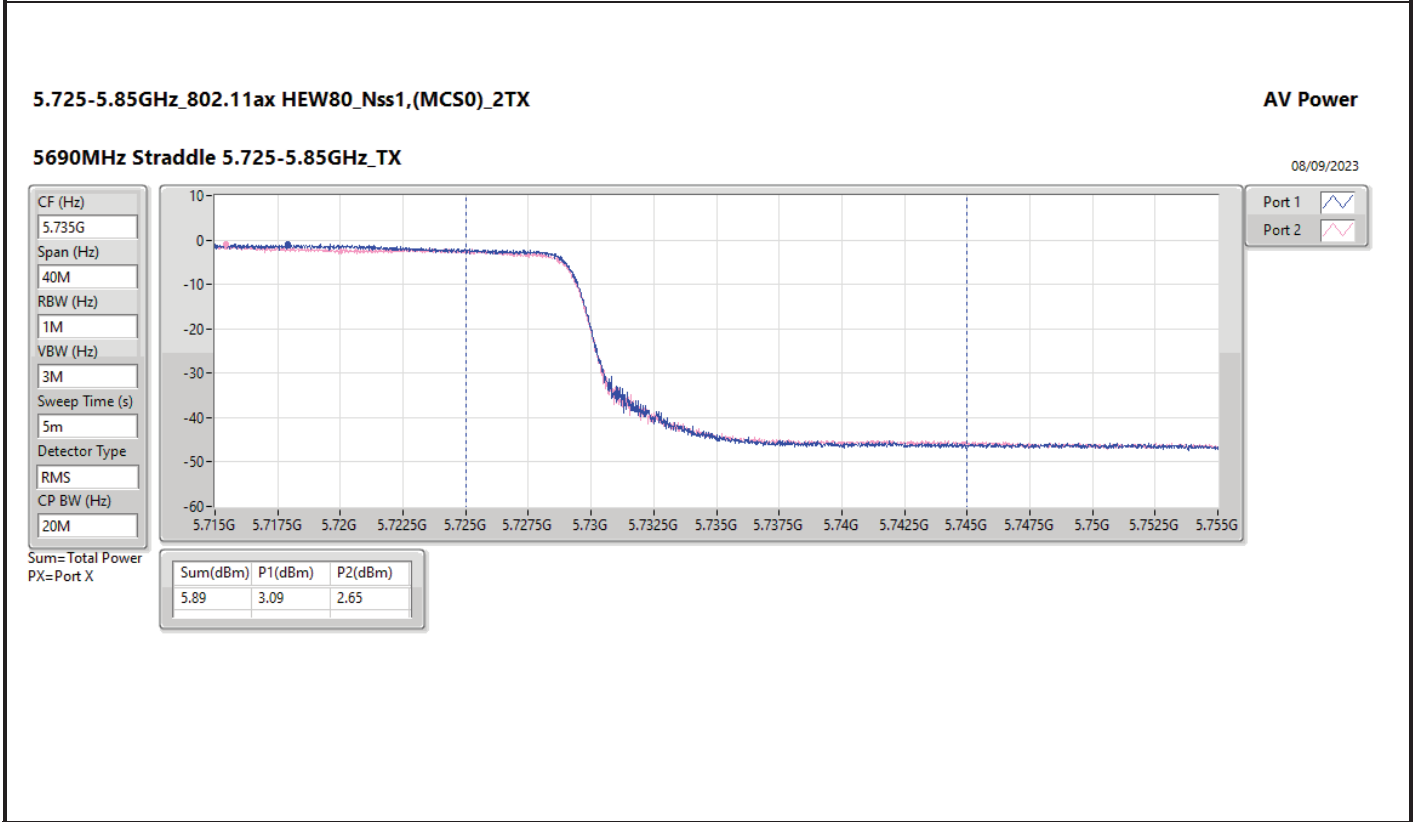
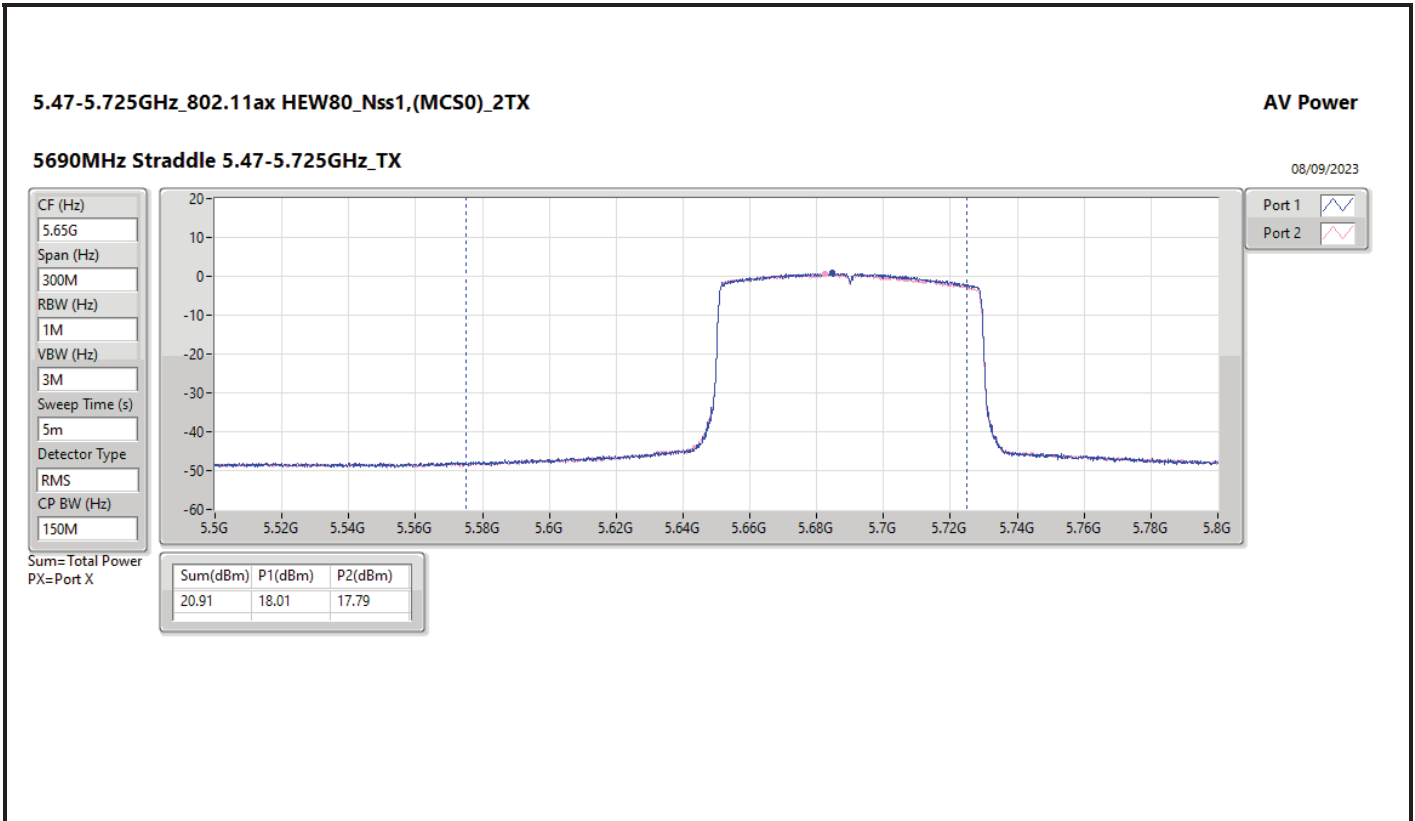
CP BW (Hz)
20M

Port 1

Port 2

Sum=Total Power
PX=Port X

Sum(dBm)	P1(dBm)	P2(dBm)
8.94	6.02	5.84





Summary

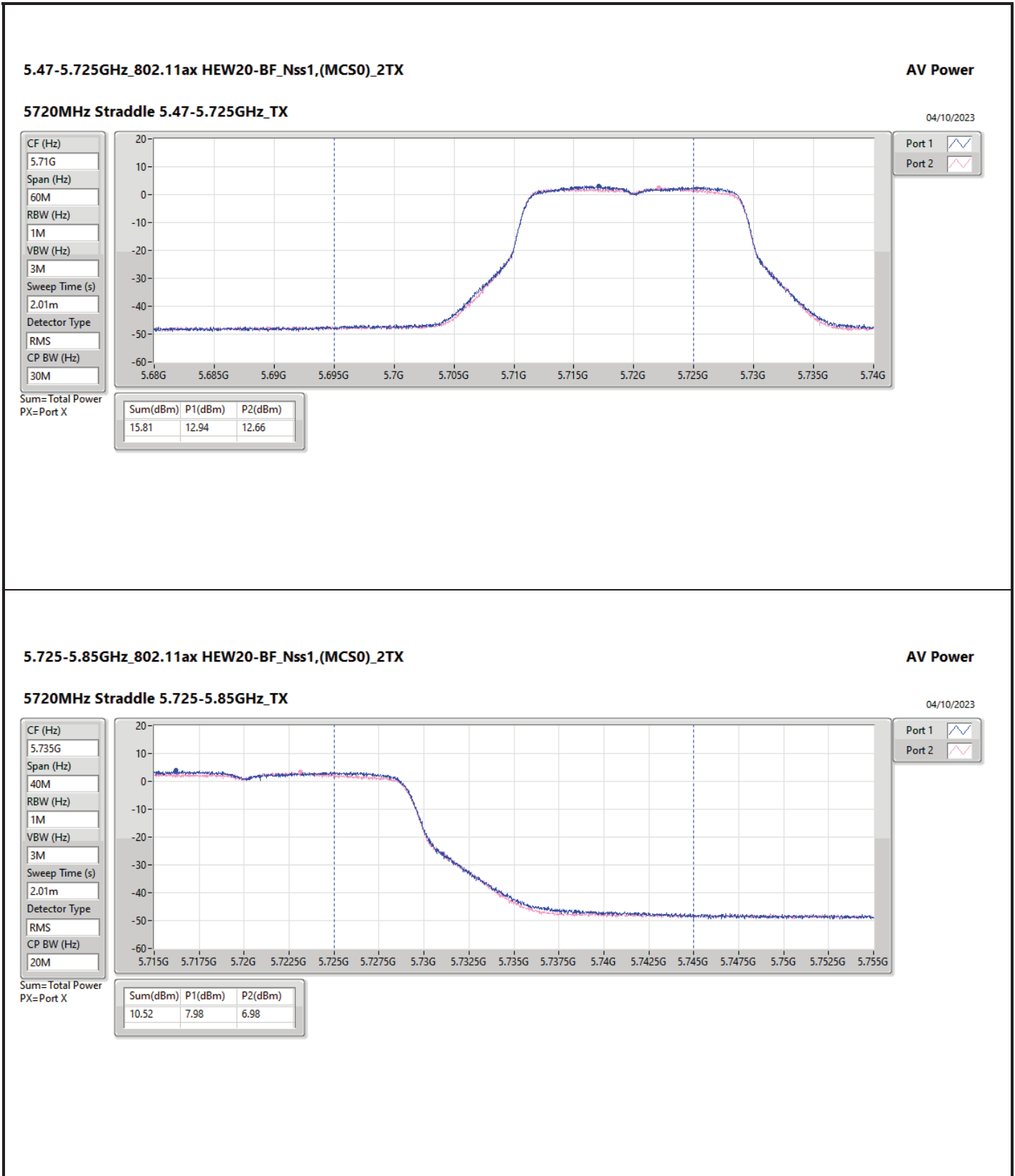
Mode	Total Power (dBm)	Total Power (W)	EIRP (dBm)	EIRP (W)
5.25-5.35GHz	-	-	-	-
802.11ax HEW20-BF_Nss1,(MCS0)_2TX	18.12	0.06486	29.43	0.87700
802.11ax HEW40-BF_Nss1,(MCS0)_2TX	18.10	0.06457	29.41	0.87297
802.11ax HEW80-BF_Nss1,(MCS0)_2TX	18.14	0.06516	29.45	0.88105
5.47-5.725GHz	-	-	-	-
802.11ax HEW20-BF_Nss1,(MCS0)_2TX	17.94	0.06223	29.25	0.84140
802.11ax HEW40-BF_Nss1,(MCS0)_2TX	17.89	0.06152	29.20	0.83176
802.11ax HEW80-BF_Nss1,(MCS0)_2TX	18.08	0.06427	29.39	0.86896
5.725-5.85GHz	-	-	-	-
802.11ax HEW20-BF_Nss1,(MCS0)_2TX	10.52	0.01127	21.83	0.15241
802.11ax HEW40-BF_Nss1,(MCS0)_2TX	7.86	0.00611	19.17	0.08260
802.11ax HEW80-BF_Nss1,(MCS0)_2TX	3.16	0.00207	14.47	0.02799



Result

Mode	Result	DG (dBi)	Port 1 (dBm)	Port 2 (dBm)	Total Power (dBm)	Power Limit (dBm)	EIRP (dBm)	EIRP Limit (dBm)
802.11ax HEW20-BF_Nss1,(MCS0)_2TX	-	-	-	-	-	-	-	-
5260MHz	Pass	11.31	15.04	15.17	18.12	18.66	29.43	29.97
5300MHz	Pass	11.31	14.72	14.86	17.80	18.67	29.11	30.00
5320MHz	Pass	11.31	14.86	14.63	17.76	18.67	29.07	30.00
5500MHz	Pass	11.31	14.99	14.87	17.94	18.67	29.25	30.00
5580MHz	Pass	11.31	14.76	14.87	17.83	18.67	29.14	30.00
5700MHz	Pass	11.31	14.89	14.61	17.76	18.67	29.07	30.00
5720MHz Straddle 5.47-5.725GHz	Pass	11.31	12.94	12.66	15.81	17.56	27.12	28.87
5720MHz Straddle 5.725-5.85GHz	Pass	11.31	7.98	6.98	10.52	24.69	21.83	36.00
802.11ax HEW40-BF_Nss1,(MCS0)_2TX	-	-	-	-	-	-	-	-
5270MHz	Pass	11.31	15.13	15.05	18.10	18.67	29.41	30.00
5310MHz	Pass	11.31	14.89	14.75	17.83	18.67	29.14	30.00
5510MHz	Pass	11.31	14.93	14.83	17.89	18.67	29.20	30.00
5550MHz	Pass	11.31	14.76	14.81	17.80	18.67	29.11	30.00
5670MHz	Pass	11.31	14.77	14.69	17.74	18.67	29.05	30.00
5710MHz Straddle 5.47-5.725GHz	Pass	11.31	15.18	14.47	17.85	18.67	29.16	30.00
5710MHz Straddle 5.725-5.85GHz	Pass	11.31	5.49	4.11	7.86	24.69	19.17	36.00
802.11ax HEW80-BF_Nss1,(MCS0)_2TX	-	-	-	-	-	-	-	-
5290MHz	Pass	11.31	15.03	15.23	18.14	18.67	29.45	30.00
5530MHz	Pass	11.31	15.03	15.08	18.07	18.67	29.38	30.00
5610MHz	Pass	11.31	15.12	14.94	18.04	18.67	29.35	30.00
5690MHz Straddle 5.47-5.725GHz	Pass	11.31	15.38	14.73	18.08	18.67	29.39	30.00
5690MHz Straddle 5.725-5.85GHz	Pass	11.31	0.12	0.18	3.16	24.69	14.47	36.00

DG = Directional Gain; Port X = Port X output power



5.725-5.85GHz_802.11ax HEW20-BF_Nss1,(MCS0)_2TX

5720MHz Straddle 5.725-5.85GHz_TX

AV Power

04/10/2023

CF (Hz)
5.735G

Span (Hz)
40M

RBW (Hz)
1M

VBW (Hz)
3M

Sweep Time (s)
2.01m

Detector Type
RMS

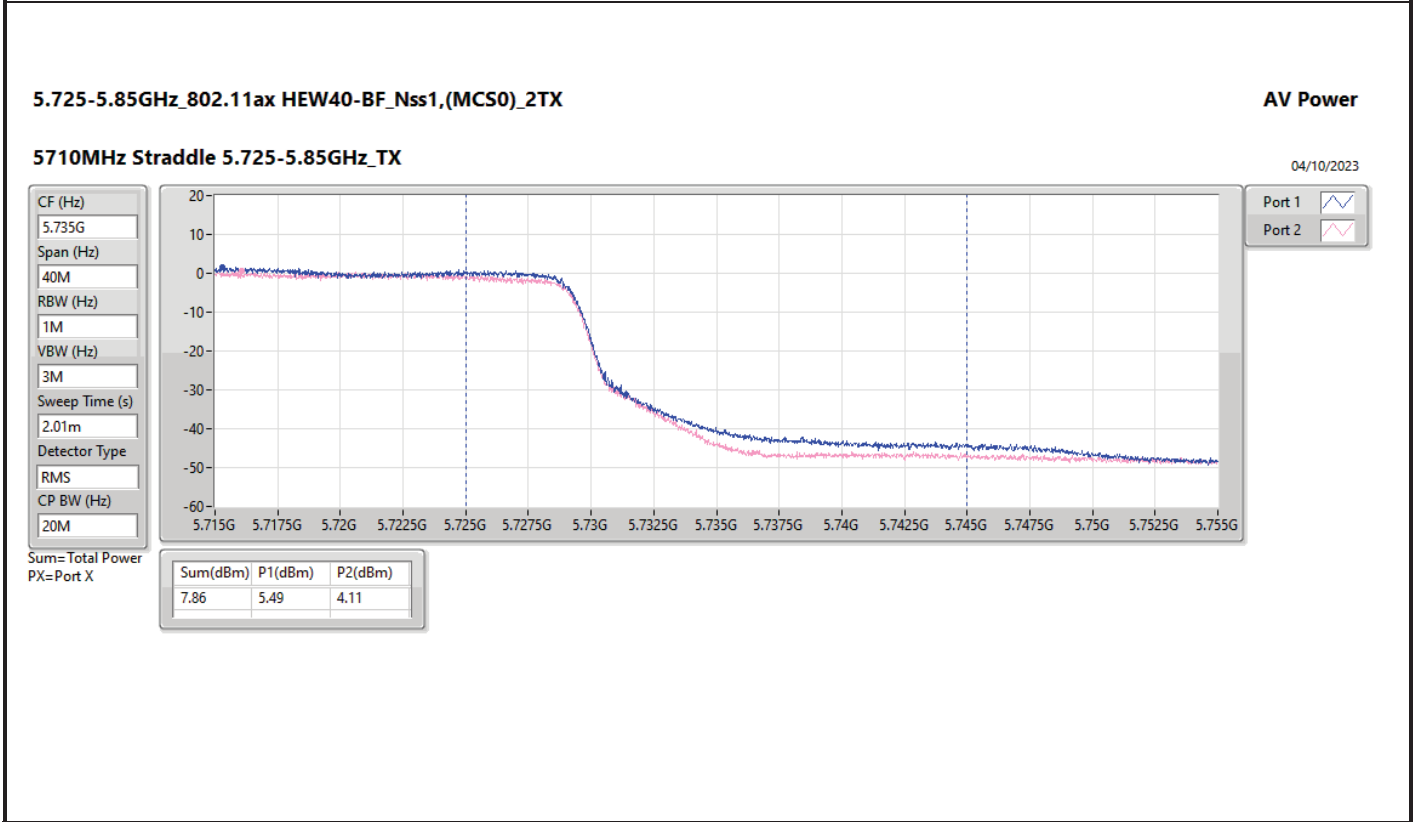
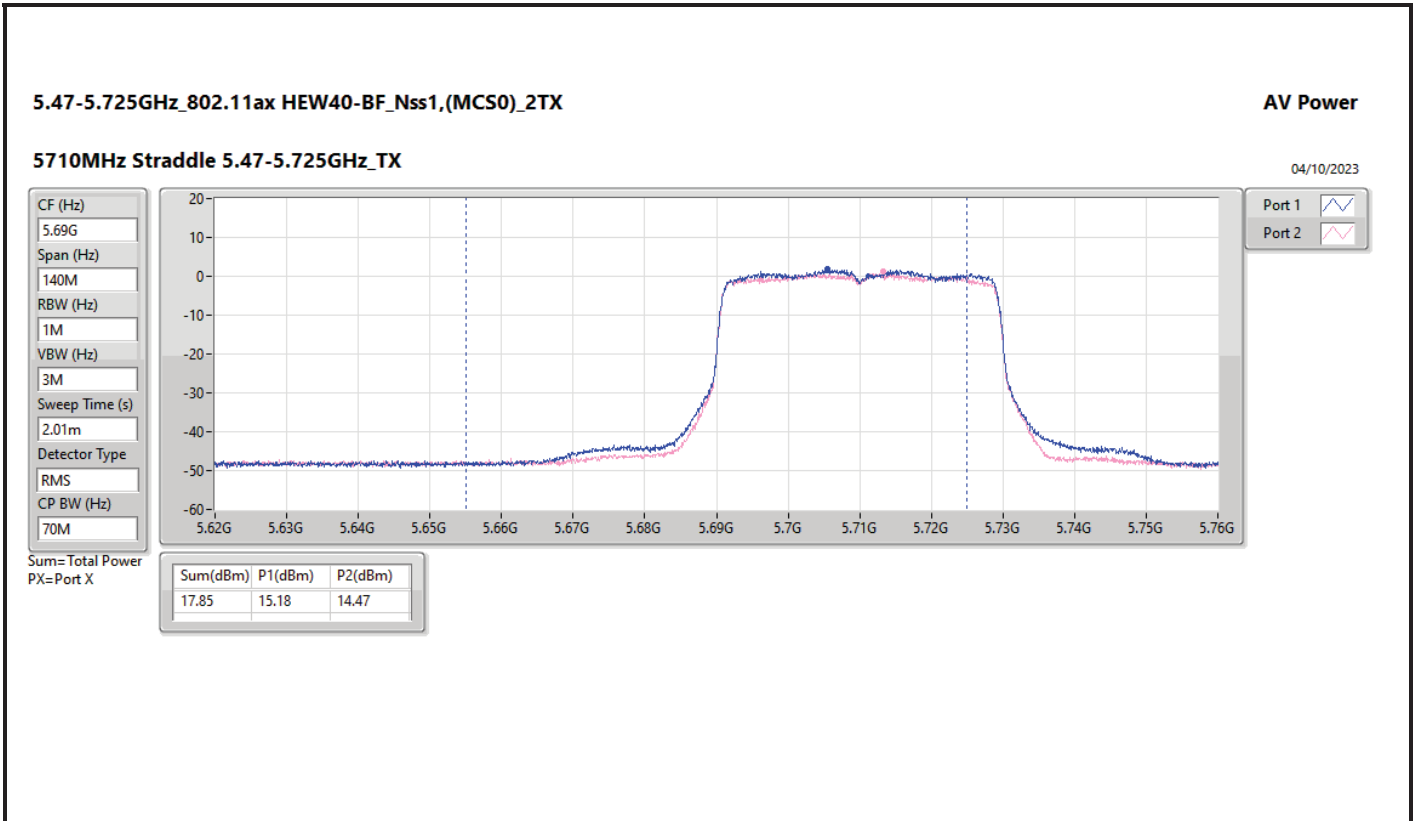
CP BW (Hz)
20M

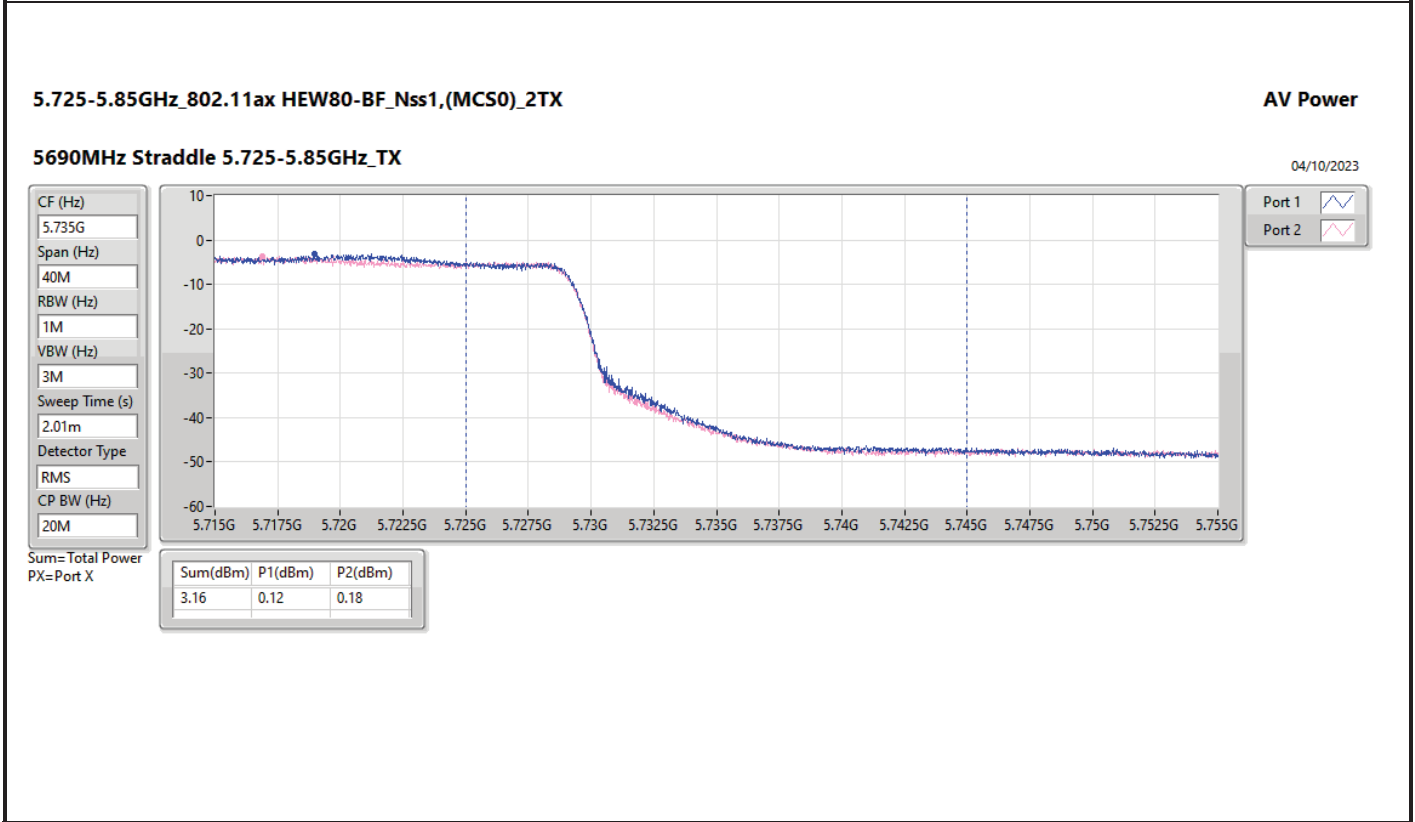
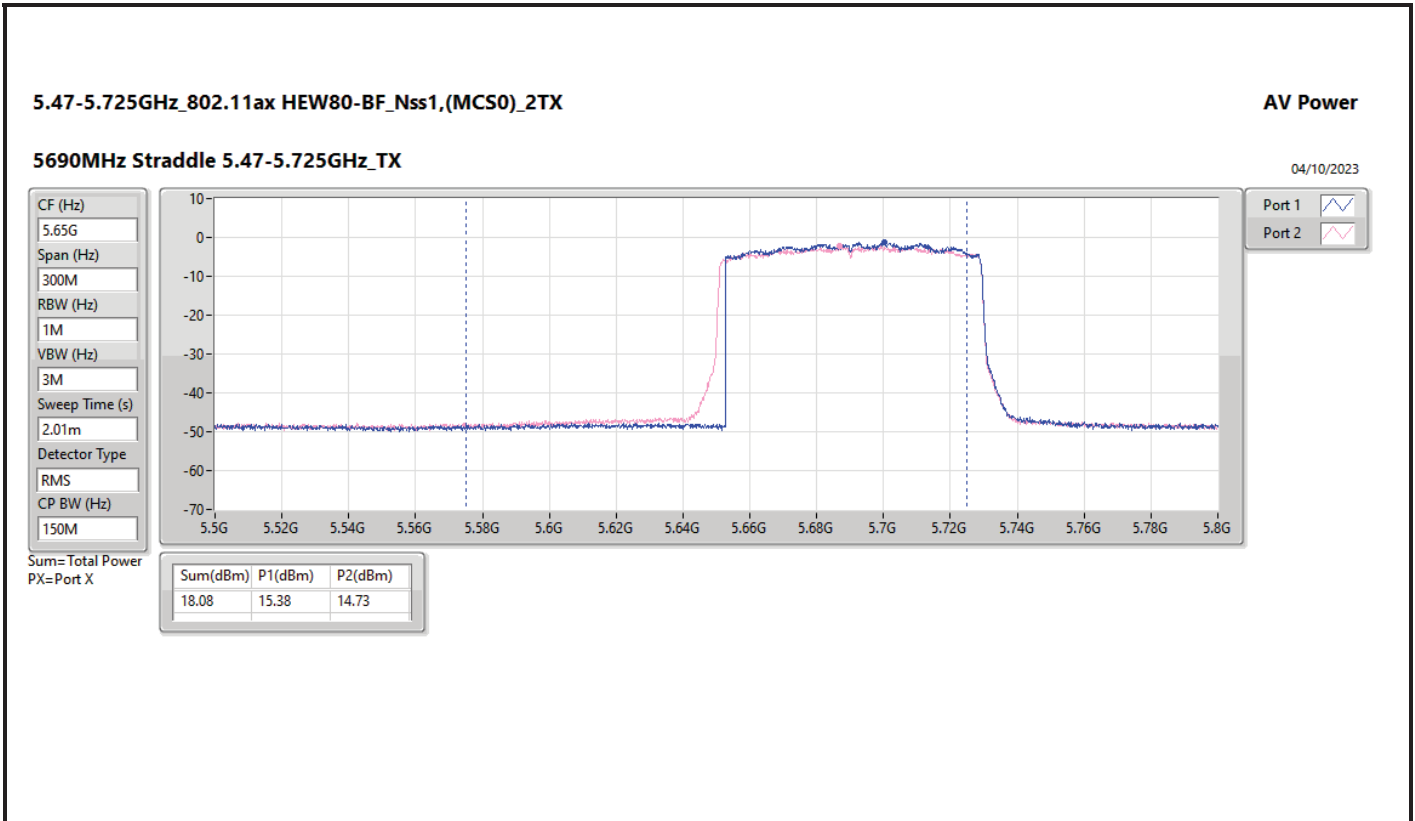
Port 1

Port 2

Sum=Total Power
PX=Port X

Sum(dBm)	P1(dBm)	P2(dBm)
10.52	7.98	6.98







Summary

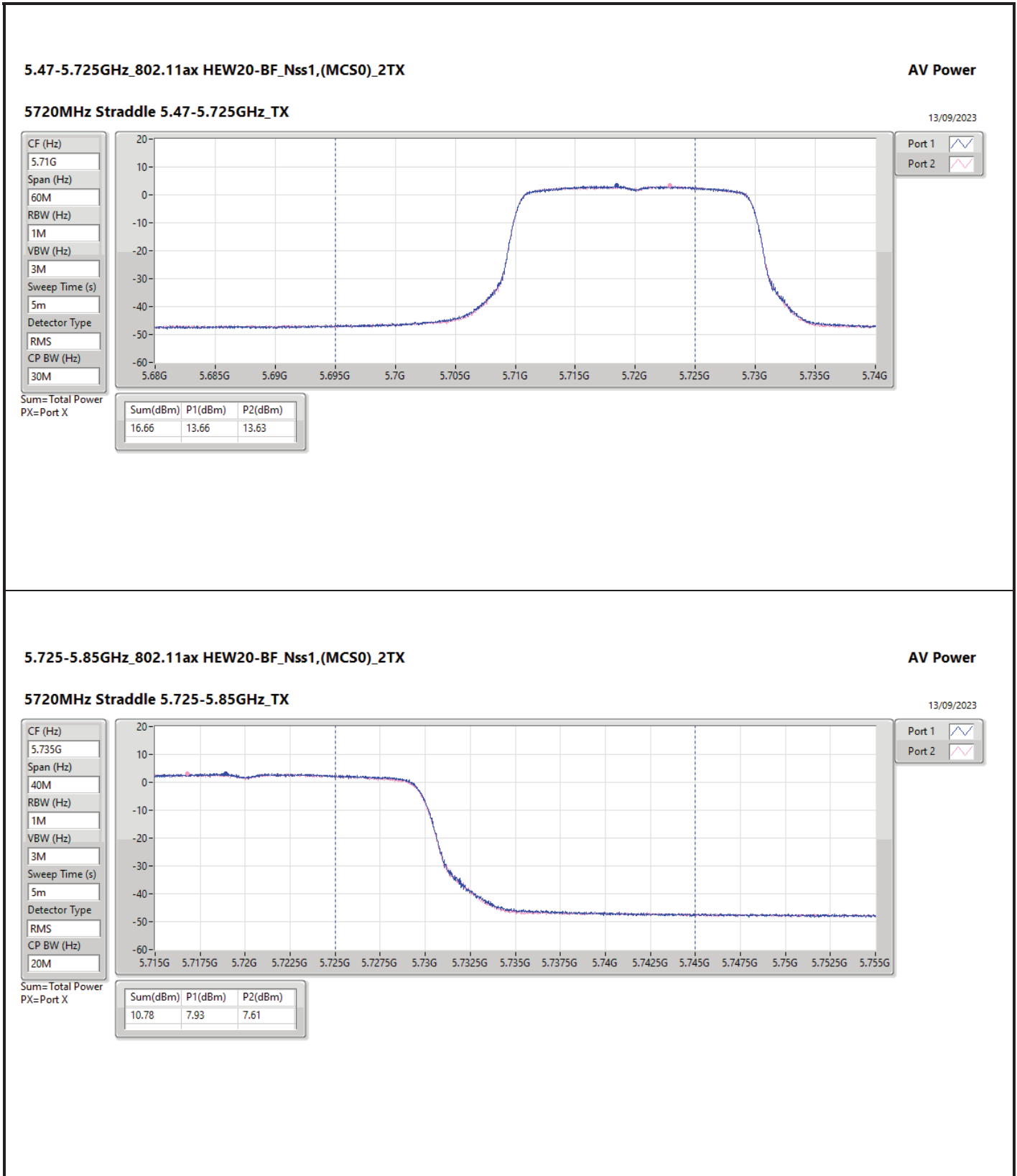
Mode	Total Power (dBm)	Total Power (W)	EIRP (dBm)	EIRP (W)
5.15-5.25GHz	-	-	-	-
802.11ax HEW160-BF_Nss1,(MCS0)_2TX	16.33	0.04295	27.74	0.59429
5.25-5.35GHz	-	-	-	-
802.11ax HEW20-BF_Nss1,(MCS0)_2TX	18.07	0.06412	29.48	0.88716
802.11ax HEW40-BF_Nss1,(MCS0)_2TX	17.96	0.06252	29.37	0.86497
802.11ax HEW80-BF_Nss1,(MCS0)_2TX	18.07	0.06412	29.48	0.88716
802.11ax HEW160-BF_Nss1,(MCS0)_2TX	16.27	0.04236	27.68	0.58614
5.47-5.725GHz	-	-	-	-
802.11ax HEW20-BF_Nss1,(MCS0)_2TX	18.08	0.06427	29.49	0.88920
802.11ax HEW40-BF_Nss1,(MCS0)_2TX	18.08	0.06427	29.49	0.88920
802.11ax HEW80-BF_Nss1,(MCS0)_2TX	18.06	0.06397	29.47	0.88512
802.11ax HEW160-BF_Nss1,(MCS0)_2TX	18.08	0.06427	29.49	0.88920
5.725-5.85GHz	-	-	-	-
802.11ax HEW20-BF_Nss1,(MCS0)_2TX	10.78	0.01197	22.19	0.16558
802.11ax HEW40-BF_Nss1,(MCS0)_2TX	7.48	0.00560	18.89	0.07745
802.11ax HEW80-BF_Nss1,(MCS0)_2TX	3.65	0.00232	15.06	0.03206



Result

Mode	Result	DG (dBi)	Port 1 (dBm)	Port 2 (dBm)	Total Power (dBm)	Power Limit (dBm)	EIRP (dBm)	EIRP Limit (dBm)
802.11ax HEW20-BF_Nss1,(MCS0)_2TX	-	-	-	-	-	-	-	-
5260MHz	Pass	11.41	15.03	15.02	18.04	18.57	29.45	30.00
5300MHz	Pass	11.41	15.05	15.00	18.04	18.57	29.45	30.00
5320MHz	Pass	11.41	15.20	14.91	18.07	18.57	29.48	30.00
5500MHz	Pass	11.41	15.00	15.11	18.07	18.57	29.48	30.00
5580MHz	Pass	11.41	15.07	15.07	18.08	18.57	29.49	30.00
5700MHz	Pass	11.41	14.92	14.99	17.97	18.57	29.38	30.00
5720MHz Straddle 5.47-5.725GHz	Pass	11.41	13.66	13.63	16.66	17.48	28.07	28.89
5720MHz Straddle 5.725-5.85GHz	Pass	11.41	7.93	7.61	10.78	24.59	22.19	36.00
802.11ax HEW40-BF_Nss1,(MCS0)_2TX	-	-	-	-	-	-	-	-
5270MHz	Pass	11.41	14.82	14.88	17.86	18.57	29.27	30.00
5310MHz	Pass	11.41	14.79	15.10	17.96	18.57	29.37	30.00
5510MHz	Pass	11.41	14.90	15.02	17.97	18.57	29.38	30.00
5550MHz	Pass	11.41	14.88	15.12	18.01	18.57	29.42	30.00
5670MHz	Pass	11.41	15.11	15.03	18.08	18.57	29.49	30.00
5710MHz Straddle 5.47-5.725GHz	Pass	11.41	14.98	15.00	18.00	18.57	29.41	30.00
5710MHz Straddle 5.725-5.85GHz	Pass	11.41	4.51	4.43	7.48	24.59	18.89	36.00
802.11ax HEW80-BF_Nss1,(MCS0)_2TX	-	-	-	-	-	-	-	-
5290MHz	Pass	11.41	14.98	15.13	18.07	18.57	29.48	30.00
5530MHz	Pass	11.41	14.96	15.14	18.06	18.57	29.47	30.00
5610MHz	Pass	11.41	14.62	14.94	17.79	18.57	29.20	30.00
5690MHz Straddle 5.47-5.725GHz	Pass	11.41	14.56	15.27	17.94	18.57	29.35	30.00
5690MHz Straddle 5.725-5.85GHz	Pass	11.41	0.48	0.80	3.65	24.59	15.06	36.00
802.11ax HEW160-BF_Nss1,(MCS0)_2TX	-	-	-	-	-	-	-	-
5250MHz Straddle 5.15-5.25GHz	Pass	11.41	13.10	13.52	16.33	24.59	27.74	36.00
5250MHz Straddle 5.25-5.35GHz	Pass	11.41	13.06	13.45	16.27	18.57	27.68	30.00
5570MHz	Pass	11.41	14.99	15.15	18.08	18.57	29.49	30.00

DG = Directional Gain; Port X = Port X output power



5.725-5.85GHz_802.11ax HEW20-BF_Nss1,(MCS0)_2TX

5720MHz Straddle 5.725-5.85GHz_TX

AV Power

13/09/2023

CF (Hz)
5.735G

Span (Hz)
40M

RBW (Hz)
1M

VBW (Hz)
3M

Sweep Time (s)
5m

Detector Type
RMS

CP BW (Hz)
20M

Port 1

Port 2

Sum=Total Power
PX=Port X

Sum(dBm)	P1(dBm)	P2(dBm)
10.78	7.93	7.61



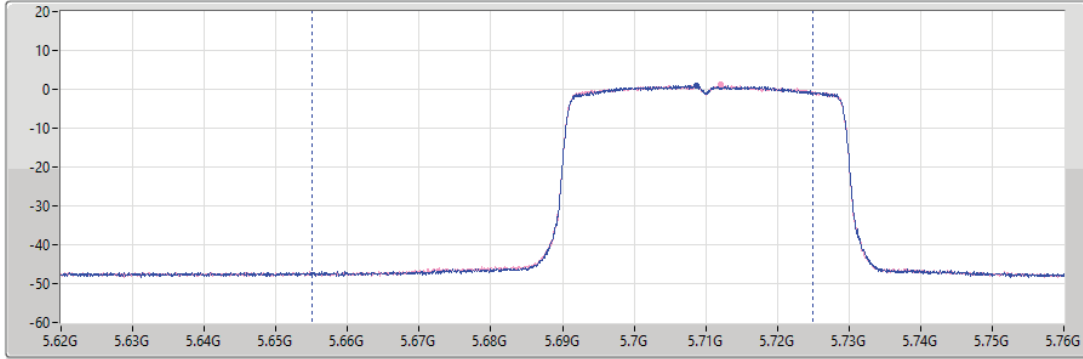
5.47-5.725GHz_802.11ax HEW40-BF_Nss1,(MCS0)_2TX

AV Power

5710MHz Straddle 5.47-5.725GHz_TX

13/09/2023

- CF (Hz)
5.69G
- Span (Hz)
140M
- RBW (Hz)
1M
- VBW (Hz)
3M
- Sweep Time (s)
5m
- Detector Type
RMS
- CP BW (Hz)
70M



- Port 1
- Port 2

Sum=Total Power
PX=Port X

Sum(dBm)	P1(dBm)	P2(dBm)
18.00	14.98	15.00

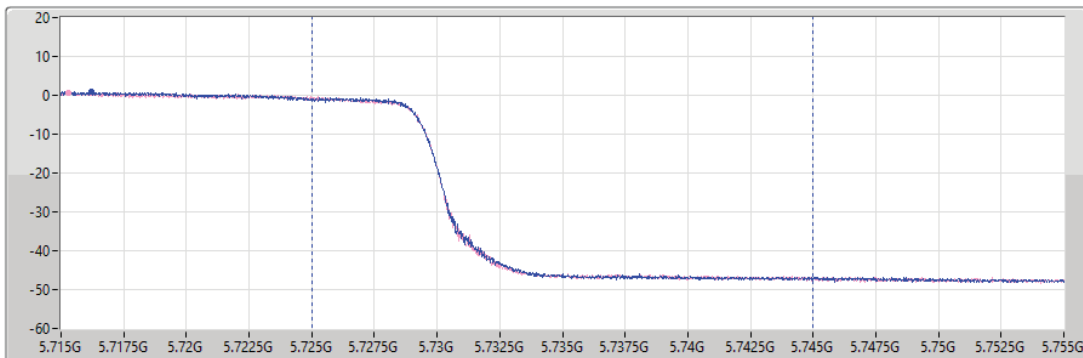
5.725-5.85GHz_802.11ax HEW40-BF_Nss1,(MCS0)_2TX

AV Power

5710MHz Straddle 5.725-5.85GHz_TX

13/09/2023

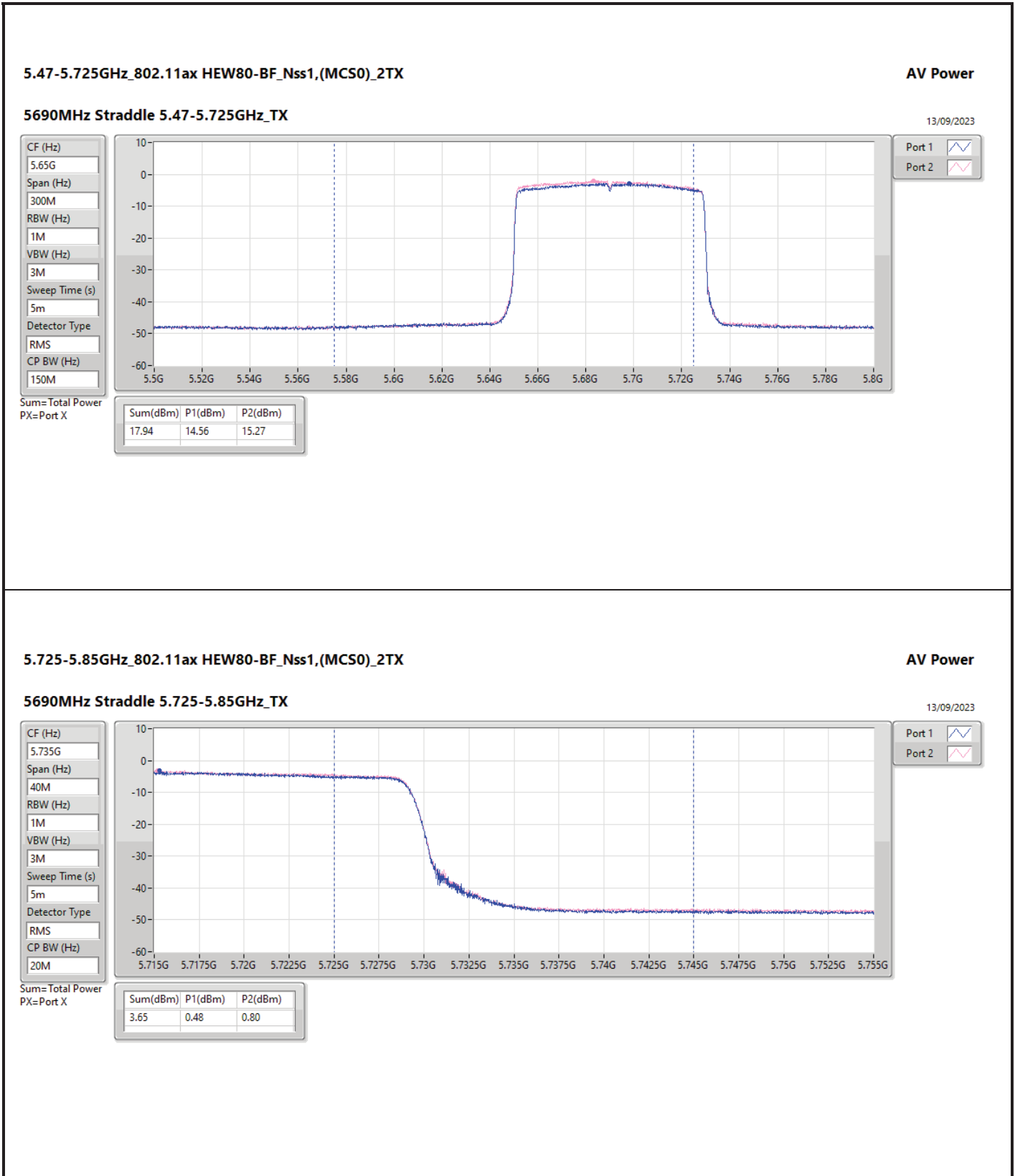
- CF (Hz)
5.735G
- Span (Hz)
40M
- RBW (Hz)
1M
- VBW (Hz)
3M
- Sweep Time (s)
5m
- Detector Type
RMS
- CP BW (Hz)
20M

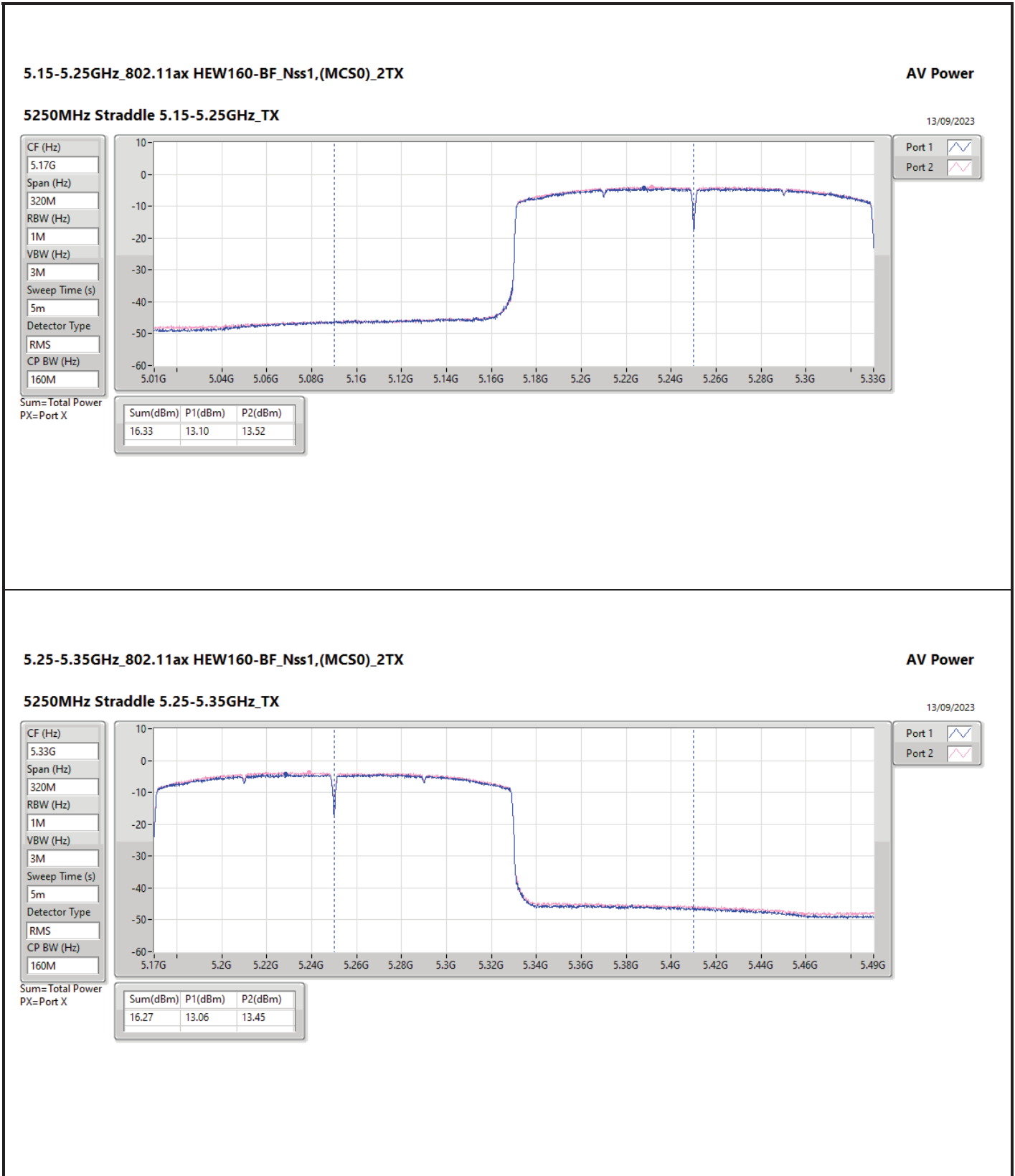


- Port 1
- Port 2

Sum=Total Power
PX=Port X

Sum(dBm)	P1(dBm)	P2(dBm)
7.48	4.51	4.43





5.25-5.35GHz_802.11ax HEW160-BF_Nss1,(MCS0)_2TX

5250MHz Straddle 5.25-5.35GHz_TX

AV Power

13/09/2023

CF (Hz)
5.33G

Span (Hz)
320M

RBW (Hz)
1M

VBW (Hz)
3M

Sweep Time (s)
5m

Detector Type
RMS

CP BW (Hz)
160M

Port 1

Port 2

Sum=Total Power
PX=Port X

Sum(dBm)	P1(dBm)	P2(dBm)
16.27	13.06	13.45



**Average Power_
Beamforming Radio 2(Low Band)+Radio 3(High Band)**

Appendix B.6

Summary

Mode	Total Power (dBm)	Total Power (W)	EIRP (dBm)	EIRP (W)
5.25-5.35GHz	-	-	-	-
802.11ax HEW20-BF_Nss1,(MCS0)_2TX	18.13	0.06501	29.44	0.87902
802.11ax HEW40-BF_Nss1,(MCS0)_2TX	18.13	0.06501	29.44	0.87902
802.11ax HEW80-BF_Nss1,(MCS0)_2TX	18.09	0.06442	29.40	0.87096
5.47-5.725GHz	-	-	-	-
802.11ax HEW20-BF_Nss1,(MCS0)_2TX	17.94	0.06223	29.35	0.86099
802.11ax HEW40-BF_Nss1,(MCS0)_2TX	18.08	0.06427	29.49	0.88920
802.11ax HEW80-BF_Nss1,(MCS0)_2TX	18.01	0.06324	29.42	0.87498
802.11ax HEW160-BF_Nss1,(MCS0)_2TX	17.79	0.06012	29.20	0.83176
5.725-5.85GHz	-	-	-	-
802.11ax HEW20-BF_Nss1,(MCS0)_2TX	10.19	0.01045	21.60	0.14454
802.11ax HEW40-BF_Nss1,(MCS0)_2TX	7.03	0.00505	18.44	0.06982
802.11ax HEW80-BF_Nss1,(MCS0)_2TX	2.86	0.00193	14.27	0.02673



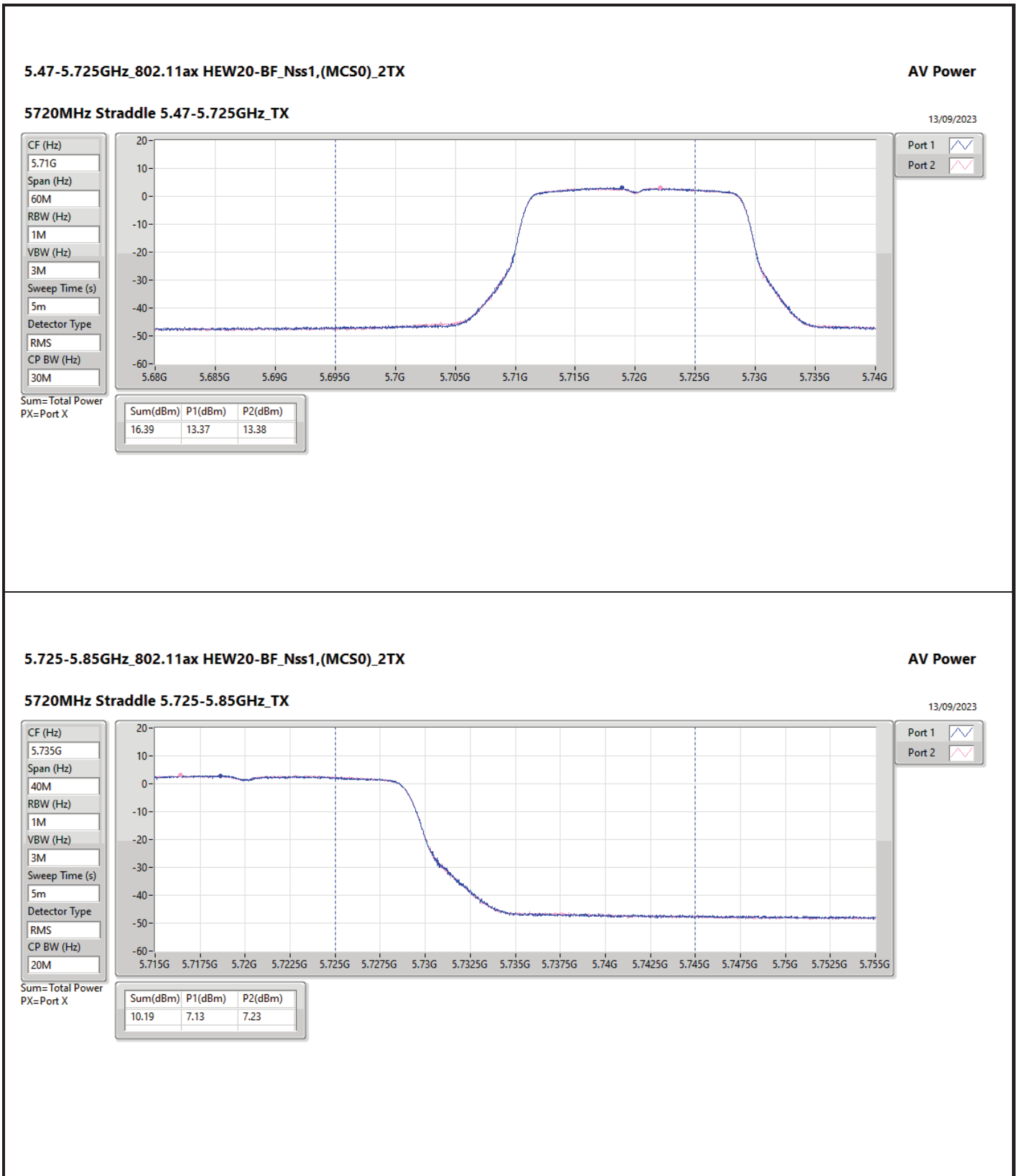
**Average Power_
Beamforming Radio 2(Low Band)+Radio 3(High Band)**

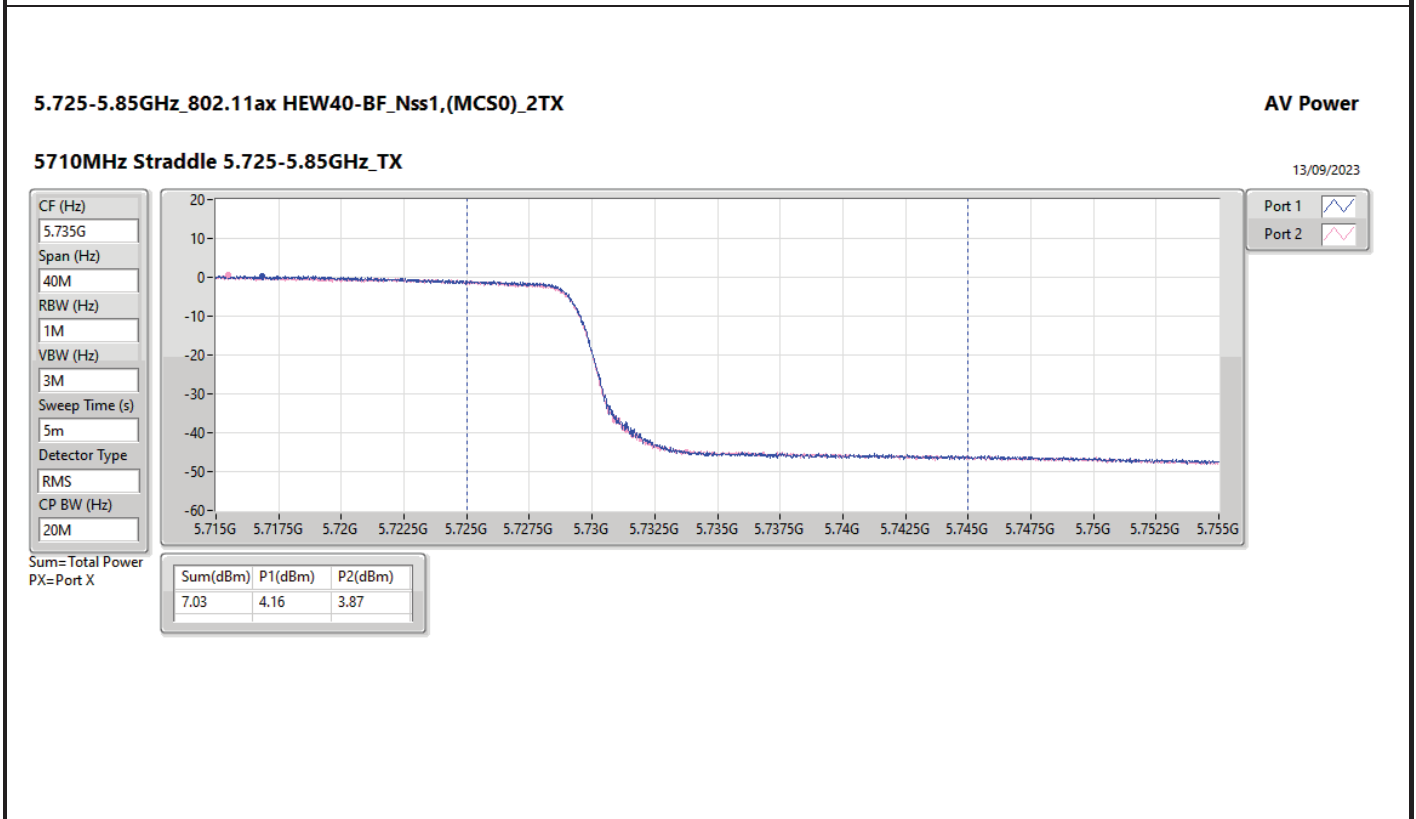
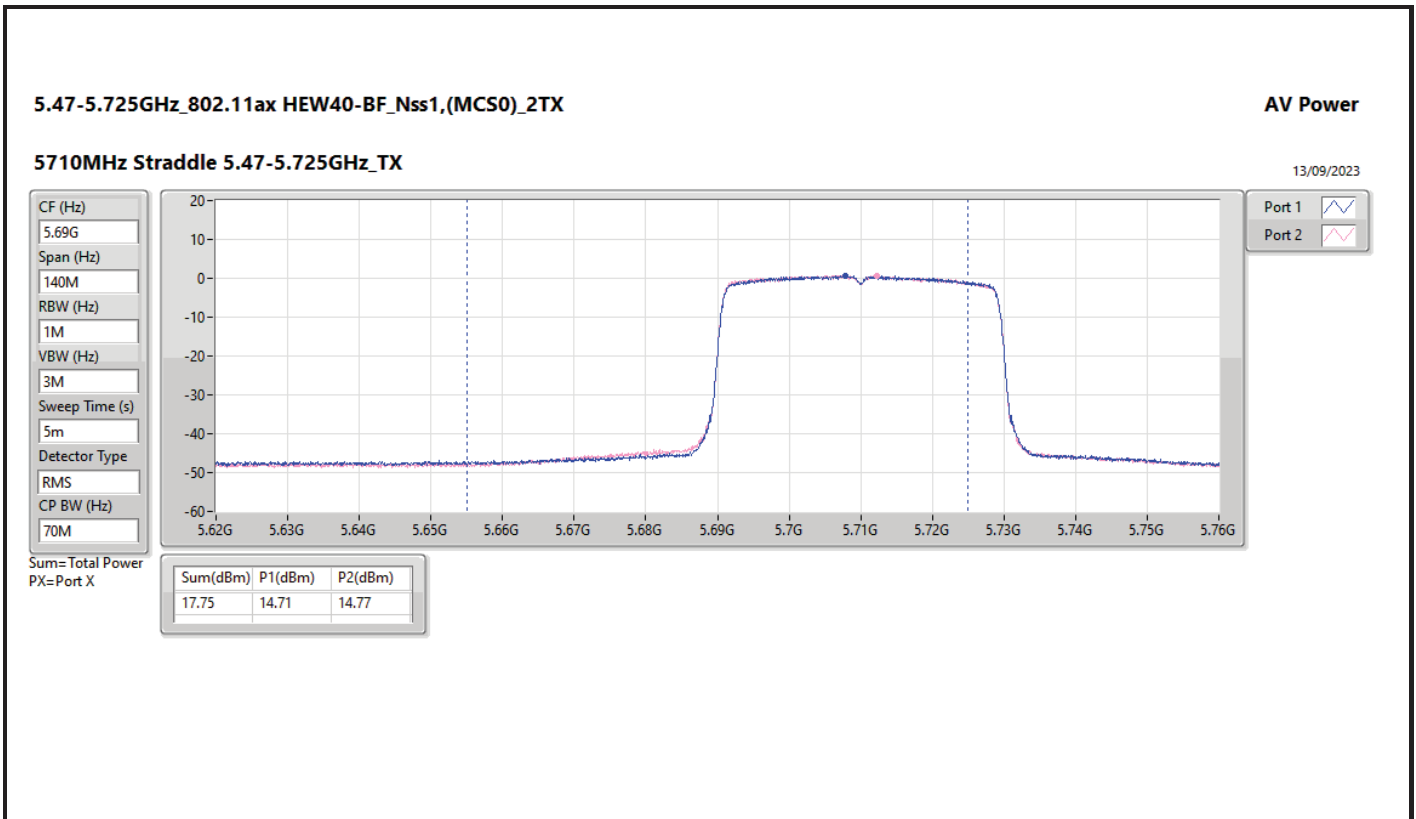
Appendix B.6

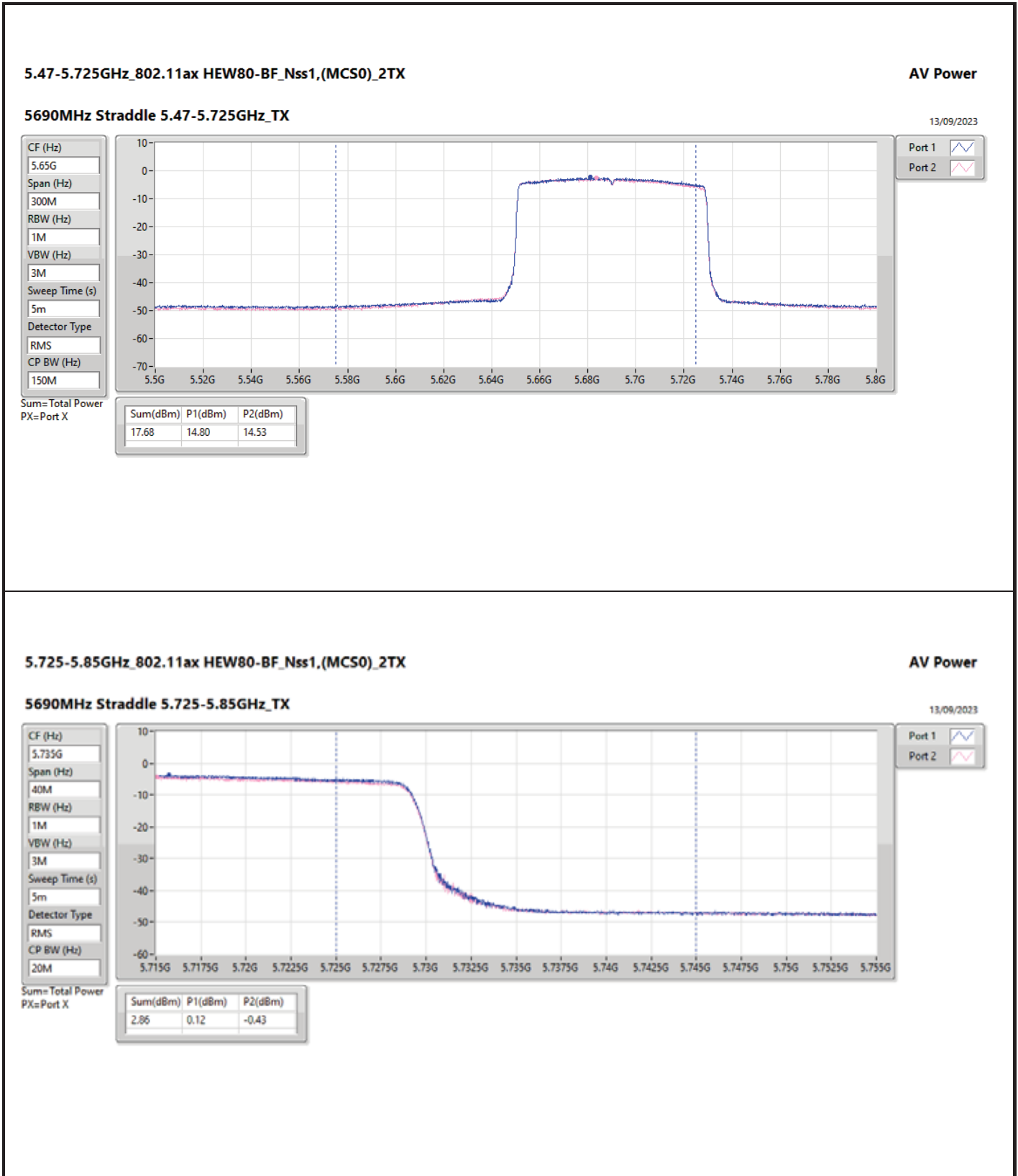
Result

Mode	Result	DG (dBi)	Port 1 (dBm)	Port 2 (dBm)	Total Power (dBm)	Power Limit (dBm)	EIRP (dBm)	EIRP Limit (dBm)
802.11ax HEW20-BF_Nss1,(MCS0)_2TX	-	-	-	-	-	-	-	-
5260MHz	Pass	11.31	15.28	14.95	18.13	18.67	29.44	30.00
5300MHz	Pass	11.31	14.74	14.76	17.76	18.67	29.07	30.00
5320MHz	Pass	11.31	15.03	14.89	17.97	18.67	29.28	30.00
5500MHz	Pass	11.41	15.16	14.69	17.94	18.57	29.35	30.00
5580MHz	Pass	11.41	14.82	14.60	17.72	18.57	29.13	30.00
5700MHz	Pass	11.41	15.05	14.36	17.73	18.57	29.14	30.00
5720MHz Straddle 5.47-5.725GHz	Pass	11.41	13.37	13.38	16.39	17.51	27.80	28.92
5720MHz Straddle 5.725-5.85GHz	Pass	11.41	7.13	7.23	10.19	24.59	21.60	36.00
802.11ax HEW40-BF_Nss1,(MCS0)_2TX	-	-	-	-	-	-	-	-
5270MHz	Pass	11.31	14.80	14.68	17.75	18.67	29.06	30.00
5310MHz	Pass	11.31	15.08	15.16	18.13	18.67	29.44	30.00
5510MHz	Pass	11.41	14.93	14.80	17.88	18.57	29.29	30.00
5550MHz	Pass	11.41	14.91	14.95	17.94	18.57	29.35	30.00
5670MHz	Pass	11.41	15.01	15.13	18.08	18.57	29.49	30.00
5710MHz Straddle 5.47-5.725GHz	Pass	11.41	14.71	14.77	17.75	18.57	29.16	30.00
5710MHz Straddle 5.725-5.85GHz	Pass	11.41	4.16	3.87	7.03	24.59	18.44	36.00
802.11ax HEW80-BF_Nss1,(MCS0)_2TX	-	-	-	-	-	-	-	-
5290MHz	Pass	11.31	15.01	15.15	18.09	18.67	29.40	30.00
5530MHz	Pass	11.41	14.98	15.02	18.01	18.57	29.42	30.00
5610MHz	Pass	11.41	14.53	15.16	17.87	18.57	29.28	30.00
5690MHz Straddle 5.47-5.725GHz	Pass	11.41	14.80	14.53	17.68	18.57	29.09	30.00
5690MHz Straddle 5.725-5.85GHz	Pass	11.41	0.12	-0.43	2.86	24.59	14.27	36.00
802.11ax HEW160-BF_Nss1,(MCS0)_2TX	-	-	-	-	-	-	-	-
5570MHz	Pass	11.41	14.73	14.82	17.79	18.57	29.20	30.00

DG = Directional Gain; Port X = Port X output power







5.725-5.85GHz_802.11ax HEW80-BF_Nss1,(MCS0)_2TX

5690MHz Straddle 5.725-5.85GHz_TX

AV Power

13/09/2023

CF (Hz)
5.735G

Span (Hz)
40M

RBW (Hz)
1M

VBW (Hz)
3M

Sweep Time (s)
5m

Detector Type
RMS

CP BW (Hz)
20M

Port 1

Port 2

Sum=Total Power
PX=Port X

Sum(dBm)	P1(dBm)	P2(dBm)
2.86	0.12	-0.43



Summary

Mode	PD (dBm/RBW)	EIRP PD (dBm/RBW)
5.25-5.35GHz	-	-
802.11a_Nss1,(6Mbps)_2TX	5.5	16.81
802.11ax HEW20_Nss1,(MCS0)_2TX	5.62	16.93
802.11ax HEW40_Nss1,(MCS0)_2TX	5.23	16.54
802.11ax HEW80_Nss1,(MCS0)_2TX	2.32	13.63
5.47-5.725GHz	-	-
802.11a_Nss1,(6Mbps)_2TX	5.68	16.99
802.11ax HEW20_Nss1,(MCS0)_2TX	5.39	16.70
802.11ax HEW40_Nss1,(MCS0)_2TX	5.53	16.84
802.11ax HEW80_Nss1,(MCS0)_2TX	3.24	14.55
5.725-5.85GHz	-	-
802.11a_Nss1,(6Mbps)_2TX	3.56	14.87
802.11ax HEW20_Nss1,(MCS0)_2TX	3.42	14.73
802.11ax HEW40_Nss1,(MCS0)_2TX	2.86	14.17
802.11ax HEW80_Nss1,(MCS0)_2TX	-0.12	11.19

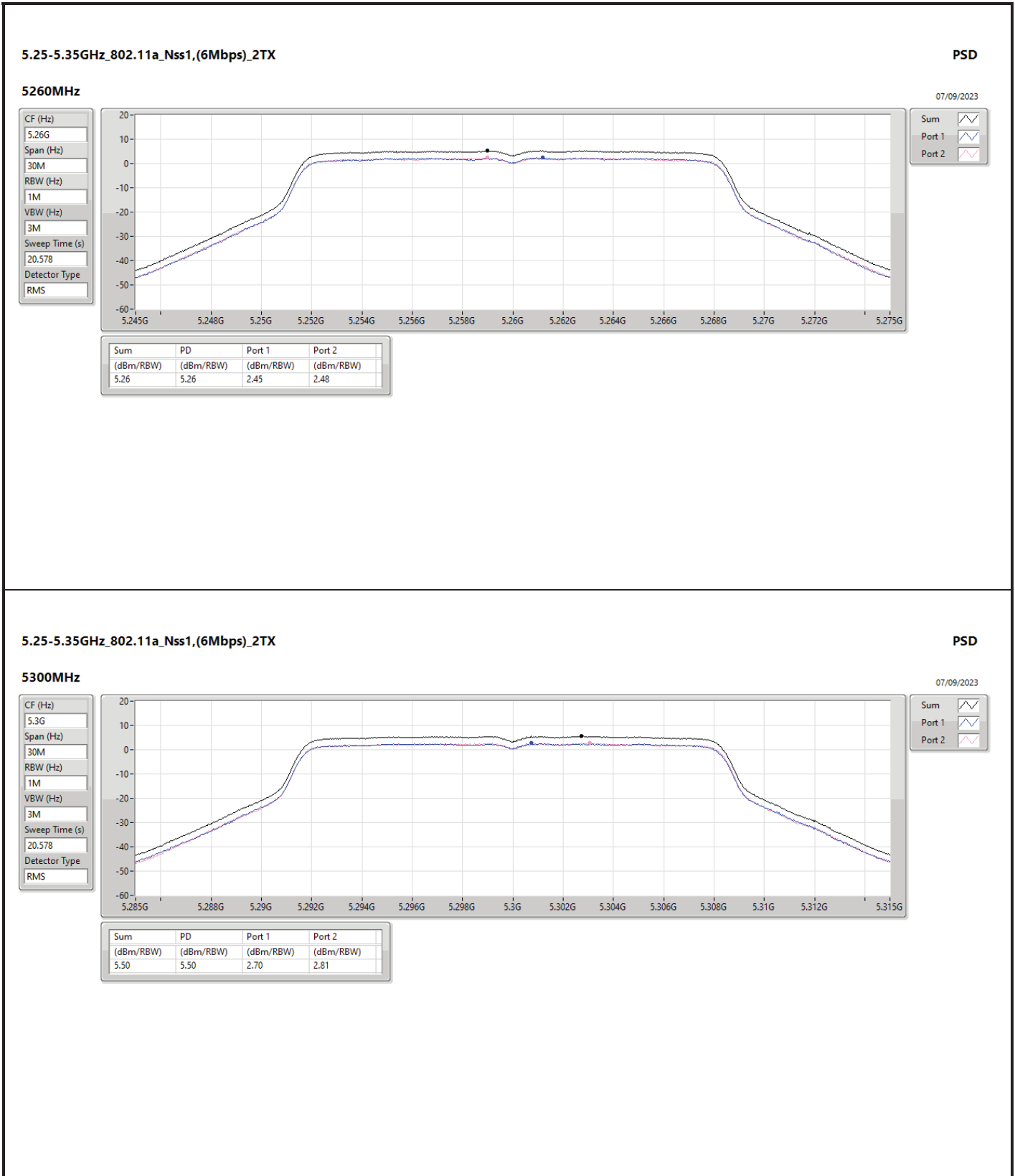
RBW = 500kHz for 5.725-5.85GHz band / 1MHz for other band;

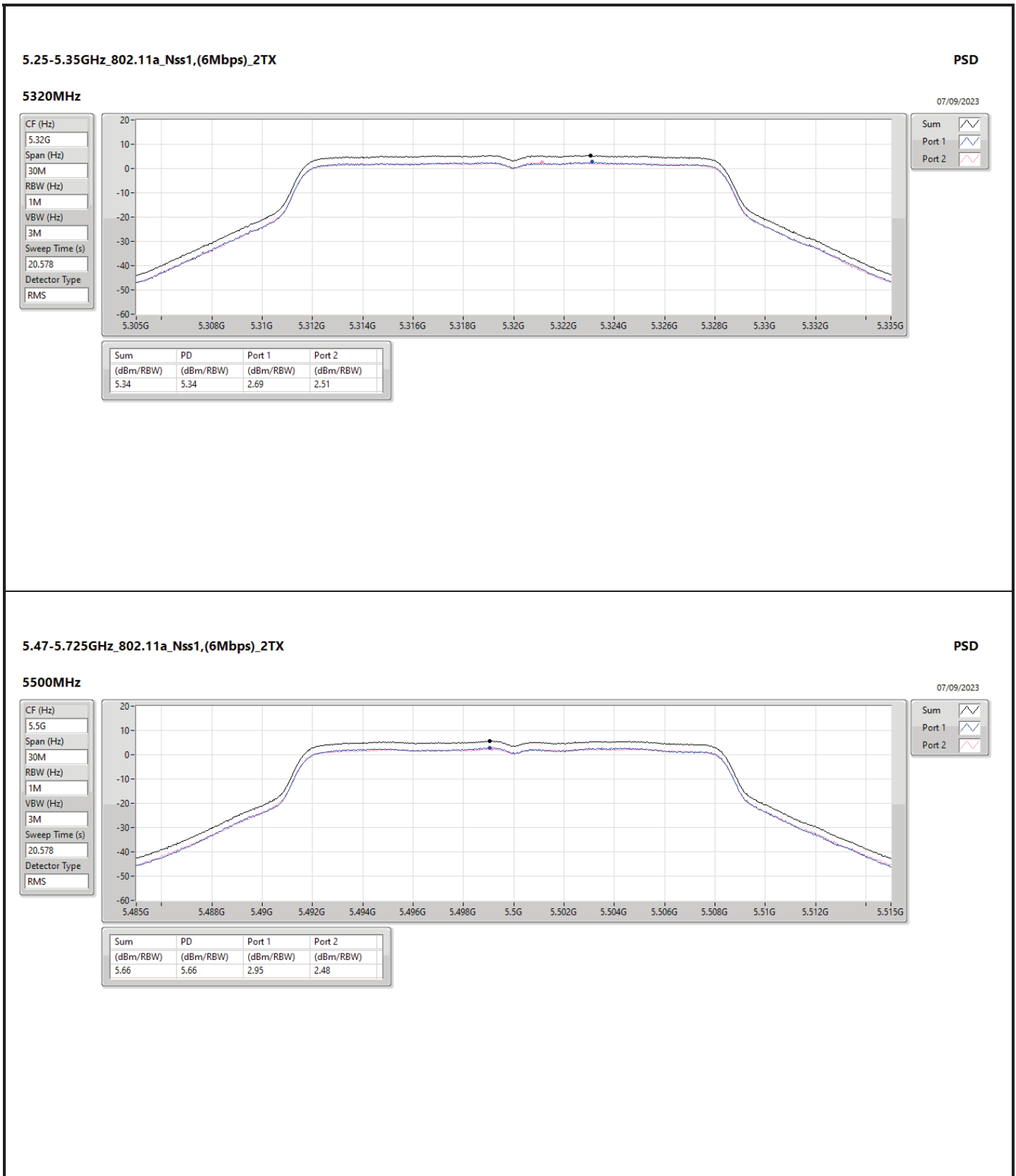


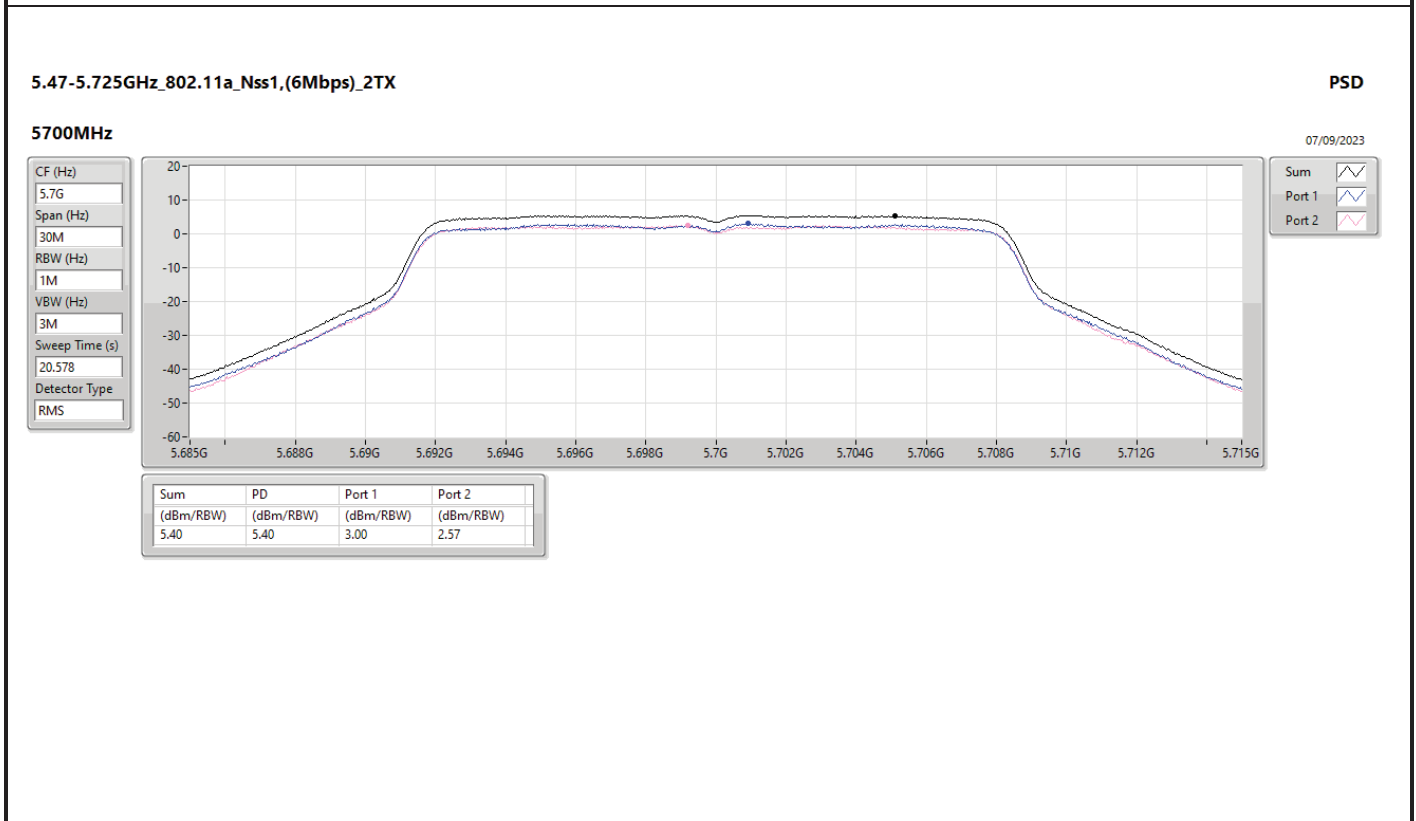
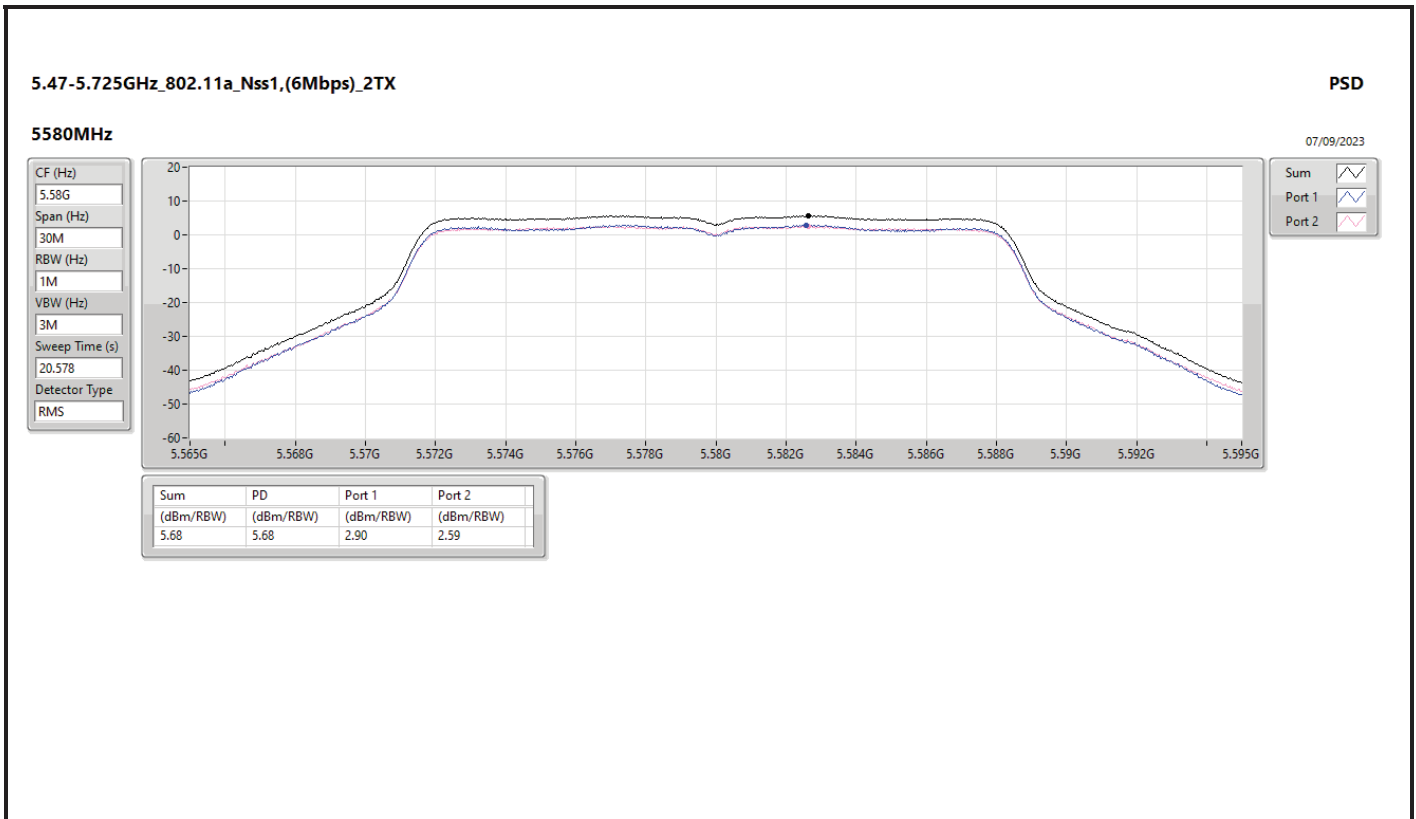
Result

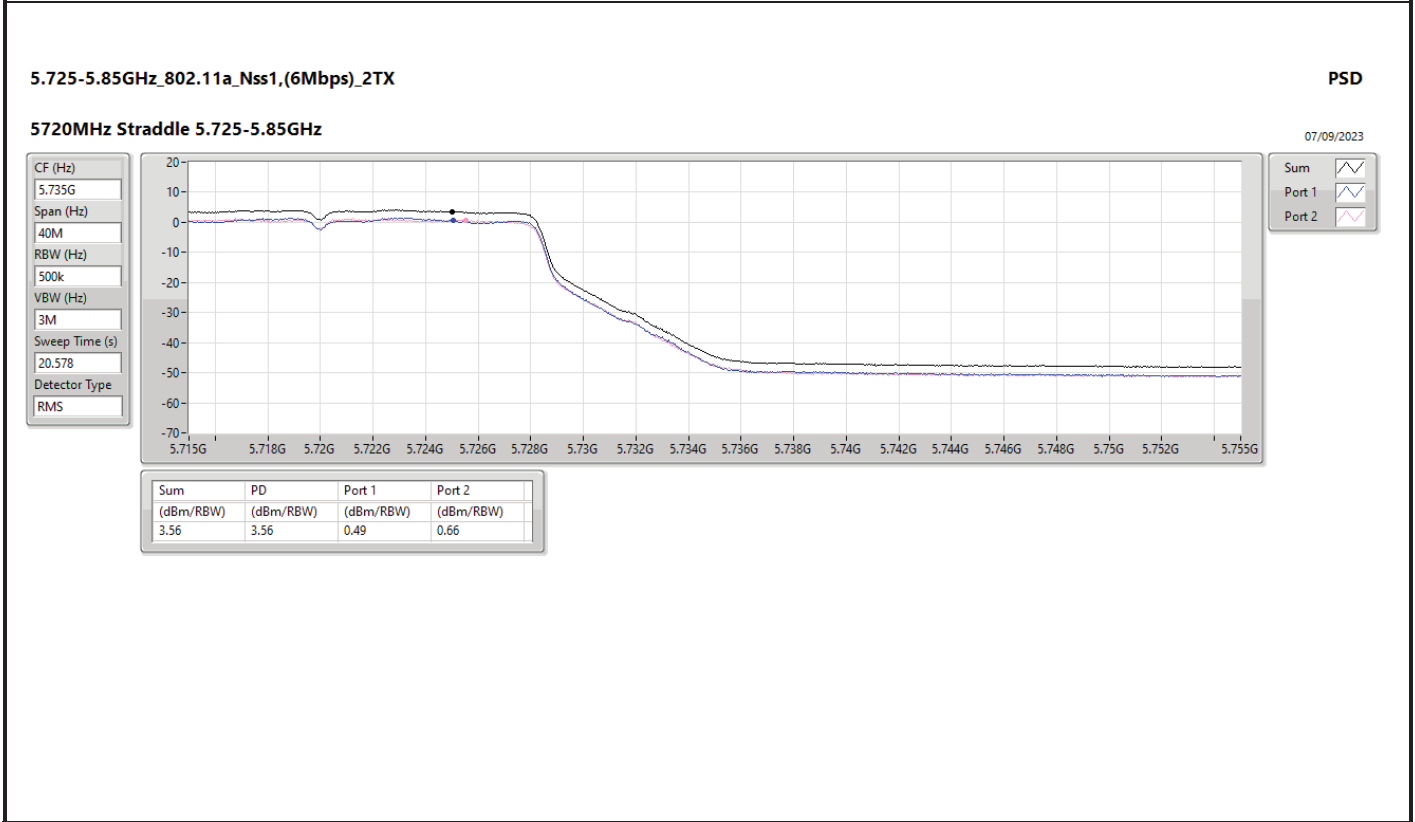
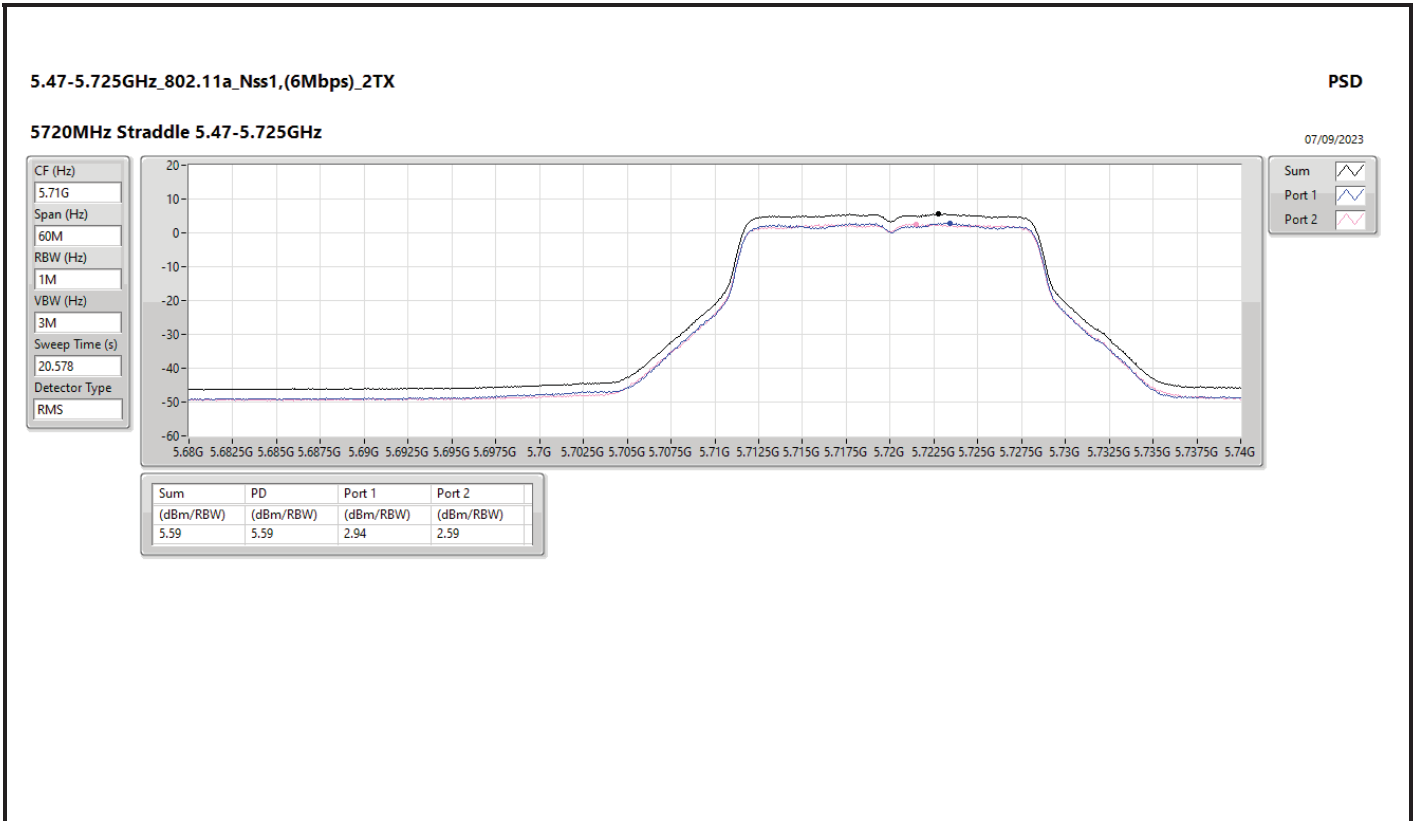
Mode	Result	DG (dBi)	Port 1 (dBm/RBW)	Port 2 (dBm/RBW)	PD (dBm/RBW)	PD Limit (dBm/RBW)	EIRP PD (dBm/RBW)	EIRP PD Limit (dBm/RBW)
802.11a_Nss1,(6Mbps)_2TX	-	-	-	-	-	-	-	-
5260MHz	Pass	11.31	2.45	2.48	5.26	5.69	16.57	17.00
5300MHz	Pass	11.31	2.7	2.81	5.50	5.69	16.81	17.00
5320MHz	Pass	11.31	2.69	2.51	5.34	5.69	16.65	17.00
5500MHz	Pass	11.31	2.95	2.48	5.66	5.69	16.97	17.00
5580MHz	Pass	11.31	2.9	2.59	5.68	5.69	16.99	17.00
5700MHz	Pass	11.31	3	2.57	5.40	5.69	16.71	17.00
5720MHz Straddle 5.47-5.725GHz	Pass	11.31	2.94	2.59	5.59	5.69	16.90	17.00
5720MHz Straddle 5.725-5.85GHz	Pass	11.31	0.49	0.66	3.56	24.69	14.87	36.00
802.11ax HEW20_Nss1,(MCS0)_2TX	-	-	-	-	-	-	-	-
5260MHz	Pass	11.31	2.55	2.48	5.35	5.69	16.66	17.00
5300MHz	Pass	11.31	2.78	2.92	5.62	5.69	16.93	17.00
5320MHz	Pass	11.31	2.81	2.51	5.49	5.69	16.80	17.00
5500MHz	Pass	11.31	2.5	2.18	5.32	5.69	16.63	17.00
5580MHz	Pass	11.31	2.63	2.36	5.39	5.69	16.70	17.00
5700MHz	Pass	11.31	2.7	2.13	5.21	5.69	16.52	17.00
5720MHz Straddle 5.47-5.725GHz	Pass	11.31	2.62	2.29	5.22	5.69	16.53	17.00
5720MHz Straddle 5.725-5.85GHz	Pass	11.31	0.73	0.19	3.42	24.69	14.73	36.00
802.11ax HEW40_Nss1,(MCS0)_2TX	-	-	-	-	-	-	-	-
5270MHz	Pass	11.31	2.36	2.15	5.02	5.69	16.33	17.00
5310MHz	Pass	11.31	2.56	2.41	5.23	5.69	16.54	17.00
5510MHz	Pass	11.31	2.69	2.21	5.44	5.69	16.75	17.00
5550MHz	Pass	11.31	2.6	2.48	5.53	5.69	16.84	17.00
5670MHz	Pass	11.31	2.66	2.36	5.27	5.69	16.58	17.00
5710MHz Straddle 5.47-5.725GHz	Pass	11.31	2.8	2.54	5.44	5.69	16.75	17.00
5710MHz Straddle 5.725-5.85GHz	Pass	11.31	0.1	-0.33	2.86	24.69	14.17	36.00
802.11ax HEW80_Nss1,(MCS0)_2TX	-	-	-	-	-	-	-	-
5290MHz	Pass	11.31	-0.53	-0.41	2.32	5.69	13.63	17.00
5530MHz	Pass	11.31	-0.41	-0.73	2.41	5.69	13.72	17.00
5610MHz	Pass	11.31	-0.22	-0.47	2.52	5.69	13.83	17.00
5690MHz Straddle 5.47-5.725GHz	Pass	11.31	0.68	0.23	3.24	5.69	14.55	17.00
5690MHz Straddle 5.725-5.85GHz	Pass	11.31	-2.7	-3.46	-0.12	24.69	11.19	36.00

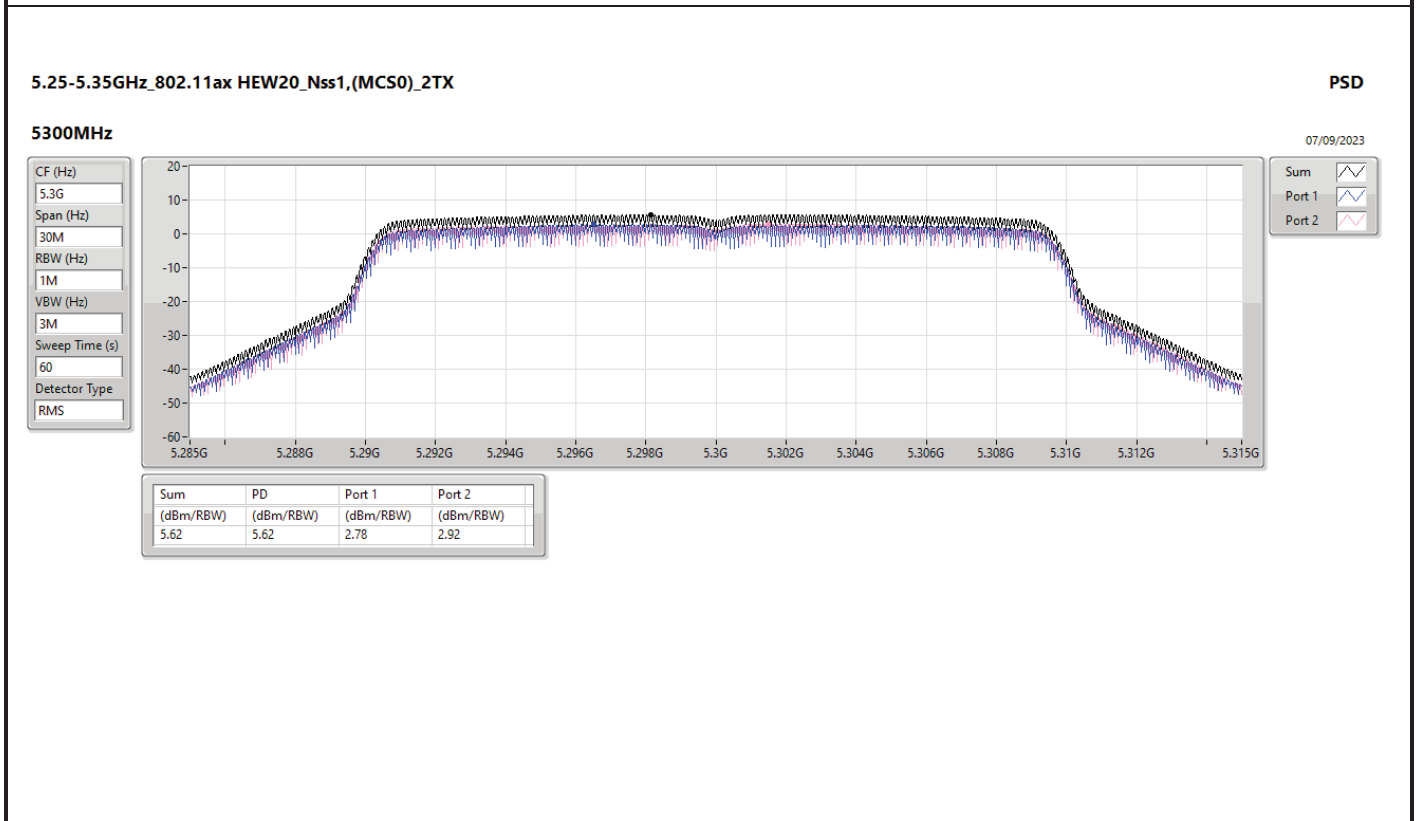
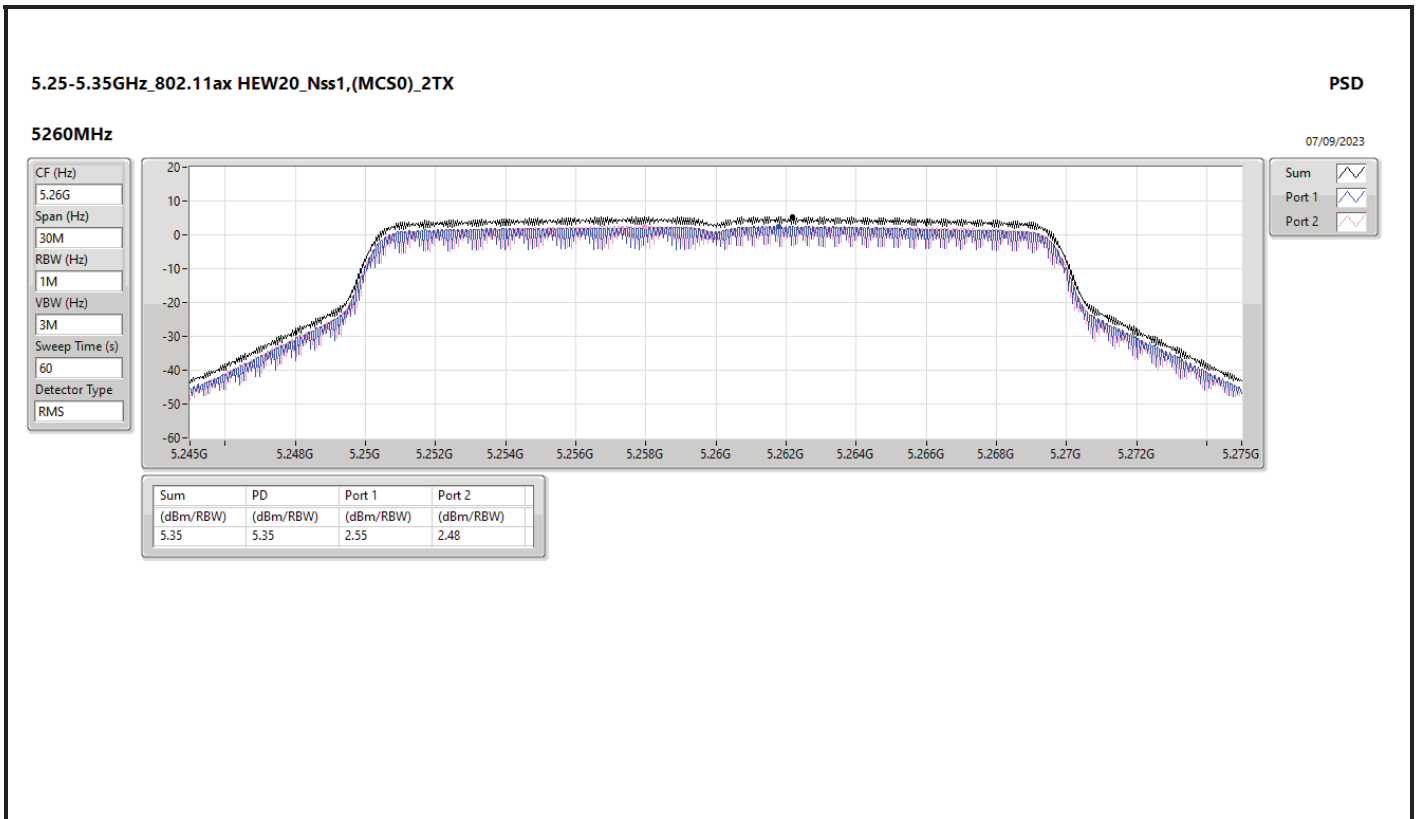
DG = Directional Gain; RBW = 500kHz for 5.725-5.85GHz band / 1MHz for other band;
 PD = trace bin-by-bin of each transmits port summing can be performed maximum power density; Port X = Port X Power Density;

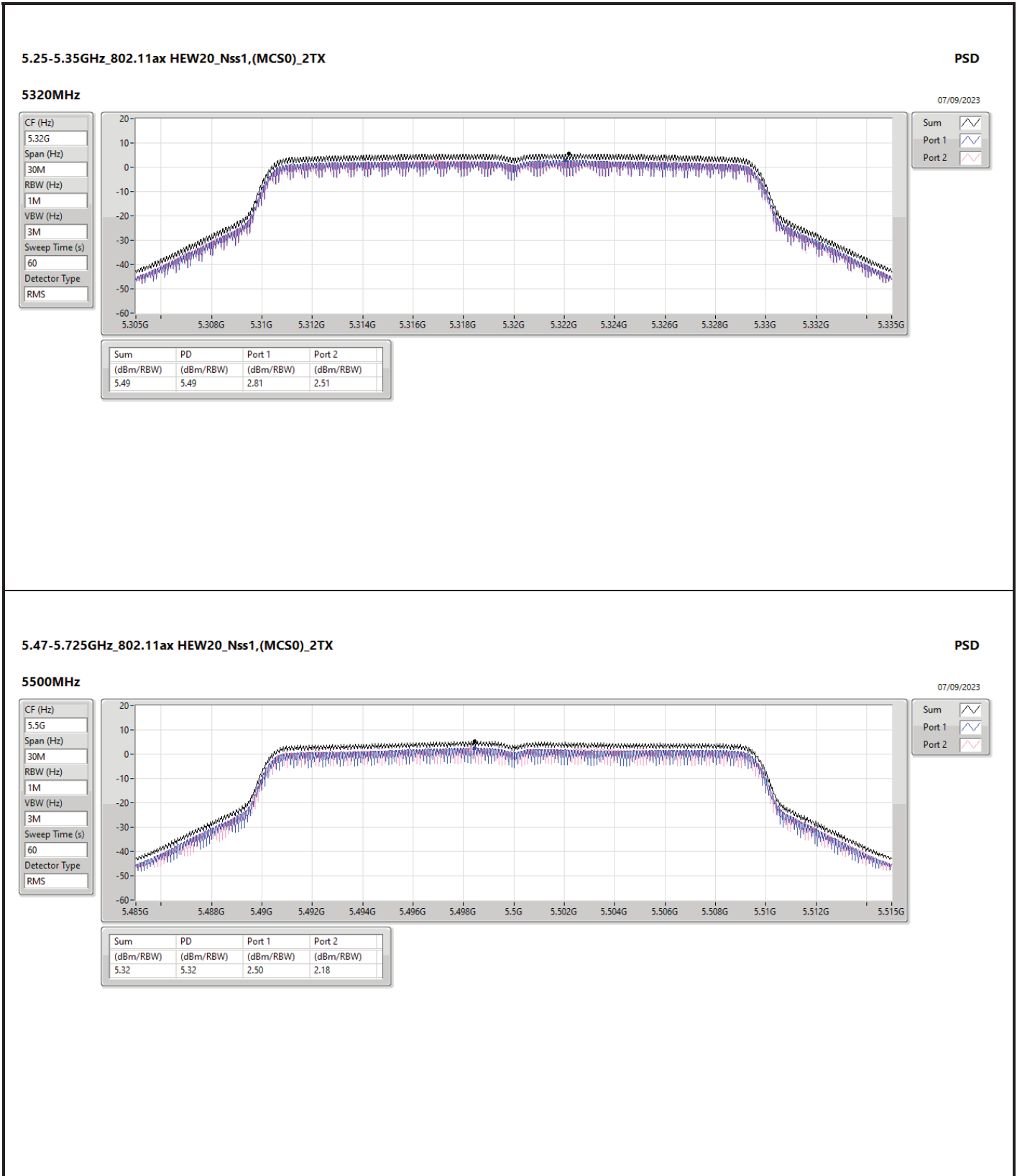


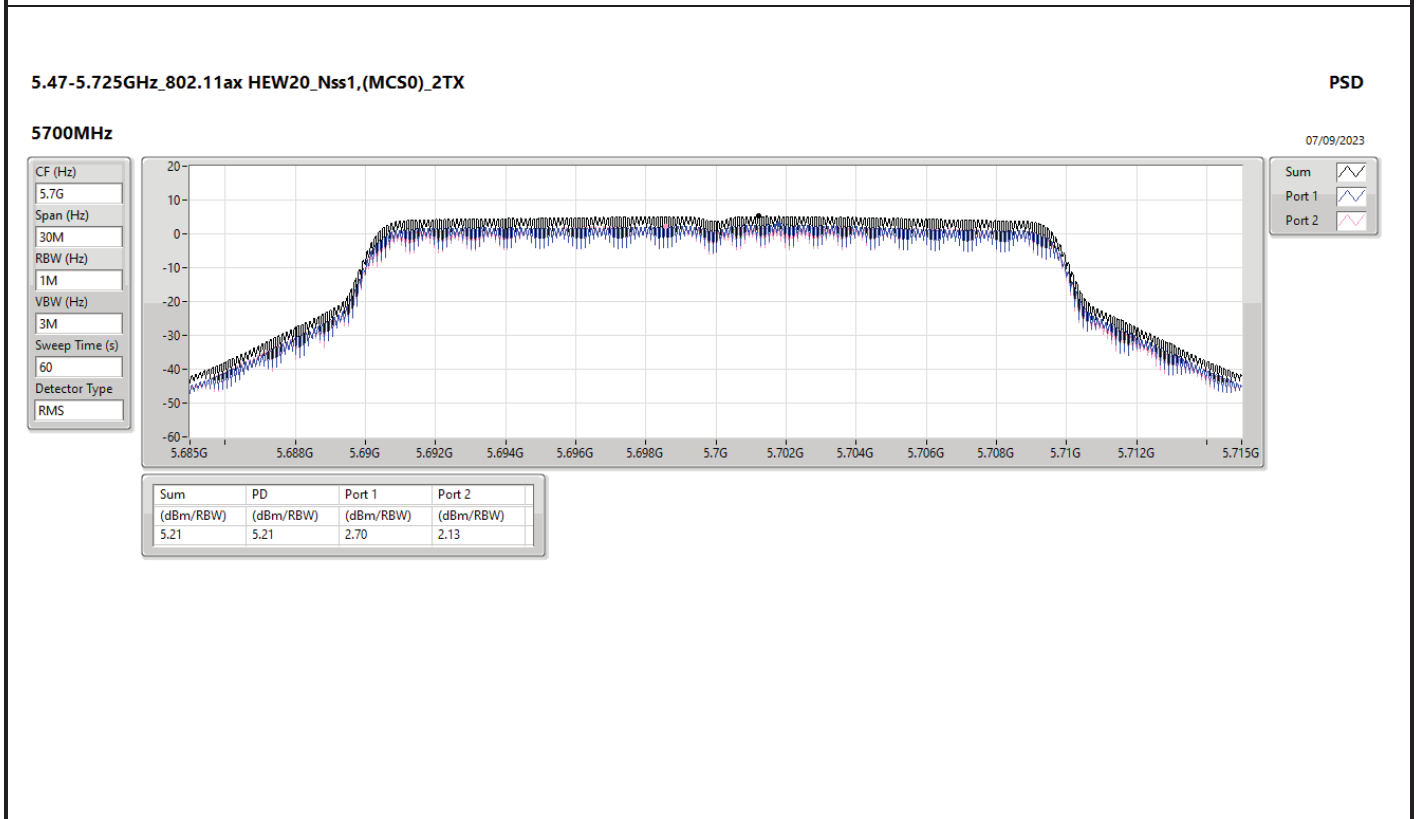
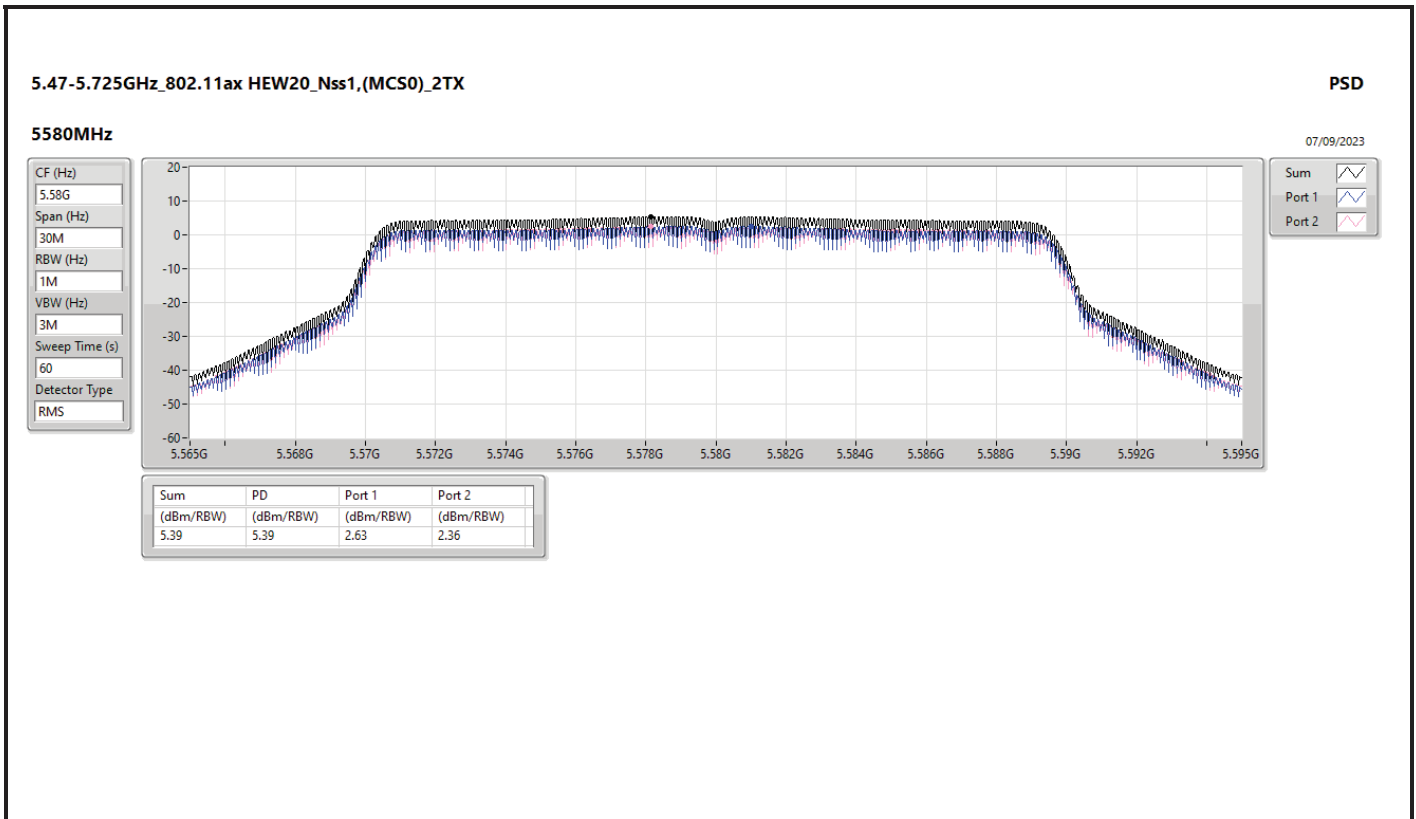


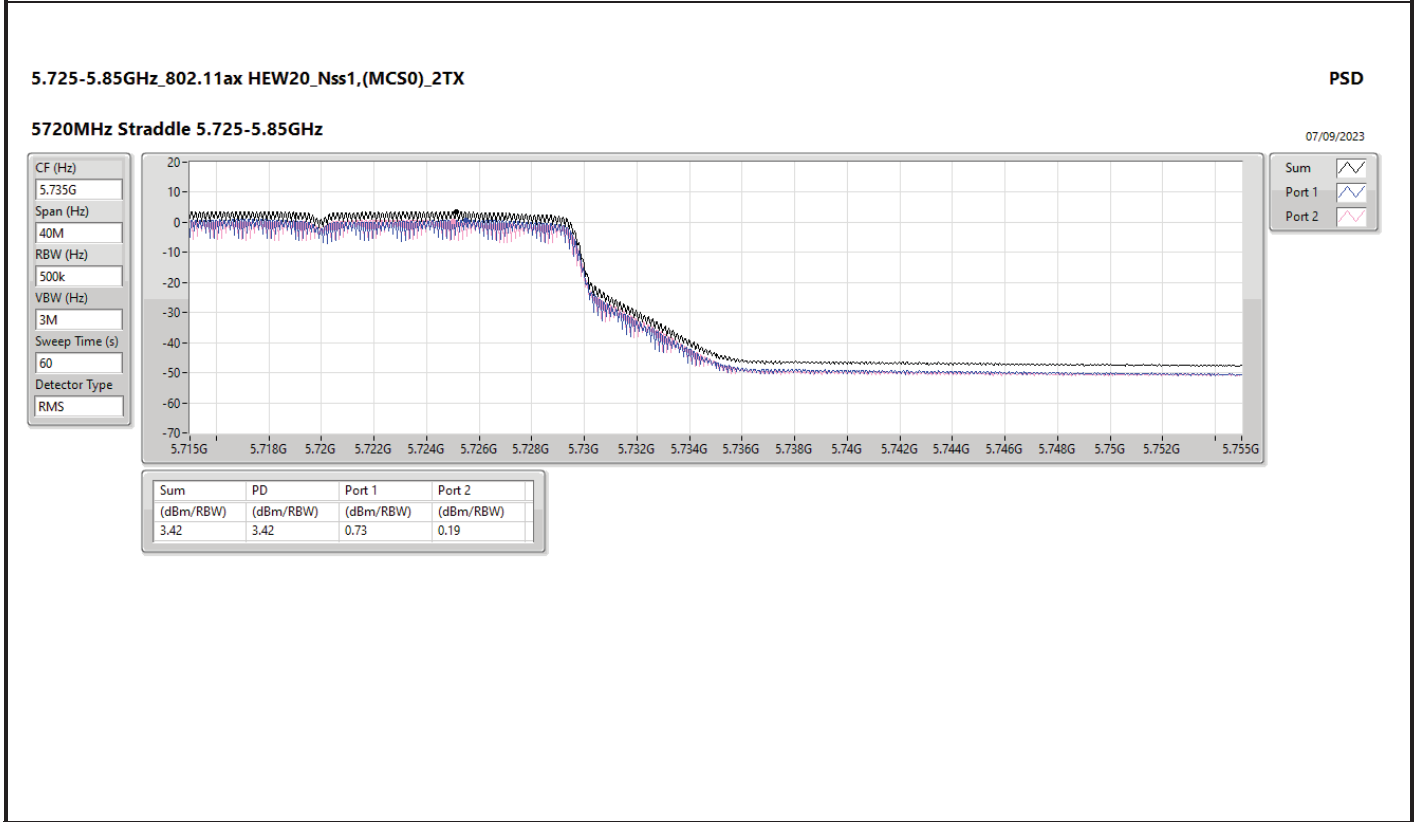
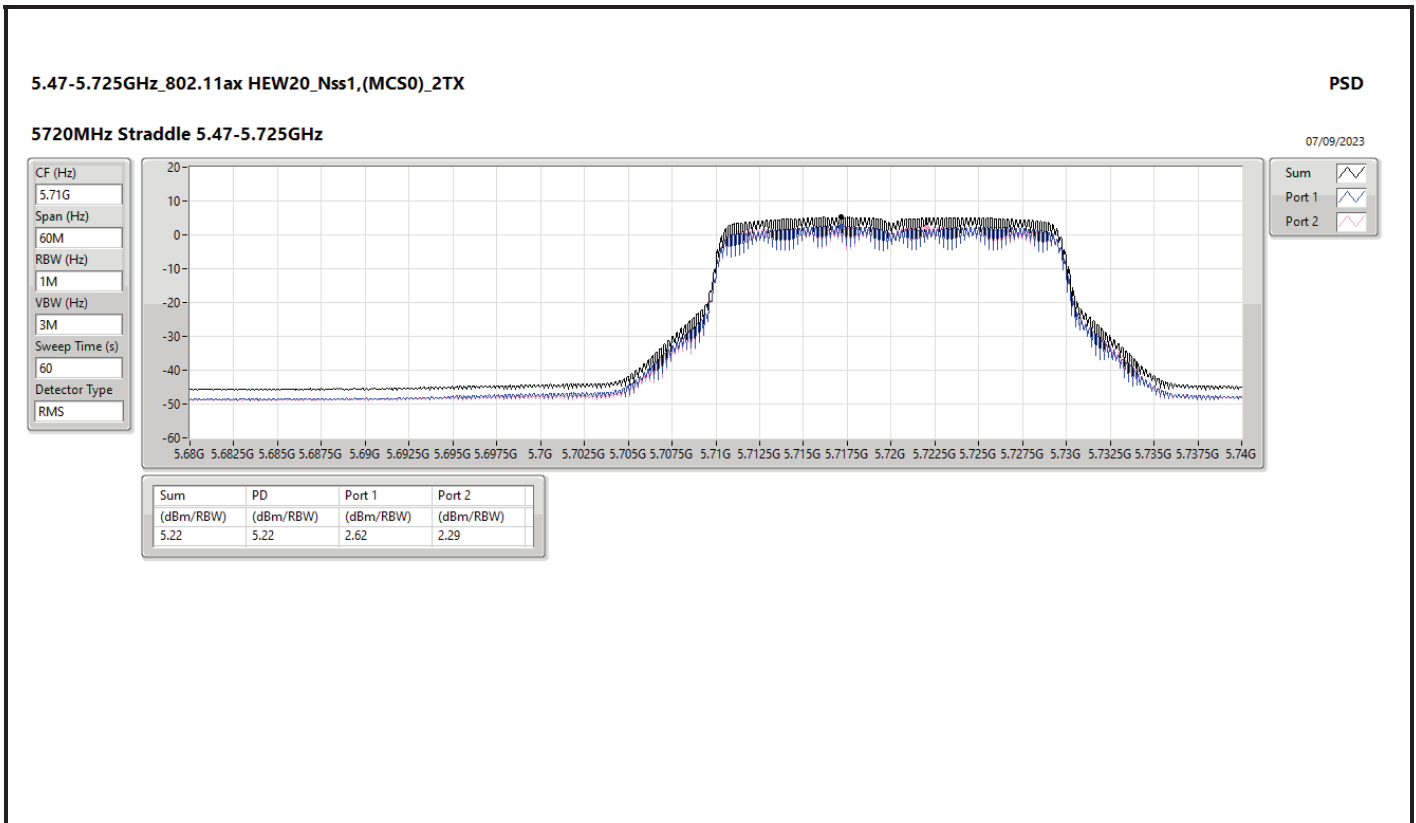


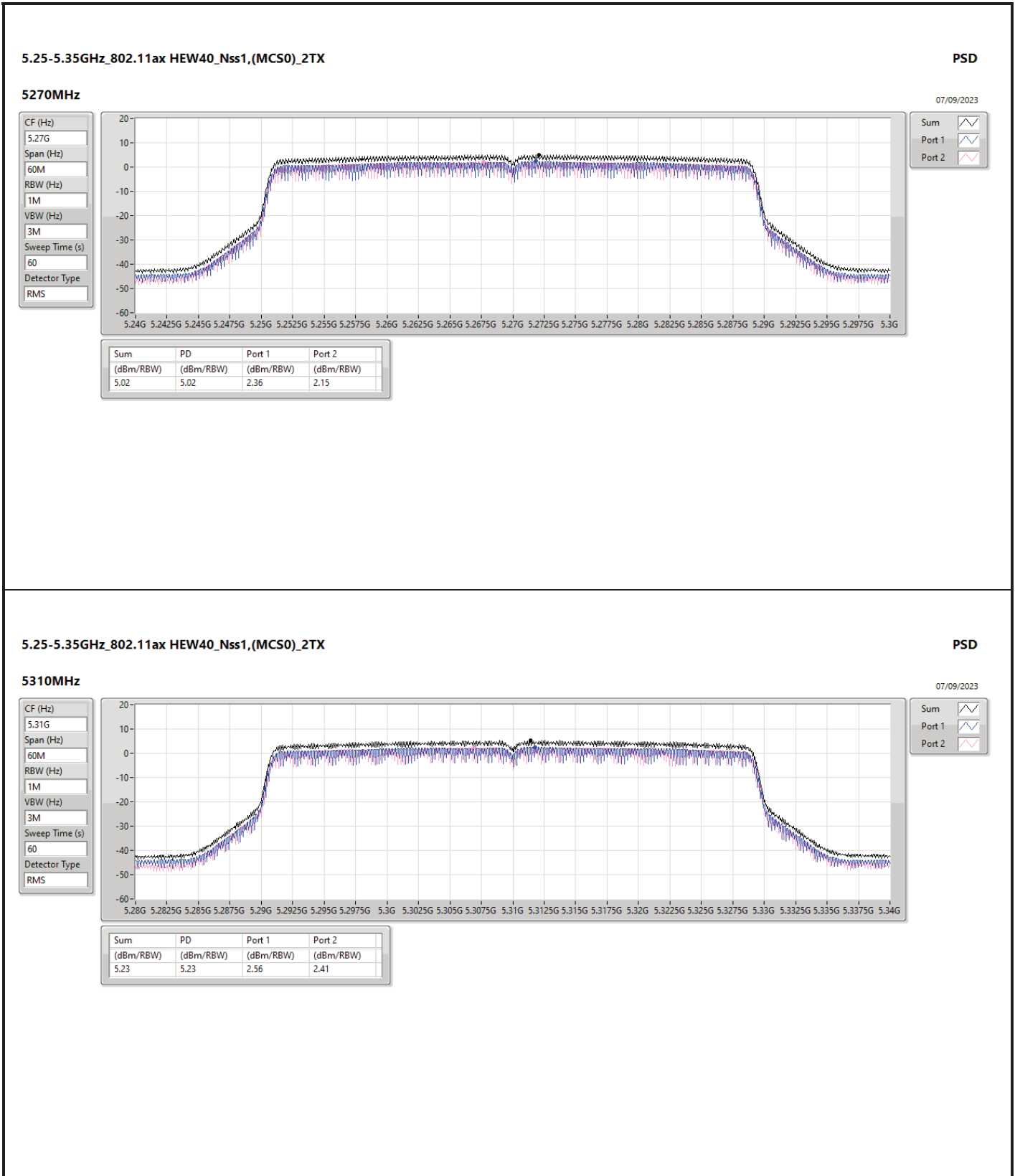


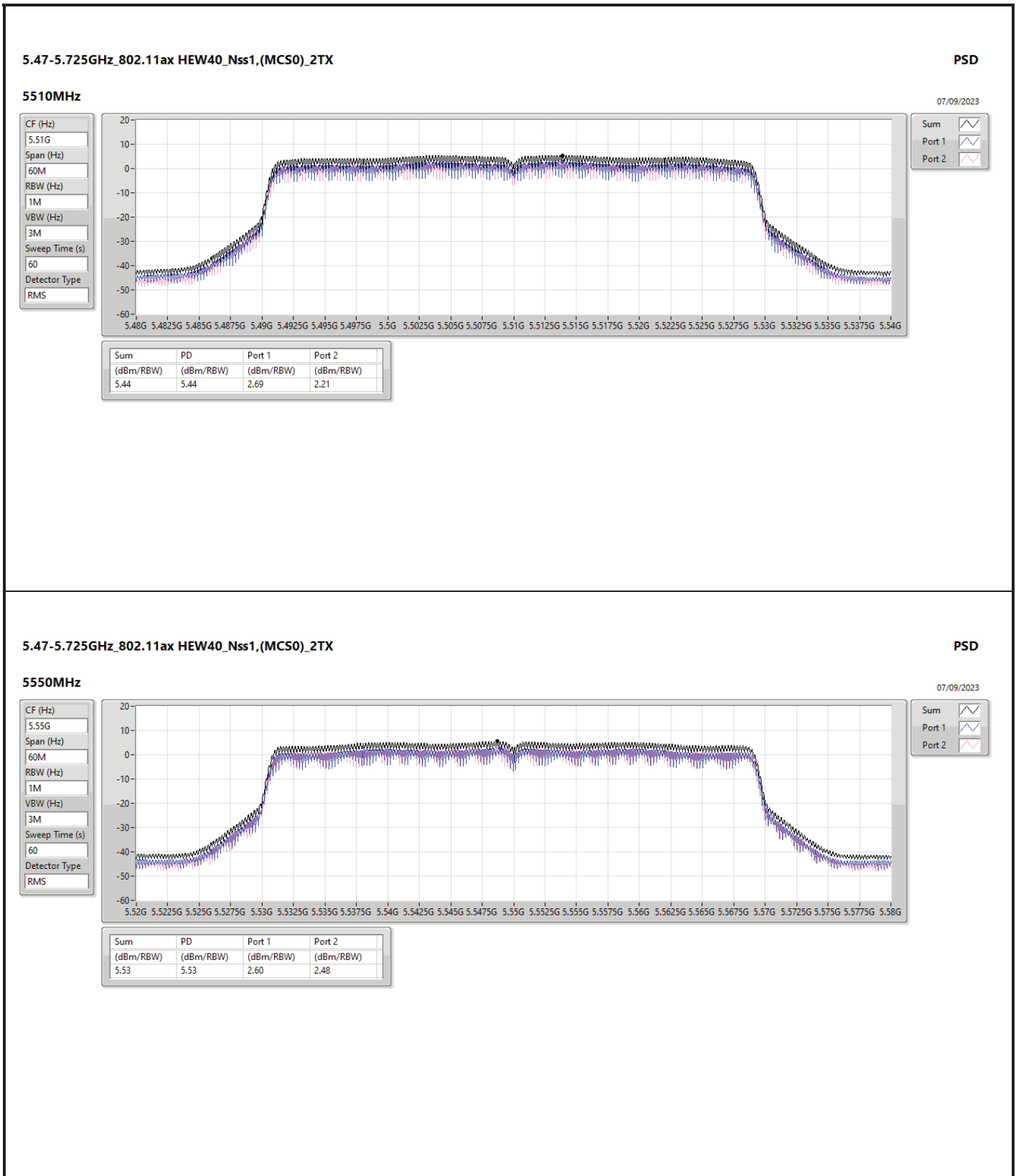


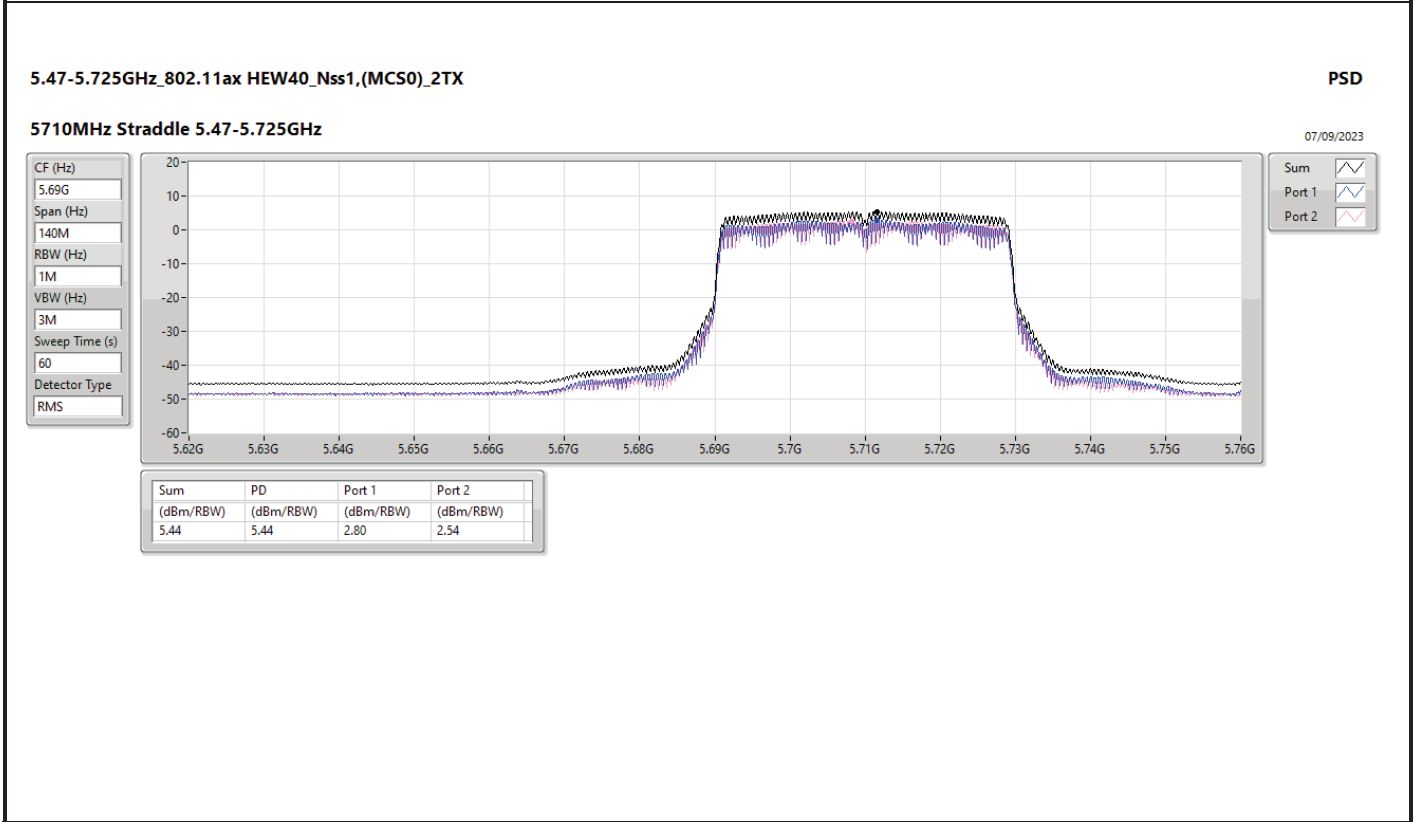
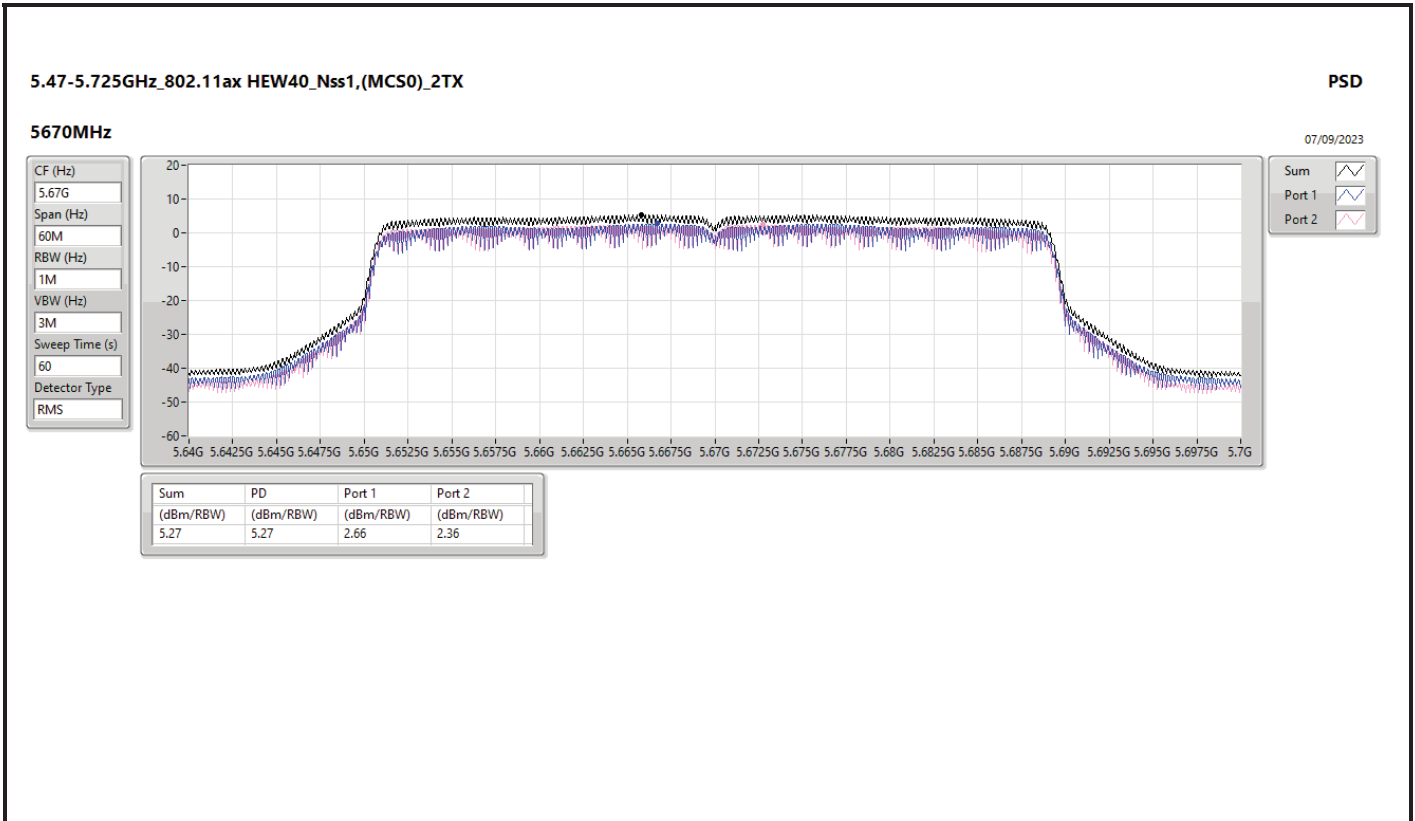


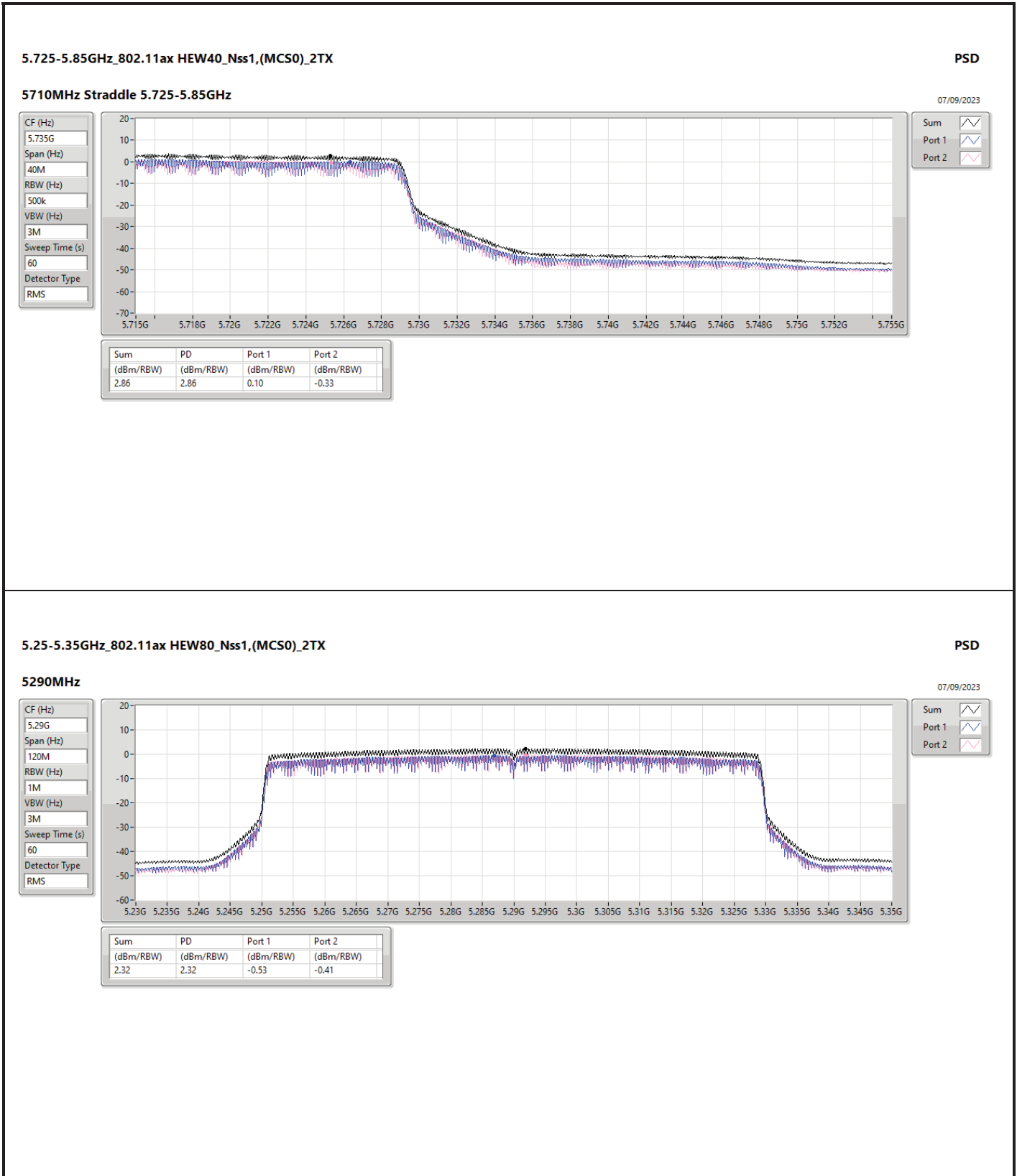


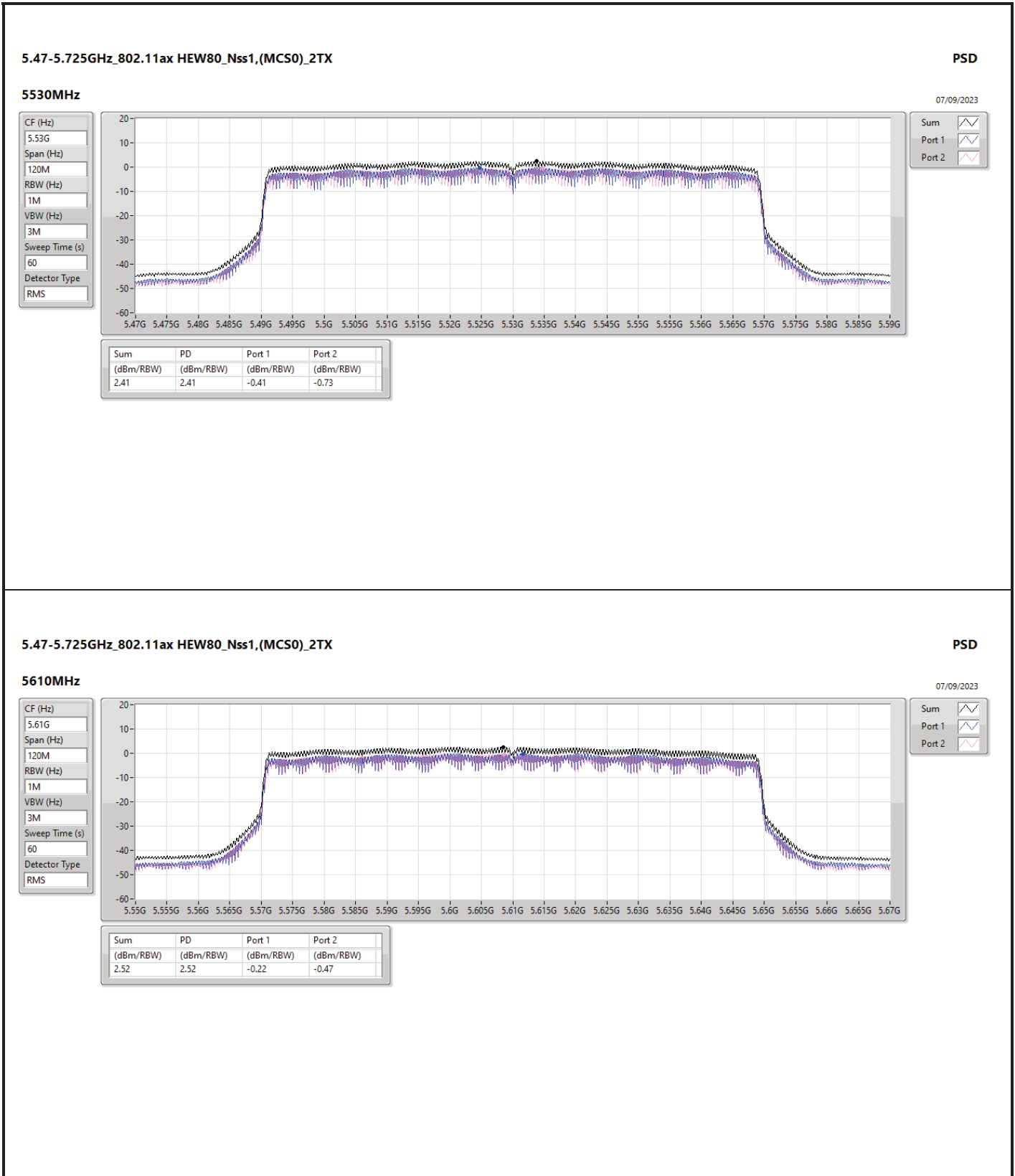


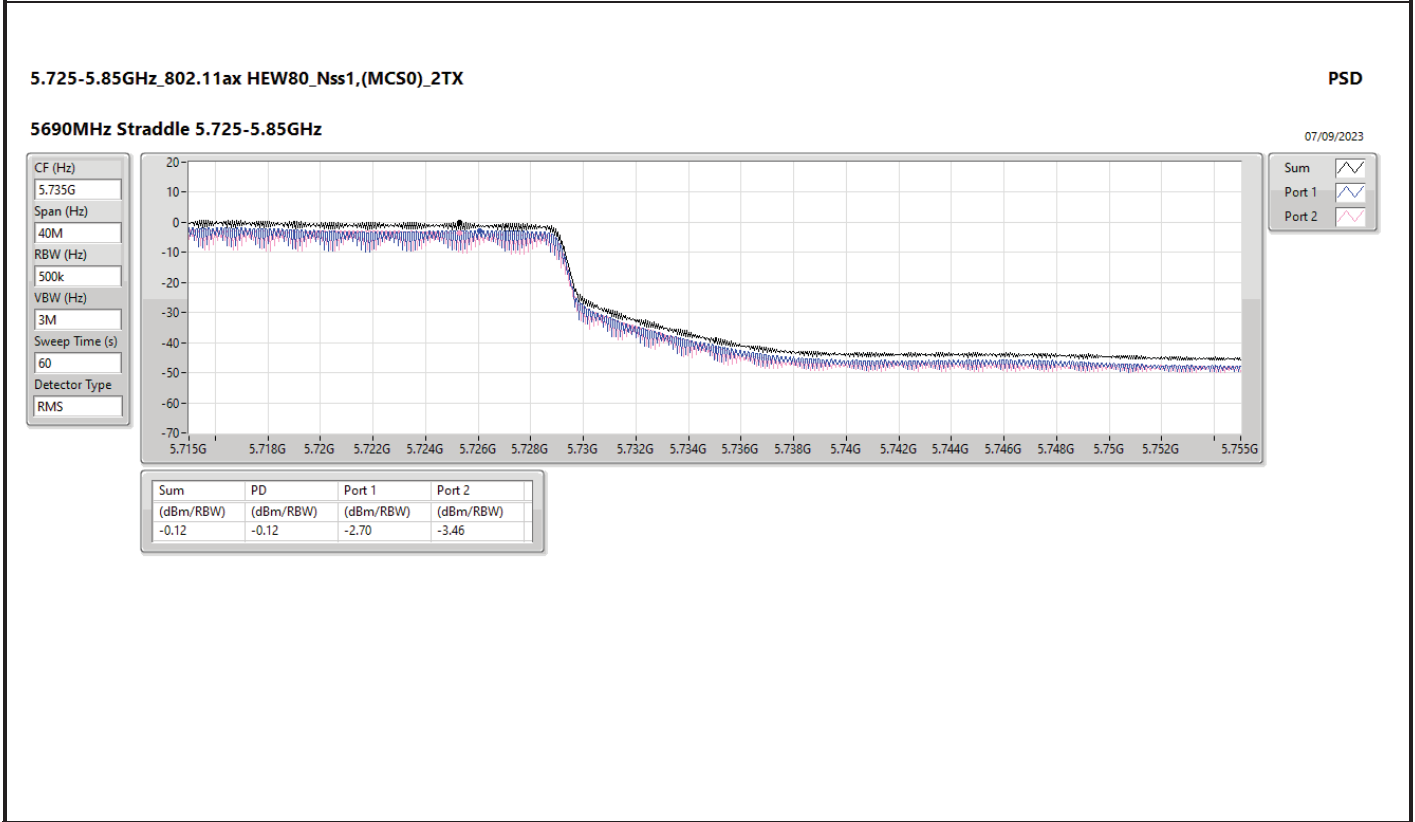
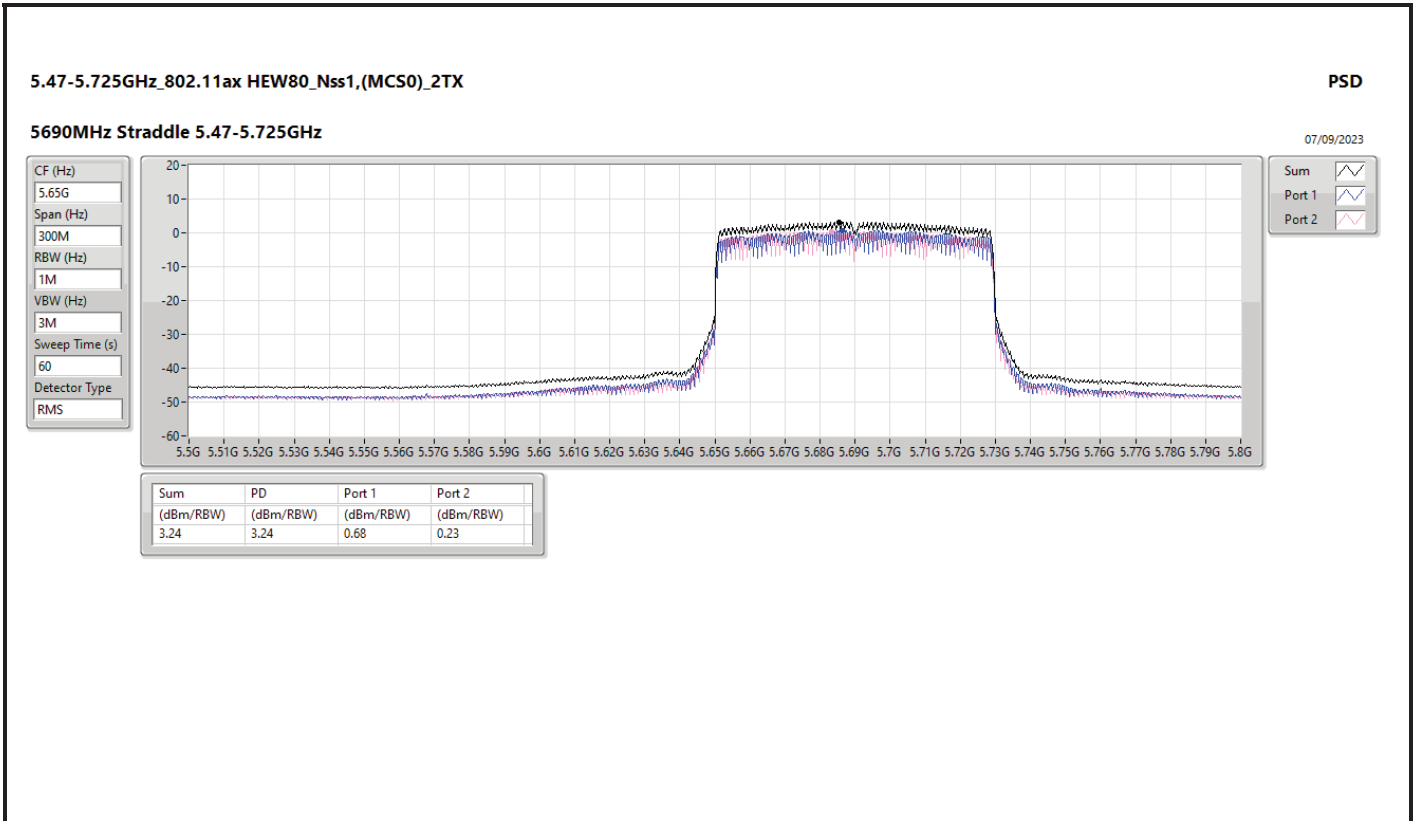














Summary

Mode	PD (dBm/RBW)	EIRP PD (dBm/RBW)
5.15-5.25GHz	-	-
802.11ax HEW160_Nss1,(MCS0)_2TX	-1.81	9.60
5.25-5.35GHz	-	-
802.11a_Nss1,(6Mbps)_2TX	5.40	16.81
802.11ax HEW20_Nss1,(MCS0)_2TX	5.47	16.88
802.11ax HEW40_Nss1,(MCS0)_2TX	5.48	16.89
802.11ax HEW80_Nss1,(MCS0)_2TX	1.91	13.32
802.11ax HEW160_Nss1,(MCS0)_2TX	-1.88	9.53
5.47-5.725GHz	-	-
802.11a_Nss1,(6Mbps)_2TX	5.49	16.90
802.11ax HEW20_Nss1,(MCS0)_2TX	5.57	16.98
802.11ax HEW40_Nss1,(MCS0)_2TX	5.31	16.72
802.11ax HEW80_Nss1,(MCS0)_2TX	2.66	14.07
802.11ax HEW160_Nss1,(MCS0)_2TX	-0.82	10.59
5.725-5.85GHz	-	-
802.11a_Nss1,(6Mbps)_2TX	3.21	14.62
802.11ax HEW20_Nss1,(MCS0)_2TX	3.32	14.73
802.11ax HEW40_Nss1,(MCS0)_2TX	2.31	13.72
802.11ax HEW80_Nss1,(MCS0)_2TX	-1.08	10.33

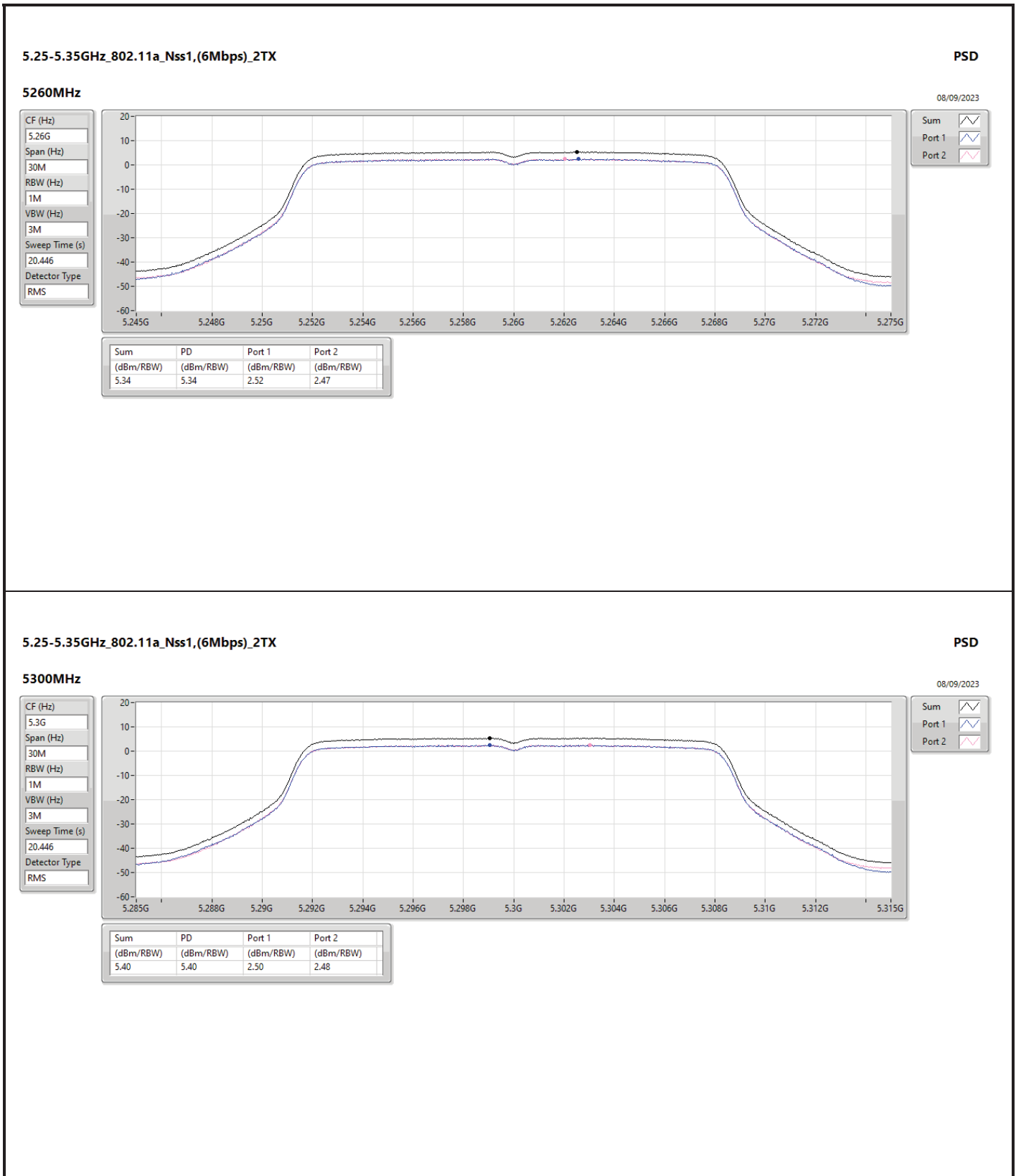
RBW = 500kHz for 5.725-5.85GHz band / 1MHz for other band;

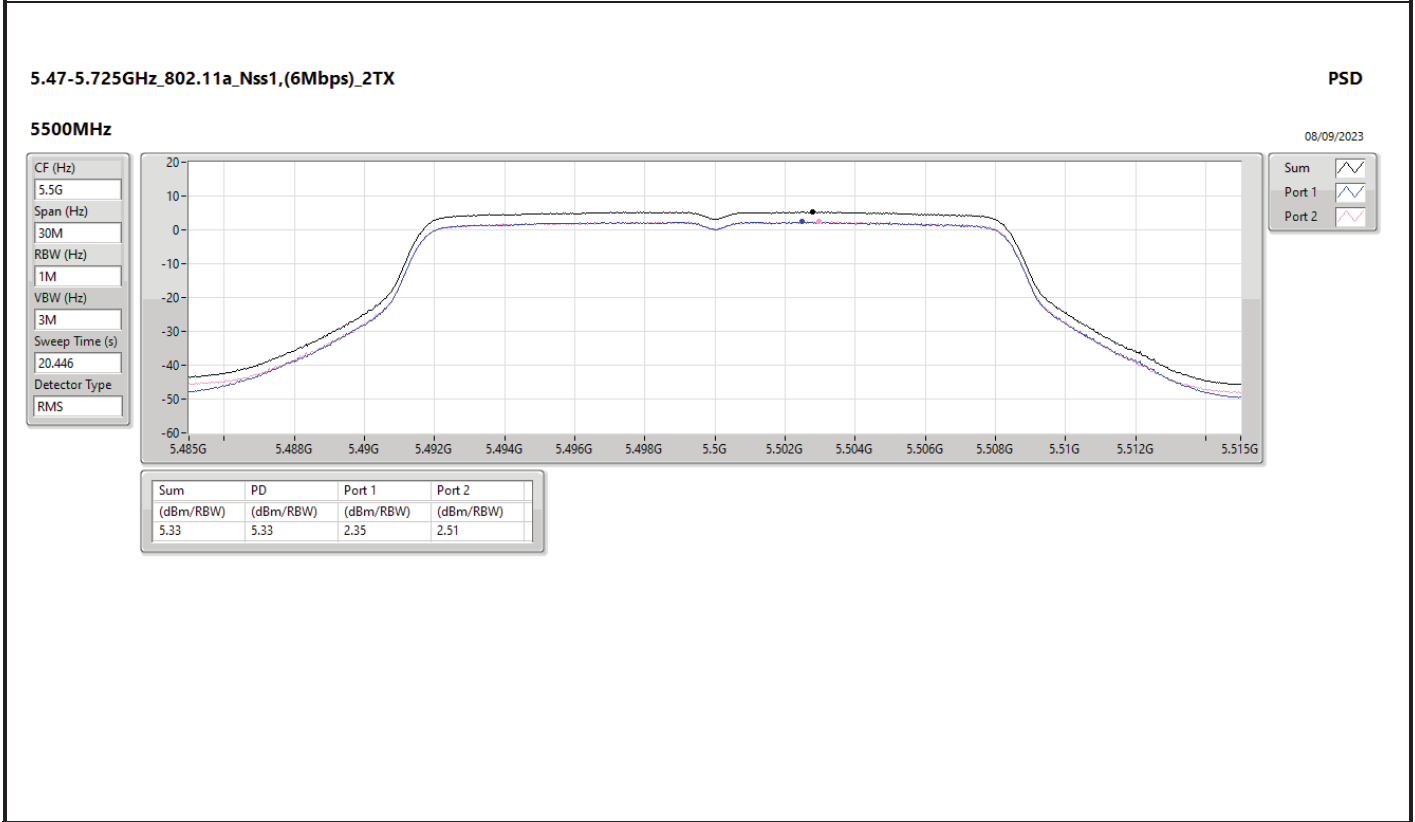
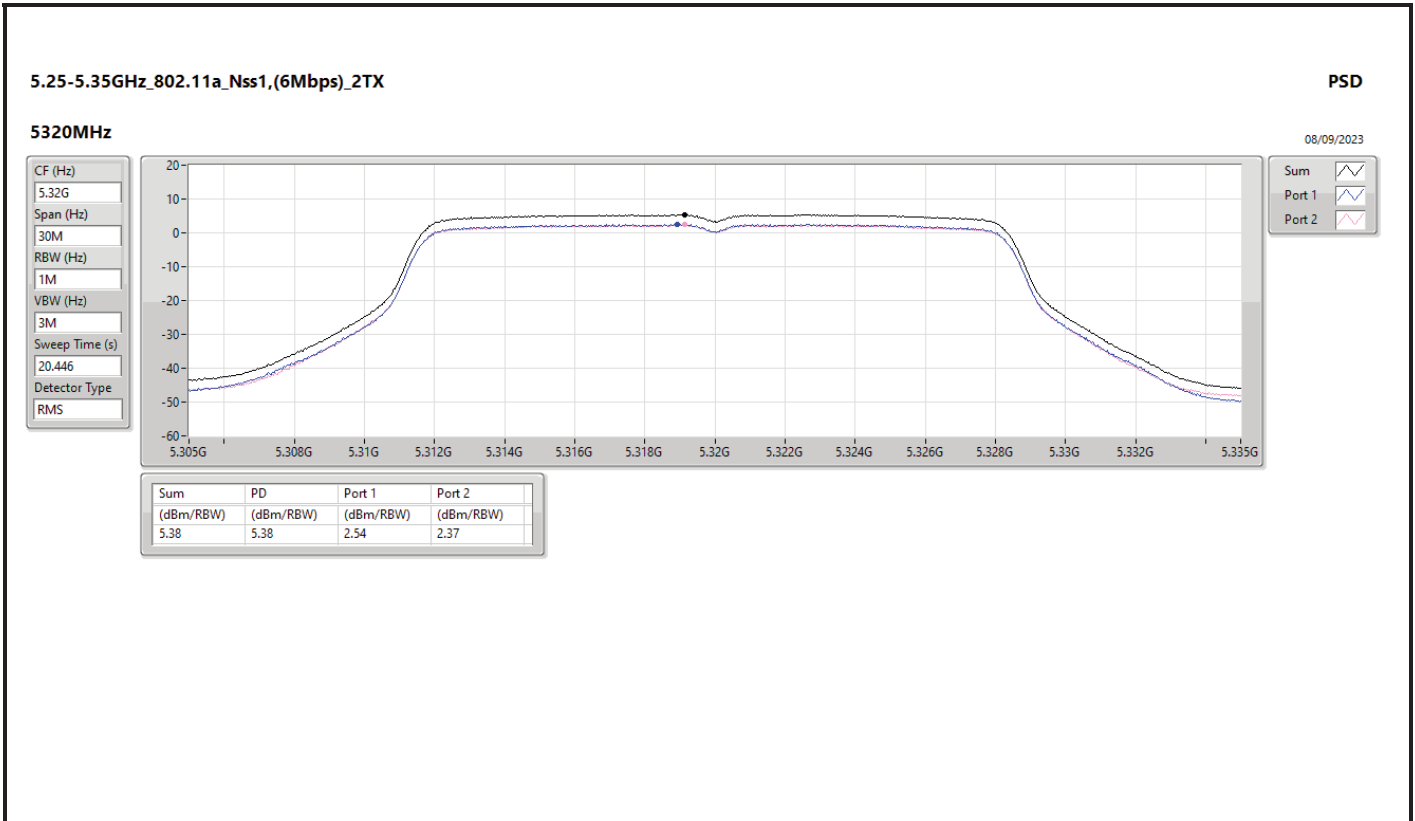


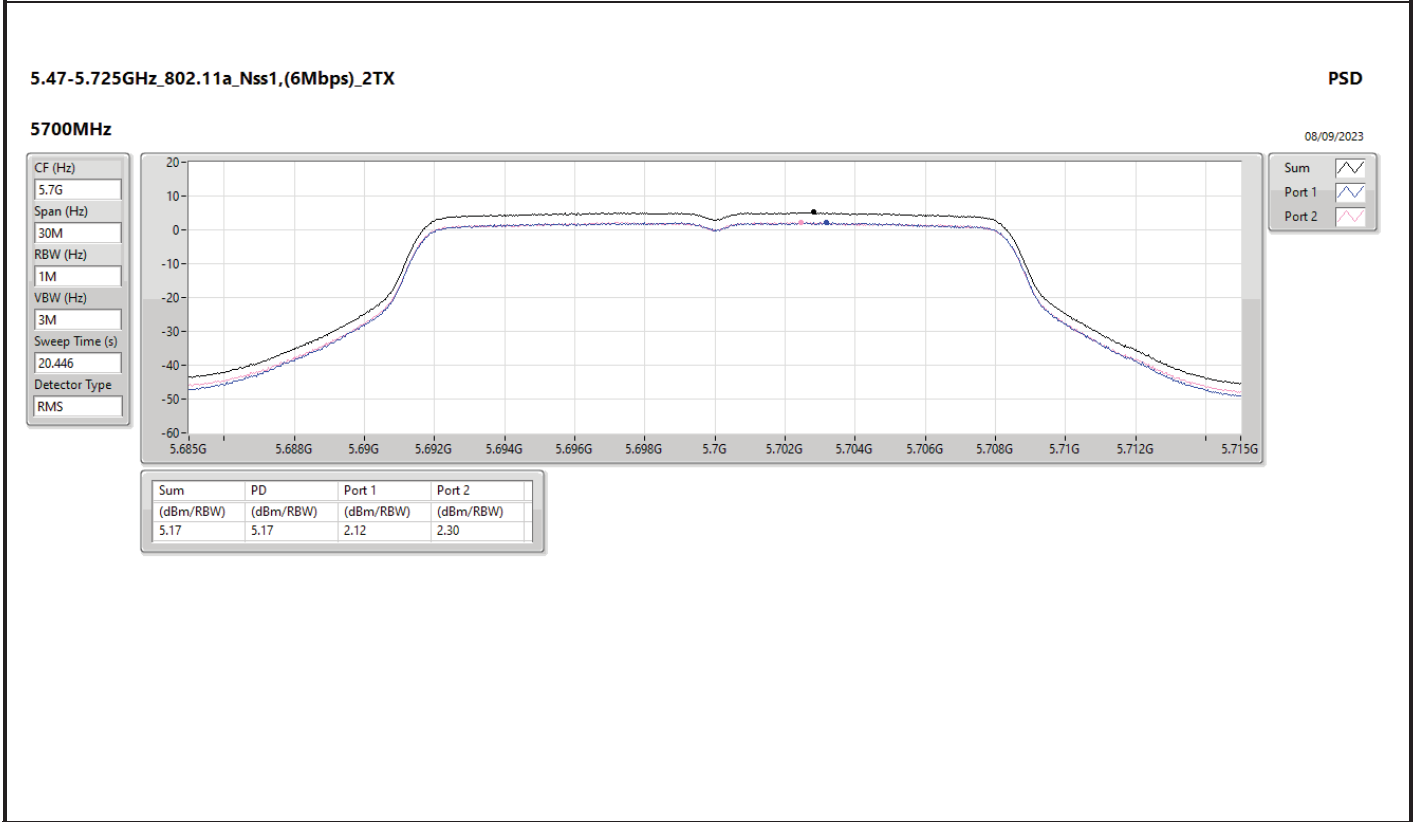
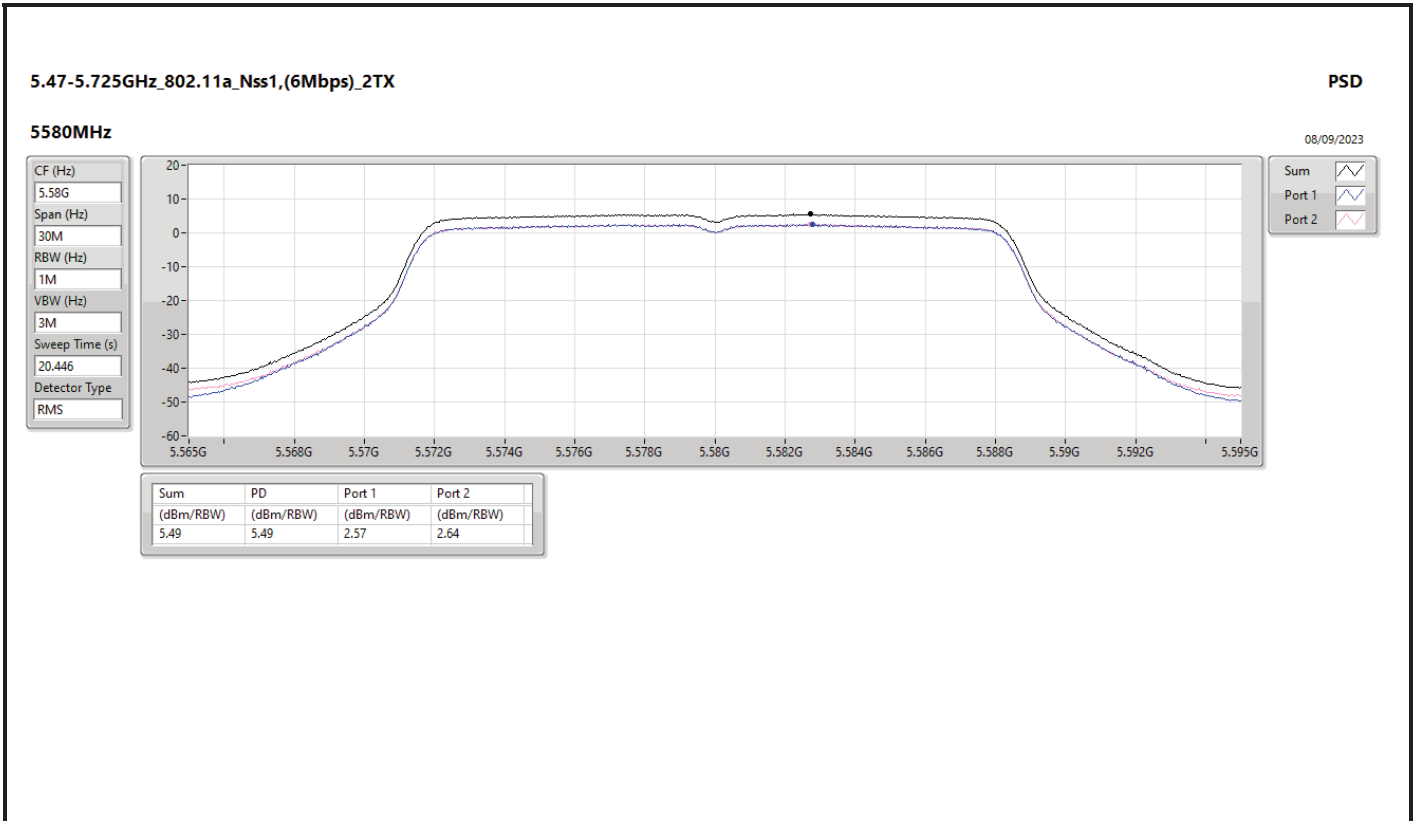
Result

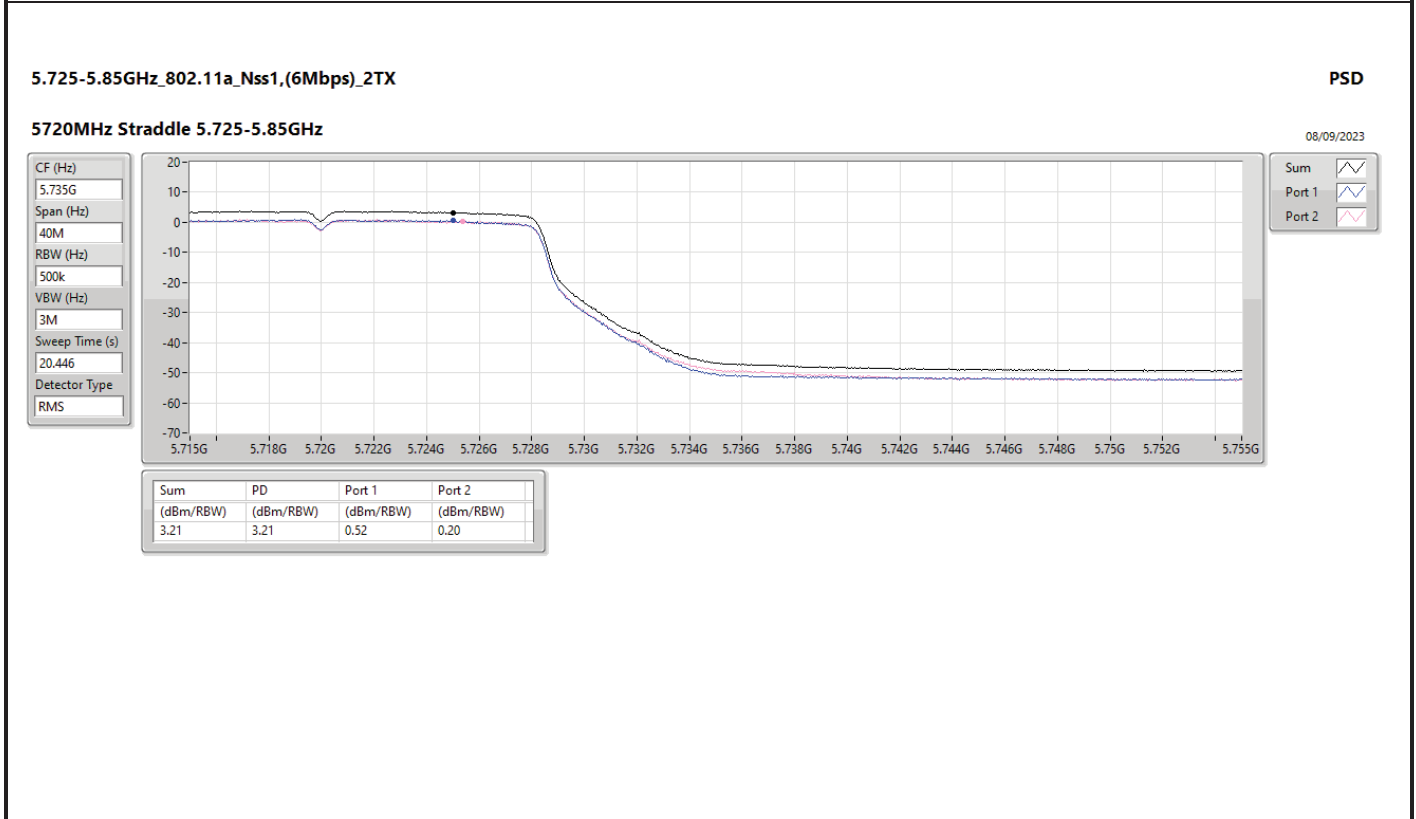
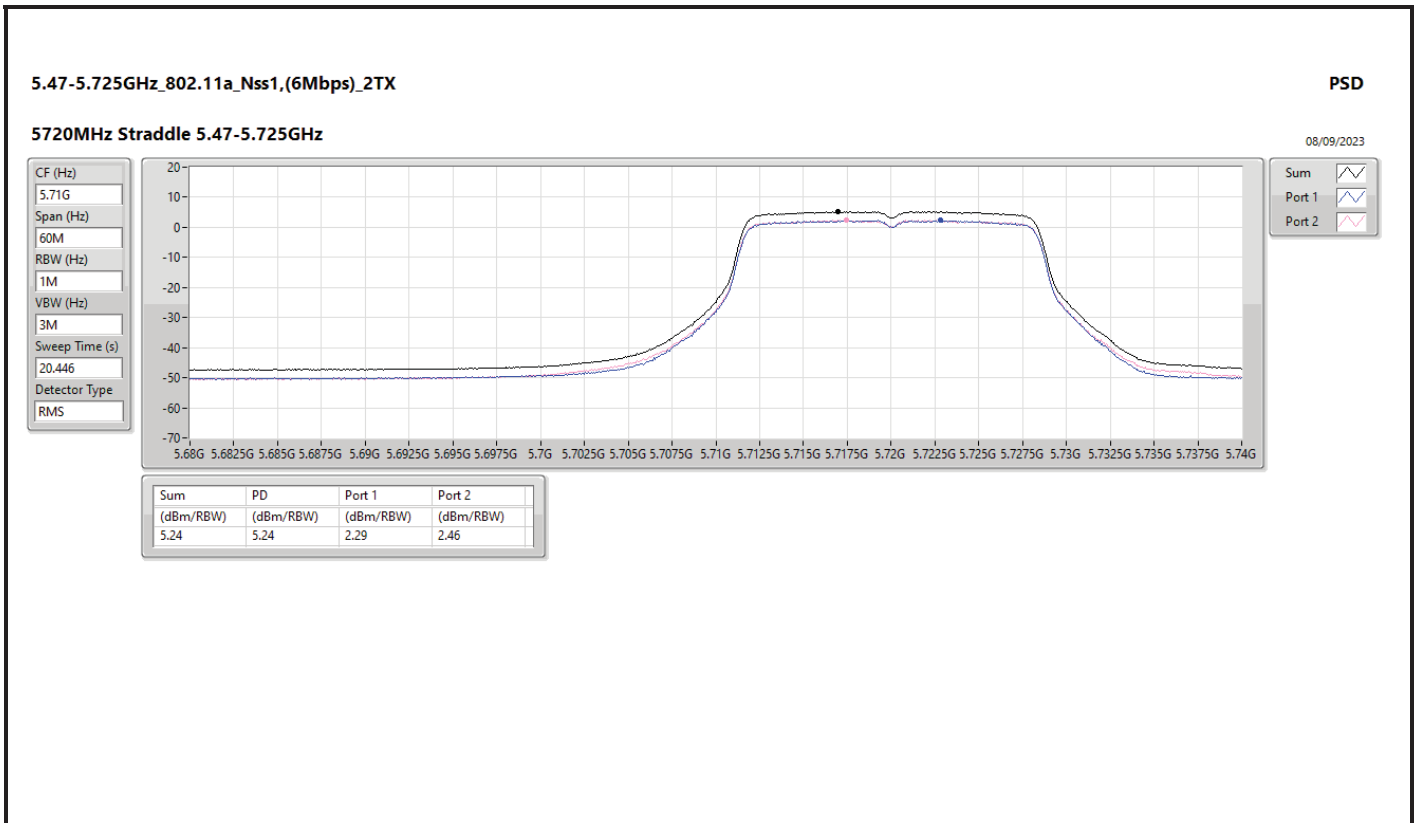
Mode	Result	DG (dBi)	Port 1 (dBm/RBW)	Port 2 (dBm/RBW)	PD (dBm/RBW)	PD Limit (dBm/RBW)	EIRP PD (dBm/RBW)	EIRP PD Limit (dBm/RBW)
802.11a_Nss1,(6Mbps)_2TX	-	-	-	-	-	-	-	-
5260MHz	Pass	11.41	2.52	2.47	5.34	5.59	16.75	17.00
5300MHz	Pass	11.41	2.50	2.48	5.40	5.59	16.81	17.00
5320MHz	Pass	11.41	2.54	2.37	5.38	5.59	16.79	17.00
5500MHz	Pass	11.41	2.35	2.51	5.33	5.59	16.74	17.00
5580MHz	Pass	11.41	2.57	2.64	5.49	5.59	16.90	17.00
5700MHz	Pass	11.41	2.12	2.30	5.17	5.59	16.58	17.00
5720MHz Straddle 5.47-5.725GHz	Pass	11.41	2.29	2.46	5.24	5.59	16.65	17.00
5720MHz Straddle 5.725-5.85GHz	Pass	11.41	0.52	0.20	3.21	24.59	14.62	36.00
802.11ax HEW20_Nss1,(MCS0)_2TX	-	-	-	-	-	-	-	-
5260MHz	Pass	11.41	2.43	2.46	5.43	5.59	16.84	17.00
5300MHz	Pass	11.41	2.46	2.52	5.47	5.59	16.88	17.00
5320MHz	Pass	11.41	2.49	2.21	5.36	5.59	16.77	17.00
5500MHz	Pass	11.41	2.27	2.34	5.25	5.59	16.66	17.00
5580MHz	Pass	11.41	2.22	2.30	5.26	5.59	16.67	17.00
5700MHz	Pass	11.41	2.64	2.72	5.57	5.59	16.98	17.00
5720MHz Straddle 5.47-5.725GHz	Pass	11.41	2.32	2.29	5.24	5.59	16.65	17.00
5720MHz Straddle 5.725-5.85GHz	Pass	11.41	0.38	0.34	3.32	24.59	14.73	36.00
802.11ax HEW40_Nss1,(MCS0)_2TX	-	-	-	-	-	-	-	-
5270MHz	Pass	11.41	2.32	2.44	5.38	5.59	16.79	17.00
5310MHz	Pass	11.41	2.33	2.61	5.48	5.59	16.89	17.00
5510MHz	Pass	11.41	2.19	2.52	5.31	5.59	16.72	17.00
5550MHz	Pass	11.41	1.66	1.92	4.78	5.59	16.19	17.00
5670MHz	Pass	11.41	2.13	2.24	5.10	5.59	16.51	17.00
5710MHz Straddle 5.47-5.725GHz	Pass	11.41	2.39	2.38	5.29	5.59	16.70	17.00
5710MHz Straddle 5.725-5.85GHz	Pass	11.41	-0.73	-0.63	2.31	24.59	13.72	36.00
802.11ax HEW80_Nss1,(MCS0)_2TX	-	-	-	-	-	-	-	-
5290MHz	Pass	11.41	-1.17	-1.02	1.91	5.59	13.32	17.00
5530MHz	Pass	11.41	-1.30	-1.07	1.79	5.59	13.20	17.00
5610MHz	Pass	11.41	-0.90	-0.73	2.17	5.59	13.58	17.00
5690MHz Straddle 5.47-5.725GHz	Pass	11.41	-0.34	-0.22	2.66	5.59	14.07	17.00
5690MHz Straddle 5.725-5.85GHz	Pass	11.41	-4.01	-4.07	-1.08	24.59	10.33	36.00
802.11ax HEW160_Nss1,(MCS0)_2TX	-	-	-	-	-	-	-	-
5250MHz Straddle 5.15-5.25GHz	Pass	11.41	-4.95	-4.66	-1.81	11.59	9.60	23.00
5250MHz Straddle 5.25-5.35GHz	Pass	11.41	-5.01	-4.78	-1.88	5.59	9.53	17.00
5570MHz	Pass	11.41	-3.93	-3.65	-0.82	5.59	10.59	17.00

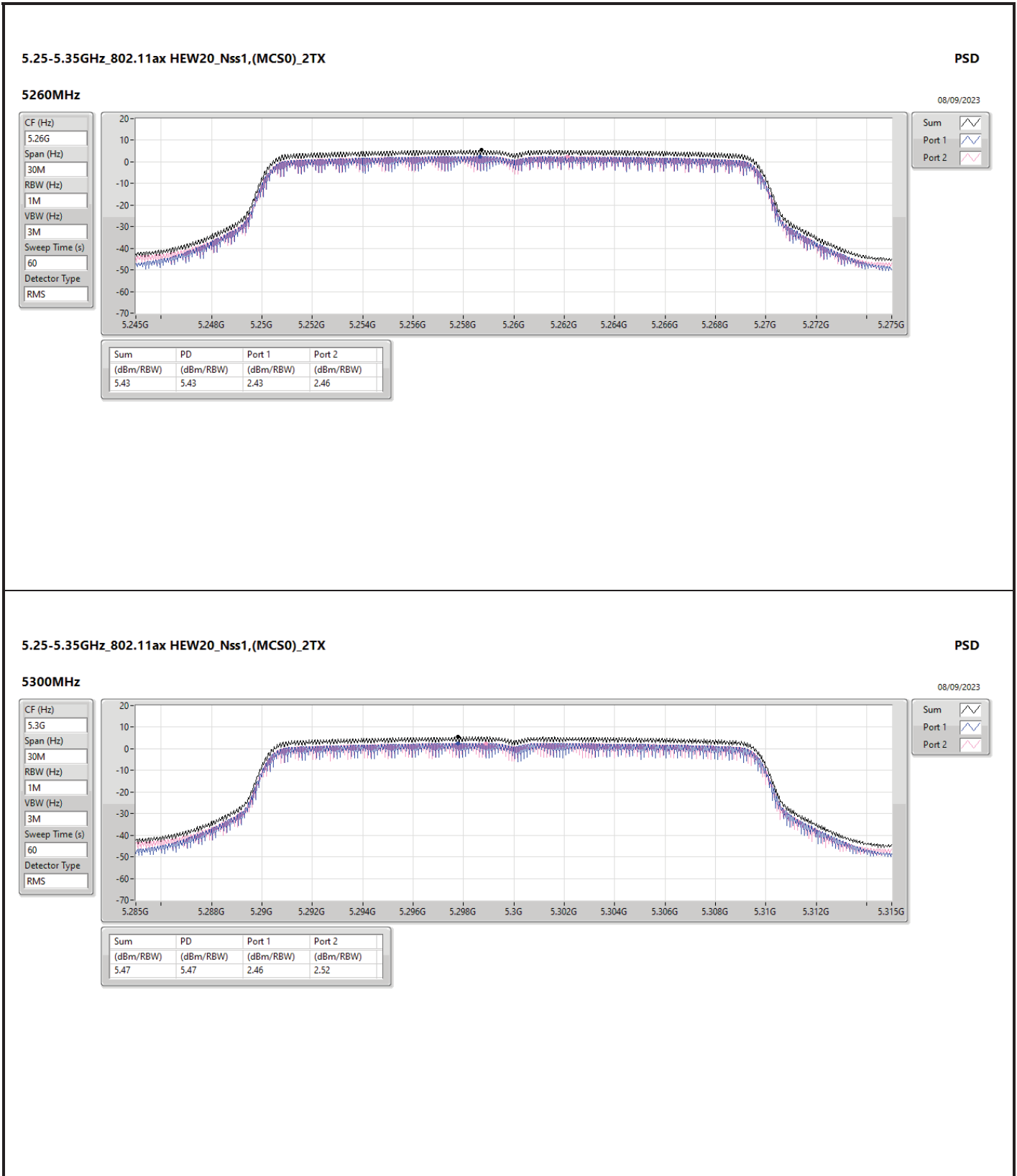
DG = Directional Gain; RBW = 500kHz for 5.725-5.85GHz band / 1MHz for other band;
 PD = trace bin-by-bin of each transmits port summing can be performed maximum power density; Port X = Port X Power Density;

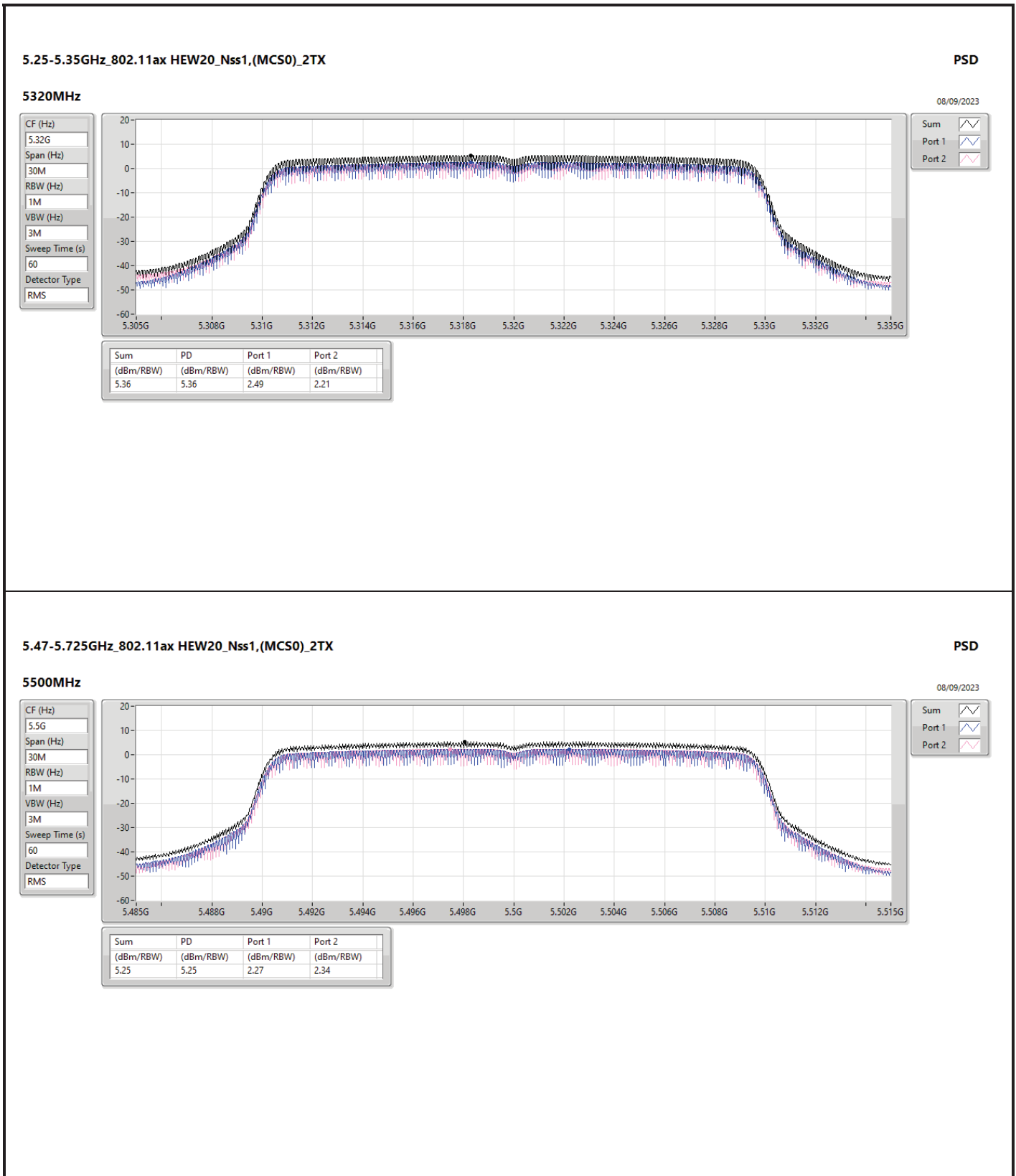


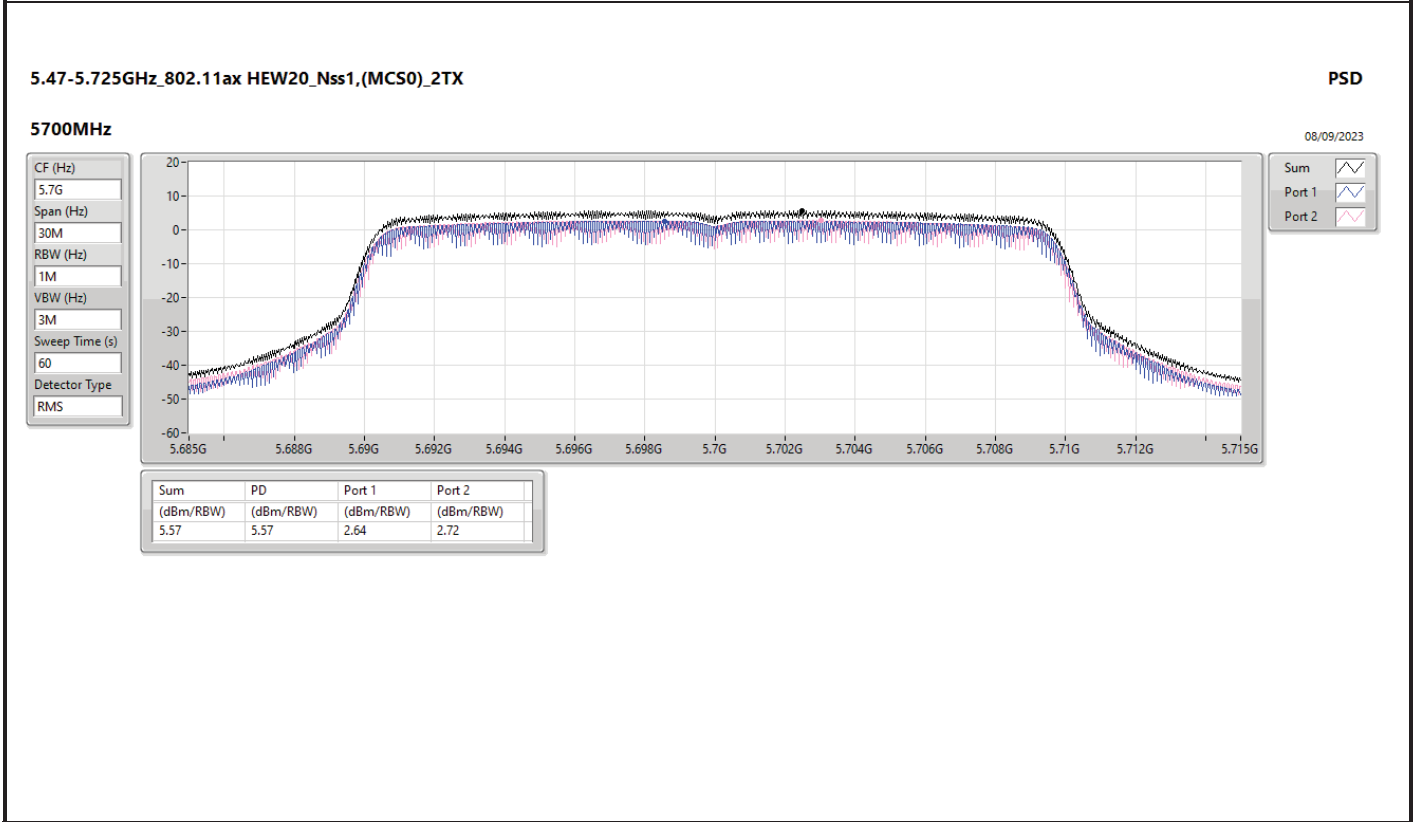
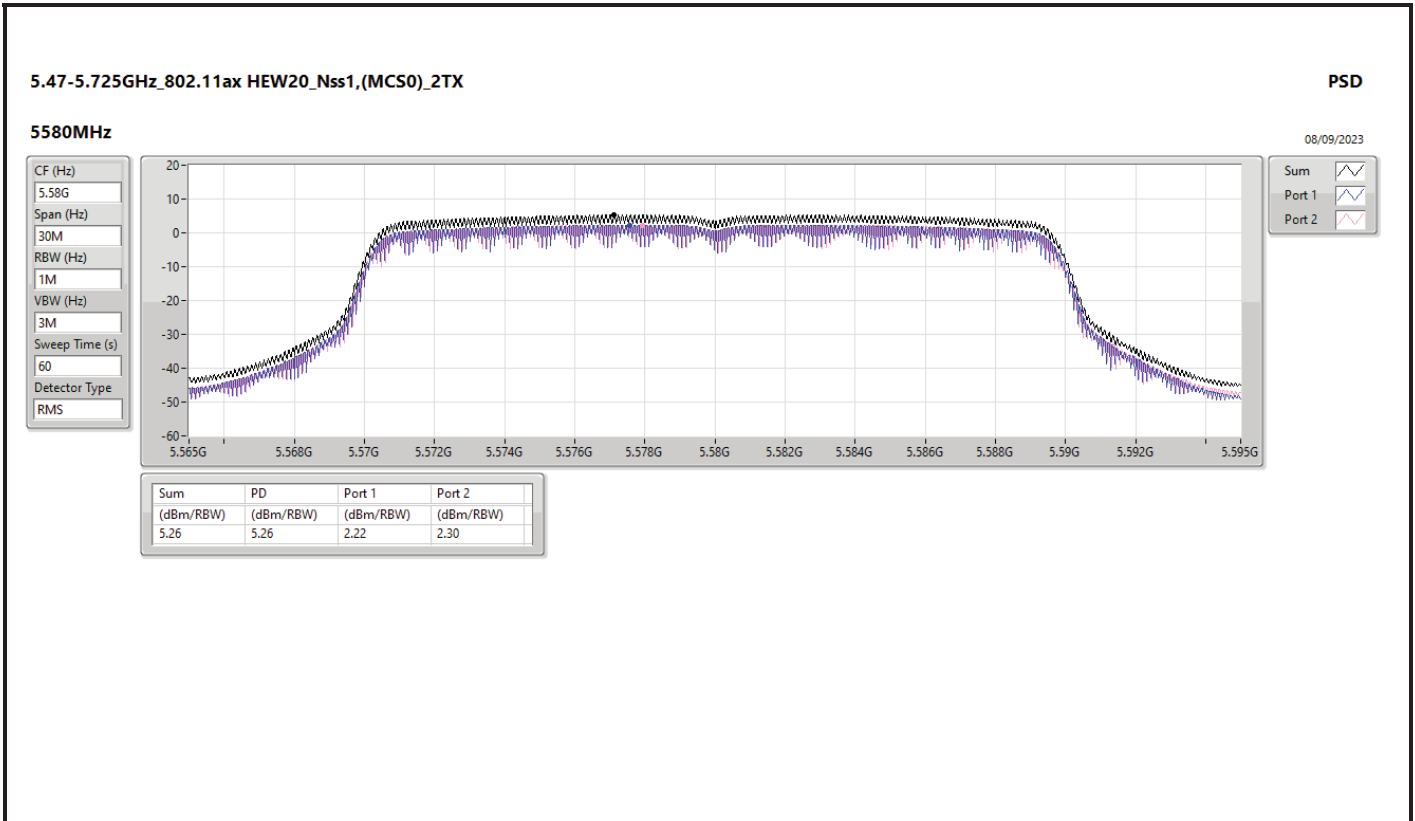


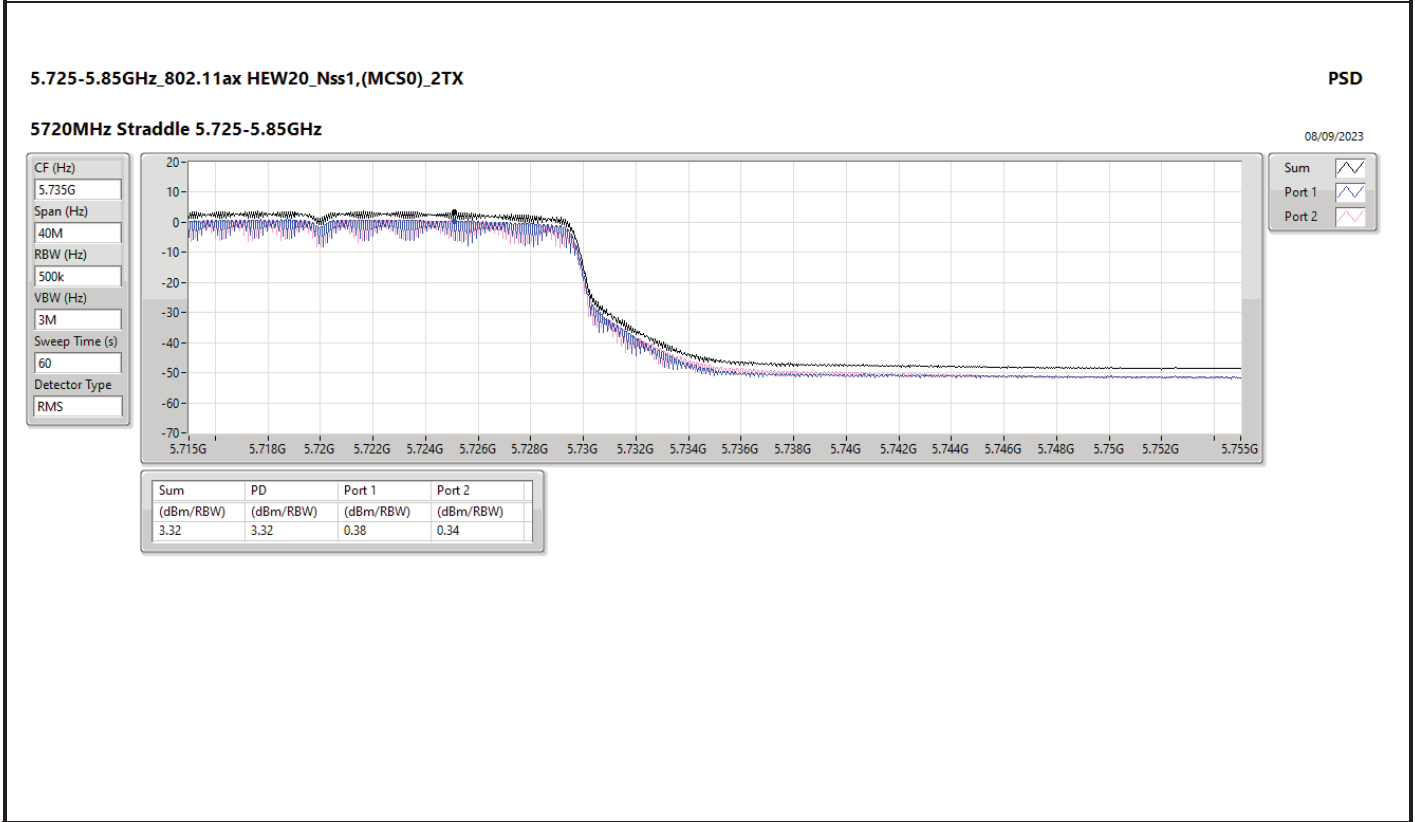
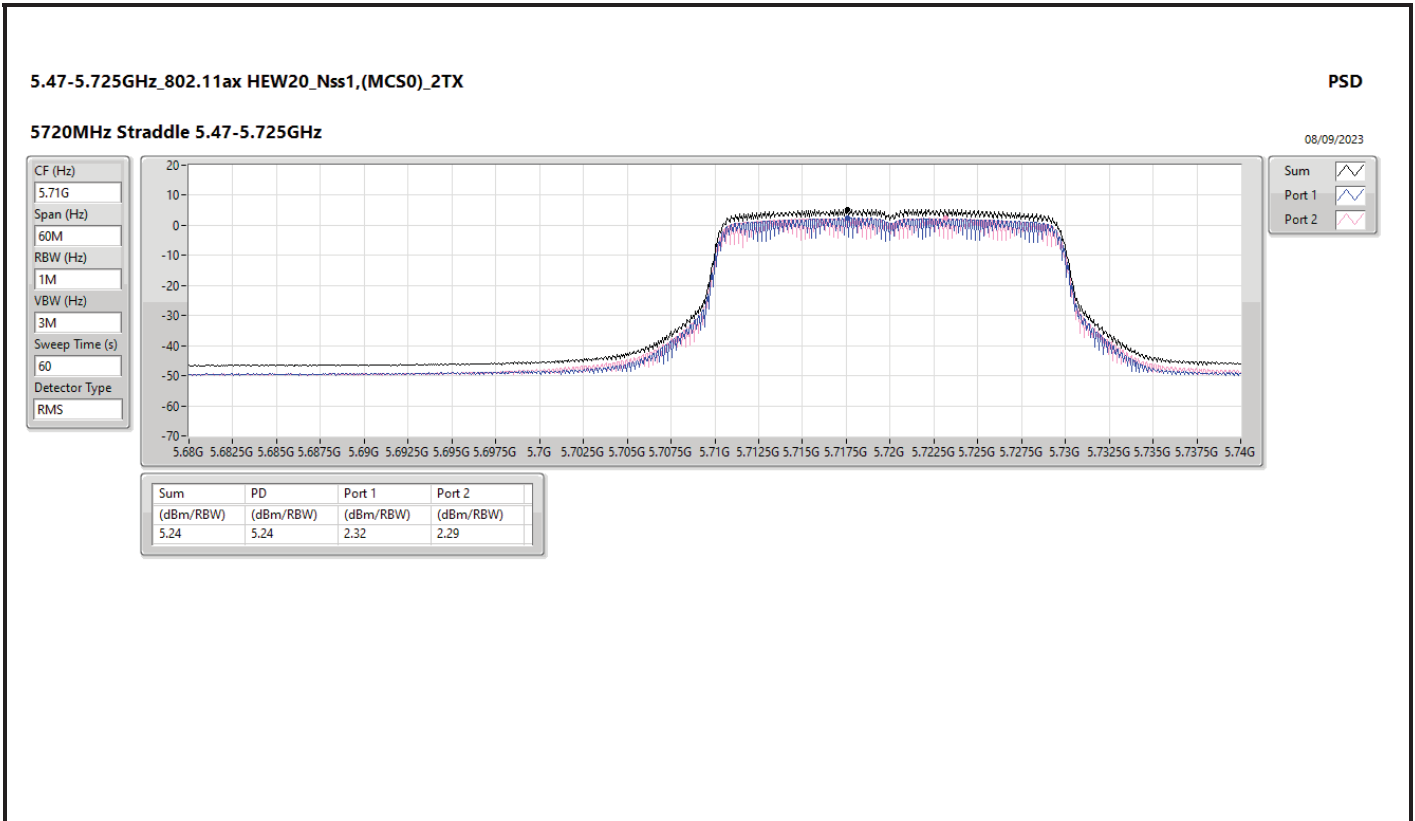


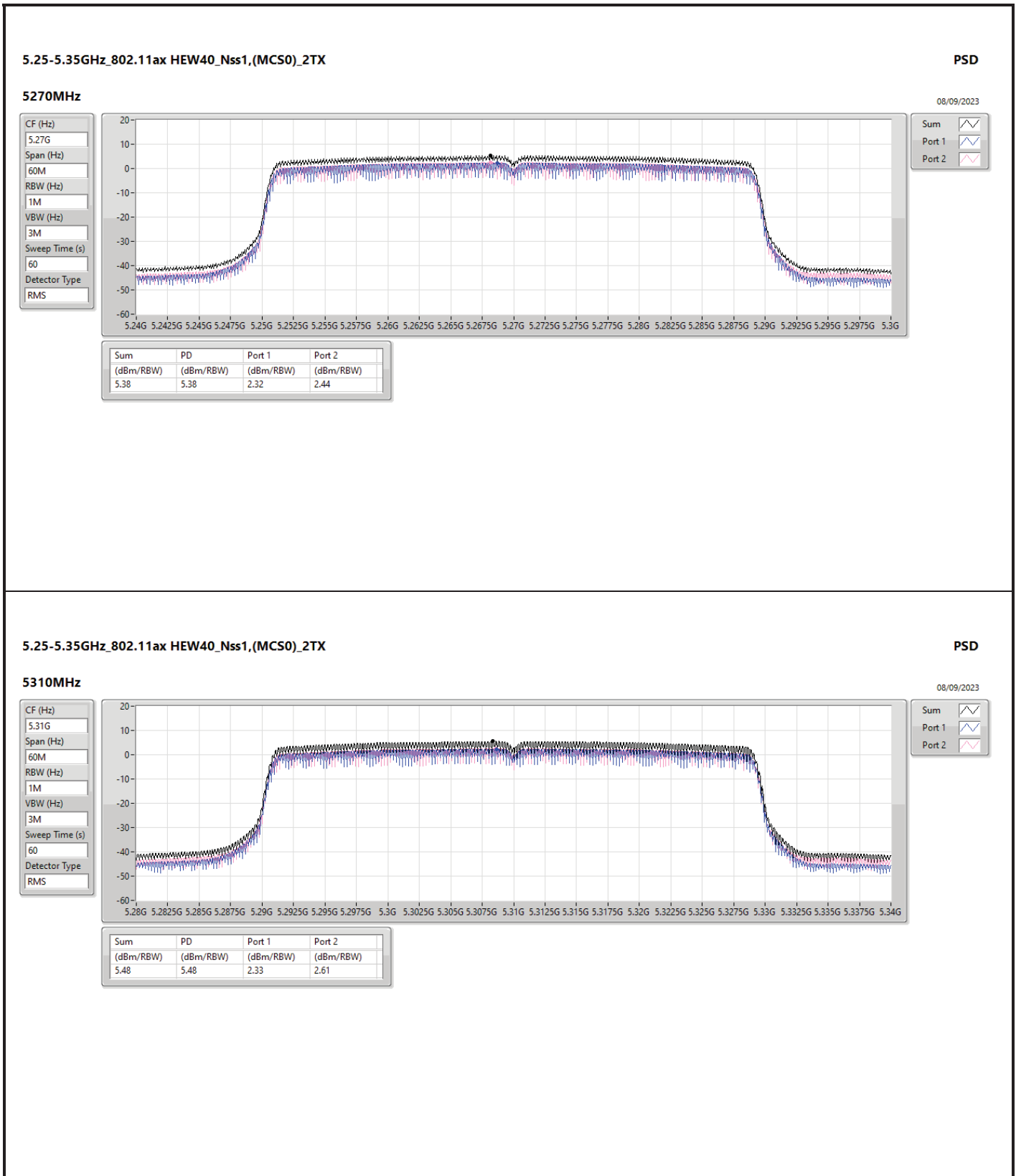


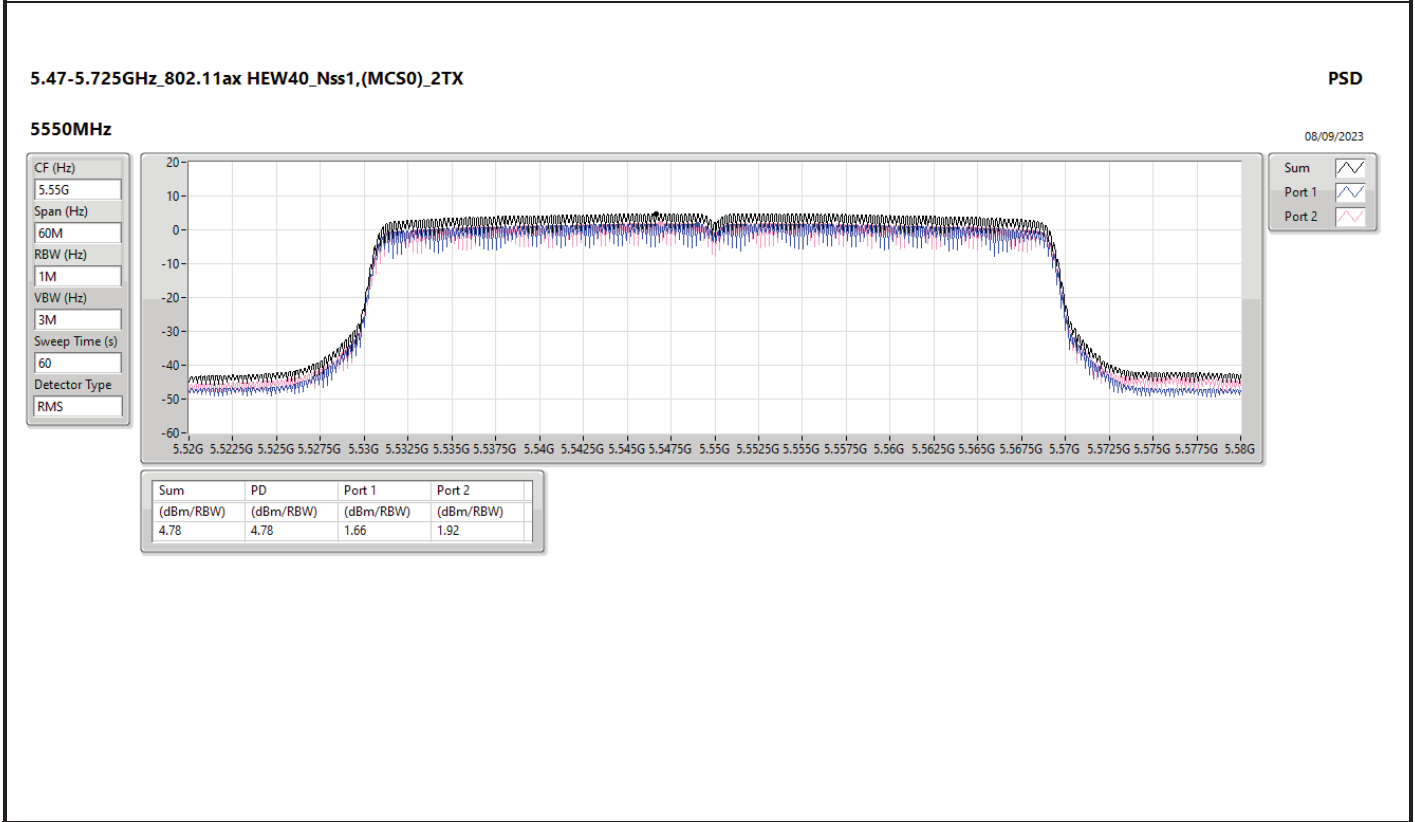
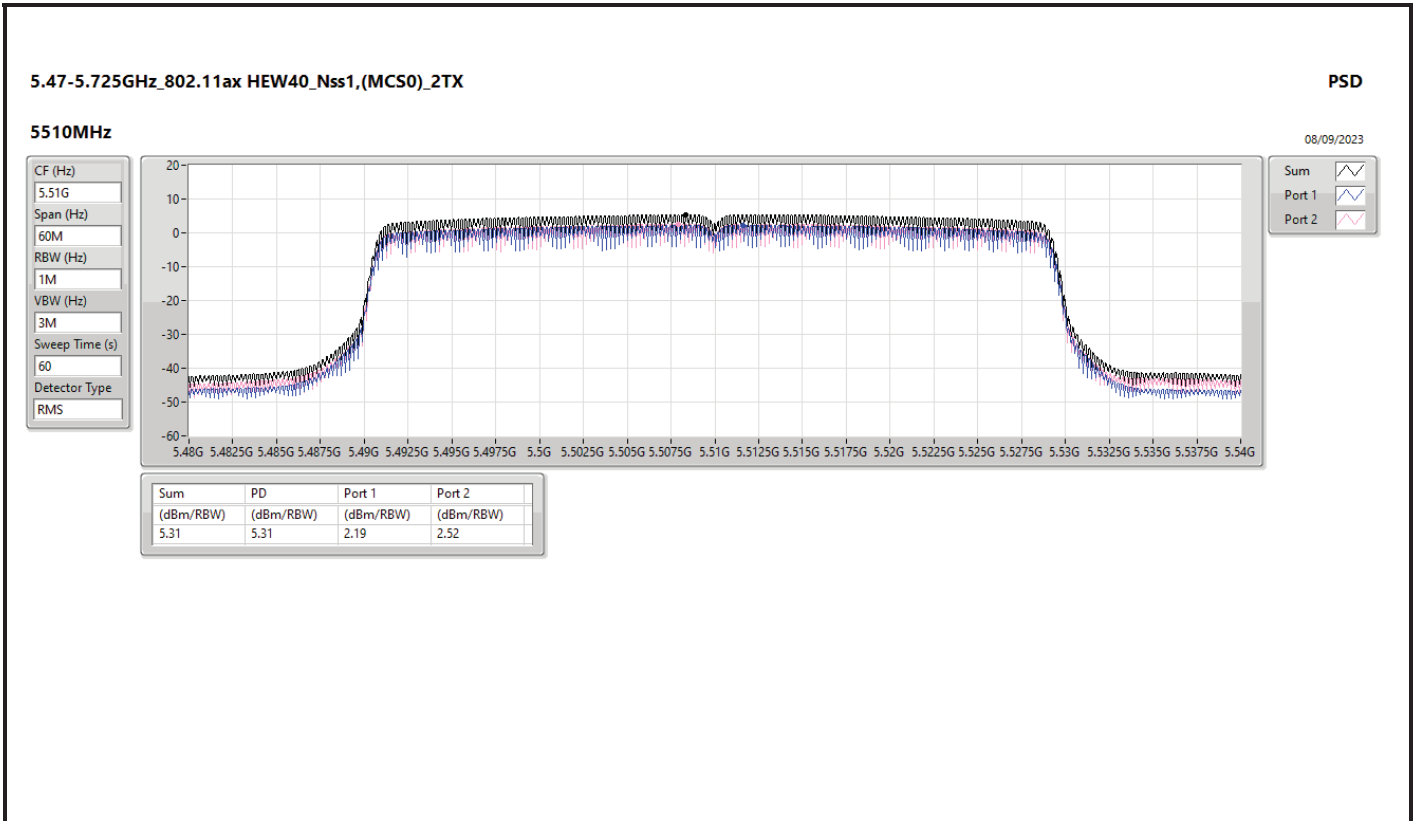


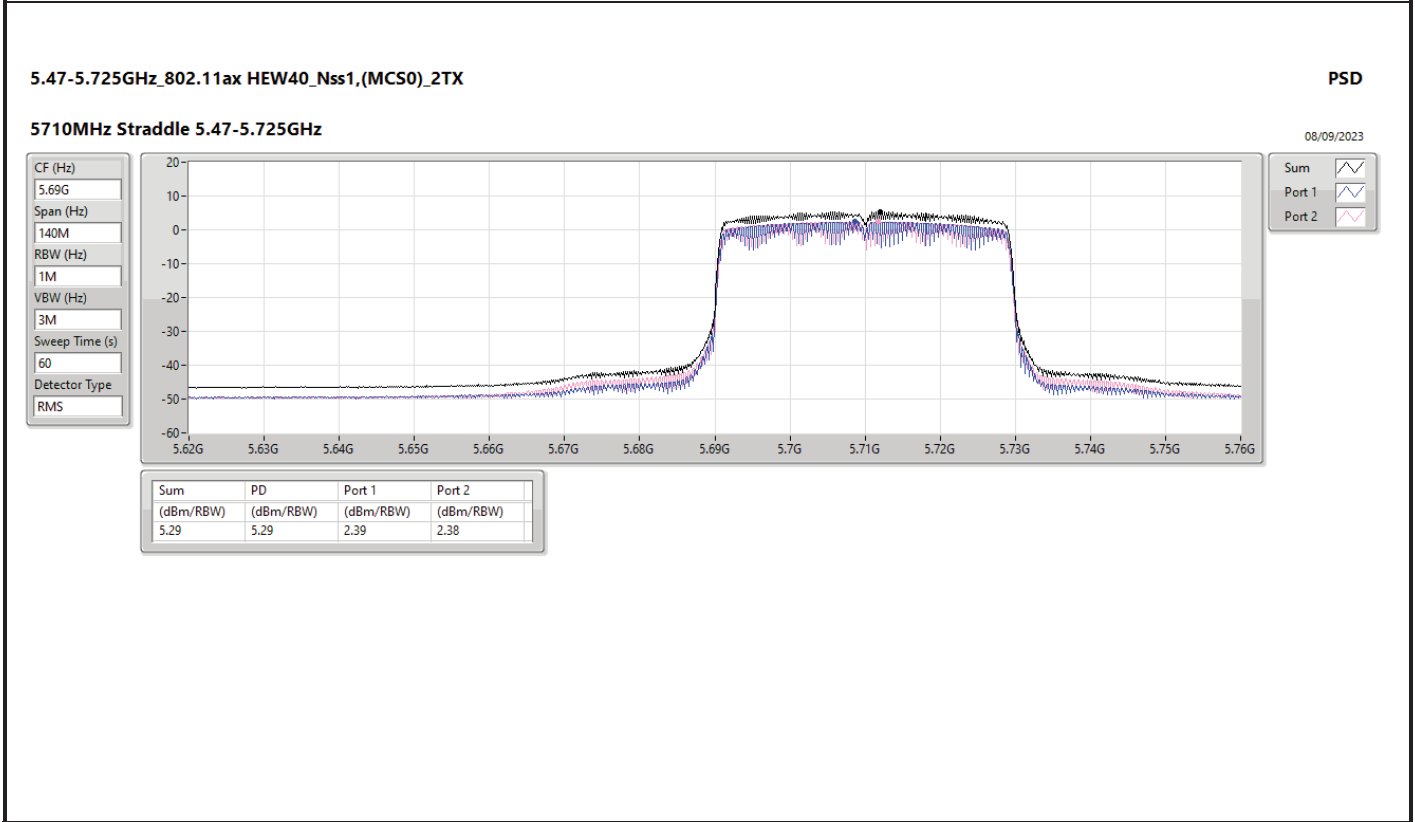
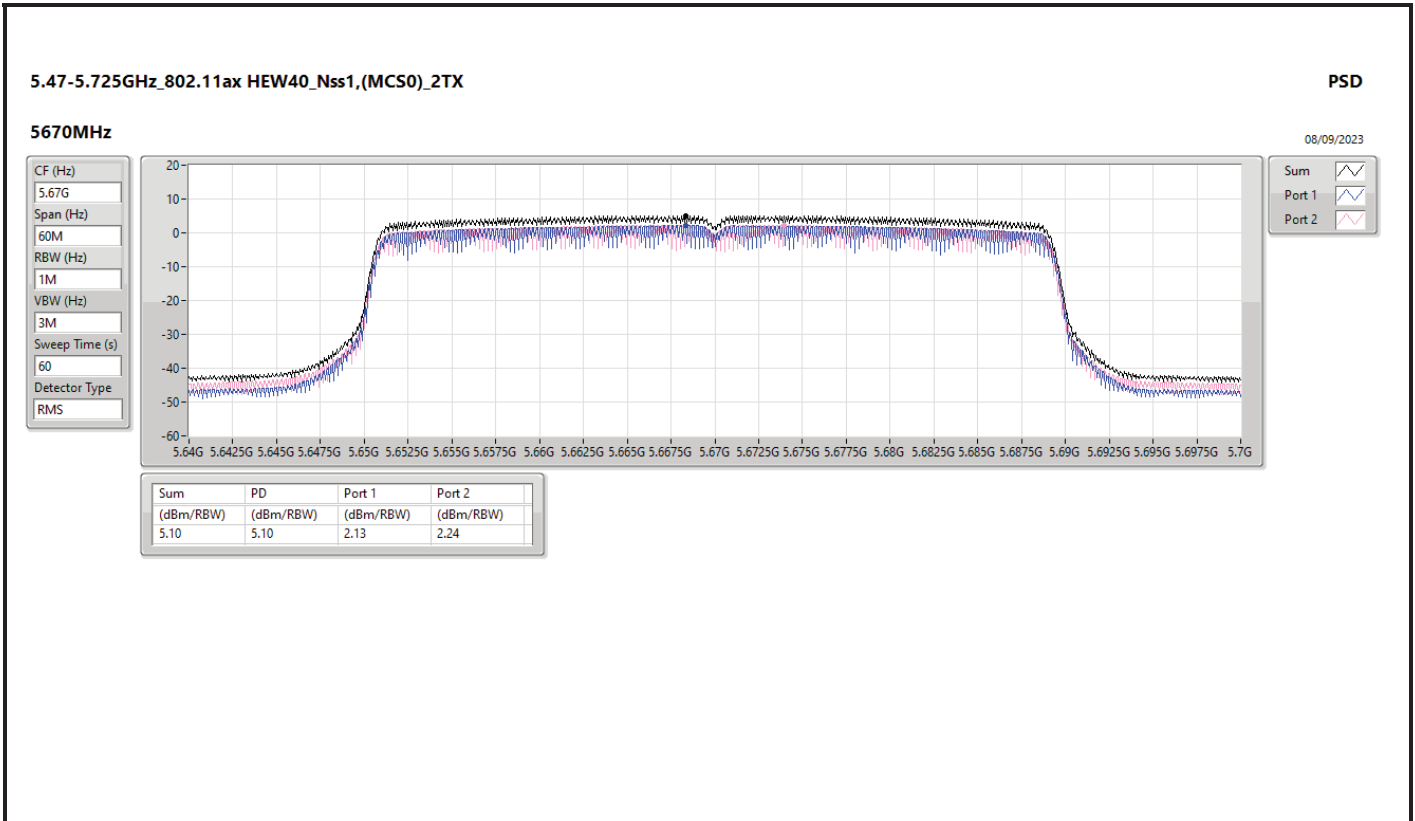


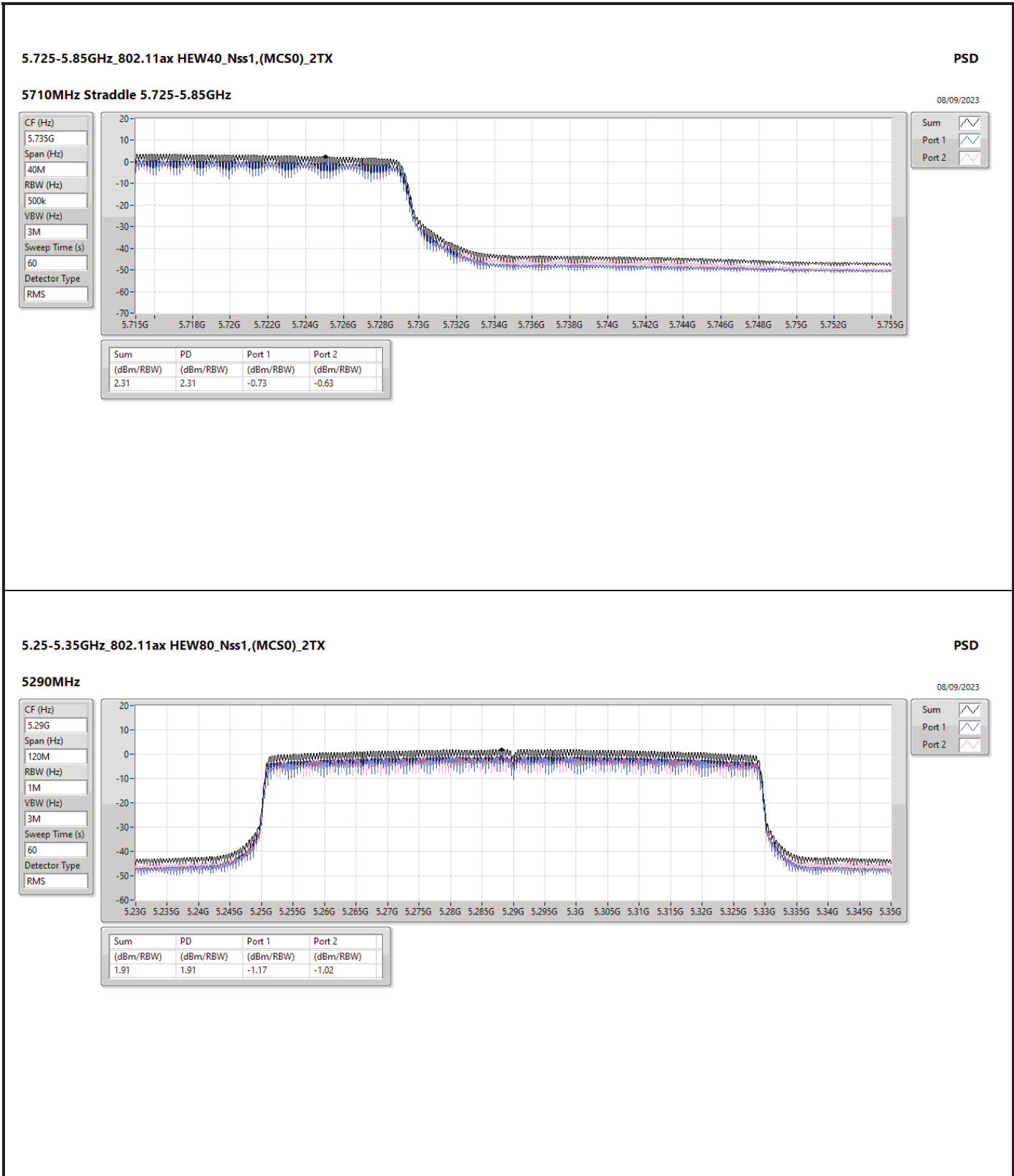


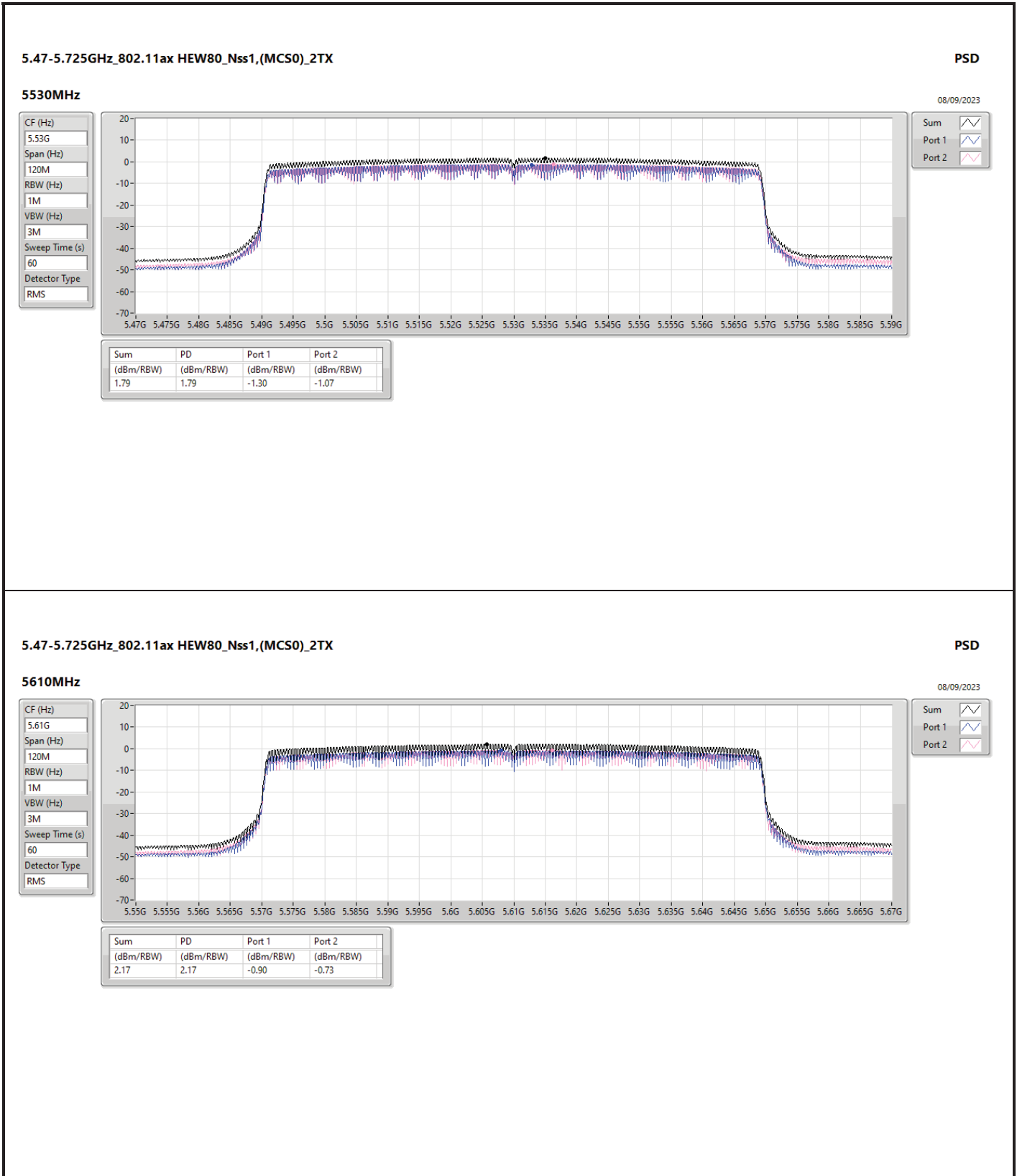


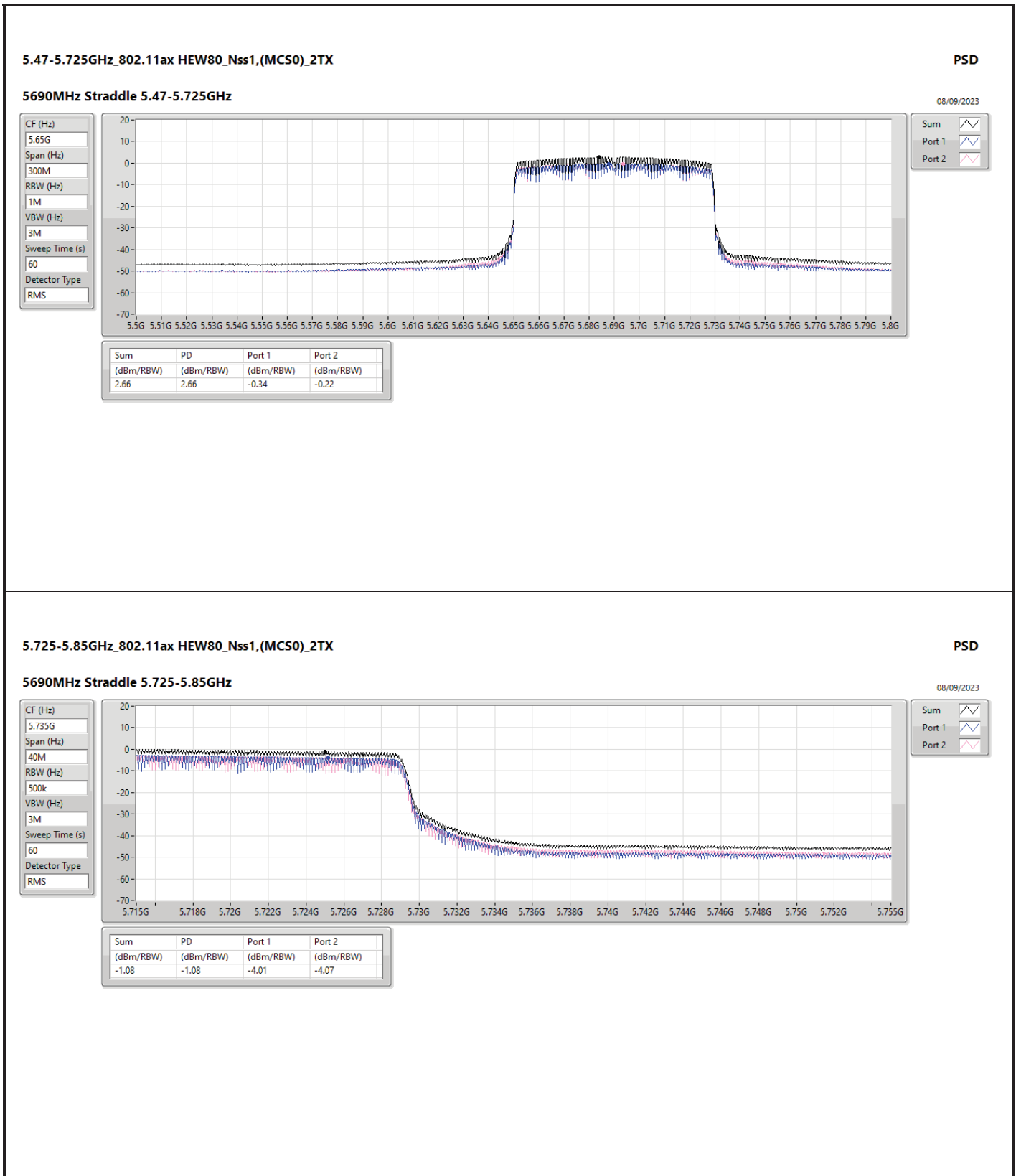


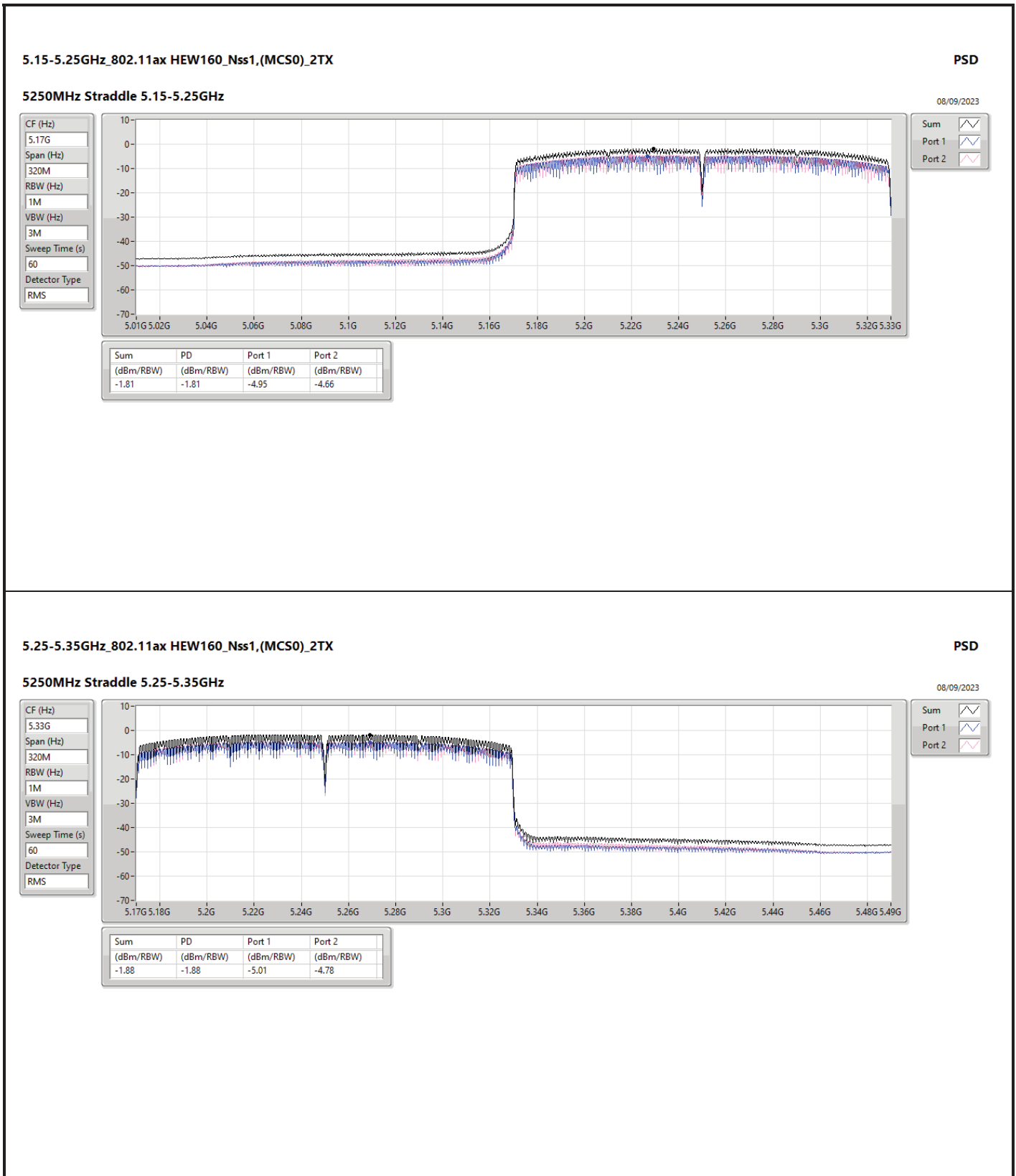


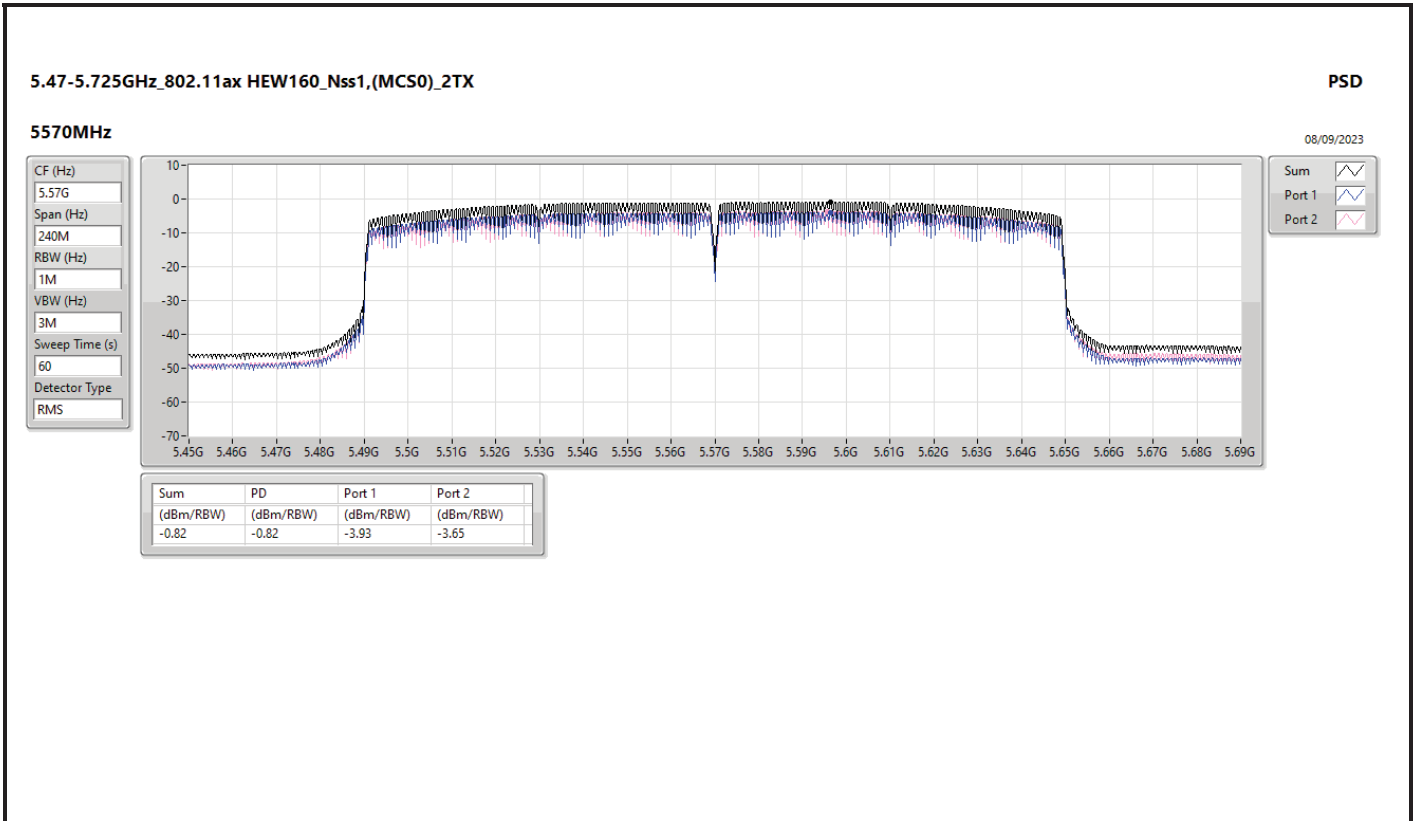














Summary

Mode	PD (dBm/RBW)	EIRP PD (dBm/RBW)
5.25-5.35GHz	-	-
802.11a_Nss1,(6Mbps)_2TX	5.57	16.88
802.11ax HEW20_Nss1,(MCS0)_2TX	5.66	16.97
802.11ax HEW40_Nss1,(MCS0)_2TX	5.03	16.34
802.11ax HEW80_Nss1,(MCS0)_2TX	1.82	13.13
5.47-5.725GHz	-	-
802.11a_Nss1,(6Mbps)_2TX	5.36	16.77
802.11ax HEW20_Nss1,(MCS0)_2TX	5.52	16.93
802.11ax HEW40_Nss1,(MCS0)_2TX	5.21	16.62
802.11ax HEW80_Nss1,(MCS0)_2TX	2.87	14.28
802.11ax HEW160_Nss1,(MCS0)_2TX	-0.72	10.69
5.725-5.85GHz	-	-
802.11a_Nss1,(6Mbps)_2TX	2.94	14.35
802.11ax HEW20_Nss1,(MCS0)_2TX	3.32	14.73
802.11ax HEW40_Nss1,(MCS0)_2TX	1.63	13.04
802.11ax HEW80_Nss1,(MCS0)_2TX	-1.74	9.67

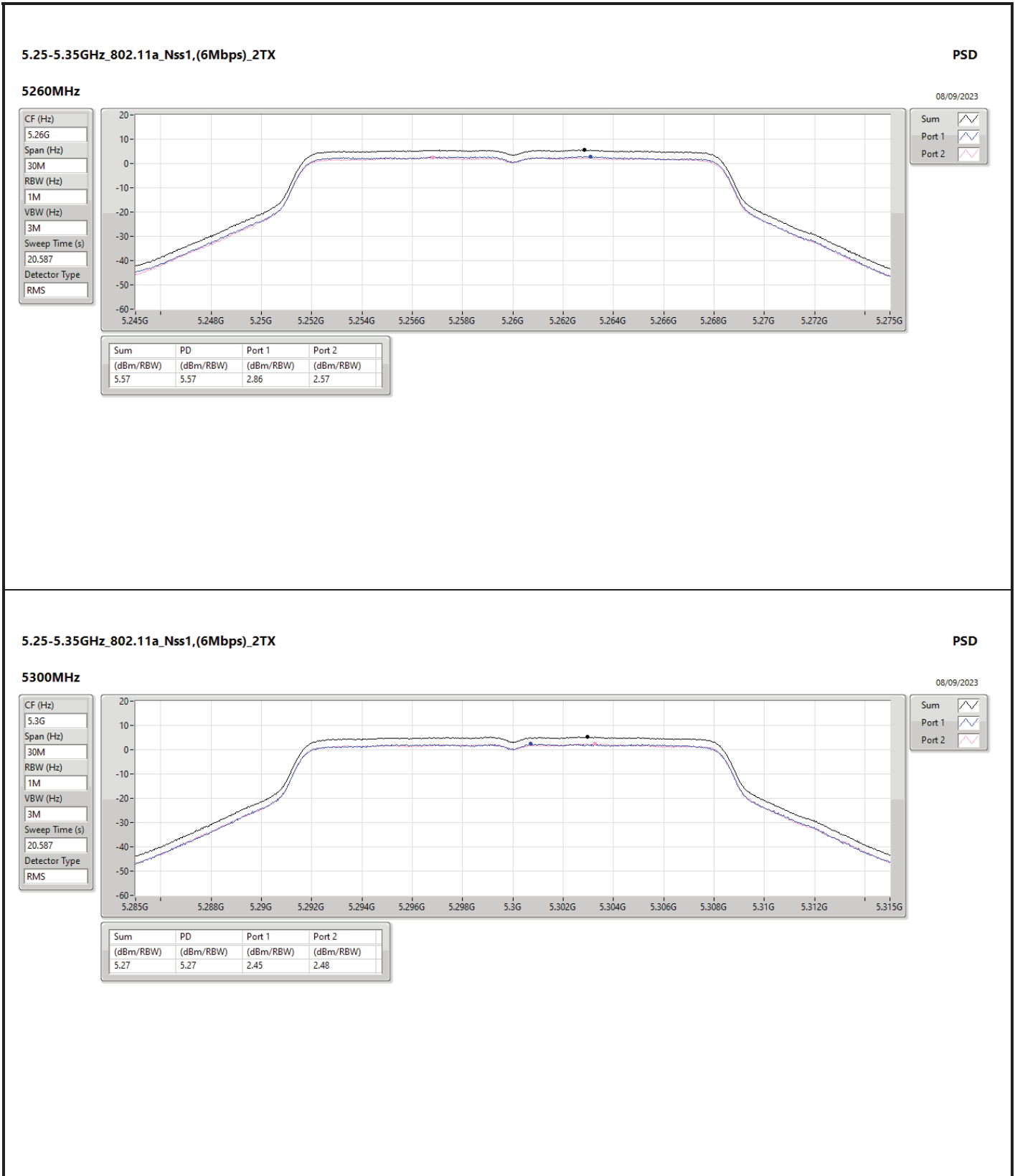
RBW = 500kHz for 5.725-5.85GHz band / 1MHz for other band;

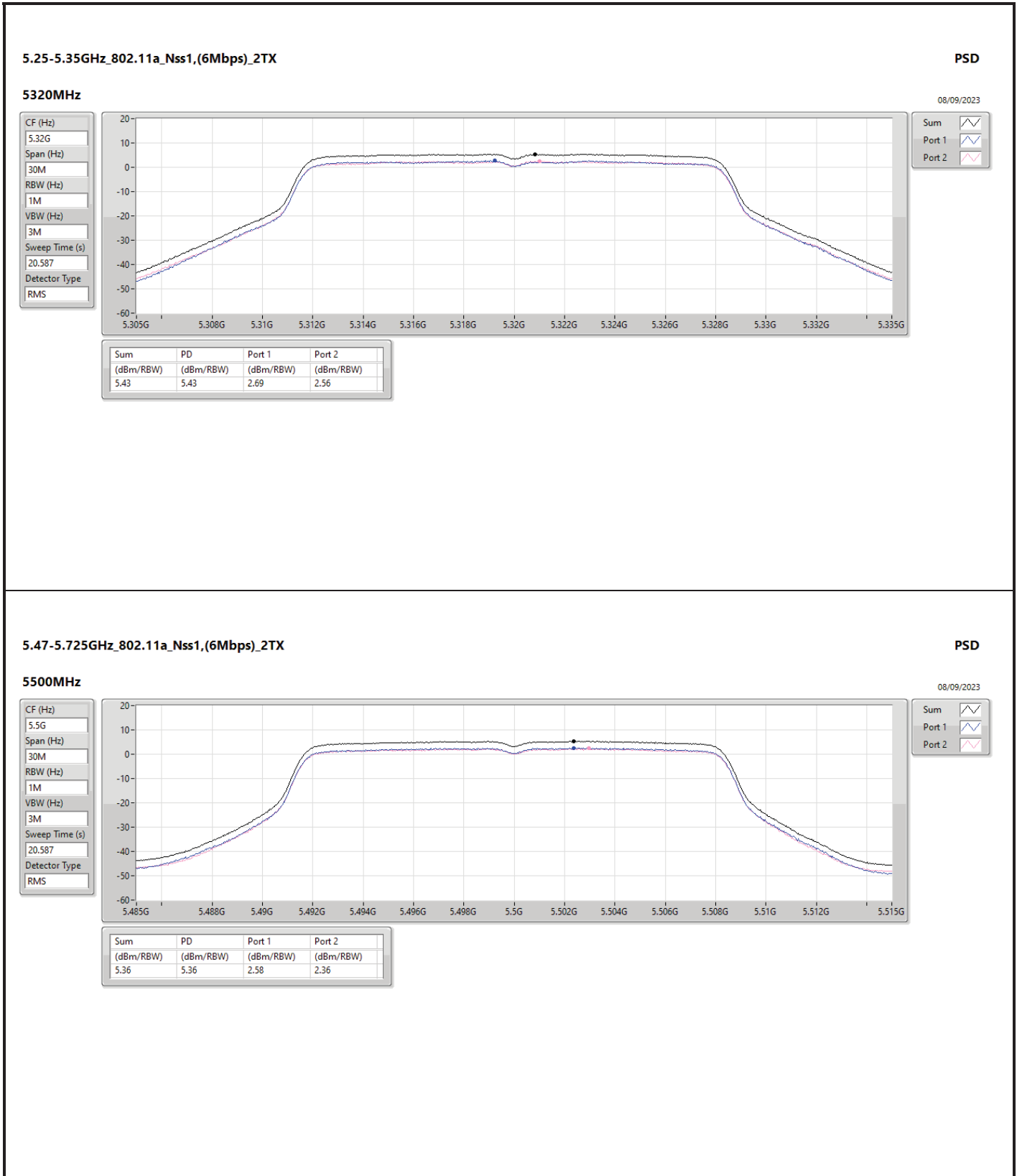


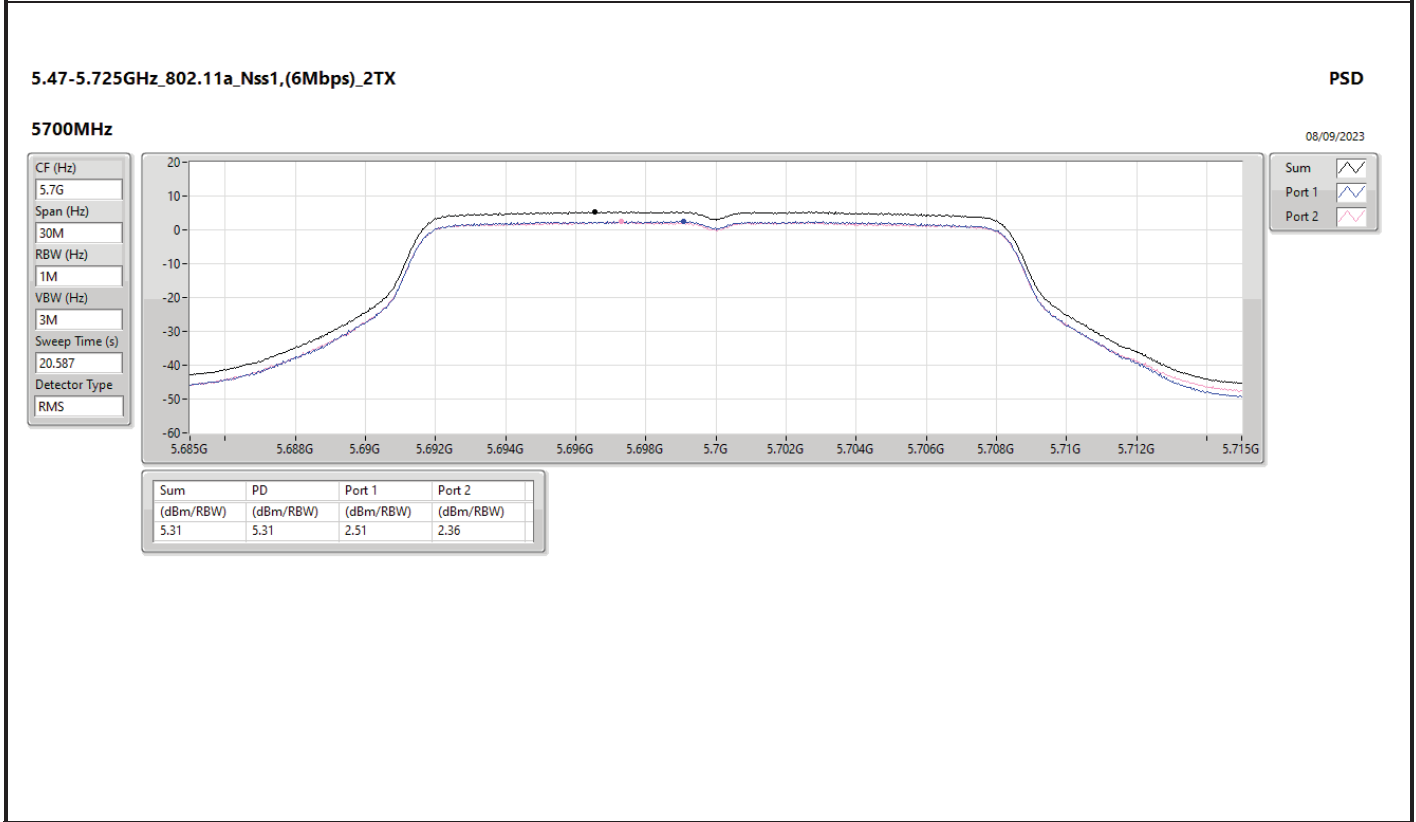
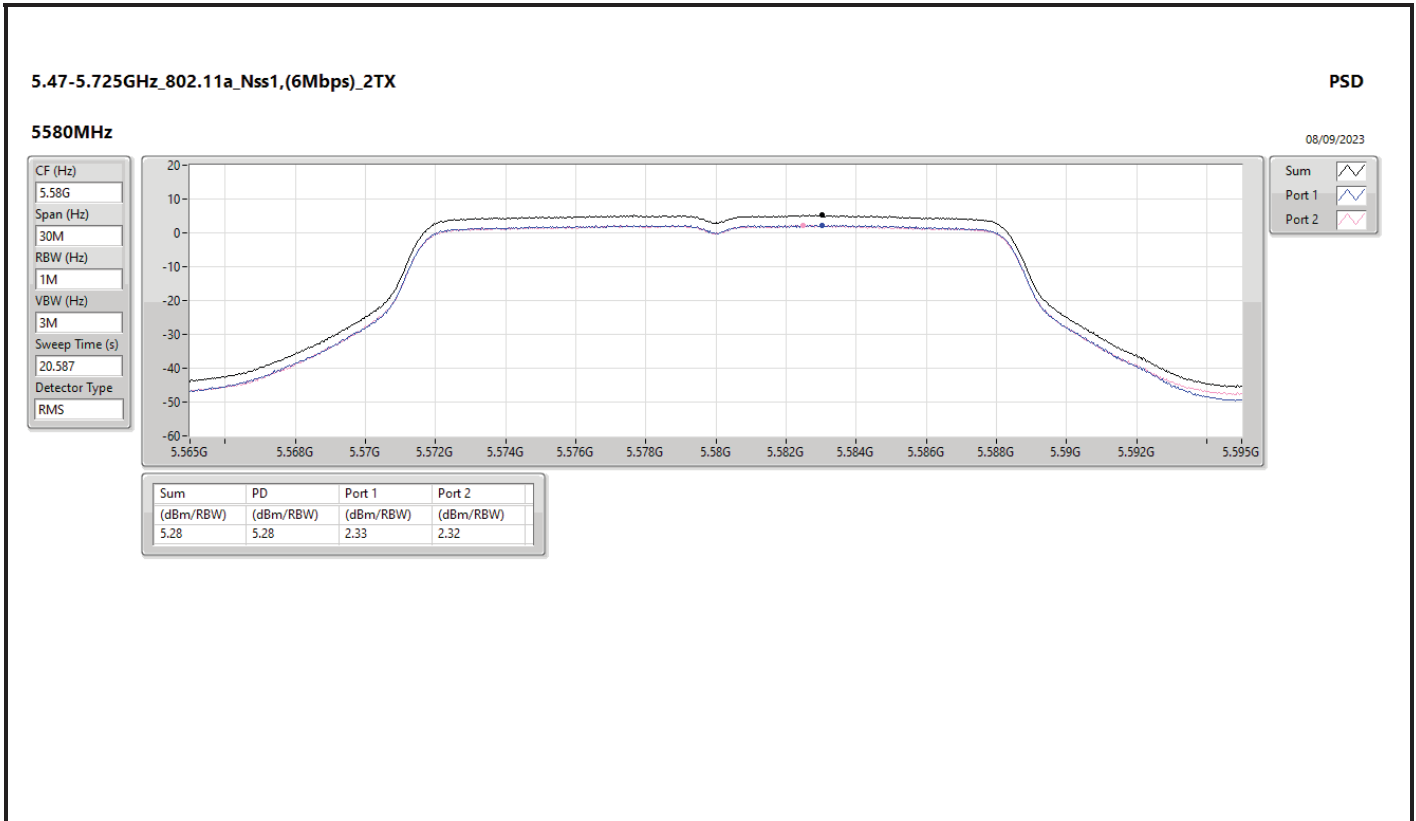
Result

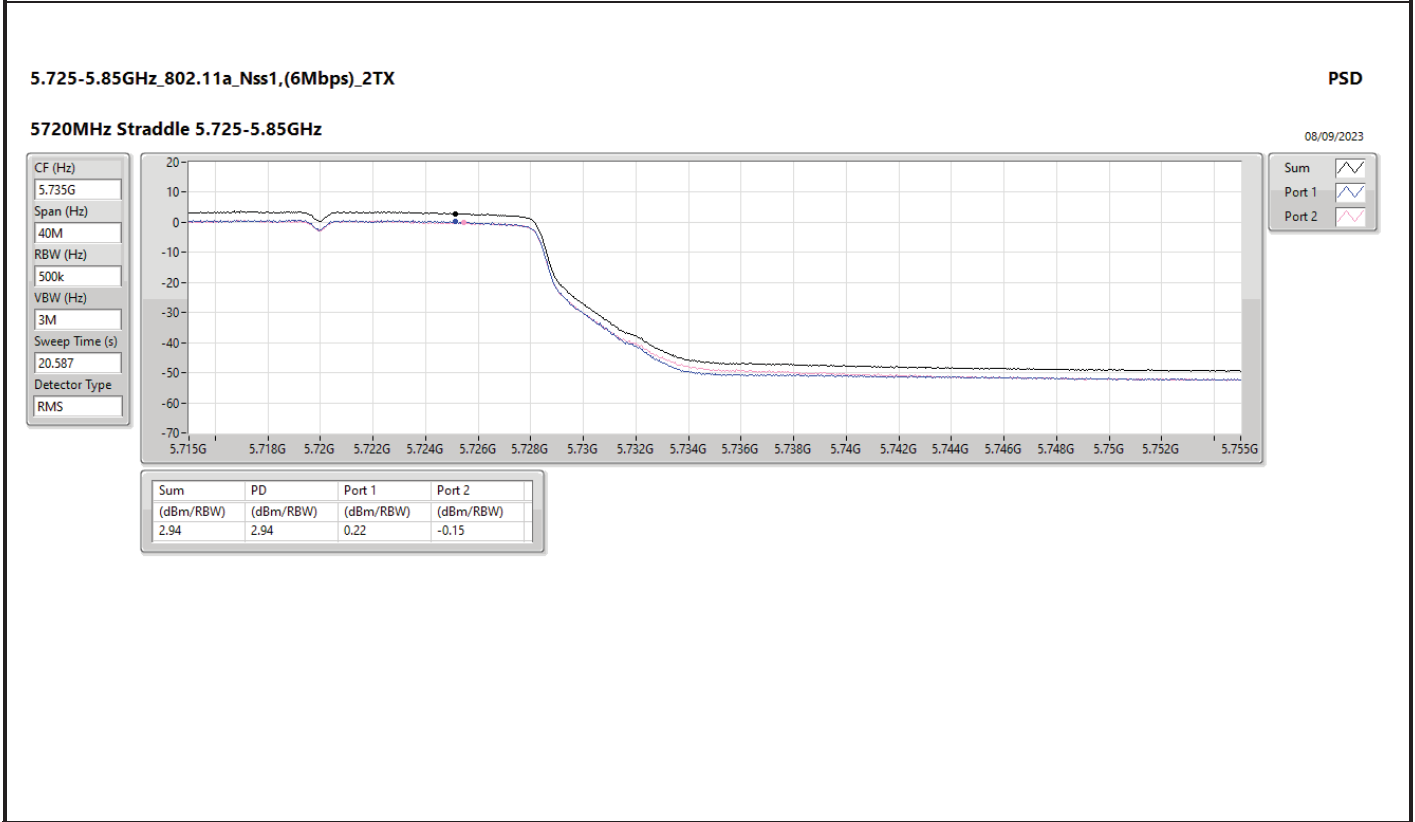
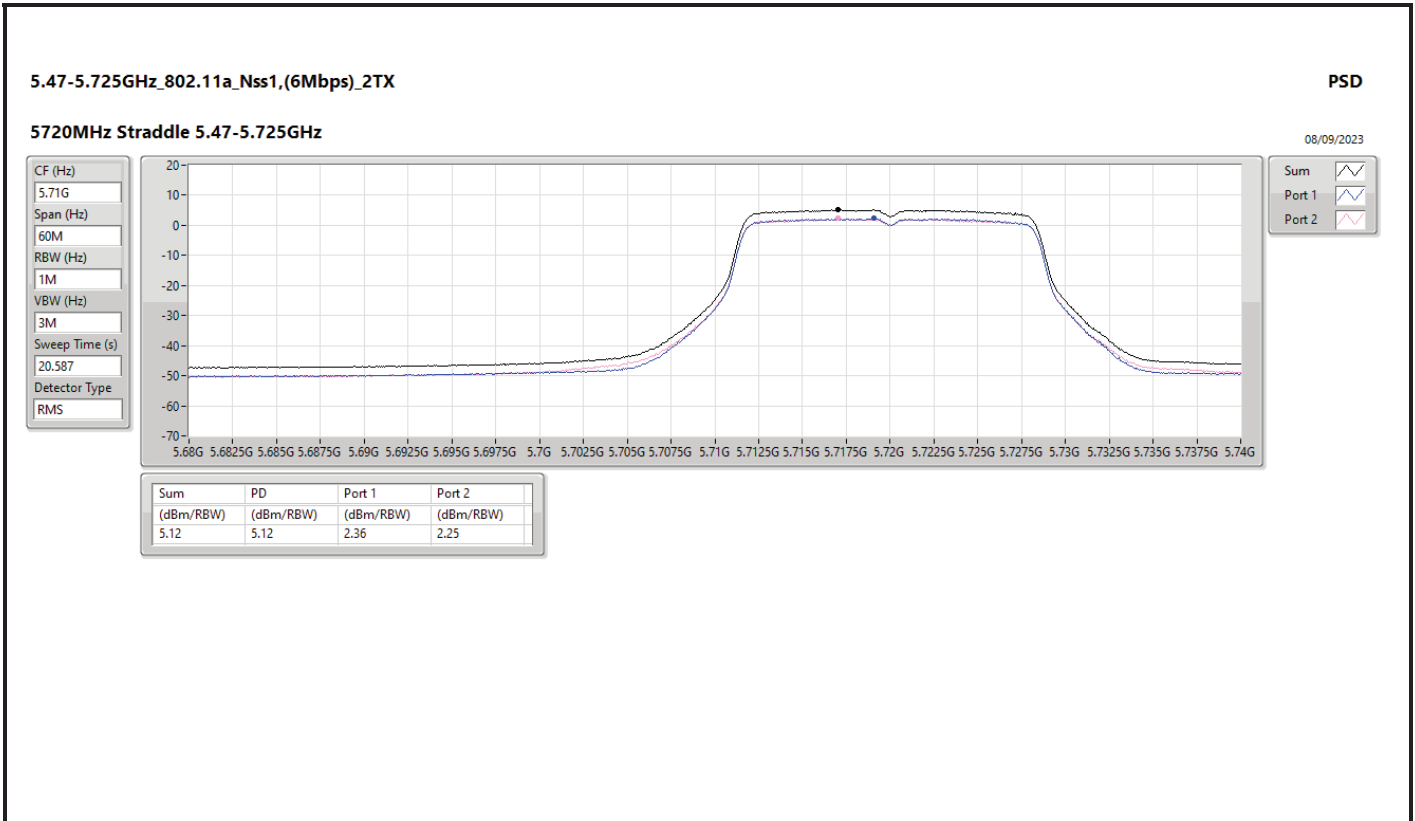
Mode	Result	DG (dBi)	Port 1 (dBm/RBW)	Port 2 (dBm/RBW)	PD (dBm/RBW)	PD Limit (dBm/RBW)	EIRP PD (dBm/RBW)	EIRP PD Limit (dBm/RBW)
802.11a_Nss1,(6Mbps)_2TX	-	-	-	-	-	-	-	-
5260MHz	Pass	11.31	2.86	2.57	5.57	5.69	16.88	17.00
5300MHz	Pass	11.31	2.45	2.48	5.27	5.69	16.58	17.00
5320MHz	Pass	11.31	2.69	2.56	5.43	5.69	16.74	17.00
5500MHz	Pass	11.41	2.58	2.36	5.36	5.59	16.77	17.00
5580MHz	Pass	11.41	2.33	2.32	5.28	5.59	16.69	17.00
5700MHz	Pass	11.41	2.51	2.36	5.31	5.59	16.72	17.00
5720MHz Straddle 5.47-5.725GHz	Pass	11.41	2.36	2.25	5.12	5.59	16.53	17.00
5720MHz Straddle 5.725-5.85GHz	Pass	11.41	0.22	-0.15	2.94	24.59	14.35	36.00
802.11ax HEW20_Nss1,(MCS0)_2TX	-	-	-	-	-	-	-	-
5260MHz	Pass	11.31	2.97	2.72	5.66	5.69	16.97	17.00
5300MHz	Pass	11.31	2.58	2.46	5.31	5.69	16.62	17.00
5320MHz	Pass	11.31	2.87	2.81	5.61	5.69	16.92	17.00
5500MHz	Pass	11.41	2.67	2.46	5.52	5.59	16.93	17.00
5580MHz	Pass	11.41	2.55	2.31	5.41	5.59	16.82	17.00
5700MHz	Pass	11.41	2.34	2.05	5.14	5.59	16.55	17.00
5720MHz Straddle 5.47-5.725GHz	Pass	11.41	2.5	2.3	5.36	5.59	16.77	17.00
5720MHz Straddle 5.725-5.85GHz	Pass	11.41	0.34	0.32	3.32	24.59	14.73	36.00
802.11ax HEW40_Nss1,(MCS0)_2TX	-	-	-	-	-	-	-	-
5270MHz	Pass	11.31	2.25	2.1	5.03	5.69	16.34	17.00
5310MHz	Pass	11.31	2.12	2.26	5.02	5.69	16.33	17.00
5510MHz	Pass	11.41	0.67	0.41	3.51	5.59	14.92	17.00
5550MHz	Pass	11.41	2.17	2.29	5.21	5.59	16.62	17.00
5670MHz	Pass	11.41	2.18	2.04	5.06	5.59	16.47	17.00
5710MHz Straddle 5.47-5.725GHz	Pass	11.41	2.17	2.11	5.06	5.59	16.47	17.00
5710MHz Straddle 5.725-5.85GHz	Pass	11.41	-1.29	-1.42	1.63	24.59	13.04	36.00
802.11ax HEW80_Nss1,(MCS0)_2TX	-	-	-	-	-	-	-	-
5290MHz	Pass	11.31	-0.96	-0.95	1.82	5.69	13.13	17.00
5530MHz	Pass	11.41	-2.97	-2.58	0.23	5.59	11.64	17.00
5610MHz	Pass	11.41	-0.41	-0.22	2.66	5.59	14.07	17.00
5690MHz Straddle 5.47-5.725GHz	Pass	11.41	-0.02	-0.03	2.87	5.59	14.28	17.00
5690MHz Straddle 5.725-5.85GHz	Pass	11.41	-4.63	-4.84	-1.74	24.59	9.67	36.00
802.11ax HEW160_Nss1,(MCS0)_2TX	-	-	-	-	-	-	-	-
5570MHz	Pass	11.41	-4.19	-3.26	-0.72	5.59	10.69	17.00

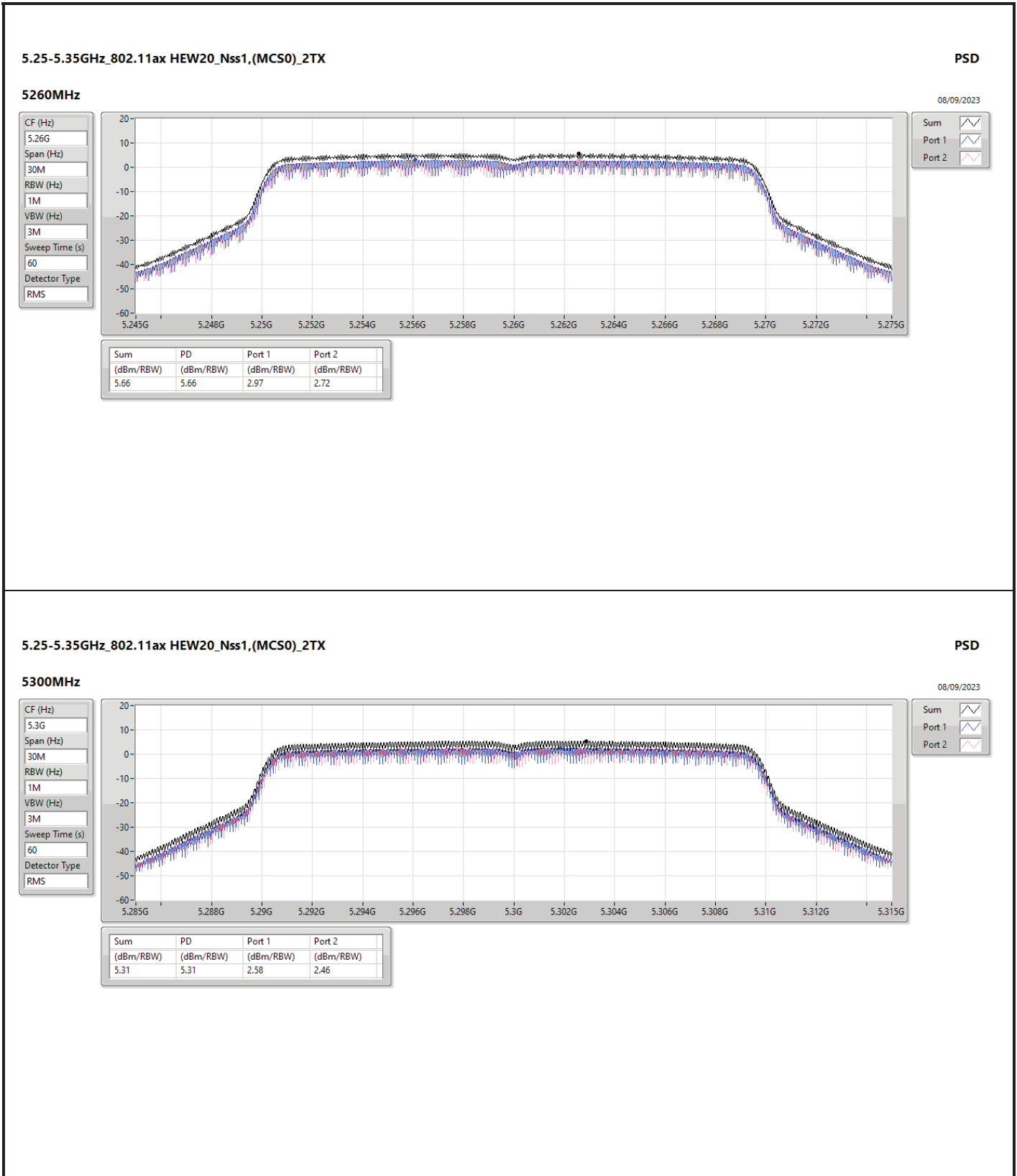
DG = Directional Gain; RBW = 500kHz for 5.725-5.85GHz band / 1MHz for other band;
 PD = trace bin-by-bin of each transmits port summing can be performed maximum power density; Port X = Port X Power Density;

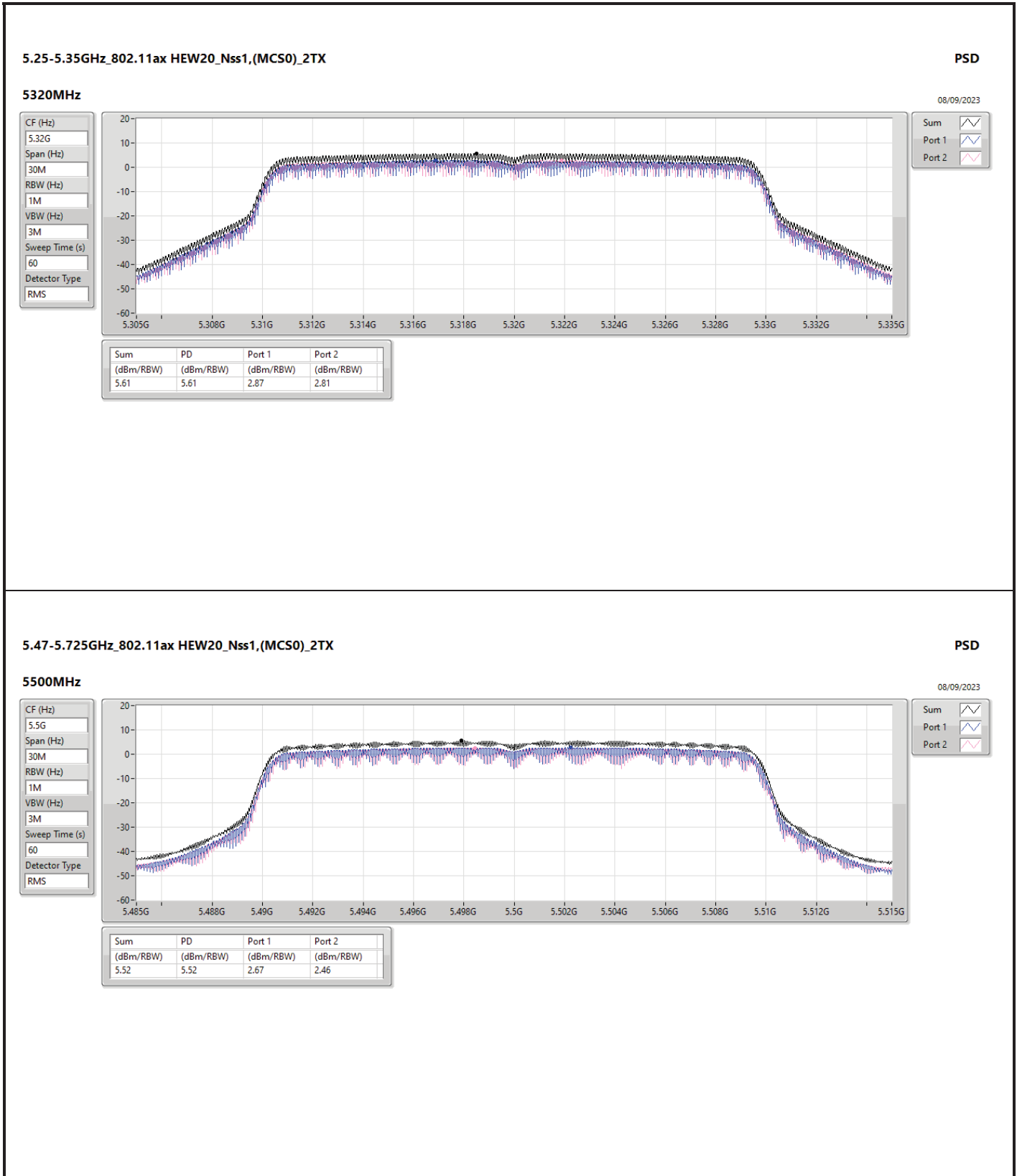


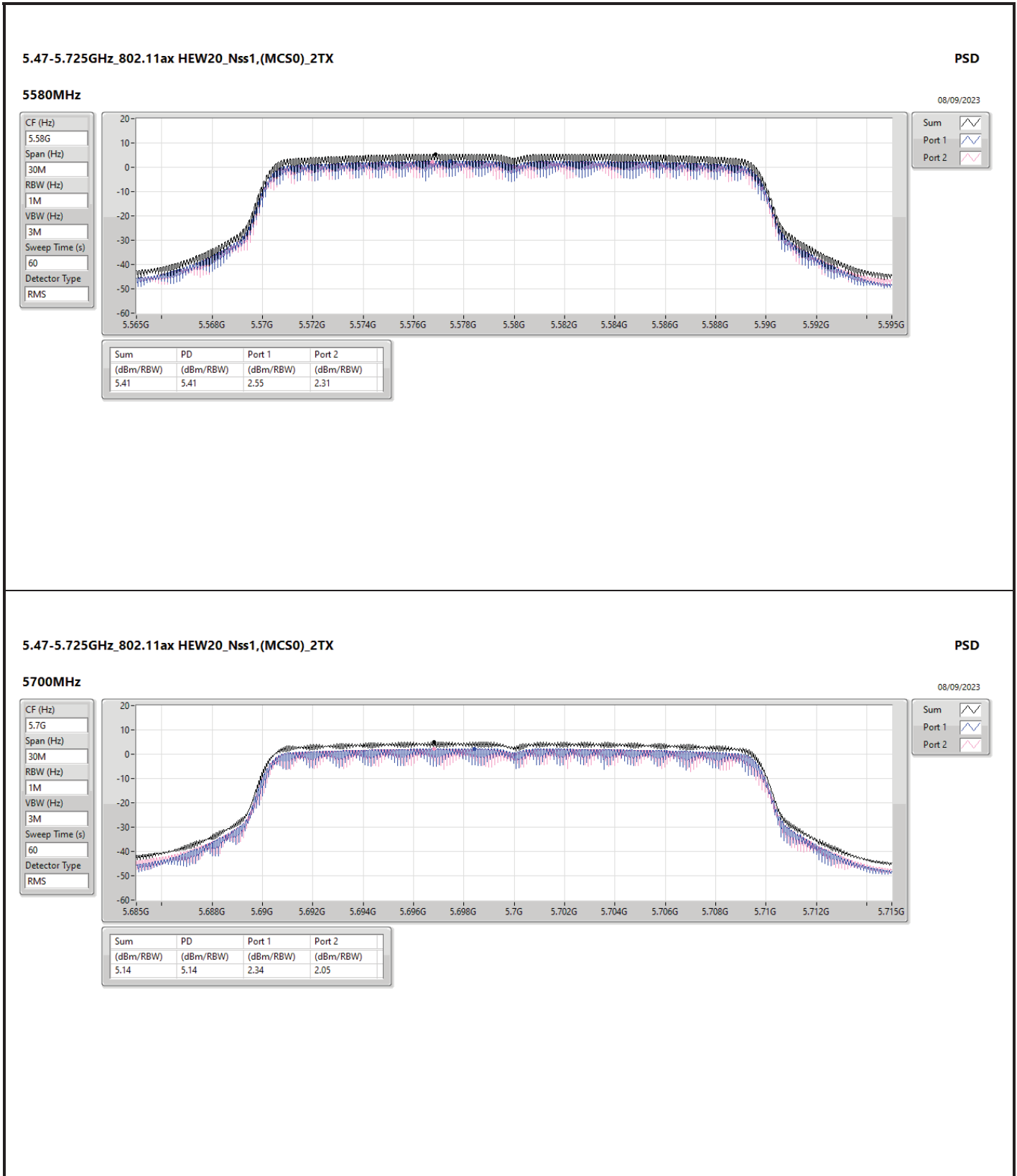


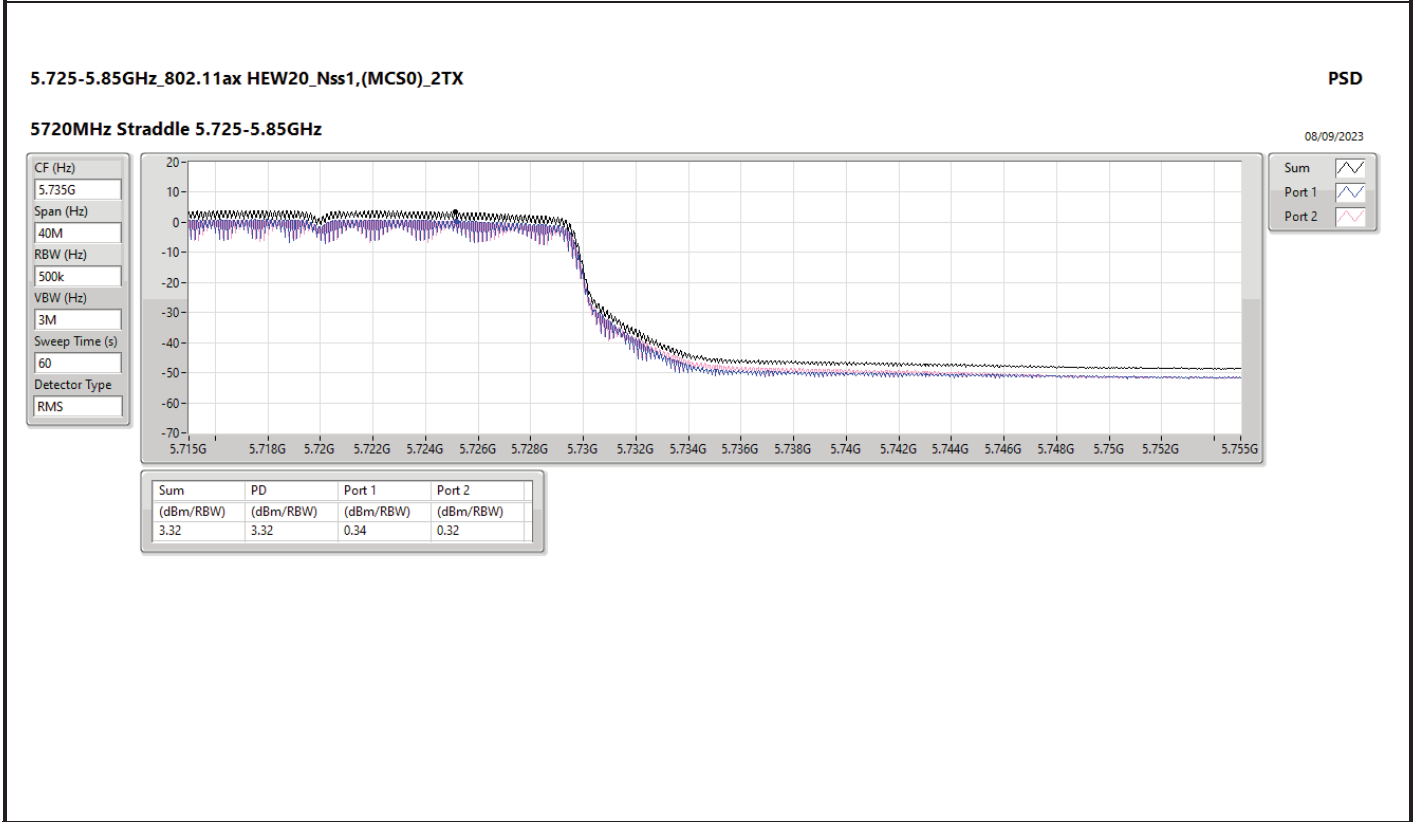
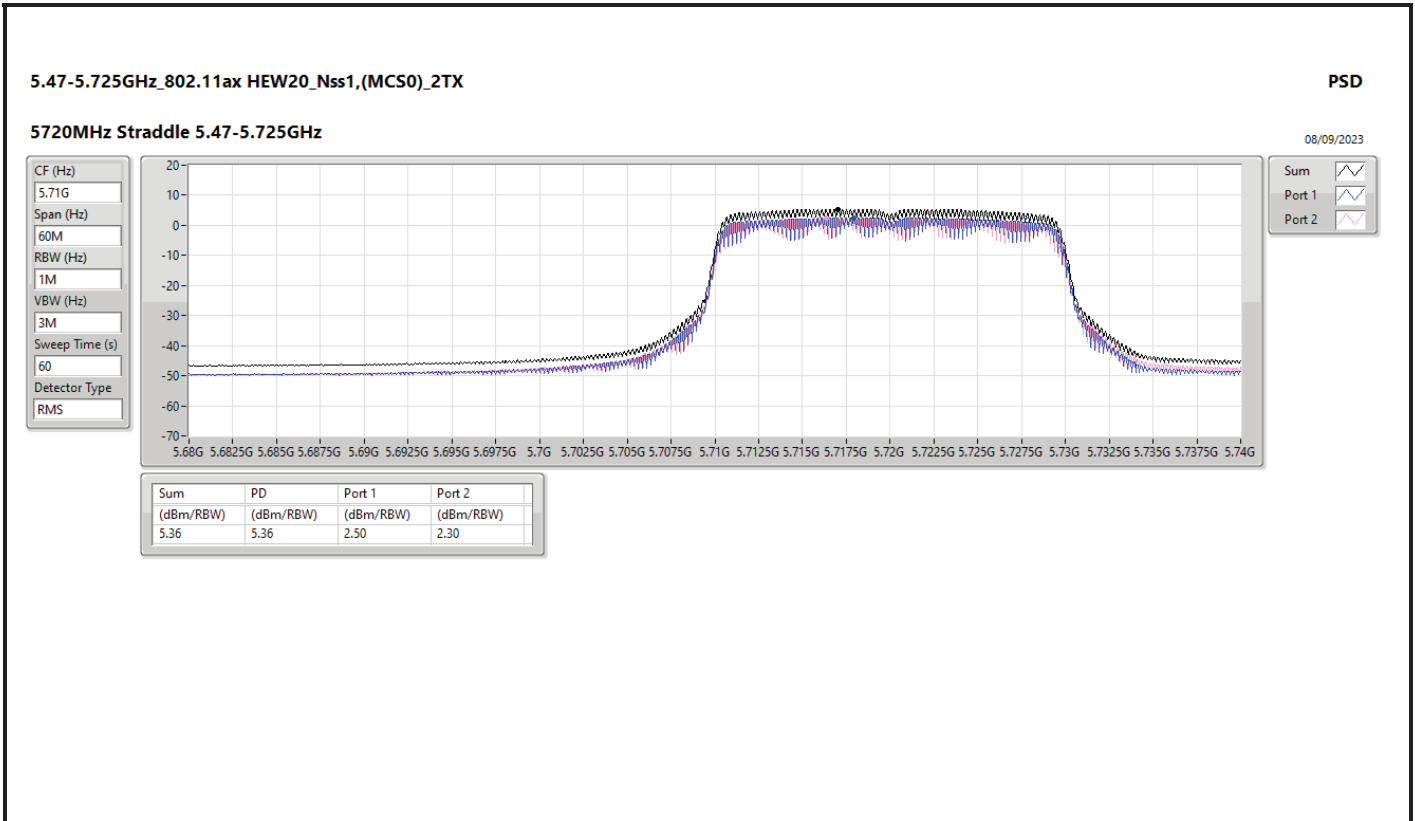


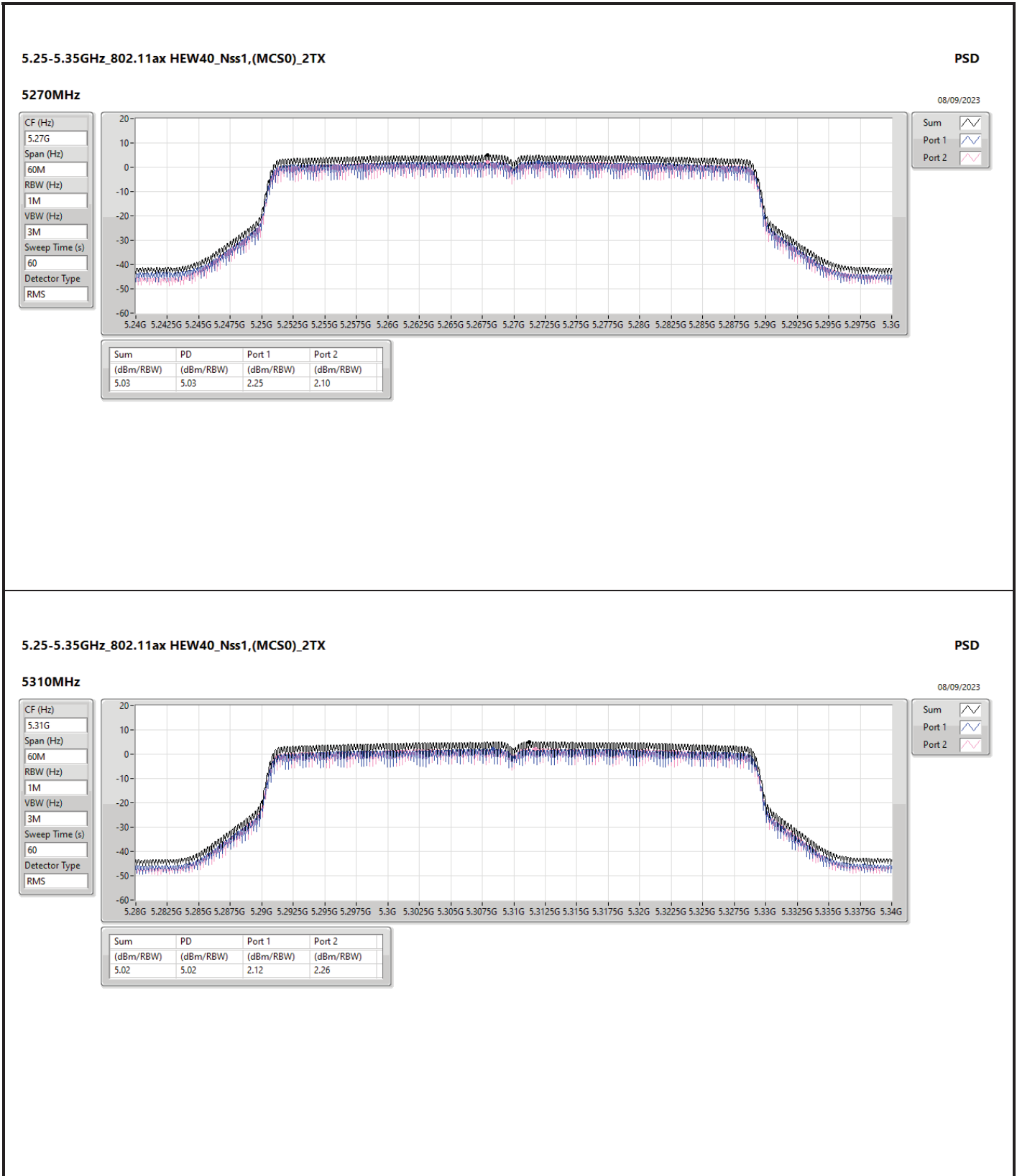


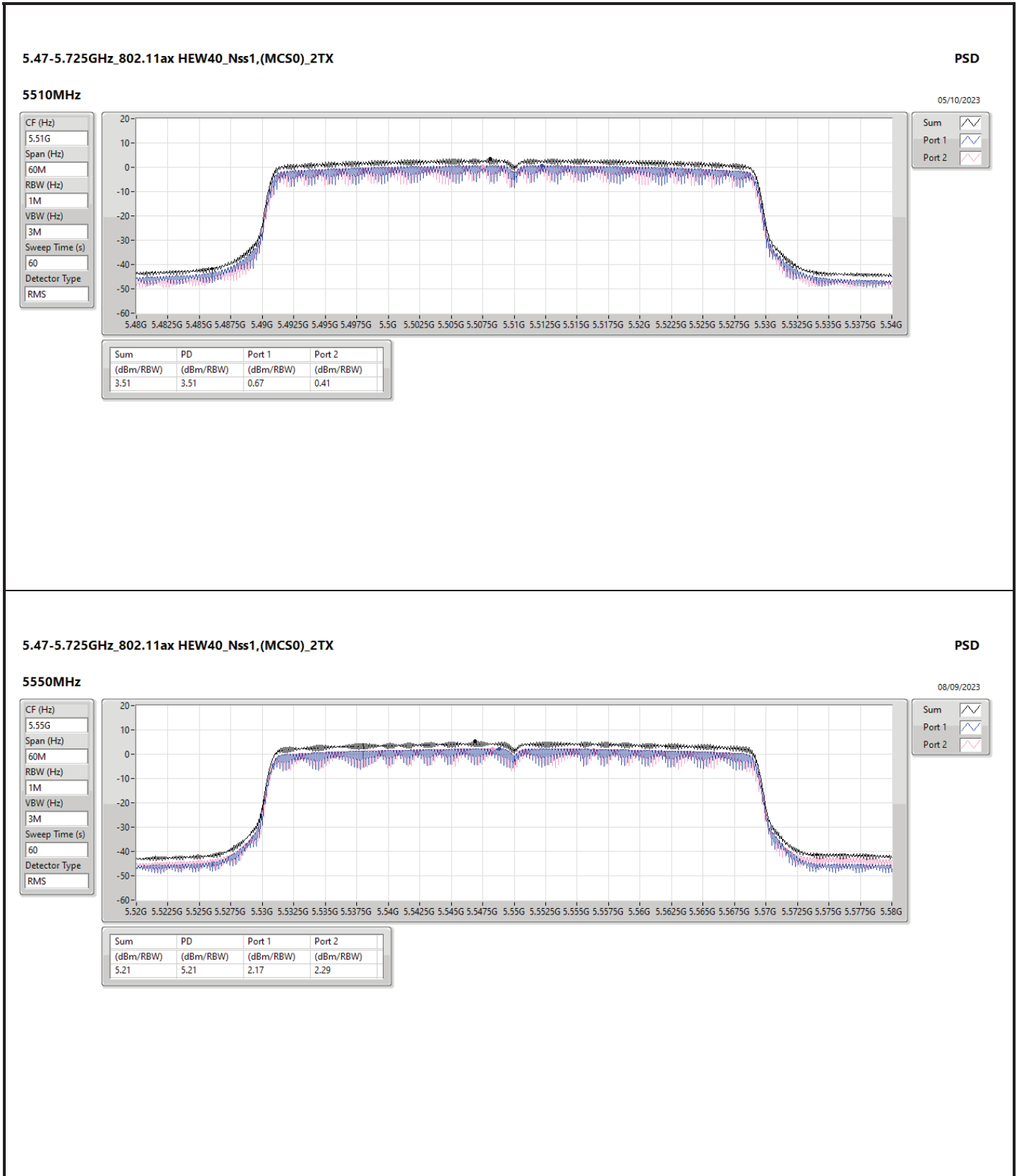


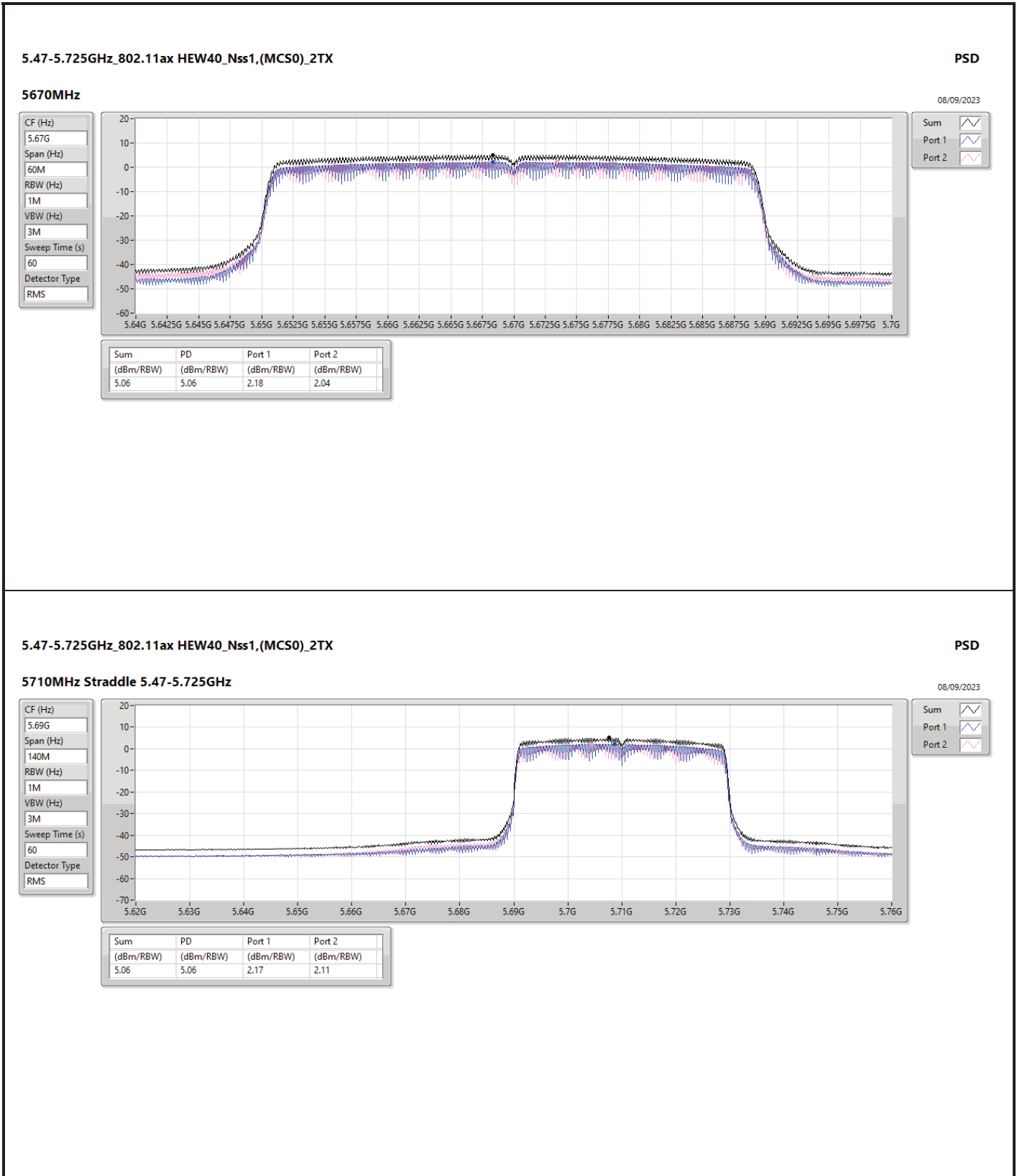


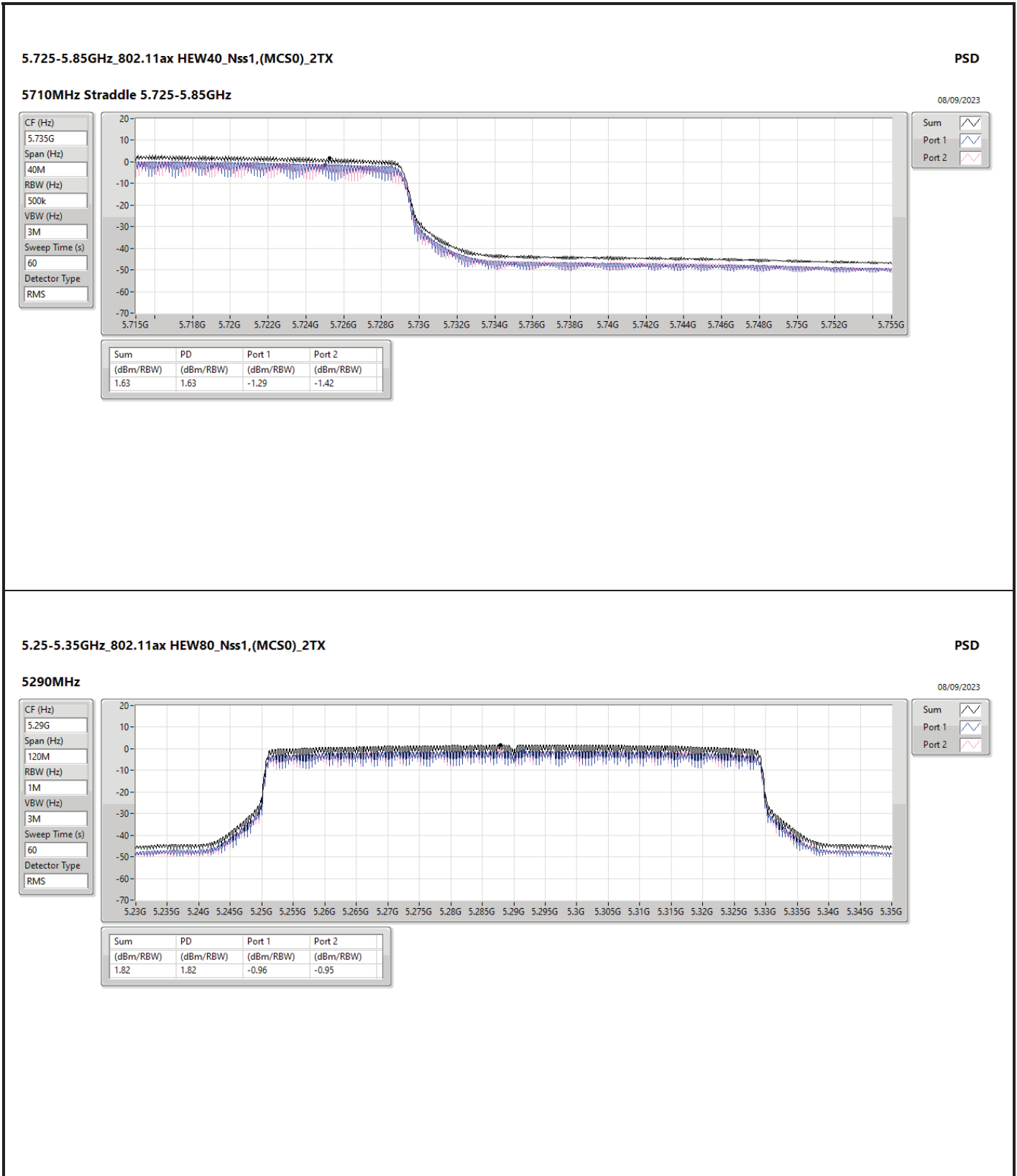


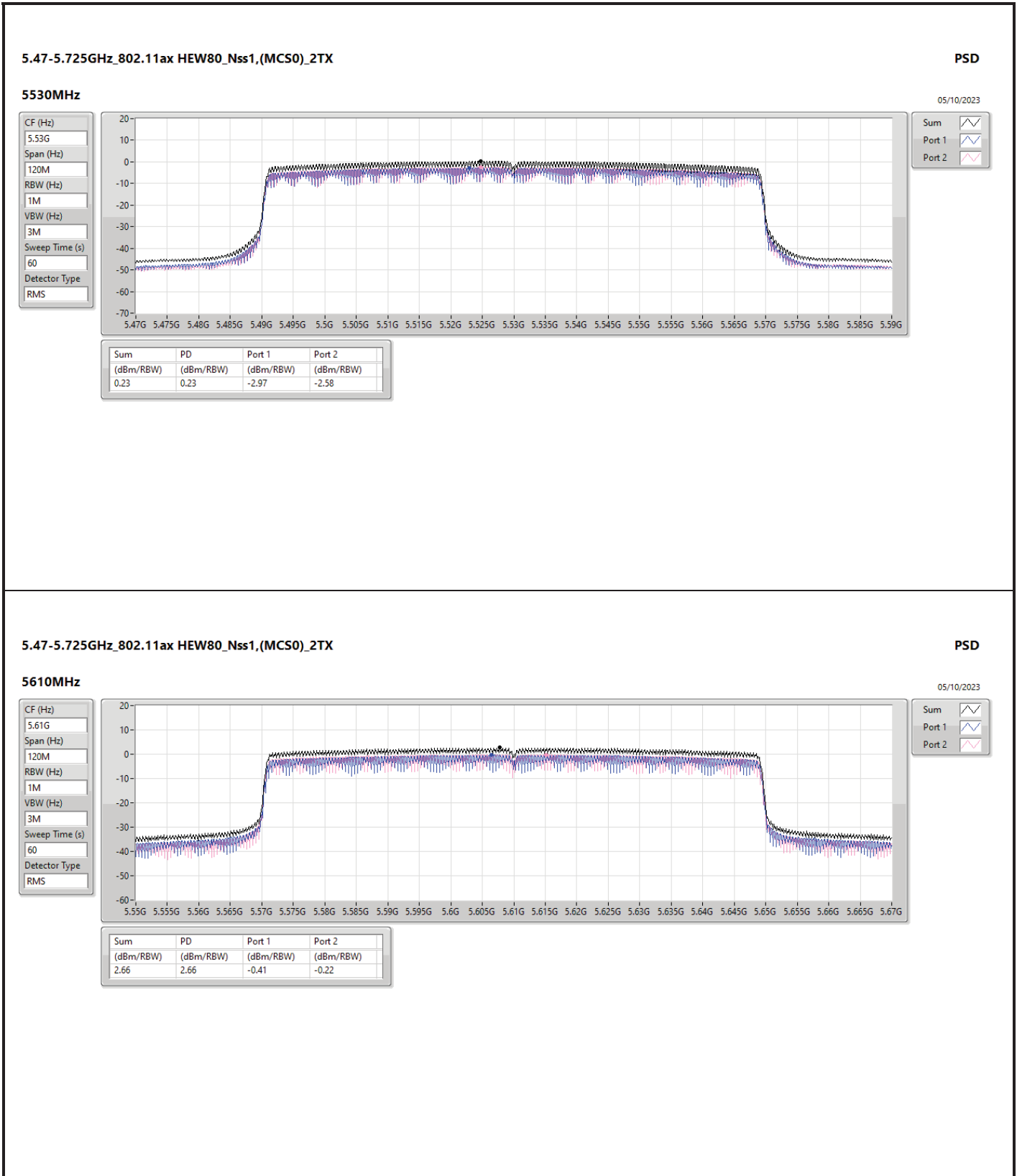


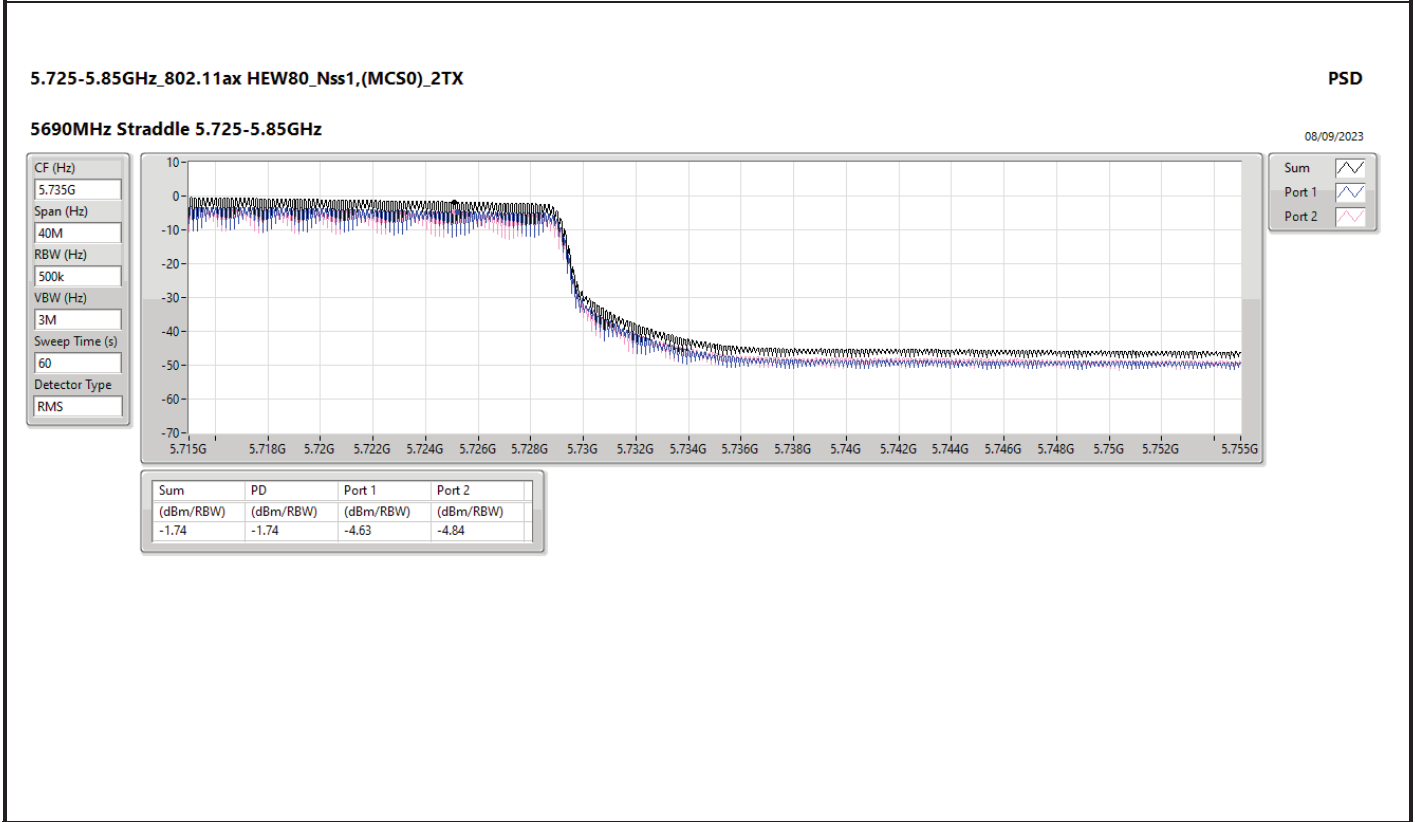
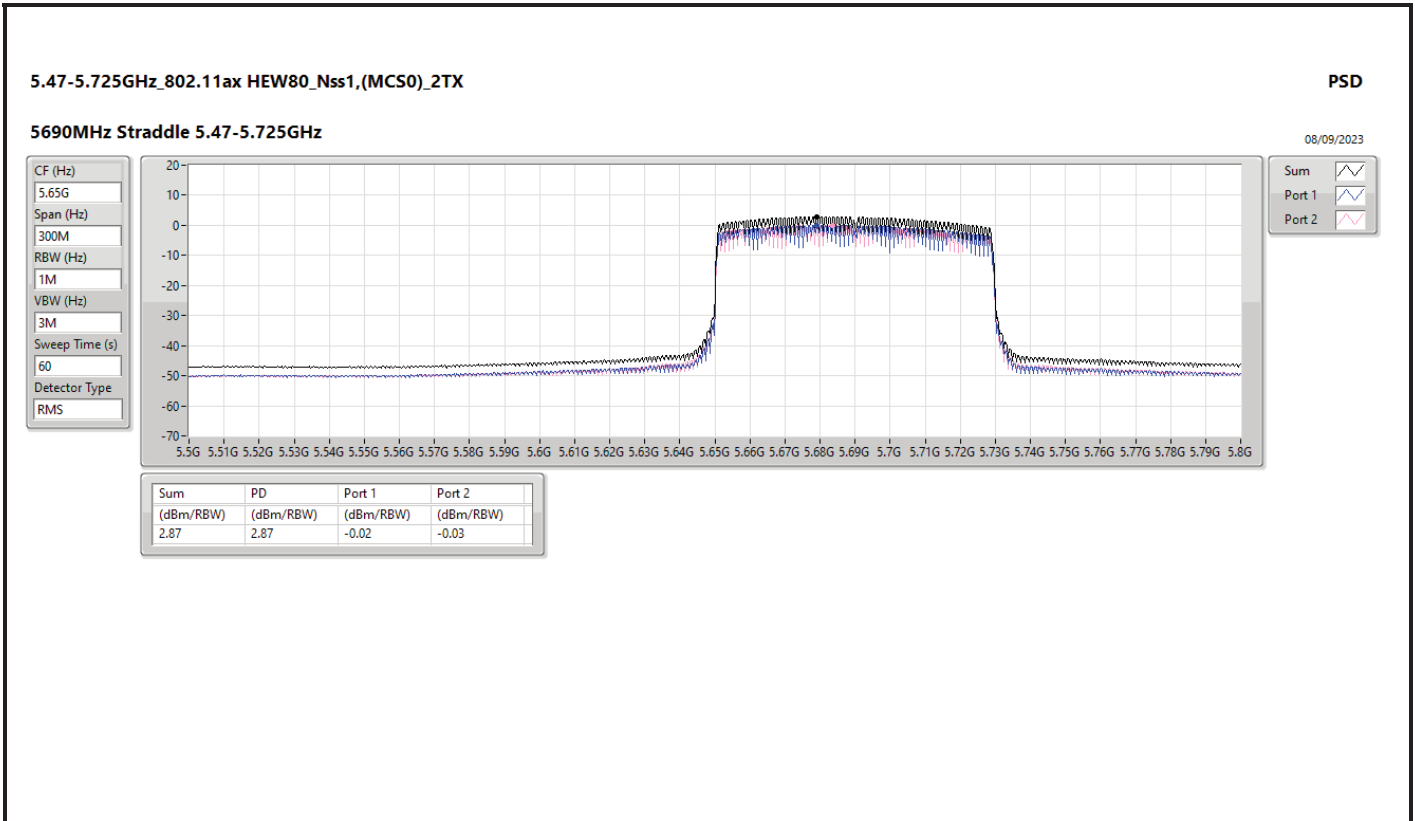


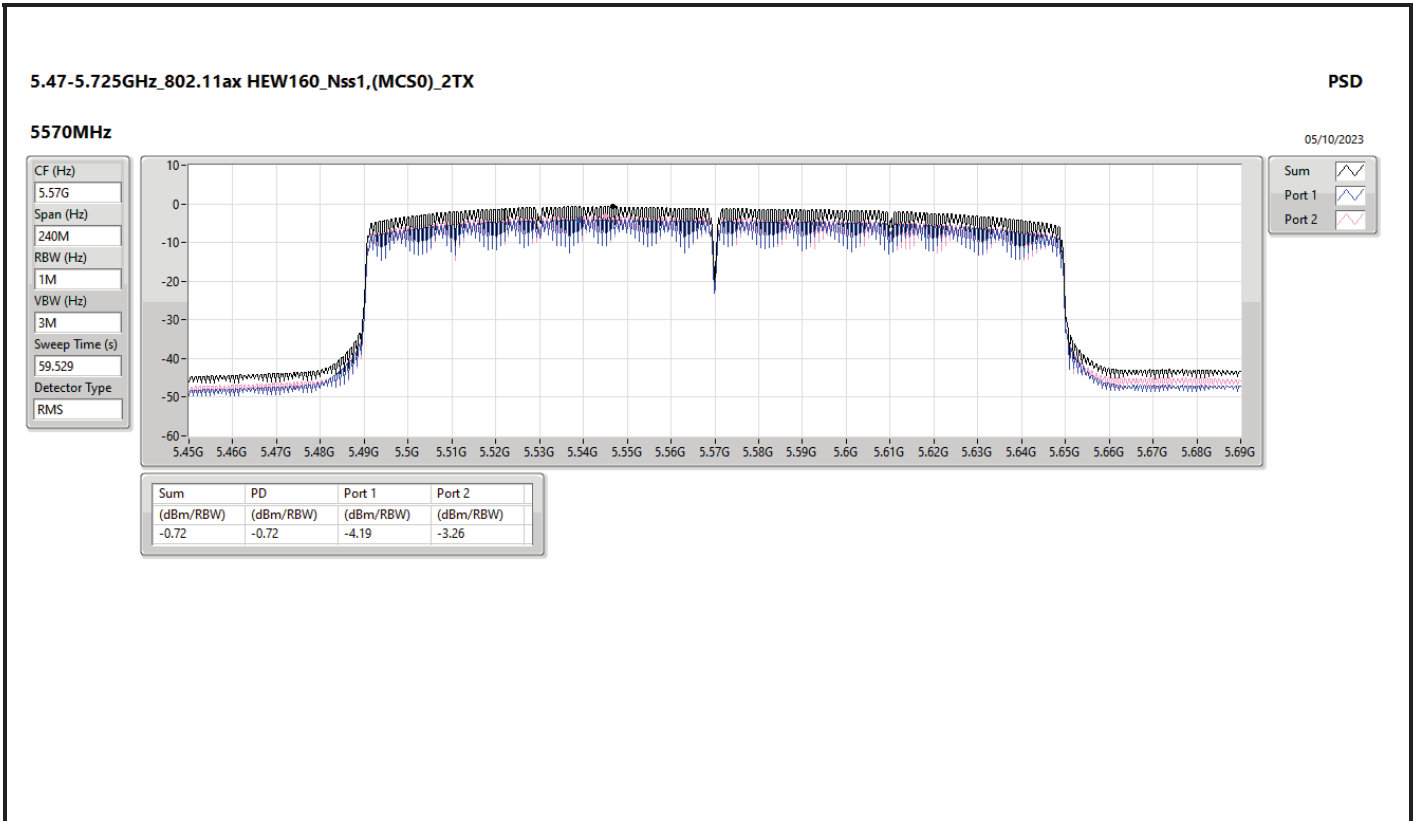














Summary

Mode	Result	Type	Freq (Hz)	Level (dBuV/m)	Limit (dBuV/m)	Margin (dB)	Factor (dB)	Dist (m)	Condition	Azimuth (°)	Height (m)
5.25-5.35GHz	-	-	-	-	-	-	-	-	-	-	-
802.11a_Nss1,(6Mbps)_2TX	Pass	AV	5.35G	53.41	54.00	-0.59	5.39	3	Vertical	28	1.72
802.11ax HEW20_Nss1,(MCS0)_2TX	Pass	AV	5.35G	53.07	54.00	-0.93	5.39	3	Horizontal	14	1.61
802.11ax HEW40_Nss1,(MCS0)_2TX	Pass	AV	5.35G	53.24	54.00	-0.76	5.39	3	Vertical	30	1.71
802.11ax HEW80_Nss1,(MCS0)_2TX	Pass	AV	5.35G	53.82	54.00	-0.18	5.39	3	Vertical	30	1.93
5.47-5.725GHz	-	-	-	-	-	-	-	-	-	-	-
802.11a_Nss1,(6Mbps)_2TX	Pass	PK	16.74066G	66.98	68.20	-1.22	17.00	3	Horizontal	311	1.66
802.11ax HEW20_Nss1,(MCS0)_2TX	Pass	PK	5.4694G	67.63	68.20	-0.57	5.51	3	Vertical	31	1.91
802.11ax HEW40_Nss1,(MCS0)_2TX	Pass	PK	5.4696G	67.20	68.20	-1.00	5.51	3	Vertical	28	1.87
802.11ax HEW80_Nss1,(MCS0)_2TX	Pass	AV	5.459G	53.44	54.00	-0.56	5.48	3	Vertical	27	1.81



Result

Mode	Result	Type	Freq (Hz)	Level (dBuV/m)	Limit (dBuV/m)	Margin (dB)	Factor (dB)	Dist (m)	Condition	Azimuth (°)	Height (m)
802.11a_Nss1,(6Mbps)_2TX	-	-	-	-	-	-	-	-	-	-	-
5260MHz	Pass	AV	5.149G	46.64	54.00	-7.36	5.27	3	Vertical	28	1.74
5260MHz	Pass	AV	5.2636G	111.21	Inf	-Inf	5.37	3	Vertical	28	1.74
5260MHz	Pass	AV	5.3764G	49.46	54.00	-4.54	5.40	3	Vertical	28	1.74
5260MHz	Pass	PK	5.1496G	58.31	74.00	-15.69	5.27	3	Vertical	28	1.74
5260MHz	Pass	PK	5.2636G	120.00	Inf	-Inf	5.37	3	Vertical	28	1.74
5260MHz	Pass	PK	5.35G	59.96	74.00	-14.04	5.39	3	Vertical	28	1.74
5260MHz	Pass	AV	5.1382G	46.92	54.00	-7.08	5.28	3	Horizontal	18	1.81
5260MHz	Pass	AV	5.257G	111.42	Inf	-Inf	5.35	3	Horizontal	18	1.81
5260MHz	Pass	AV	5.3626G	48.65	54.00	-5.35	5.40	3	Horizontal	18	1.81
5260MHz	Pass	PK	5.146G	58.53	74.00	-15.47	5.28	3	Horizontal	18	1.81
5260MHz	Pass	PK	5.2618G	121.28	Inf	-Inf	5.36	3	Horizontal	18	1.81
5260MHz	Pass	PK	5.362G	59.54	74.00	-14.46	5.40	3	Horizontal	18	1.81
5260MHz	Pass	AV	15.77886G	46.96	54.00	-7.04	15.76	3	Vertical	356	1.68
5260MHz	Pass	PK	10.51628G	55.78	68.20	-12.42	15.37	3	Vertical	38	1.11
5260MHz	Pass	PK	15.78378G	59.89	74.00	-14.11	15.73	3	Vertical	356	1.68
5260MHz	Pass	AV	15.7794G	48.60	54.00	-5.40	15.75	3	Horizontal	85	1.69
5260MHz	Pass	PK	10.52174G	57.78	68.20	-10.42	15.38	3	Horizontal	66	1.62
5260MHz	Pass	PK	15.77964G	61.18	74.00	-12.82	15.75	3	Horizontal	85	1.69
5300MHz	Pass	AV	5.2964G	111.35	Inf	-Inf	5.45	3	Vertical	30	1.74
5300MHz	Pass	AV	5.376G	49.72	54.00	-4.28	5.40	3	Vertical	30	1.74
5300MHz	Pass	PK	5.2964G	120.68	Inf	-Inf	5.45	3	Vertical	30	1.74
5300MHz	Pass	PK	5.3968G	60.24	74.00	-13.76	5.42	3	Vertical	30	1.74
5300MHz	Pass	AV	5.2992G	111.31	Inf	-Inf	5.46	3	Horizontal	16	1.91
5300MHz	Pass	AV	5.3952G	48.90	54.00	-5.10	5.42	3	Horizontal	16	1.91
5300MHz	Pass	PK	5.302G	120.55	Inf	-Inf	5.46	3	Horizontal	16	1.91
5300MHz	Pass	PK	5.3508G	60.27	74.00	-13.73	5.40	3	Horizontal	16	1.91
5300MHz	Pass	AV	10.60168G	45.02	54.00	-8.98	15.77	3	Vertical	40	1.25
5300MHz	Pass	AV	15.89844G	41.96	54.00	-12.04	15.67	3	Vertical	2	1.50
5300MHz	Pass	PK	10.60144G	56.93	74.00	-17.07	15.77	3	Vertical	40	1.25
5300MHz	Pass	PK	15.90126G	54.17	74.00	-19.83	15.69	3	Vertical	2	1.50
5300MHz	Pass	AV	10.60216G	45.84	54.00	-8.16	15.77	3	Horizontal	36	1.50
5300MHz	Pass	AV	15.88524G	42.01	54.00	-11.99	15.62	3	Horizontal	-0	2.21
5300MHz	Pass	PK	10.60222G	57.60	74.00	-16.40	15.77	3	Horizontal	36	1.50
5300MHz	Pass	PK	15.88656G	53.90	74.00	-20.10	15.63	3	Horizontal	-0	2.21
5320MHz	Pass	AV	5.3234G	109.98	Inf	-Inf	5.43	3	Vertical	28	1.72
5320MHz	Pass	AV	5.35G	53.41	54.00	-0.59	5.39	3	Vertical	28	1.72
5320MHz	Pass	PK	5.3238G	118.58	Inf	-Inf	5.43	3	Vertical	28	1.72
5320MHz	Pass	PK	5.35G	66.70	74.00	-7.30	5.39	3	Vertical	28	1.72
5320MHz	Pass	AV	5.3166G	109.19	Inf	-Inf	5.44	3	Horizontal	16	2.00
5320MHz	Pass	AV	5.3504G	51.45	54.00	-2.55	5.40	3	Horizontal	16	2.00
5320MHz	Pass	PK	5.3162G	118.98	Inf	-Inf	5.44	3	Horizontal	16	2.00
5320MHz	Pass	PK	5.3508G	63.64	74.00	-10.36	5.40	3	Horizontal	16	2.00
5320MHz	Pass	AV	10.64012G	43.05	54.00	-10.95	15.97	3	Vertical	42	1.37
5320MHz	Pass	AV	15.94872G	41.86	54.00	-12.14	15.86	3	Vertical	-0	2.02
5320MHz	Pass	PK	10.64114G	54.40	74.00	-19.60	15.97	3	Vertical	42	1.37
5320MHz	Pass	PK	15.94686G	54.50	74.00	-19.50	15.86	3	Vertical	-0	2.02
5320MHz	Pass	AV	10.64228G	43.74	54.00	-10.26	15.98	3	Horizontal	36	1.44
5320MHz	Pass	AV	15.94956G	41.60	54.00	-12.40	15.87	3	Horizontal	64	1.50
5320MHz	Pass	PK	10.64186G	55.60	74.00	-18.40	15.98	3	Horizontal	36	1.44
5320MHz	Pass	PK	15.95802G	53.88	74.00	-20.12	15.88	3	Horizontal	64	1.50
5500MHz	Pass	AV	5.4588G	47.96	54.00	-6.04	5.48	3	Vertical	27	1.81
5500MHz	Pass	AV	5.4968G	109.19	Inf	-Inf	5.59	3	Vertical	27	1.81
5500MHz	Pass	PK	5.4596G	61.30	74.00	-12.70	5.48	3	Vertical	27	1.81
5500MHz	Pass	PK	5.4638G	61.69	68.20	-6.51	5.50	3	Vertical	27	1.81
5500MHz	Pass	PK	5.4968G	118.12	Inf	-Inf	5.59	3	Vertical	27	1.81
5500MHz	Pass	AV	5.4584G	48.11	54.00	-5.89	5.48	3	Horizontal	14	2.85
5500MHz	Pass	AV	5.4978G	109.45	Inf	-Inf	5.60	3	Horizontal	14	2.85
5500MHz	Pass	PK	5.4572G	60.19	74.00	-13.81	5.48	3	Horizontal	14	2.85
5500MHz	Pass	PK	5.469G	60.86	68.20	-7.34	5.51	3	Horizontal	14	2.85
5500MHz	Pass	PK	5.502G	119.44	Inf	-Inf	5.60	3	Horizontal	14	2.85



RSE TX above 1GHz_Non-Beamforming_Radio 2

Appendix D.1

Mode	Result	Type	Freq (Hz)	Level (dBuV/m)	Limit (dBuV/m)	Margin (dB)	Factor (dB)	Dist (m)	Condition	Azimuth (°)	Height (m)
5500MHz	Pass	AV	11.00156G	44.72	54.00	-9.28	15.79	3	Vertical	352	1.68
5500MHz	Pass	PK	10.99634G	56.70	74.00	-17.30	15.80	3	Vertical	352	1.68
5500MHz	Pass	PK	16.50048G	55.24	68.20	-12.96	16.77	3	Vertical	360	1.56
5500MHz	Pass	AV	11.00198G	44.80	54.00	-9.20	15.79	3	Horizontal	29	1.50
5500MHz	Pass	PK	11.0015G	56.01	74.00	-17.99	15.79	3	Horizontal	29	1.50
5500MHz	Pass	PK	16.49568G	53.97	68.20	-14.23	16.80	3	Horizontal	92	1.40
5580MHz	Pass	AV	5.4594G	46.90	54.00	-7.10	5.48	3	Vertical	30	1.76
5580MHz	Pass	AV	5.5752G	108.50	Inf	-Inf	5.56	3	Vertical	30	1.76
5580MHz	Pass	PK	5.439G	58.98	74.00	-15.02	5.46	3	Vertical	30	1.76
5580MHz	Pass	PK	5.4606G	58.30	68.20	-9.90	5.48	3	Vertical	30	1.76
5580MHz	Pass	PK	5.5746G	116.94	Inf	-Inf	5.56	3	Vertical	30	1.76
5580MHz	Pass	PK	5.727G	58.73	68.20	-9.47	6.31	3	Vertical	30	1.76
5580MHz	Pass	AV	5.4576G	47.08	54.00	-6.92	5.49	3	Horizontal	18	2.90
5580MHz	Pass	AV	5.5752G	110.23	Inf	-Inf	5.56	3	Horizontal	18	2.90
5580MHz	Pass	PK	5.4558G	58.74	74.00	-15.26	5.48	3	Horizontal	18	2.90
5580MHz	Pass	PK	5.463G	58.24	68.20	-9.96	5.50	3	Horizontal	18	2.90
5580MHz	Pass	PK	5.5818G	119.35	Inf	-Inf	5.56	3	Horizontal	18	2.90
5580MHz	Pass	PK	5.7276G	59.24	68.20	-8.96	6.32	3	Horizontal	18	2.90
5580MHz	Pass	AV	11.16156G	47.46	54.00	-6.54	16.08	3	Vertical	351	1.40
5580MHz	Pass	PK	11.16162G	59.87	74.00	-14.13	16.08	3	Vertical	351	1.40
5580MHz	Pass	PK	16.73484G	65.32	68.20	-2.88	16.99	3	Vertical	347	1.44
5580MHz	Pass	AV	11.16198G	48.58	54.00	-5.42	16.08	3	Horizontal	32	1.67
5580MHz	Pass	PK	11.16186G	60.24	74.00	-13.76	16.08	3	Horizontal	32	1.67
5580MHz	Pass	PK	16.74066G	66.98	68.20	-1.22	17.00	3	Horizontal	311	1.66
5700MHz	Pass	AV	5.7012G	109.01	Inf	-Inf	6.15	3	Vertical	10	1.80
5700MHz	Pass	PK	5.6964G	118.05	Inf	-Inf	6.10	3	Vertical	10	1.80
5700MHz	Pass	PK	5.7276G	64.95	68.20	-3.25	6.32	3	Vertical	10	1.80
5700MHz	Pass	AV	5.704G	109.14	Inf	-Inf	6.16	3	Horizontal	32	2.27
5700MHz	Pass	PK	5.704G	118.58	Inf	-Inf	6.16	3	Horizontal	32	2.27
5700MHz	Pass	PK	5.7252G	61.80	68.20	-6.40	6.30	3	Horizontal	32	2.27
5700MHz	Pass	AV	11.39796G	44.54	54.00	-9.46	16.32	3	Vertical	25	1.61
5700MHz	Pass	PK	11.40288G	56.65	74.00	-17.35	16.31	3	Vertical	25	1.61
5700MHz	Pass	PK	17.11032G	54.07	68.20	-14.13	17.42	3	Vertical	19	1.50
5700MHz	Pass	AV	11.39802G	43.82	54.00	-10.18	16.32	3	Horizontal	352	1.48
5700MHz	Pass	PK	11.39694G	54.77	74.00	-19.23	16.32	3	Horizontal	352	1.48
5700MHz	Pass	PK	17.0973G	53.68	68.20	-14.52	17.41	3	Horizontal	-0	2.62
5720MHz Straddle 5.47-5.725GHz	Pass	AV	5.444G	46.65	54.00	-7.35	5.46	3	Vertical	10	1.86
5720MHz Straddle 5.47-5.725GHz	Pass	AV	5.7164G	113.60	Inf	-Inf	6.25	3	Vertical	10	1.86
5720MHz Straddle 5.47-5.725GHz	Pass	PK	5.456G	58.93	74.00	-15.07	5.48	3	Vertical	10	1.86
5720MHz Straddle 5.47-5.725GHz	Pass	PK	5.462G	57.81	68.20	-10.39	5.49	3	Vertical	10	1.86
5720MHz Straddle 5.47-5.725GHz	Pass	PK	5.7164G	122.22	Inf	-Inf	6.25	3	Vertical	10	1.86
5720MHz Straddle 5.47-5.725GHz	Pass	PK	5.9468G	60.20	68.20	-8.00	7.11	3	Vertical	10	1.86
5720MHz Straddle 5.47-5.725GHz	Pass	AV	5.45G	47.39	54.00	-6.61	5.46	3	Horizontal	31	2.28
5720MHz Straddle 5.47-5.725GHz	Pass	AV	5.7188G	113.85	Inf	-Inf	6.26	3	Horizontal	31	2.28
5720MHz Straddle 5.47-5.725GHz	Pass	PK	5.4368G	59.00	74.00	-15.00	5.45	3	Horizontal	31	2.28
5720MHz Straddle 5.47-5.725GHz	Pass	PK	5.4644G	59.08	68.20	-9.12	5.50	3	Horizontal	31	2.28
5720MHz Straddle 5.47-5.725GHz	Pass	PK	5.7236G	122.65	Inf	-Inf	6.29	3	Horizontal	31	2.28
5720MHz Straddle 5.47-5.725GHz	Pass	PK	5.99G	60.41	68.20	-7.79	6.98	3	Horizontal	31	2.28
5720MHz Straddle 5.47-5.725GHz	Pass	AV	11.43814G	46.30	54.00	-7.70	16.26	3	Vertical	25	1.64
5720MHz Straddle 5.47-5.725GHz	Pass	PK	11.4427G	57.60	74.00	-16.40	16.25	3	Vertical	25	1.64
5720MHz Straddle 5.47-5.725GHz	Pass	PK	17.16414G	60.37	68.20	-7.83	17.51	3	Vertical	-0	1.50
5720MHz Straddle 5.47-5.725GHz	Pass	AV	11.43988G	45.01	54.00	-8.99	16.26	3	Horizontal	28	1.50
5720MHz Straddle 5.47-5.725GHz	Pass	PK	11.4403G	55.95	74.00	-18.05	16.26	3	Horizontal	28	1.50
5720MHz Straddle 5.47-5.725GHz	Pass	PK	17.15916G	62.80	68.20	-5.40	17.51	3	Horizontal	32	1.88
802.11ax HEW20_Nss1,(MCS0)_2TX	-	-	-	-	-	-	-	-	-	-	-
5260MHz	Pass	AV	5.15G	46.25	54.00	-7.75	5.27	3	Vertical	30	1.75
5260MHz	Pass	AV	5.2624G	110.16	Inf	-Inf	5.36	3	Vertical	30	1.75
5260MHz	Pass	AV	5.3764G	49.19	54.00	-4.81	5.40	3	Vertical	30	1.75
5260MHz	Pass	PK	5.1478G	57.93	74.00	-16.07	5.27	3	Vertical	30	1.75
5260MHz	Pass	PK	5.2636G	121.64	Inf	-Inf	5.37	3	Vertical	30	1.75
5260MHz	Pass	PK	5.359G	60.06	74.00	-13.94	5.40	3	Vertical	30	1.75
5260MHz	Pass	AV	5.15G	46.63	54.00	-7.37	5.27	3	Horizontal	18	1.82



RSE TX above 1GHz_Non-Beamforming_Radio 2

Appendix D.1

Mode	Result	Type	Freq (Hz)	Level (dBuV/m)	Limit (dBuV/m)	Margin (dB)	Factor (dB)	Dist (m)	Condition	Azimuth (°)	Height (m)
5260MHz	Pass	AV	5.2582G	110.71	Inf	-Inf	5.36	3	Horizontal	18	1.82
5260MHz	Pass	AV	5.3554G	48.05	54.00	-5.95	5.40	3	Horizontal	18	1.82
5260MHz	Pass	PK	5.1466G	58.94	74.00	-15.06	5.28	3	Horizontal	18	1.82
5260MHz	Pass	PK	5.2576G	121.86	Inf	-Inf	5.36	3	Horizontal	18	1.82
5260MHz	Pass	PK	5.3632G	59.66	74.00	-14.34	5.40	3	Horizontal	18	1.82
5260MHz	Pass	AV	15.7815G	44.66	54.00	-9.34	15.74	3	Vertical	356	2.02
5260MHz	Pass	PK	10.51466G	55.25	68.20	-12.95	15.37	3	Vertical	39	1.17
5260MHz	Pass	PK	15.78144G	63.88	74.00	-10.12	15.74	3	Vertical	356	2.02
5260MHz	Pass	AV	15.78336G	43.56	54.00	-10.44	15.73	3	Horizontal	1	1.50
5260MHz	Pass	PK	10.52402G	55.85	68.20	-12.35	15.38	3	Horizontal	66	1.65
5260MHz	Pass	PK	15.774G	58.67	74.00	-15.33	15.81	3	Horizontal	1	1.50
5300MHz	Pass	AV	5.3024G	110.30	Inf	-Inf	5.46	3	Vertical	26	1.94
5300MHz	Pass	AV	5.3764G	49.59	54.00	-4.41	5.40	3	Vertical	26	1.94
5300MHz	Pass	PK	5.3032G	122.26	Inf	-Inf	5.45	3	Vertical	26	1.94
5300MHz	Pass	PK	5.3512G	60.71	74.00	-13.29	5.40	3	Vertical	26	1.94
5300MHz	Pass	AV	5.2972G	110.06	Inf	-Inf	5.45	3	Horizontal	14	1.89
5300MHz	Pass	AV	5.3948G	48.61	54.00	-5.39	5.42	3	Horizontal	14	1.89
5300MHz	Pass	PK	5.2984G	122.68	Inf	-Inf	5.46	3	Horizontal	14	1.89
5300MHz	Pass	PK	5.3508G	60.23	74.00	-13.77	5.40	3	Horizontal	14	1.89
5300MHz	Pass	AV	15.88572G	41.49	54.00	-12.51	15.62	3	Vertical	360	1.50
5300MHz	Pass	PK	10.6036G	56.55	74.00	-17.45	15.77	3	Vertical	38	1.63
5300MHz	Pass	PK	15.88644G	53.93	74.00	-20.07	15.63	3	Vertical	360	1.50
5300MHz	Pass	AV	10.60384G	44.72	54.00	-9.28	15.78	3	Horizontal	35	1.49
5300MHz	Pass	AV	15.88656G	41.50	54.00	-12.50	15.63	3	Horizontal	355	2.28
5300MHz	Pass	PK	10.59268G	57.38	68.20	-10.82	15.71	3	Horizontal	35	1.49
5300MHz	Pass	PK	15.89346G	53.56	74.00	-20.44	15.64	3	Horizontal	355	2.28
5320MHz	Pass	AV	5.323G	97.67	Inf	-Inf	5.43	3	Vertical	290	1.50
5320MHz	Pass	AV	5.35G	45.74	54.00	-8.26	5.39	3	Vertical	290	1.50
5320MHz	Pass	PK	5.3228G	109.97	Inf	-Inf	5.43	3	Vertical	290	1.50
5320MHz	Pass	PK	5.3588G	57.66	74.00	-16.34	5.40	3	Vertical	290	1.50
5320MHz	Pass	AV	5.3218G	108.62	Inf	-Inf	5.44	3	Horizontal	14	1.61
5320MHz	Pass	AV	5.35G	53.07	54.00	-0.93	5.39	3	Horizontal	14	1.61
5320MHz	Pass	PK	5.3214G	120.94	Inf	-Inf	5.43	3	Horizontal	14	1.61
5320MHz	Pass	PK	5.35G	65.25	74.00	-8.75	5.39	3	Horizontal	14	1.61
5320MHz	Pass	AV	10.63994G	42.63	54.00	-11.37	15.97	3	Vertical	43	1.46
5320MHz	Pass	AV	15.95598G	41.55	54.00	-12.45	15.87	3	Vertical	-0	1.71
5320MHz	Pass	PK	10.64066G	54.37	74.00	-19.63	15.97	3	Vertical	43	1.46
5320MHz	Pass	PK	15.95736G	54.55	74.00	-19.45	15.87	3	Vertical	-0	1.71
5320MHz	Pass	AV	10.63526G	43.31	54.00	-10.69	15.94	3	Horizontal	35	1.43
5320MHz	Pass	AV	15.95056G	41.18	54.00	-12.82	15.87	3	Horizontal	257	1.50
5320MHz	Pass	PK	10.63358G	56.33	74.00	-17.67	15.92	3	Horizontal	35	1.43
5320MHz	Pass	PK	15.95504G	53.47	74.00	-20.53	15.88	3	Horizontal	257	1.50
5500MHz	Pass	AV	5.4598G	50.22	54.00	-3.78	5.48	3	Vertical	31	1.91
5500MHz	Pass	AV	5.5034G	108.84	Inf	-Inf	5.59	3	Vertical	31	1.91
5500MHz	Pass	PK	5.46G	63.05	74.00	-10.95	5.48	3	Vertical	31	1.91
5500MHz	Pass	PK	5.4694G	67.63	68.20	-0.57	5.51	3	Vertical	31	1.91
5500MHz	Pass	PK	5.5034G	121.32	Inf	-Inf	5.59	3	Vertical	31	1.91
5500MHz	Pass	AV	5.4574G	47.79	54.00	-6.21	5.48	3	Horizontal	16	2.84
5500MHz	Pass	AV	5.4958G	109.21	Inf	-Inf	5.59	3	Horizontal	16	2.84
5500MHz	Pass	PK	5.4556G	60.06	74.00	-13.94	5.48	3	Horizontal	16	2.84
5500MHz	Pass	PK	5.4674G	66.21	68.20	-1.99	5.50	3	Horizontal	16	2.84
5500MHz	Pass	PK	5.5044G	120.81	Inf	-Inf	5.59	3	Horizontal	16	2.84
5500MHz	Pass	AV	11.00336G	44.21	54.00	-9.79	15.79	3	Vertical	353	1.68
5500MHz	Pass	PK	11.00318G	56.86	74.00	-17.14	15.79	3	Vertical	353	1.68
5500MHz	Pass	PK	16.5024G	64.01	68.20	-4.19	16.75	3	Vertical	359	1.57
5500MHz	Pass	AV	11.00384G	43.82	54.00	-10.18	15.79	3	Horizontal	31	1.50
5500MHz	Pass	PK	11.0051G	55.55	74.00	-18.45	15.79	3	Horizontal	31	1.50
5500MHz	Pass	PK	16.50186G	58.38	68.20	-9.82	16.76	3	Horizontal	-0	1.50
5580MHz	Pass	AV	5.439G	46.57	54.00	-7.43	5.46	3	Vertical	30	1.76
5580MHz	Pass	AV	5.5752G	107.11	Inf	-Inf	5.56	3	Vertical	30	1.76
5580MHz	Pass	PK	5.4342G	58.94	74.00	-15.06	5.45	3	Vertical	30	1.76
5580MHz	Pass	PK	5.4696G	58.72	68.20	-9.48	5.51	3	Vertical	30	1.76



Mode	Result	Type	Freq (Hz)	Level (dBuV/m)	Limit (dBuV/m)	Margin (dB)	Factor (dB)	Dist (m)	Condition	Azimuth (°)	Height (m)
5580MHz	Pass	PK	5.5746G	119.46	Inf	-Inf	5.56	3	Vertical	30	1.76
5580MHz	Pass	PK	5.727G	58.39	68.20	-9.81	6.31	3	Vertical	30	1.76
5580MHz	Pass	AV	5.4588G	46.71	54.00	-7.29	5.48	3	Horizontal	19	2.90
5580MHz	Pass	AV	5.5758G	108.75	Inf	-Inf	5.56	3	Horizontal	19	2.90
5580MHz	Pass	PK	5.4444G	58.38	74.00	-15.62	5.46	3	Horizontal	19	2.90
5580MHz	Pass	PK	5.469G	58.43	68.20	-9.77	5.51	3	Horizontal	19	2.90
5580MHz	Pass	PK	5.5758G	120.30	Inf	-Inf	5.56	3	Horizontal	19	2.90
5580MHz	Pass	PK	5.727G	58.84	68.20	-9.36	6.31	3	Horizontal	19	2.90
5580MHz	Pass	AV	11.16318G	46.27	54.00	-7.73	16.08	3	Vertical	351	1.24
5580MHz	Pass	PK	11.16162G	58.73	74.00	-15.27	16.08	3	Vertical	351	1.24
5580MHz	Pass	PK	16.74618G	66.04	68.20	-2.16	16.99	3	Vertical	347	1.41
5580MHz	Pass	AV	11.15454G	46.63	54.00	-7.37	16.08	3	Horizontal	30	1.66
5580MHz	Pass	PK	11.15472G	59.32	74.00	-14.68	16.08	3	Horizontal	30	1.66
5580MHz	Pass	PK	16.74672G	62.68	68.20	-5.52	16.98	3	Horizontal	314	1.62
5700MHz	Pass	AV	5.6976G	107.85	Inf	-Inf	6.11	3	Vertical	9	1.78
5700MHz	Pass	PK	5.6968G	119.44	Inf	-Inf	6.10	3	Vertical	9	1.78
5700MHz	Pass	PK	5.7256G	67.24	68.20	-0.96	6.30	3	Vertical	9	1.78
5700MHz	Pass	AV	5.7032G	108.18	Inf	-Inf	6.16	3	Horizontal	32	2.28
5700MHz	Pass	PK	5.7044G	119.89	Inf	-Inf	6.17	3	Horizontal	32	2.28
5700MHz	Pass	PK	5.7256G	67.07	68.20	-1.13	6.30	3	Horizontal	32	2.28
5700MHz	Pass	AV	11.39622G	43.44	54.00	-10.56	16.32	3	Vertical	26	1.58
5700MHz	Pass	PK	11.39634G	54.69	74.00	-19.31	16.32	3	Vertical	26	1.58
5700MHz	Pass	PK	17.10954G	53.59	68.20	-14.61	17.41	3	Vertical	19	1.50
5700MHz	Pass	AV	11.39586G	43.63	54.00	-10.37	16.32	3	Horizontal	350	1.89
5700MHz	Pass	PK	11.3964G	55.73	74.00	-18.27	16.32	3	Horizontal	350	1.89
5700MHz	Pass	PK	17.1084G	53.74	68.20	-14.46	17.42	3	Horizontal	344	1.30
5720MHz Straddle 5.47-5.725GHz	Pass	AV	5.4488G	46.45	54.00	-7.55	5.46	3	Vertical	10	1.86
5720MHz Straddle 5.47-5.725GHz	Pass	AV	5.7176G	112.50	Inf	-Inf	6.26	3	Vertical	10	1.86
5720MHz Straddle 5.47-5.725GHz	Pass	PK	5.4236G	58.68	74.00	-15.32	5.44	3	Vertical	10	1.86
5720MHz Straddle 5.47-5.725GHz	Pass	PK	5.4668G	57.81	68.20	-10.39	5.50	3	Vertical	10	1.86
5720MHz Straddle 5.47-5.725GHz	Pass	PK	5.7272G	123.45	Inf	-Inf	6.31	3	Vertical	10	1.86
5720MHz Straddle 5.47-5.725GHz	Pass	PK	5.8844G	61.30	68.20	-6.90	7.10	3	Vertical	10	1.86
5720MHz Straddle 5.47-5.725GHz	Pass	AV	5.4596G	47.08	54.00	-6.92	5.48	3	Horizontal	31	2.28
5720MHz Straddle 5.47-5.725GHz	Pass	AV	5.7224G	112.76	Inf	-Inf	6.28	3	Horizontal	31	2.28
5720MHz Straddle 5.47-5.725GHz	Pass	PK	5.4428G	58.88	74.00	-15.12	5.46	3	Horizontal	31	2.28
5720MHz Straddle 5.47-5.725GHz	Pass	PK	5.462G	58.42	68.20	-9.78	5.49	3	Horizontal	31	2.28
5720MHz Straddle 5.47-5.725GHz	Pass	PK	5.7236G	124.57	Inf	-Inf	6.29	3	Horizontal	31	2.28
5720MHz Straddle 5.47-5.725GHz	Pass	PK	5.9456G	60.70	68.20	-7.50	7.11	3	Horizontal	31	2.28
5720MHz Straddle 5.47-5.725GHz	Pass	AV	11.43688G	45.00	54.00	-9.00	16.27	3	Vertical	26	1.57
5720MHz Straddle 5.47-5.725GHz	Pass	PK	11.43676G	55.73	74.00	-18.27	16.27	3	Vertical	26	1.57
5720MHz Straddle 5.47-5.725GHz	Pass	PK	17.15814G	59.48	68.20	-8.72	17.51	3	Vertical	-0	1.50
5720MHz Straddle 5.47-5.725GHz	Pass	AV	11.43988G	43.88	54.00	-10.12	16.26	3	Horizontal	29	1.47
5720MHz Straddle 5.47-5.725GHz	Pass	PK	11.43994G	54.72	74.00	-19.28	16.26	3	Horizontal	29	1.47
5720MHz Straddle 5.47-5.725GHz	Pass	PK	17.16798G	58.75	68.20	-9.45	17.51	3	Horizontal	34	1.46
802.11ax HEW40_Nss1,(MCS0)_2TX	-	-	-	-	-	-	-	-	-	-	-
5270MHz	Pass	AV	5.2632G	107.58	Inf	-Inf	5.37	3	Vertical	25	1.74
5270MHz	Pass	AV	5.3516G	52.54	54.00	-1.46	5.40	3	Vertical	25	1.74
5270MHz	Pass	PK	5.272G	120.38	Inf	-Inf	5.39	3	Vertical	25	1.74
5270MHz	Pass	PK	5.3532G	65.19	74.00	-8.81	5.40	3	Vertical	25	1.74
5270MHz	Pass	AV	5.2676G	107.81	Inf	-Inf	5.39	3	Horizontal	15	1.75
5270MHz	Pass	AV	5.35G	51.66	54.00	-2.34	5.39	3	Horizontal	15	1.75
5270MHz	Pass	PK	5.2748G	119.32	Inf	-Inf	5.40	3	Horizontal	15	1.75
5270MHz	Pass	PK	5.3504G	65.86	74.00	-8.14	5.40	3	Horizontal	15	1.75
5270MHz	Pass	AV	15.79872G	43.59	54.00	-10.41	15.61	3	Vertical	348	1.50
5270MHz	Pass	PK	10.55836G	54.17	68.20	-14.03	15.47	3	Vertical	37	1.63
5270MHz	Pass	PK	15.81024G	55.26	74.00	-18.74	15.57	3	Vertical	348	1.50
5270MHz	Pass	AV	15.79992G	45.51	54.00	-8.49	15.60	3	Horizontal	85	1.71
5270MHz	Pass	PK	10.56472G	54.25	68.20	-13.95	15.52	3	Horizontal	32	1.30
5270MHz	Pass	PK	15.8082G	58.22	74.00	-15.78	15.57	3	Horizontal	85	1.71
5310MHz	Pass	AV	5.3072G	103.43	Inf	-Inf	5.46	3	Vertical	30	1.71
5310MHz	Pass	AV	5.35G	53.24	54.00	-0.76	5.39	3	Vertical	30	1.71
5310MHz	Pass	PK	5.308G	115.52	Inf	-Inf	5.45	3	Vertical	30	1.71



Mode	Result	Type	Freq (Hz)	Level (dBuV/m)	Limit (dBuV/m)	Margin (dB)	Factor (dB)	Dist (m)	Condition	Azimuth (°)	Height (m)
5310MHz	Pass	PK	5.35G	65.27	74.00	-8.73	5.39	3	Vertical	30	1.71
5310MHz	Pass	AV	5.3028G	102.94	Inf	-Inf	5.45	3	Horizontal	18	1.90
5310MHz	Pass	AV	5.35G	51.13	54.00	-2.87	5.39	3	Horizontal	18	1.90
5310MHz	Pass	PK	5.3136G	115.47	Inf	-Inf	5.44	3	Horizontal	18	1.90
5310MHz	Pass	PK	5.35G	63.87	74.00	-10.13	5.39	3	Horizontal	18	1.90
5310MHz	Pass	AV	10.61988G	41.37	54.00	-12.63	15.86	3	Vertical	352	1.50
5310MHz	Pass	AV	15.90936G	41.27	54.00	-12.73	15.71	3	Vertical	143	1.93
5310MHz	Pass	PK	10.62468G	52.35	74.00	-21.65	15.89	3	Vertical	352	1.50
5310MHz	Pass	PK	15.94296G	54.28	74.00	-19.72	15.83	3	Vertical	143	1.93
5310MHz	Pass	AV	10.6038G	41.15	54.00	-12.85	15.78	3	Horizontal	34	1.50
5310MHz	Pass	AV	15.94224G	41.20	54.00	-12.80	15.84	3	Horizontal	254	1.50
5310MHz	Pass	PK	10.63344G	52.76	74.00	-21.24	15.92	3	Horizontal	34	1.50
5310MHz	Pass	PK	15.91416G	53.98	74.00	-20.02	15.74	3	Horizontal	254	1.50
5510MHz	Pass	AV	5.4588G	48.54	54.00	-5.46	5.48	3	Vertical	28	1.87
5510MHz	Pass	AV	5.514G	104.89	Inf	-Inf	5.58	3	Vertical	28	1.87
5510MHz	Pass	PK	5.4556G	60.18	74.00	-13.82	5.48	3	Vertical	28	1.87
5510MHz	Pass	PK	5.4696G	67.20	68.20	-1.00	5.51	3	Vertical	28	1.87
5510MHz	Pass	PK	5.5044G	116.10	Inf	-Inf	5.59	3	Vertical	28	1.87
5510MHz	Pass	AV	5.4596G	47.76	54.00	-6.24	5.48	3	Horizontal	16	2.95
5510MHz	Pass	AV	5.5156G	105.40	Inf	-Inf	5.58	3	Horizontal	16	2.95
5510MHz	Pass	PK	5.458G	58.95	74.00	-15.05	5.49	3	Horizontal	16	2.95
5510MHz	Pass	PK	5.4692G	65.45	68.20	-2.75	5.51	3	Horizontal	16	2.95
5510MHz	Pass	PK	5.5136G	117.13	Inf	-Inf	5.58	3	Horizontal	16	2.95
5510MHz	Pass	AV	11.02336G	41.80	54.00	-12.20	15.80	3	Vertical	353	1.76
5510MHz	Pass	PK	11.01232G	53.66	74.00	-20.34	15.79	3	Vertical	353	1.76
5510MHz	Pass	PK	16.52088G	54.08	68.20	-14.12	16.65	3	Vertical	360	1.50
5510MHz	Pass	AV	11.02408G	41.91	54.00	-12.09	15.80	3	Horizontal	29	1.53
5510MHz	Pass	PK	11.01412G	53.44	74.00	-20.56	15.80	3	Horizontal	29	1.53
5510MHz	Pass	PK	16.50372G	53.90	68.20	-14.30	16.75	3	Horizontal	348	1.50
5550MHz	Pass	AV	5.4596G	49.26	54.00	-4.74	5.48	3	Vertical	29	1.69
5550MHz	Pass	AV	5.5436G	106.21	Inf	-Inf	5.55	3	Vertical	29	1.69
5550MHz	Pass	PK	5.4596G	61.40	74.00	-12.60	5.48	3	Vertical	29	1.69
5550MHz	Pass	PK	5.464G	64.11	68.20	-4.09	5.50	3	Vertical	29	1.69
5550MHz	Pass	PK	5.5428G	118.02	Inf	-Inf	5.55	3	Vertical	29	1.69
5550MHz	Pass	AV	5.46G	48.84	54.00	-5.16	5.48	3	Horizontal	16	2.94
5550MHz	Pass	AV	5.5448G	107.73	Inf	-Inf	5.55	3	Horizontal	16	2.94
5550MHz	Pass	PK	5.4564G	60.64	74.00	-13.36	5.48	3	Horizontal	16	2.94
5550MHz	Pass	PK	5.47G	64.85	68.20	-3.35	5.51	3	Horizontal	16	2.94
5550MHz	Pass	PK	5.5452G	119.70	Inf	-Inf	5.55	3	Horizontal	16	2.94
5550MHz	Pass	AV	11.0946G	43.74	54.00	-10.26	15.94	3	Vertical	10	1.57
5550MHz	Pass	PK	11.10348G	55.01	74.00	-18.99	15.96	3	Vertical	10	1.57
5550MHz	Pass	PK	16.66404G	63.57	68.20	-4.63	16.96	3	Vertical	2	1.62
5550MHz	Pass	AV	11.10468G	44.51	54.00	-9.49	15.96	3	Horizontal	30	1.64
5550MHz	Pass	PK	11.10372G	57.27	74.00	-16.73	15.96	3	Horizontal	30	1.64
5550MHz	Pass	PK	16.65492G	61.42	68.20	-6.78	16.95	3	Horizontal	311	1.54
5670MHz	Pass	AV	5.6724G	105.67	Inf	-Inf	5.91	3	Vertical	12	1.87
5670MHz	Pass	PK	5.6724G	117.50	Inf	-Inf	5.91	3	Vertical	12	1.87
5670MHz	Pass	PK	5.7264G	65.36	68.20	-2.84	6.31	3	Vertical	12	1.87
5670MHz	Pass	AV	5.6784G	105.86	Inf	-Inf	5.96	3	Horizontal	32	2.39
5670MHz	Pass	PK	5.6778G	118.06	Inf	-Inf	5.95	3	Horizontal	32	2.39
5670MHz	Pass	PK	5.7282G	62.51	68.20	-5.69	6.32	3	Horizontal	32	2.39
5670MHz	Pass	AV	11.34012G	43.68	54.00	-10.32	16.29	3	Vertical	350	1.71
5670MHz	Pass	PK	11.34168G	55.73	74.00	-18.27	16.29	3	Vertical	350	1.71
5670MHz	Pass	PK	16.99428G	53.41	68.20	-14.79	17.15	3	Vertical	186	2.98
5670MHz	Pass	AV	11.33148G	42.09	54.00	-11.91	16.28	3	Horizontal	9	3.00
5670MHz	Pass	PK	11.35104G	53.85	74.00	-20.15	16.29	3	Horizontal	9	3.00
5670MHz	Pass	PK	16.9998G	53.93	68.20	-14.27	17.18	3	Horizontal	249	1.50
5710MHz Straddle 5.47-5.725GHz	Pass	AV	5.46G	46.54	54.00	-7.46	5.48	3	Vertical	9	1.85
5710MHz Straddle 5.47-5.725GHz	Pass	AV	5.7076G	109.71	Inf	-Inf	6.19	3	Vertical	9	1.85
5710MHz Straddle 5.47-5.725GHz	Pass	PK	5.46G	58.20	74.00	-15.80	5.48	3	Vertical	9	1.85
5710MHz Straddle 5.47-5.725GHz	Pass	PK	5.4604G	58.20	68.20	-10.00	5.48	3	Vertical	9	1.85
5710MHz Straddle 5.47-5.725GHz	Pass	PK	5.7172G	121.05	Inf	-Inf	6.25	3	Vertical	9	1.85



RSE TX above 1GHz_Non-Beamforming_Radio 2

Appendix D.1

Mode	Result	Type	Freq (Hz)	Level (dBuV/m)	Limit (dBuV/m)	Margin (dB)	Factor (dB)	Dist (m)	Condition	Azimuth (°)	Height (m)
5710MHz Straddle 5.47-5.725GHz	Pass	PK	5.8708G	61.28	68.20	-6.92	7.03	3	Vertical	9	1.85
5710MHz Straddle 5.47-5.725GHz	Pass	AV	5.46G	47.26	54.00	-6.74	5.48	3	Horizontal	32	2.28
5710MHz Straddle 5.47-5.725GHz	Pass	AV	5.7028G	109.42	Inf	-Inf	6.16	3	Horizontal	32	2.28
5710MHz Straddle 5.47-5.725GHz	Pass	PK	5.4508G	59.03	74.00	-14.97	5.47	3	Horizontal	32	2.28
5710MHz Straddle 5.47-5.725GHz	Pass	PK	5.4604G	58.87	68.20	-9.33	5.48	3	Horizontal	32	2.28
5710MHz Straddle 5.47-5.725GHz	Pass	PK	5.7136G	120.39	Inf	-Inf	6.22	3	Horizontal	32	2.28
5710MHz Straddle 5.47-5.725GHz	Pass	PK	5.8516G	60.93	68.20	-7.27	6.94	3	Horizontal	32	2.28
5710MHz Straddle 5.47-5.725GHz	Pass	AV	11.41628G	43.50	54.00	-10.50	16.29	3	Vertical	25	1.67
5710MHz Straddle 5.47-5.725GHz	Pass	PK	11.4152G	54.81	74.00	-19.19	16.29	3	Vertical	25	1.67
5710MHz Straddle 5.47-5.725GHz	Pass	PK	17.1498G	58.20	68.20	-10.00	17.50	3	Vertical	360	1.50
5710MHz Straddle 5.47-5.725GHz	Pass	AV	11.41628G	43.69	54.00	-10.31	16.29	3	Horizontal	349	1.93
5710MHz Straddle 5.47-5.725GHz	Pass	PK	11.4104G	55.11	74.00	-18.89	16.30	3	Horizontal	349	1.93
5710MHz Straddle 5.47-5.725GHz	Pass	PK	17.14908G	55.97	68.20	-12.23	17.50	3	Horizontal	356	1.50
802.11ax HEW80_Nss1.(MCS0)_2TX	-	-	-	-	-	-	-	-	-	-	-
5290MHz	Pass	AV	5.149G	46.45	54.00	-7.55	5.27	3	Vertical	30	1.93
5290MHz	Pass	AV	5.297G	100.20	Inf	-Inf	5.45	3	Vertical	30	1.93
5290MHz	Pass	AV	5.35G	53.82	54.00	-0.18	5.39	3	Vertical	30	1.93
5290MHz	Pass	PK	5.136G	58.85	74.00	-15.15	5.29	3	Vertical	30	1.93
5290MHz	Pass	PK	5.287G	112.81	Inf	-Inf	5.43	3	Vertical	30	1.93
5290MHz	Pass	PK	5.359G	65.27	74.00	-8.73	5.40	3	Vertical	30	1.93
5290MHz	Pass	PK	5.504G	58.36	68.20	-9.84	5.59	3	Vertical	30	1.93
5290MHz	Pass	AV	5.124G	46.28	54.00	-7.72	5.31	3	Horizontal	17	1.65
5290MHz	Pass	AV	5.292G	99.69	Inf	-Inf	5.43	3	Horizontal	17	1.65
5290MHz	Pass	AV	5.352G	52.16	54.00	-1.84	5.40	3	Horizontal	17	1.65
5290MHz	Pass	PK	5.144G	57.71	74.00	-16.29	5.28	3	Horizontal	17	1.65
5290MHz	Pass	PK	5.301G	111.57	Inf	-Inf	5.46	3	Horizontal	17	1.65
5290MHz	Pass	PK	5.351G	63.51	74.00	-10.49	5.40	3	Horizontal	17	1.65
5290MHz	Pass	PK	5.506G	59.26	68.20	-8.94	5.60	3	Horizontal	17	1.65
5290MHz	Pass	AV	15.83928G	41.73	54.00	-12.27	15.51	3	Vertical	342	2.70
5290MHz	Pass	PK	10.59464G	52.22	68.20	-15.98	15.73	3	Vertical	351	1.50
5290MHz	Pass	PK	15.82344G	53.58	74.00	-20.42	15.54	3	Vertical	342	2.70
5290MHz	Pass	AV	15.84168G	41.71	54.00	-12.29	15.50	3	Horizontal	256	2.46
5290MHz	Pass	PK	10.59392G	52.35	68.20	-15.85	15.72	3	Horizontal	35	1.78
5290MHz	Pass	PK	15.82728G	54.01	74.00	-19.99	15.53	3	Horizontal	256	2.46
5530MHz	Pass	AV	5.35G	46.09	54.00	-7.91	5.39	3	Vertical	27	1.81
5530MHz	Pass	AV	5.459G	53.44	54.00	-0.56	5.48	3	Vertical	27	1.81
5530MHz	Pass	AV	5.519G	100.37	Inf	-Inf	5.58	3	Vertical	27	1.81
5530MHz	Pass	PK	5.334G	58.03	68.20	-10.17	5.41	3	Vertical	27	1.81
5530MHz	Pass	PK	5.458G	66.15	74.00	-7.85	5.49	3	Vertical	27	1.81
5530MHz	Pass	PK	5.47G	66.35	68.20	-1.85	5.51	3	Vertical	27	1.81
5530MHz	Pass	PK	5.519G	112.41	Inf	-Inf	5.58	3	Vertical	27	1.81
5530MHz	Pass	PK	5.767G	60.14	68.20	-8.06	6.58	3	Vertical	27	1.81
5530MHz	Pass	AV	5.35G	45.69	54.00	-8.31	5.39	3	Horizontal	14	2.91
5530MHz	Pass	AV	5.46G	52.46	54.00	-1.54	5.48	3	Horizontal	14	2.91
5530MHz	Pass	AV	5.54G	101.18	Inf	-Inf	5.56	3	Horizontal	14	2.91
5530MHz	Pass	PK	5.334G	57.98	68.20	-10.22	5.41	3	Horizontal	14	2.91
5530MHz	Pass	PK	5.45G	63.69	74.00	-10.31	5.46	3	Horizontal	14	2.91
5530MHz	Pass	PK	5.47G	65.39	68.20	-2.81	5.51	3	Horizontal	14	2.91
5530MHz	Pass	PK	5.54G	112.29	Inf	-Inf	5.56	3	Horizontal	14	2.91
5530MHz	Pass	PK	5.753G	58.90	68.20	-9.30	6.49	3	Horizontal	14	2.91
5530MHz	Pass	AV	11.11424G	40.33	54.00	-13.67	15.98	3	Vertical	350	1.82
5530MHz	Pass	PK	11.09864G	52.03	74.00	-21.97	15.95	3	Vertical	350	1.82
5530MHz	Pass	PK	16.64328G	53.89	68.20	-14.31	16.86	3	Vertical	78	1.56
5530MHz	Pass	AV	11.08424G	41.06	54.00	-12.94	15.91	3	Horizontal	32	1.77
5530MHz	Pass	PK	11.0924G	52.73	74.00	-21.27	15.92	3	Horizontal	32	1.77
5530MHz	Pass	PK	16.5624G	53.70	68.20	-14.50	16.47	3	Horizontal	343	1.50
5610MHz	Pass	AV	5.46G	52.07	54.00	-1.93	5.48	3	Vertical	27	1.85
5610MHz	Pass	AV	5.59G	100.86	Inf	-Inf	5.57	3	Vertical	27	1.85
5610MHz	Pass	PK	5.458G	64.70	74.00	-9.30	5.49	3	Vertical	27	1.85
5610MHz	Pass	PK	5.469G	66.69	68.20	-1.51	5.51	3	Vertical	27	1.85
5610MHz	Pass	PK	5.611G	111.93	Inf	-Inf	5.61	3	Vertical	27	1.85
5610MHz	Pass	PK	5.725G	67.02	68.20	-1.18	6.30	3	Vertical	27	1.85



RSE TX above 1GHz_Non-Beamforming_Radio 2

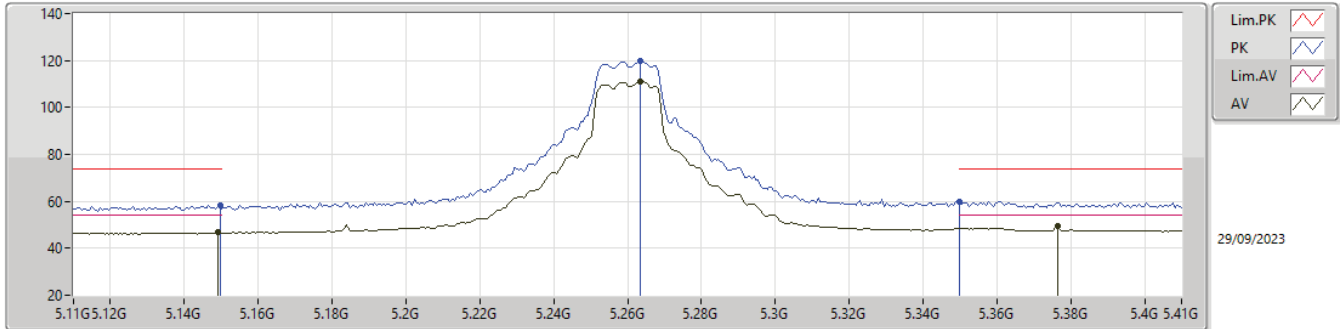
Appendix D.1

Mode	Result	Type	Freq (Hz)	Level (dBuV/m)	Limit (dBuV/m)	Margin (dB)	Factor (dB)	Dist (m)	Condition	Azimuth (°)	Height (m)
5610MHz	Pass	AV	5.46G	51.12	54.00	-2.88	5.48	3	Horizontal	17	3.00
5610MHz	Pass	AV	5.59G	102.39	Inf	-Inf	5.57	3	Horizontal	17	3.00
5610MHz	Pass	PK	5.459G	62.83	74.00	-11.17	5.48	3	Horizontal	17	3.00
5610MHz	Pass	PK	5.469G	64.10	68.20	-4.10	5.51	3	Horizontal	17	3.00
5610MHz	Pass	PK	5.619G	113.76	Inf	-Inf	5.63	3	Horizontal	17	3.00
5610MHz	Pass	PK	5.73G	65.31	68.20	-2.89	6.33	3	Horizontal	17	3.00
5610MHz	Pass	AV	11.22072G	42.51	54.00	-11.49	16.15	3	Vertical	352	1.50
5610MHz	Pass	PK	11.21136G	54.05	74.00	-19.95	16.13	3	Vertical	352	1.50
5610MHz	Pass	PK	16.80528G	59.29	68.20	-8.91	16.90	3	Vertical	347	1.45
5610MHz	Pass	AV	11.20512G	43.03	54.00	-10.97	16.12	3	Horizontal	32	1.67
5610MHz	Pass	PK	11.22456G	54.18	74.00	-19.82	16.16	3	Horizontal	32	1.67
5610MHz	Pass	PK	16.8552G	58.47	68.20	-9.73	16.90	3	Horizontal	80	1.50
5690MHz Straddle 5.47-5.725GHz	Pass	AV	5.4596G	47.26	54.00	-6.74	5.48	3	Vertical	10	1.90
5690MHz Straddle 5.47-5.725GHz	Pass	AV	5.6924G	103.12	Inf	-Inf	6.07	3	Vertical	10	1.90
5690MHz Straddle 5.47-5.725GHz	Pass	PK	5.426G	59.55	74.00	-14.45	5.44	3	Vertical	10	1.90
5690MHz Straddle 5.47-5.725GHz	Pass	PK	5.4656G	61.01	68.20	-7.19	5.50	3	Vertical	10	1.90
5690MHz Straddle 5.47-5.725GHz	Pass	PK	5.6924G	115.01	Inf	-Inf	6.07	3	Vertical	10	1.90
5690MHz Straddle 5.47-5.725GHz	Pass	PK	5.8532G	67.01	68.20	-1.19	6.95	3	Vertical	10	1.90
5690MHz Straddle 5.47-5.725GHz	Pass	AV	5.4596G	46.90	54.00	-7.10	5.48	3	Horizontal	28	2.18
5690MHz Straddle 5.47-5.725GHz	Pass	AV	5.6888G	103.27	Inf	-Inf	6.04	3	Horizontal	28	2.18
5690MHz Straddle 5.47-5.725GHz	Pass	PK	5.414G	58.95	74.00	-15.05	5.43	3	Horizontal	28	2.18
5690MHz Straddle 5.47-5.725GHz	Pass	PK	5.468G	59.34	68.20	-8.86	5.51	3	Horizontal	28	2.18
5690MHz Straddle 5.47-5.725GHz	Pass	PK	5.6876G	115.56	Inf	-Inf	6.03	3	Horizontal	28	2.18
5690MHz Straddle 5.47-5.725GHz	Pass	PK	5.8676G	61.78	68.20	-6.42	7.02	3	Horizontal	28	2.18
5690MHz Straddle 5.47-5.725GHz	Pass	AV	11.37976G	42.21	54.00	-11.79	16.31	3	Vertical	350	1.74
5690MHz Straddle 5.47-5.725GHz	Pass	PK	11.37088G	53.23	74.00	-20.77	16.30	3	Vertical	350	1.74
5690MHz Straddle 5.47-5.725GHz	Pass	PK	17.02128G	54.19	68.20	-14.01	17.35	3	Vertical	-0	1.50
5690MHz Straddle 5.47-5.725GHz	Pass	AV	11.36608G	41.89	54.00	-12.11	16.30	3	Horizontal	350	1.92
5690MHz Straddle 5.47-5.725GHz	Pass	PK	11.35792G	53.55	74.00	-20.45	16.29	3	Horizontal	350	1.92
5690MHz Straddle 5.47-5.725GHz	Pass	PK	17.01864G	54.15	68.20	-14.05	17.33	3	Horizontal	332	1.14



5.25-5.35GHz_802.11a_Nss1,(6Mbps)_2TX

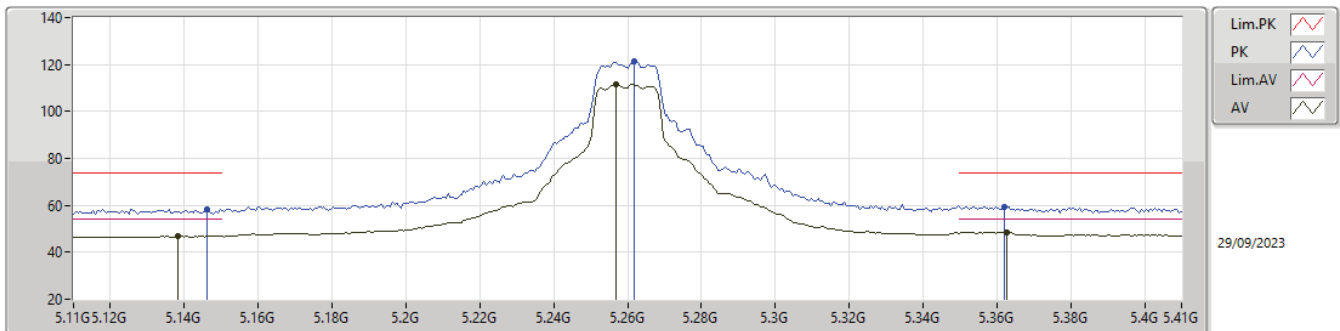
5260MHz_TX



Type	Freq (Hz)	Level (dBuV/m)	Limit (dBuV/m)	Margin (dB)	Factor (dB)	Dist (m)	Condition	Azimuth (°)	Height (m)	Raw (dBuV)	AF (dB)	CL (dB)	PA (dB)
AV	5.149G	46.64	54.00	-7.36	5.27	3	Vertical	28	1.74	41.37	33.00	6.41	34.14
AV	5.2636G	111.21	Inf	-Inf	5.37	3	Vertical	28	1.74	105.84	33.03	6.49	34.15
AV	5.3764G	49.46	54.00	-4.54	5.40	3	Vertical	28	1.74	44.06	33.00	6.57	34.17
PK	5.1496G	58.31	74.00	-15.69	5.27	3	Vertical	28	1.74	53.04	33.00	6.41	34.14
PK	5.2636G	120.00	Inf	-Inf	5.37	3	Vertical	28	1.74	114.63	33.03	6.49	34.15
PK	5.35G	59.96	74.00	-14.04	5.39	3	Vertical	28	1.74	54.57	33.00	6.55	34.16

5.25-5.35GHz_802.11a_Nss1,(6Mbps)_2TX

5260MHz_TX

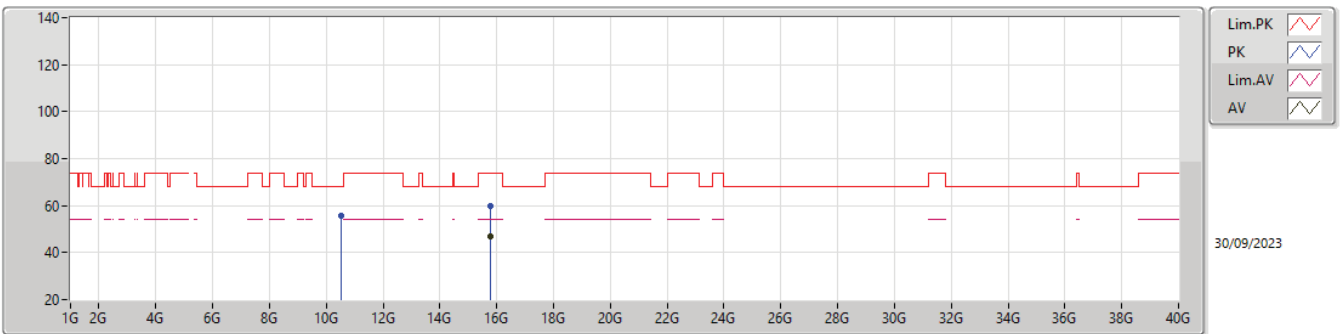


Type	Freq (Hz)	Level (dBuV/m)	Limit (dBuV/m)	Margin (dB)	Factor (dB)	Dist (m)	Condition	Azimuth (°)	Height (m)	Raw (dBuV)	AF (dB)	CL (dB)	PA (dB)
AV	5.1382G	46.92	54.00	-7.08	5.28	3	Horizontal	18	1.81	41.64	33.02	6.40	34.14
AV	5.257G	111.42	Inf	-Inf	5.35	3	Horizontal	18	1.81	106.07	33.01	6.49	34.15
AV	5.3626G	48.65	54.00	-5.35	5.40	3	Horizontal	18	1.81	43.25	33.00	6.56	34.16
PK	5.146G	58.53	74.00	-15.47	5.28	3	Horizontal	18	1.81	53.25	33.01	6.41	34.14
PK	5.2618G	121.28	Inf	-Inf	5.36	3	Horizontal	18	1.81	115.92	33.02	6.49	34.15
PK	5.362G	59.54	74.00	-14.46	5.40	3	Horizontal	18	1.81	54.14	33.00	6.56	34.16



5.25-5.35GHz_802.11a_Nss1,(6Mbps)_2TX

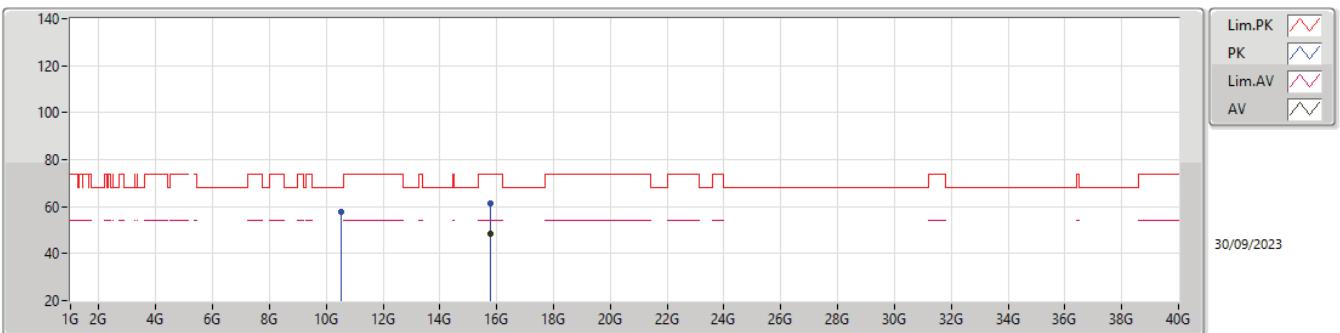
5260MHz_TX



Type	Freq (Hz)	Level (dBuV/m)	Limit (dBuV/m)	Margin (dB)	Factor (dB)	Dist (m)	Condition	Azimuth (°)	Height (m)	Raw (dBuV)	AF (dB)	CL (dB)	PA (dB)
AV	15.77886G	46.96	54.00	-7.04	15.76	3	Vertical	356	1.68	31.20	37.97	12.30	34.51
PK	10.51628G	55.78	68.20	-12.42	15.37	3	Vertical	38	1.11	40.41	38.80	11.07	34.50
PK	15.78378G	59.89	74.00	-14.11	15.73	3	Vertical	356	1.68	44.16	37.93	12.31	34.51

5.25-5.35GHz_802.11a_Nss1,(6Mbps)_2TX

5260MHz_TX

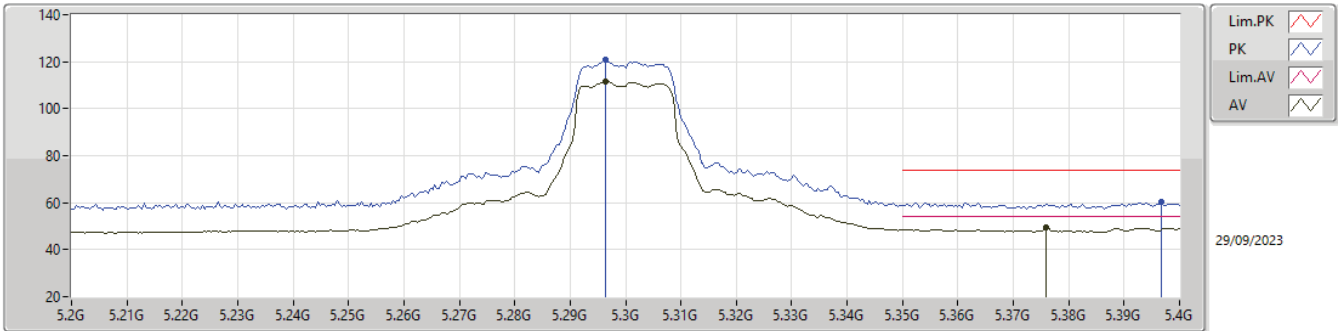


Type	Freq (Hz)	Level (dBuV/m)	Limit (dBuV/m)	Margin (dB)	Factor (dB)	Dist (m)	Condition	Azimuth (°)	Height (m)	Raw (dBuV)	AF (dB)	CL (dB)	PA (dB)
AV	15.7794G	48.60	54.00	-5.40	15.75	3	Horizontal	85	1.69	32.85	37.96	12.30	34.51
PK	10.52174G	57.78	68.20	-10.42	15.38	3	Horizontal	66	1.62	42.40	38.80	11.07	34.49
PK	15.77964G	61.18	74.00	-12.82	15.75	3	Horizontal	85	1.69	45.43	37.96	12.30	34.51



5.25-5.35GHz_802.11a_Nss1,(6Mbps)_2TX

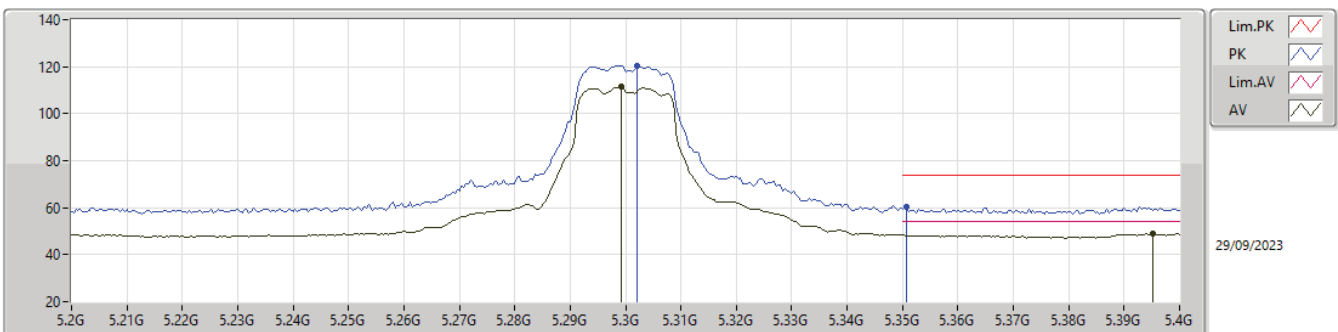
5300MHz_TX



Type	Freq (Hz)	Level (dBuV/m)	Limit (dBuV/m)	Margin (dB)	Factor (dB)	Dist (m)	Condition	Azimuth (°)	Height (m)	Raw (dBuV)	AF (dB)	CL (dB)	PA (dB)
AV	5.2964G	111.35	Inf	-Inf	5.45	3	Vertical	30	1.74	105.90	33.09	6.52	34.16
AV	5.376G	49.72	54.00	-4.28	5.40	3	Vertical	30	1.74	44.32	33.00	6.57	34.17
PK	5.2964G	120.68	Inf	-Inf	5.45	3	Vertical	30	1.74	115.23	33.09	6.52	34.16
PK	5.3968G	60.24	74.00	-13.76	5.42	3	Vertical	30	1.74	54.82	33.00	6.59	34.17

5.25-5.35GHz_802.11a_Nss1,(6Mbps)_2TX

5300MHz_TX

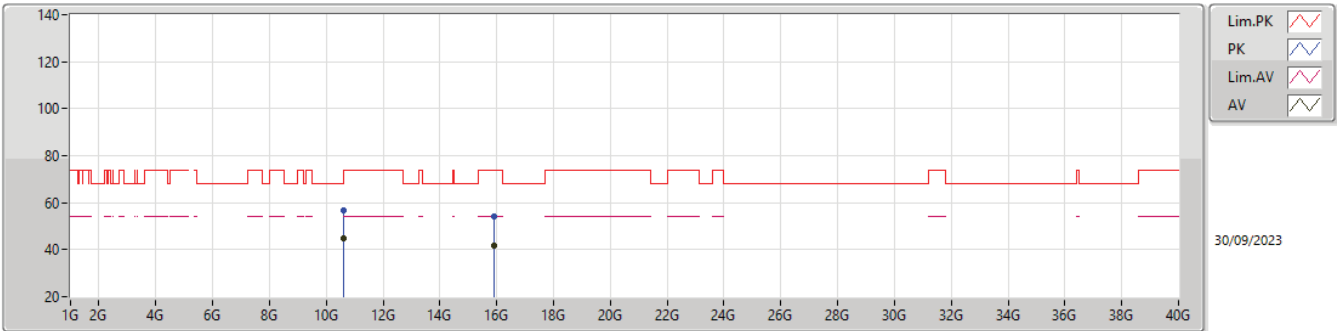


Type	Freq (Hz)	Level (dBuV/m)	Limit (dBuV/m)	Margin (dB)	Factor (dB)	Dist (m)	Condition	Azimuth (°)	Height (m)	Raw (dBuV)	AF (dB)	CL (dB)	PA (dB)
AV	5.2992G	111.31	Inf	-Inf	5.46	3	Horizontal	16	1.91	105.85	33.10	6.52	34.16
AV	5.3952G	48.90	54.00	-5.10	5.42	3	Horizontal	16	1.91	43.48	33.00	6.59	34.17
PK	5.302G	120.55	Inf	-Inf	5.46	3	Horizontal	16	1.91	115.09	33.10	6.52	34.16
PK	5.3508G	60.27	74.00	-13.73	5.40	3	Horizontal	16	1.91	54.87	33.00	6.56	34.16



5.25-5.35GHz_802.11a_Nss1,(6Mbps)_2TX

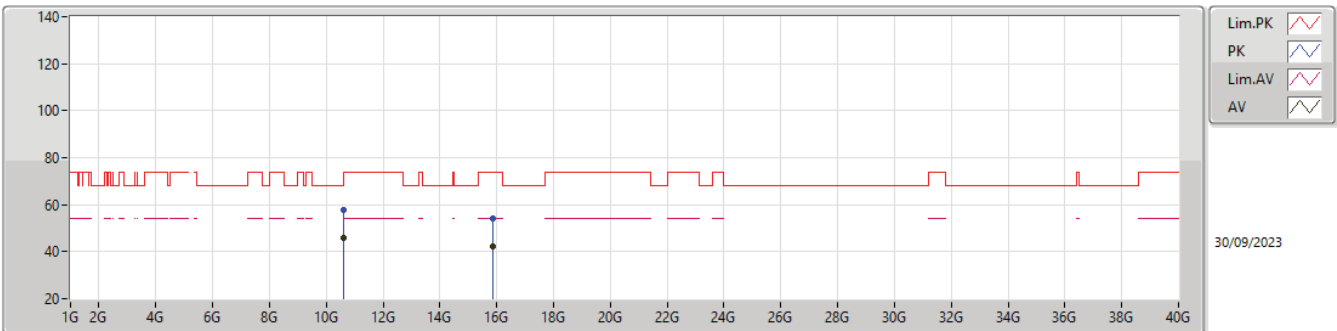
5300MHz_TX



Type	Freq (Hz)	Level (dBuV/m)	Limit (dBuV/m)	Margin (dB)	Factor (dB)	Dist (m)	Condition	Azimuth (°)	Height (m)	Raw (dBuV)	AF (dB)	CL (dB)	PA (dB)
AV	10.60168G	45.02	54.00	-8.98	15.77	3	Vertical	40	1.25	29.25	39.11	11.10	34.44
AV	15.89844G	41.96	54.00	-12.04	15.67	3	Vertical	2	1.50	26.29	37.89	12.38	34.60
PK	10.60144G	56.93	74.00	-17.07	15.77	3	Vertical	40	1.25	41.16	39.11	11.10	34.44
PK	15.90126G	54.17	74.00	-19.83	15.69	3	Vertical	2	1.50	38.48	37.91	12.38	34.60

5.25-5.35GHz_802.11a_Nss1,(6Mbps)_2TX

5300MHz_TX

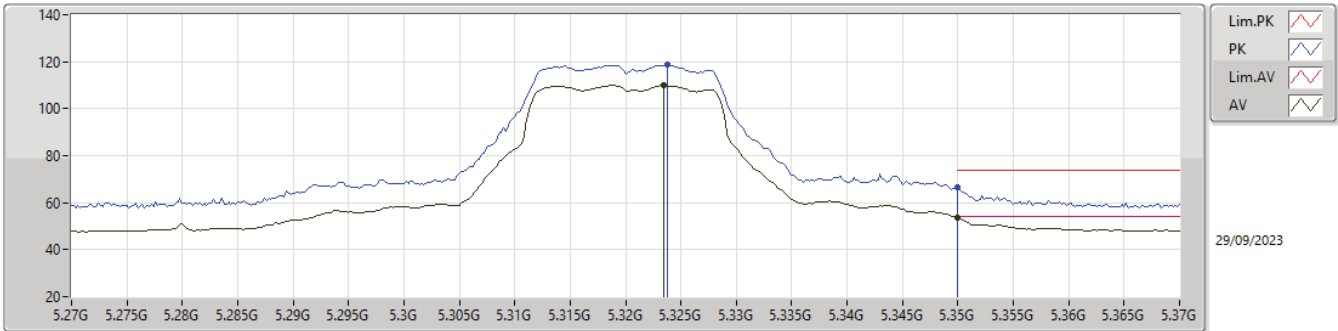


Type	Freq (Hz)	Level (dBuV/m)	Limit (dBuV/m)	Margin (dB)	Factor (dB)	Dist (m)	Condition	Azimuth (°)	Height (m)	Raw (dBuV)	AF (dB)	CL (dB)	PA (dB)
AV	10.60216G	45.84	54.00	-8.16	15.77	3	Horizontal	36	1.50	30.07	39.11	11.10	34.44
AV	15.88524G	42.01	54.00	-11.99	15.62	3	Horizontal	-0	2.21	26.39	37.84	12.37	34.59
PK	10.60222G	57.60	74.00	-16.40	15.77	3	Horizontal	36	1.50	41.83	39.11	11.10	34.44
PK	15.88656G	53.90	74.00	-20.10	15.63	3	Horizontal	-0	2.21	38.27	37.85	12.37	34.59



5.25-5.35GHz_802.11a_Nss1,(6Mbps)_2TX

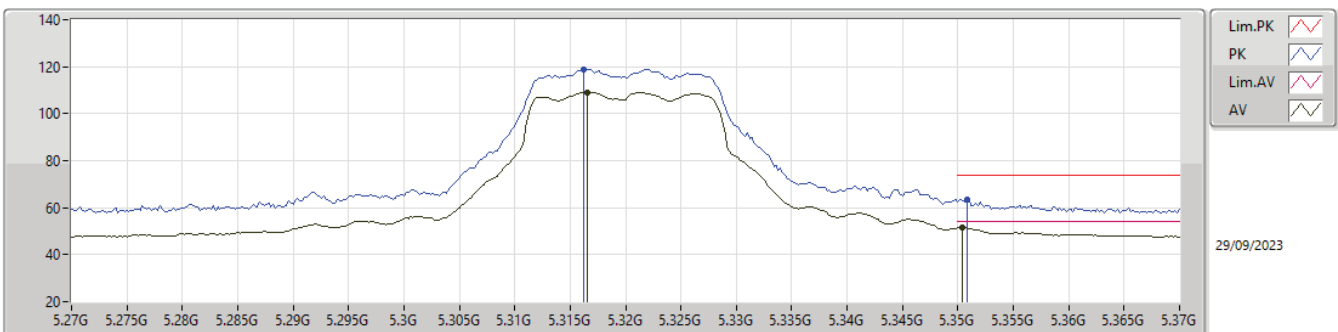
5320MHz_TX



Type	Freq (Hz)	Level (dBuV/m)	Limit (dBuV/m)	Margin (dB)	Factor (dB)	Dist (m)	Condition	Azimuth (°)	Height (m)	Raw (dBuV)	AF (dB)	CL (dB)	PA (dB)
AV	5.3234G	109.98	Inf	-Inf	5.43	3	Vertical	28	1.72	104.55	33.05	6.54	34.16
AV	5.35G	53.41	54.00	-0.59	5.39	3	Vertical	28	1.72	48.02	33.00	6.55	34.16
PK	5.3238G	118.58	Inf	-Inf	5.43	3	Vertical	28	1.72	113.15	33.05	6.54	34.16
PK	5.35G	66.70	74.00	-7.30	5.39	3	Vertical	28	1.72	61.31	33.00	6.55	34.16

5.25-5.35GHz_802.11a_Nss1,(6Mbps)_2TX

5320MHz_TX

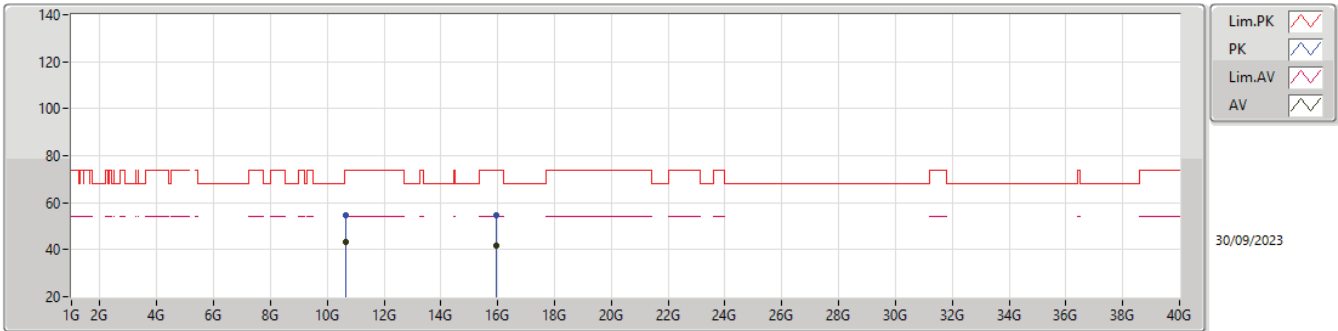


Type	Freq (Hz)	Level (dBuV/m)	Limit (dBuV/m)	Margin (dB)	Factor (dB)	Dist (m)	Condition	Azimuth (°)	Height (m)	Raw (dBuV)	AF (dB)	CL (dB)	PA (dB)
AV	5.3166G	109.19	Inf	-Inf	5.44	3	Horizontal	16	2.00	103.75	33.07	6.53	34.16
AV	5.3504G	51.45	54.00	-2.55	5.40	3	Horizontal	16	2.00	46.05	33.00	6.56	34.16
PK	5.3162G	118.98	Inf	-Inf	5.44	3	Horizontal	16	2.00	113.54	33.07	6.53	34.16
PK	5.3508G	63.64	74.00	-10.36	5.40	3	Horizontal	16	2.00	58.24	33.00	6.56	34.16



5.25-5.35GHz_802.11a_Nss1,(6Mbps)_2TX

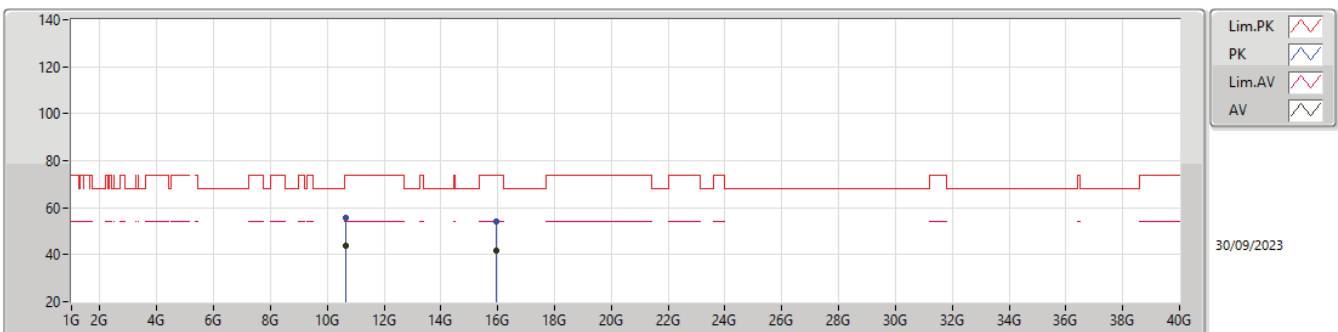
5320MHz_TX



Type	Freq (Hz)	Level (dBuV/m)	Limit (dBuV/m)	Margin (dB)	Factor (dB)	Dist (m)	Condition	Azimuth (°)	Height (m)	Raw (dBuV)	AF (dB)	CL (dB)	PA (dB)
AV	10.64012G	43.05	54.00	-10.95	15.97	3	Vertical	42	1.37	27.08	39.26	11.12	34.41
AV	15.94872G	41.86	54.00	-12.14	15.86	3	Vertical	-0	2.02	26.00	38.09	12.41	34.64
PK	10.64114G	54.40	74.00	-19.60	15.97	3	Vertical	42	1.37	38.43	39.26	11.12	34.41
PK	15.94686G	54.50	74.00	-19.50	15.86	3	Vertical	-0	2.02	38.64	38.09	12.41	34.64

5.25-5.35GHz_802.11a_Nss1,(6Mbps)_2TX

5320MHz_TX

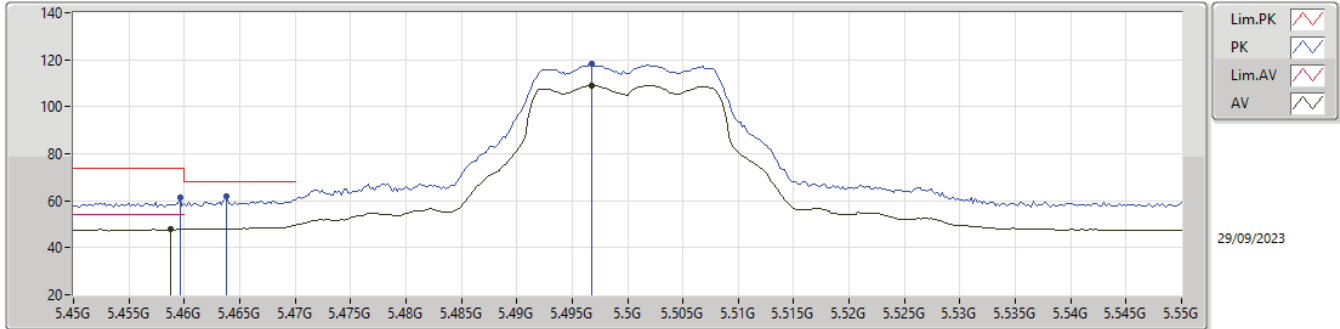


Type	Freq (Hz)	Level (dBuV/m)	Limit (dBuV/m)	Margin (dB)	Factor (dB)	Dist (m)	Condition	Azimuth (°)	Height (m)	Raw (dBuV)	AF (dB)	CL (dB)	PA (dB)
AV	10.64228G	43.74	54.00	-10.26	15.98	3	Horizontal	36	1.44	27.76	39.27	11.12	34.41
AV	15.94956G	41.60	54.00	-12.40	15.87	3	Horizontal	64	1.50	25.73	38.10	12.41	34.64
PK	10.64186G	55.60	74.00	-18.40	15.98	3	Horizontal	36	1.44	39.62	39.27	11.12	34.41
PK	15.95802G	53.88	74.00	-20.12	15.88	3	Horizontal	64	1.50	38.00	38.12	12.41	34.65



5.47-5.725GHz_802.11a_Nss1,(6Mbps)_2TX

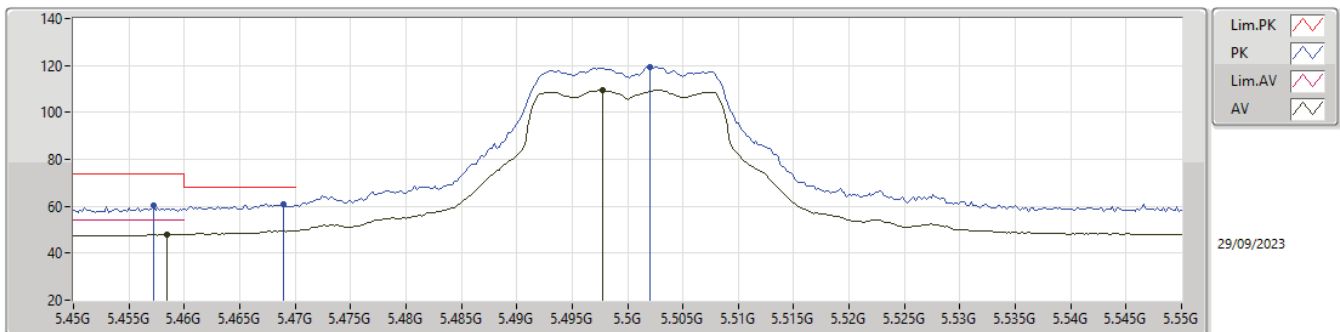
5500MHz_TX



Type	Freq (Hz)	Level (dBuV/m)	Limit (dBuV/m)	Margin (dB)	Factor (dB)	Dist (m)	Condition	Azimuth (°)	Height (m)	Raw (dBuV)	AF (dB)	CL (dB)	PA (dB)
AV	5.4588G	47.96	54.00	-6.04	5.48	3	Vertical	27	1.81	42.48	33.02	6.64	34.18
AV	5.4968G	109.19	Inf	-Inf	5.59	3	Vertical	27	1.81	103.60	33.09	6.68	34.18
PK	5.4596G	61.30	74.00	-12.70	5.48	3	Vertical	27	1.81	55.82	33.02	6.64	34.18
PK	5.4638G	61.69	68.20	-6.51	5.50	3	Vertical	27	1.81	56.19	33.03	6.65	34.18
PK	5.4968G	118.12	Inf	-Inf	5.59	3	Vertical	27	1.81	112.53	33.09	6.68	34.18

5.47-5.725GHz_802.11a_Nss1,(6Mbps)_2TX

5500MHz_TX

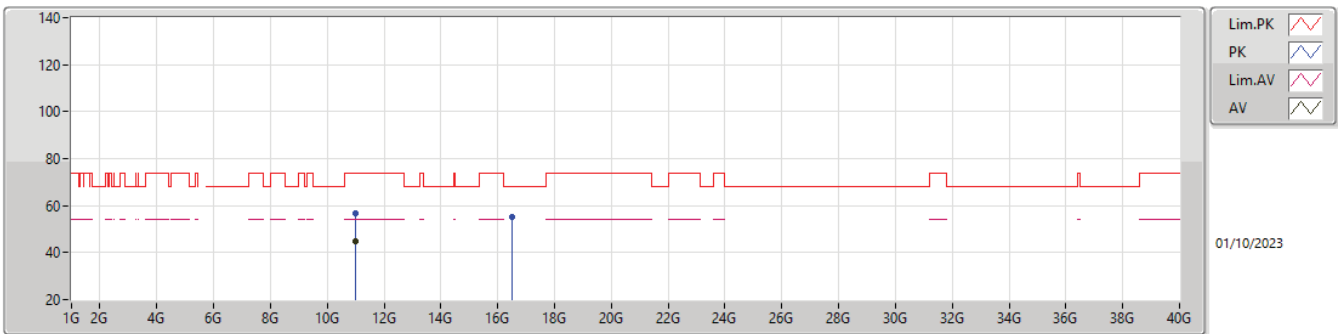


Type	Freq (Hz)	Level (dBuV/m)	Limit (dBuV/m)	Margin (dB)	Factor (dB)	Dist (m)	Condition	Azimuth (°)	Height (m)	Raw (dBuV)	AF (dB)	CL (dB)	PA (dB)
AV	5.4584G	48.11	54.00	-5.89	5.48	3	Horizontal	14	2.85	42.63	33.02	6.64	34.18
AV	5.4978G	109.45	Inf	-Inf	5.60	3	Horizontal	14	2.85	103.85	33.10	6.68	34.18
PK	5.4572G	60.19	74.00	-13.81	5.48	3	Horizontal	14	2.85	54.71	33.01	6.64	34.17
PK	5.469G	60.86	68.20	-7.34	5.51	3	Horizontal	14	2.85	55.35	33.04	6.65	34.18
PK	5.502G	119.44	Inf	-Inf	5.60	3	Horizontal	14	2.85	113.84	33.10	6.68	34.18



5.47-5.725GHz_802.11a_Nss1,(6Mbps)_2TX

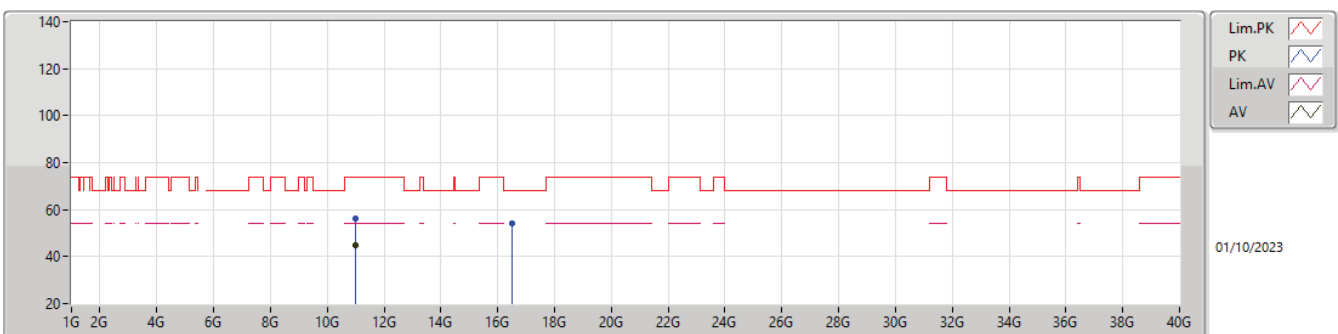
5500MHz_TX



Type	Freq (Hz)	Level (dBuV/m)	Limit (dBuV/m)	Margin (dB)	Factor (dB)	Dist (m)	Condition	Azimuth (°)	Height (m)	Raw (dBuV)	AF (dB)	CL (dB)	PA (dB)
AV	11.00156G	44.72	54.00	-9.28	15.79	3	Vertical	352	1.68	28.93	38.70	11.25	34.16
PK	10.99634G	56.70	74.00	-17.30	15.80	3	Vertical	352	1.68	40.90	38.71	11.25	34.16
PK	16.50048G	55.24	68.20	-12.96	16.77	3	Vertical	360	1.56	38.47	38.30	12.67	34.20

5.47-5.725GHz_802.11a_Nss1,(6Mbps)_2TX

5500MHz_TX

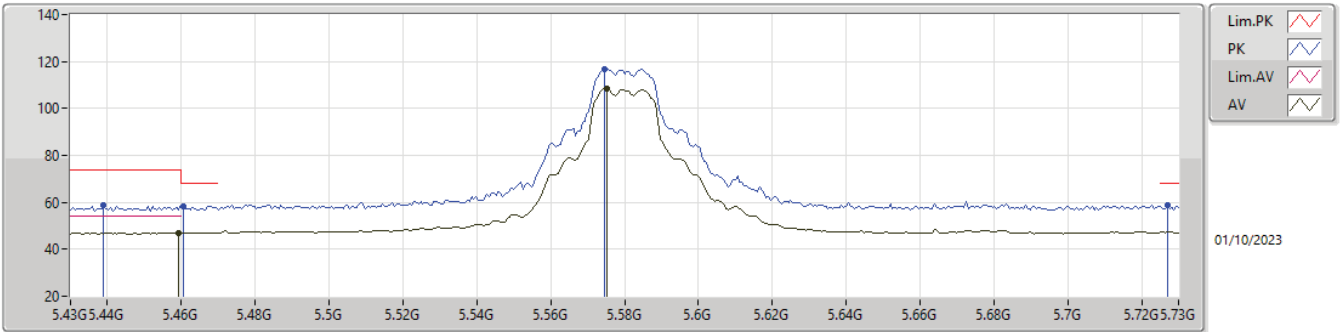


Type	Freq (Hz)	Level (dBuV/m)	Limit (dBuV/m)	Margin (dB)	Factor (dB)	Dist (m)	Condition	Azimuth (°)	Height (m)	Raw (dBuV)	AF (dB)	CL (dB)	PA (dB)
AV	11.00198G	44.80	54.00	-9.20	15.79	3	Horizontal	29	1.50	29.01	38.70	11.25	34.16
PK	11.0015G	56.01	74.00	-17.99	15.79	3	Horizontal	29	1.50	40.22	38.70	11.25	34.16
PK	16.49568G	53.97	68.20	-14.23	16.80	3	Horizontal	92	1.40	37.17	38.33	12.67	34.20



5.47-5.725GHz_802.11a_Nss1,(6Mbps)_2TX

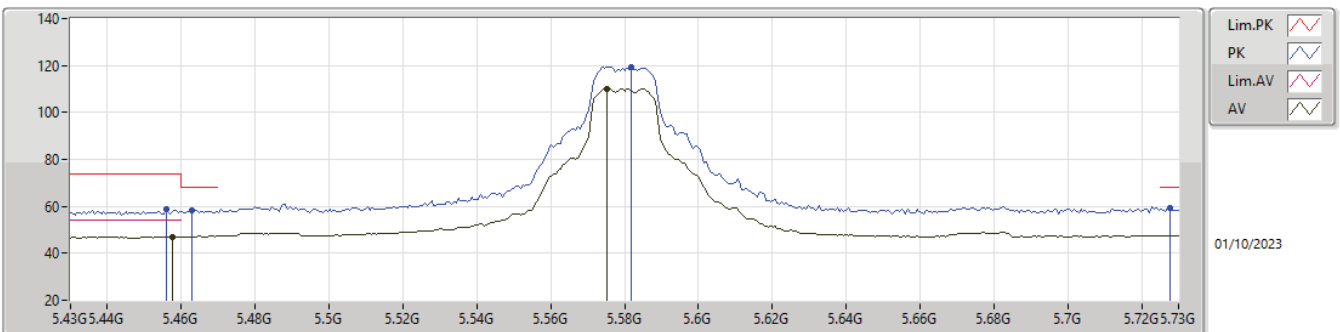
5580MHz_TX



Type	Freq (Hz)	Level (dBuV/m)	Limit (dBuV/m)	Margin (dB)	Factor (dB)	Dist (m)	Condition	Azimuth (°)	Height (m)	Raw (dBuV)	AF (dB)	CL (dB)	PA (dB)
AV	5.4594G	46.90	54.00	-7.10	5.48	3	Vertical	30	1.76	41.42	33.02	6.64	34.18
AV	5.5752G	108.50	Inf	-Inf	5.56	3	Vertical	30	1.76	102.94	33.00	6.75	34.19
PK	5.439G	58.98	74.00	-15.02	5.46	3	Vertical	30	1.76	53.52	33.00	6.63	34.17
PK	5.4606G	58.30	68.20	-9.90	5.48	3	Vertical	30	1.76	52.82	33.02	6.64	34.18
PK	5.5746G	116.94	Inf	-Inf	5.56	3	Vertical	30	1.76	111.38	33.00	6.75	34.19
PK	5.727G	58.73	68.20	-9.47	6.31	3	Vertical	30	1.76	52.42	33.66	6.85	34.20

5.47-5.725GHz_802.11a_Nss1,(6Mbps)_2TX

5580MHz_TX

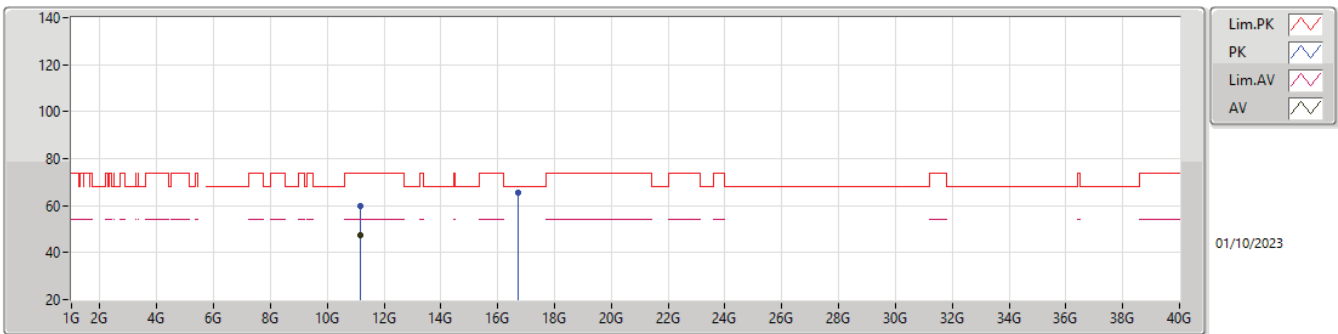


Type	Freq (Hz)	Level (dBuV/m)	Limit (dBuV/m)	Margin (dB)	Factor (dB)	Dist (m)	Condition	Azimuth (°)	Height (m)	Raw (dBuV)	AF (dB)	CL (dB)	PA (dB)
AV	5.4576G	47.08	54.00	-6.92	5.49	3	Horizontal	18	2.90	41.59	33.02	6.64	34.17
AV	5.5752G	110.23	Inf	-Inf	5.56	3	Horizontal	18	2.90	104.67	33.00	6.75	34.19
PK	5.4558G	58.74	74.00	-15.26	5.48	3	Horizontal	18	2.90	53.26	33.01	6.64	34.17
PK	5.463G	58.24	68.20	-9.96	5.50	3	Horizontal	18	2.90	52.74	33.03	6.65	34.18
PK	5.5818G	119.35	Inf	-Inf	5.56	3	Horizontal	18	2.90	113.79	33.00	6.75	34.19
PK	5.7276G	59.24	68.20	-8.96	6.32	3	Horizontal	18	2.90	52.92	33.67	6.85	34.20



5.47-5.725GHz_802.11a_Nss1,(6Mbps)_2TX

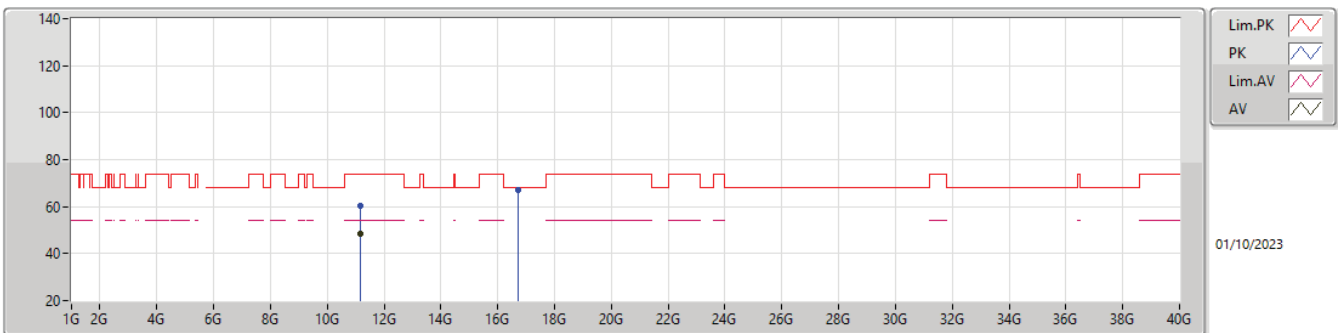
5580MHz_TX



Type	Freq (Hz)	Level (dBuV/m)	Limit (dBuV/m)	Margin (dB)	Factor (dB)	Dist (m)	Condition	Azimuth (°)	Height (m)	Raw (dBuV)	AF (dB)	CL (dB)	PA (dB)
AV	11.16156G	47.46	54.00	-6.54	16.08	3	Vertical	351	1.40	31.38	38.90	11.31	34.13
PK	11.16162G	59.87	74.00	-14.13	16.08	3	Vertical	351	1.40	43.79	38.90	11.31	34.13
PK	16.73484G	65.32	68.20	-2.88	16.99	3	Vertical	347	1.44	48.33	37.96	12.77	33.74

5.47-5.725GHz_802.11a_Nss1,(6Mbps)_2TX

5580MHz_TX

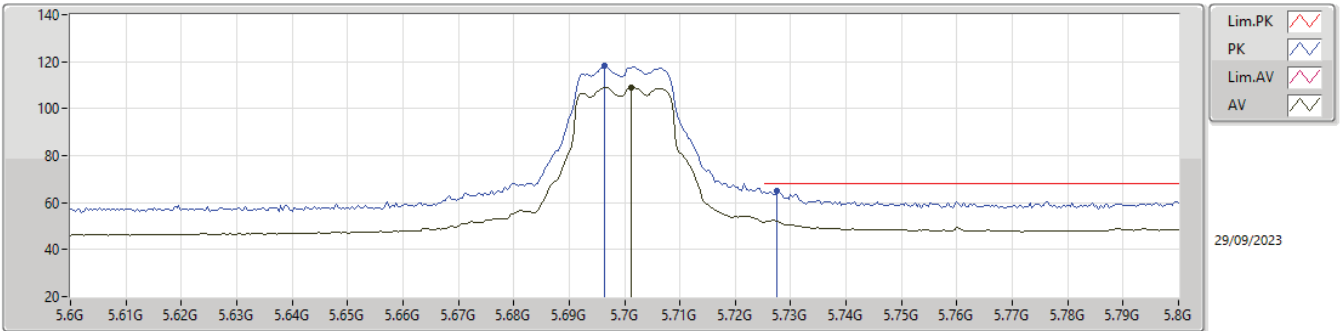


Type	Freq (Hz)	Level (dBuV/m)	Limit (dBuV/m)	Margin (dB)	Factor (dB)	Dist (m)	Condition	Azimuth (°)	Height (m)	Raw (dBuV)	AF (dB)	CL (dB)	PA (dB)
AV	11.16198G	48.58	54.00	-5.42	16.08	3	Horizontal	32	1.67	32.50	38.90	11.31	34.13
PK	11.16186G	60.24	74.00	-13.76	16.08	3	Horizontal	32	1.67	44.16	38.90	11.31	34.13
PK	16.74066G	66.98	68.20	-1.22	17.00	3	Horizontal	311	1.66	49.98	37.94	12.78	33.72



5.47-5.725GHz_802.11a_Nss1,(6Mbps)_2TX

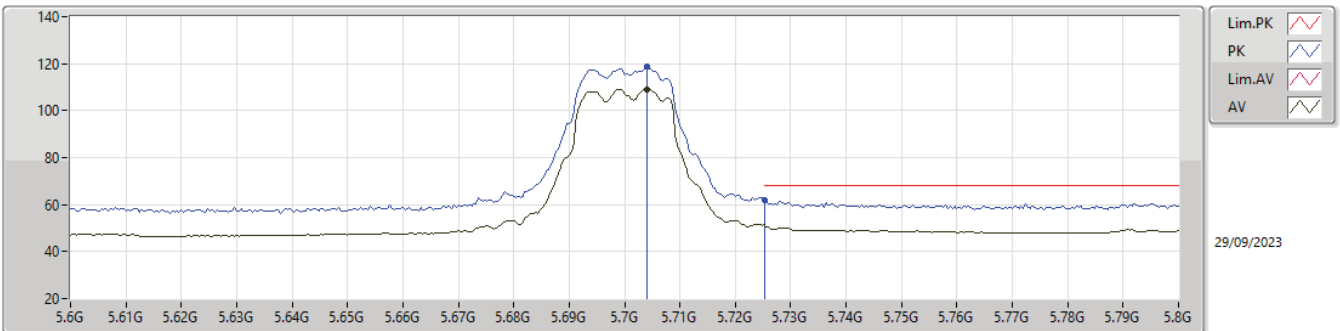
5700MHz_TX



Type	Freq (Hz)	Level (dBuV/m)	Limit (dBuV/m)	Margin (dB)	Factor (dB)	Dist (m)	Condition	Azimuth (°)	Height (m)	Raw (dBuV)	AF (dB)	CL (dB)	PA (dB)
AV	5.7012G	109.01	Inf	-Inf	6.15	3	Vertical	10	1.80	102.86	33.51	6.84	34.20
PK	5.6964G	118.05	Inf	-Inf	6.10	3	Vertical	10	1.80	111.95	33.47	6.83	34.20
PK	5.7276G	64.95	68.20	-3.25	6.32	3	Vertical	10	1.80	58.63	33.67	6.85	34.20

5.47-5.725GHz_802.11a_Nss1,(6Mbps)_2TX

5700MHz_TX

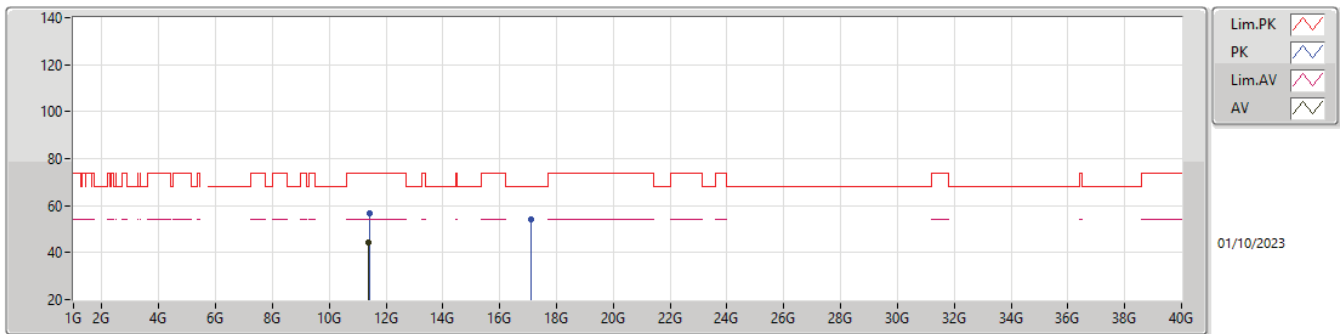


Type	Freq (Hz)	Level (dBuV/m)	Limit (dBuV/m)	Margin (dB)	Factor (dB)	Dist (m)	Condition	Azimuth (°)	Height (m)	Raw (dBuV)	AF (dB)	CL (dB)	PA (dB)
AV	5.704G	109.14	Inf	-Inf	6.16	3	Horizontal	32	2.27	102.98	33.52	6.84	34.20
PK	5.704G	118.58	Inf	-Inf	6.16	3	Horizontal	32	2.27	112.42	33.52	6.84	34.20
PK	5.7252G	61.80	68.20	-6.40	6.30	3	Horizontal	32	2.27	55.50	33.65	6.85	34.20



5.47-5.725GHz_802.11a_Nss1,(6Mbps)_2TX

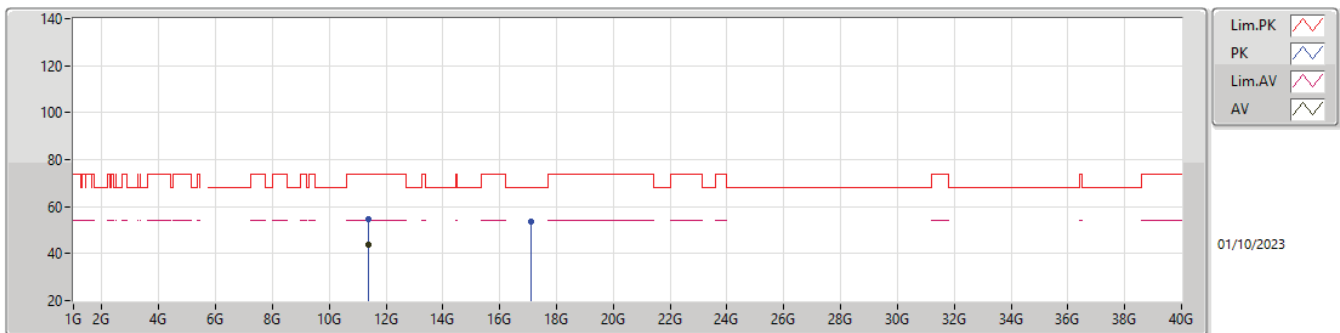
5700MHz_TX



Type	Freq (Hz)	Level (dBuV/m)	Limit (dBuV/m)	Margin (dB)	Factor (dB)	Dist (m)	Condition	Azimuth (°)	Height (m)	Raw (dBuV)	AF (dB)	CL (dB)	PA (dB)
AV	11.39796G	44.54	54.00	-9.46	16.32	3	Vertical	25	1.61	28.22	39.00	11.40	34.08
PK	11.40288G	56.65	74.00	-17.35	16.31	3	Vertical	25	1.61	40.34	38.99	11.40	34.08
PK	17.11032G	54.07	68.20	-14.13	17.42	3	Vertical	19	1.50	36.65	37.72	12.95	33.25

5.47-5.725GHz_802.11a_Nss1,(6Mbps)_2TX

5700MHz_TX

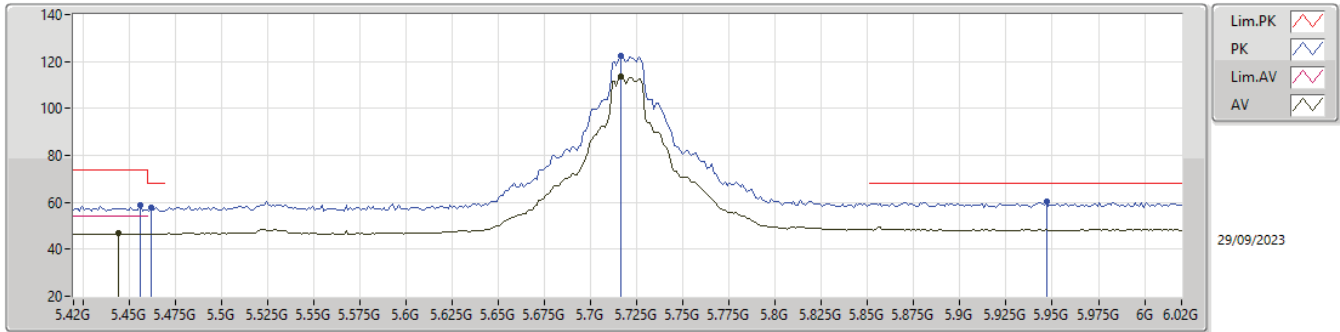


Type	Freq (Hz)	Level (dBuV/m)	Limit (dBuV/m)	Margin (dB)	Factor (dB)	Dist (m)	Condition	Azimuth (°)	Height (m)	Raw (dBuV)	AF (dB)	CL (dB)	PA (dB)
AV	11.39802G	43.82	54.00	-10.18	16.32	3	Horizontal	352	1.48	27.50	39.00	11.40	34.08
PK	11.39694G	54.77	74.00	-19.23	16.32	3	Horizontal	352	1.48	38.45	39.00	11.40	34.08
PK	17.0973G	53.68	68.20	-14.52	17.41	3	Horizontal	-0	2.62	36.27	37.71	12.94	33.24



5.47-5.725GHz_802.11a_Nss1,(6Mbps)_2TX

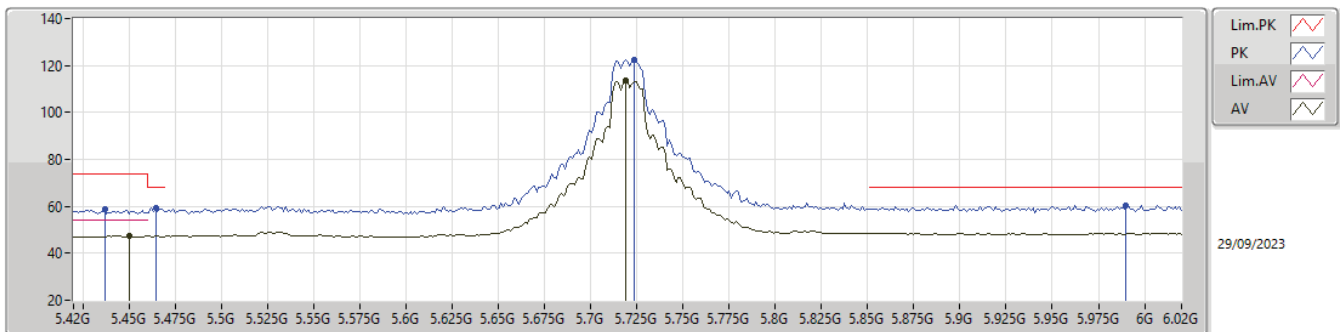
5720MHz Straddle 5.47-5.725GHz_TX



Type	Freq (Hz)	Level (dBuV/m)	Limit (dBuV/m)	Margin (dB)	Factor (dB)	Dist (m)	Condition	Azimuth (°)	Height (m)	Raw (dBuV)	AF (dB)	CL (dB)	PA (dB)
AV	5.444G	46.65	54.00	-7.35	5.46	3	Vertical	10	1.86	41.19	33.00	6.63	34.17
AV	5.7164G	113.60	Inf	-Inf	6.25	3	Vertical	10	1.86	107.35	33.60	6.85	34.20
PK	5.456G	58.93	74.00	-15.07	5.48	3	Vertical	10	1.86	53.45	33.01	6.64	34.17
PK	5.462G	57.81	68.20	-10.39	5.49	3	Vertical	10	1.86	52.32	33.02	6.65	34.18
PK	5.7164G	122.22	Inf	-Inf	6.25	3	Vertical	10	1.86	115.97	33.60	6.85	34.20
PK	5.9468G	60.20	68.20	-8.00	7.11	3	Vertical	10	1.86	53.09	34.31	7.02	34.22

5.47-5.725GHz_802.11a_Nss1,(6Mbps)_2TX

5720MHz Straddle 5.47-5.725GHz_TX

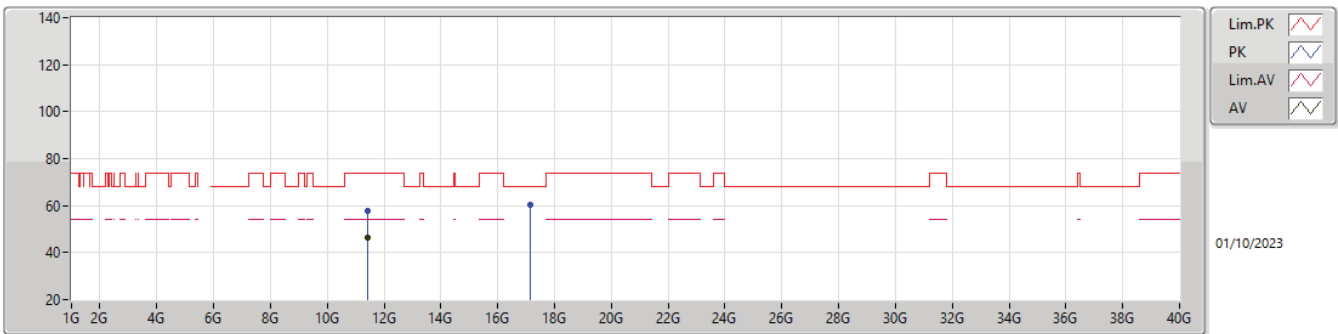


Type	Freq (Hz)	Level (dBuV/m)	Limit (dBuV/m)	Margin (dB)	Factor (dB)	Dist (m)	Condition	Azimuth (°)	Height (m)	Raw (dBuV)	AF (dB)	CL (dB)	PA (dB)
AV	5.45G	47.39	54.00	-6.61	5.46	3	Horizontal	31	2.28	41.93	33.00	6.63	34.17
AV	5.7188G	113.85	Inf	-Inf	6.26	3	Horizontal	31	2.28	107.59	33.61	6.85	34.20
PK	5.4368G	59.00	74.00	-15.00	5.45	3	Horizontal	31	2.28	53.55	33.00	6.62	34.17
PK	5.4644G	59.08	68.20	-9.12	5.50	3	Horizontal	31	2.28	53.58	33.03	6.65	34.18
PK	5.7236G	122.65	Inf	-Inf	6.29	3	Horizontal	31	2.28	116.36	33.64	6.85	34.20
PK	5.99G	60.41	68.20	-7.79	6.98	3	Horizontal	31	2.28	53.43	34.14	7.06	34.22



5.47-5.725GHz_802.11a_Nss1,(6Mbps)_2TX

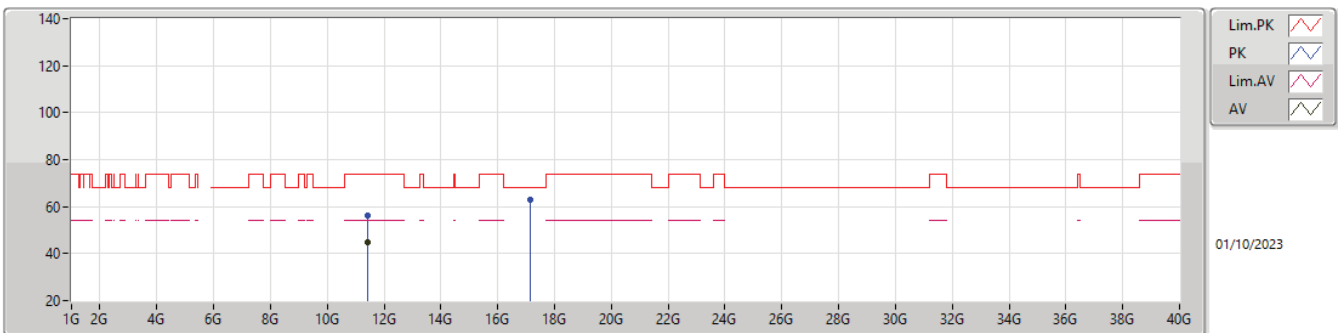
5720MHz Straddle 5.47-5.725GHz_TX



Type	Freq (Hz)	Level (dBuV/m)	Limit (dBuV/m)	Margin (dB)	Factor (dB)	Dist (m)	Condition	Azimuth (°)	Height (m)	Raw (dBuV)	AF (dB)	CL (dB)	PA (dB)
AV	11.43814G	46.30	54.00	-7.70	16.26	3	Vertical	25	1.64	30.04	38.92	11.41	34.07
PK	11.4427G	57.60	74.00	-16.40	16.25	3	Vertical	25	1.64	41.35	38.91	11.41	34.07
PK	17.16414G	60.37	68.20	-7.83	17.51	3	Vertical	-0	1.50	42.86	37.80	12.97	33.26

5.47-5.725GHz_802.11a_Nss1,(6Mbps)_2TX

5720MHz Straddle 5.47-5.725GHz_TX

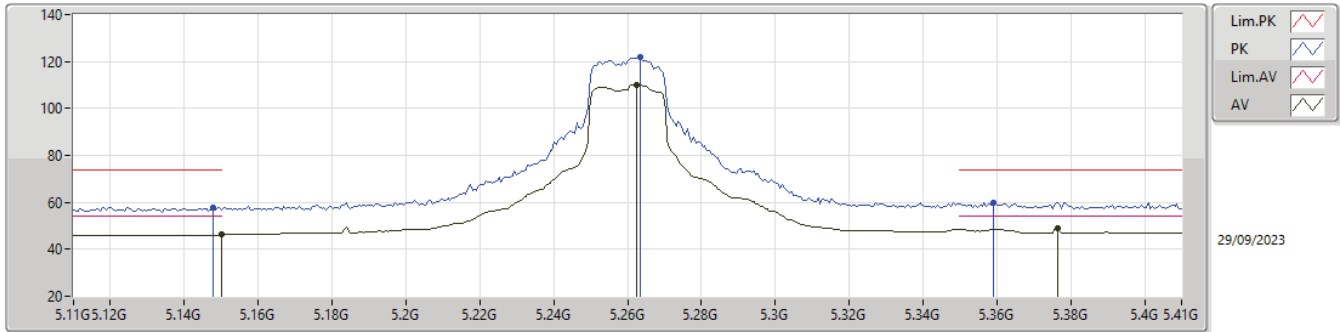


Type	Freq (Hz)	Level (dBuV/m)	Limit (dBuV/m)	Margin (dB)	Factor (dB)	Dist (m)	Condition	Azimuth (°)	Height (m)	Raw (dBuV)	AF (dB)	CL (dB)	PA (dB)
AV	11.43988G	45.01	54.00	-8.99	16.26	3	Horizontal	28	1.50	28.75	38.92	11.41	34.07
PK	11.4403G	55.95	74.00	-18.05	16.26	3	Horizontal	28	1.50	39.69	38.92	11.41	34.07
PK	17.15916G	62.80	68.20	-5.40	17.51	3	Horizontal	32	1.88	45.29	37.80	12.97	33.26



5.25-5.35GHz_802.11ax HEW20_Nss1,(MCS0)_2TX

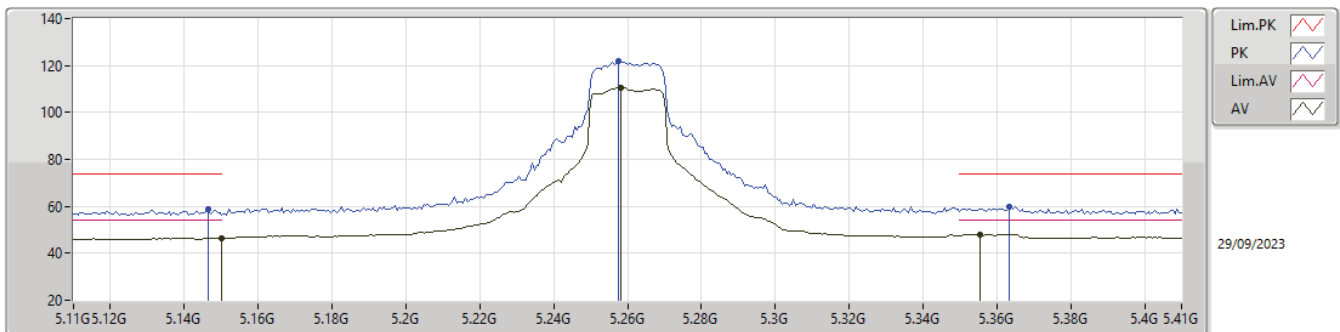
5260MHz_TX



Type	Freq (Hz)	Level (dBuV/m)	Limit (dBuV/m)	Margin (dB)	Factor (dB)	Dist (m)	Condition	Azimuth (°)	Height (m)	Raw (dBuV)	AF (dB)	CL (dB)	PA (dB)
AV	5.15G	46.25	54.00	-7.75	5.27	3	Vertical	30	1.75	40.98	33.00	6.41	34.14
AV	5.2624G	110.16	Inf	-Inf	5.36	3	Vertical	30	1.75	104.80	33.02	6.49	34.15
AV	5.3764G	49.19	54.00	-4.81	5.40	3	Vertical	30	1.75	43.79	33.00	6.57	34.17
PK	5.1478G	57.93	74.00	-16.07	5.27	3	Vertical	30	1.75	52.66	33.00	6.41	34.14
PK	5.2636G	121.64	Inf	-Inf	5.37	3	Vertical	30	1.75	116.27	33.03	6.49	34.15
PK	5.359G	60.06	74.00	-13.94	5.40	3	Vertical	30	1.75	54.66	33.00	6.56	34.16

5.25-5.35GHz_802.11ax HEW20_Nss1,(MCS0)_2TX

5260MHz_TX

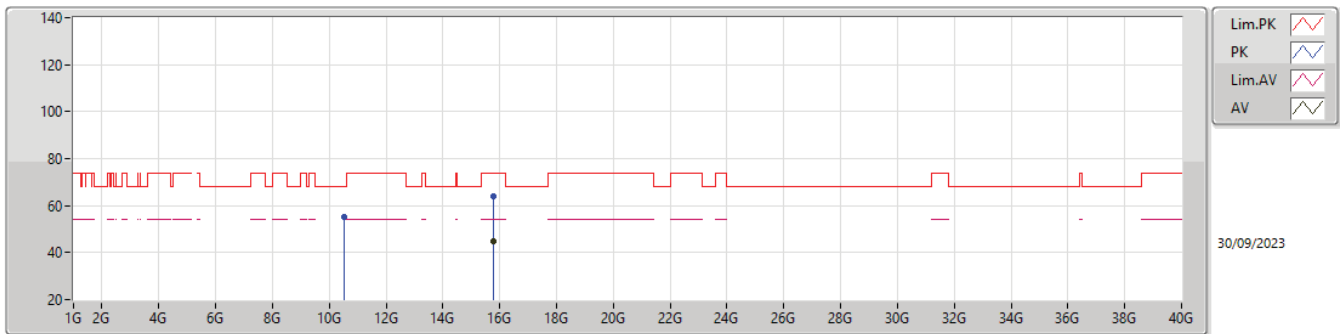


Type	Freq (Hz)	Level (dBuV/m)	Limit (dBuV/m)	Margin (dB)	Factor (dB)	Dist (m)	Condition	Azimuth (°)	Height (m)	Raw (dBuV)	AF (dB)	CL (dB)	PA (dB)
AV	5.15G	46.63	54.00	-7.37	5.27	3	Horizontal	18	1.82	41.36	33.00	6.41	34.14
AV	5.2582G	110.71	Inf	-Inf	5.36	3	Horizontal	18	1.82	105.35	33.02	6.49	34.15
AV	5.3554G	48.05	54.00	-5.95	5.40	3	Horizontal	18	1.82	42.65	33.00	6.56	34.16
PK	5.1466G	58.94	74.00	-15.06	5.28	3	Horizontal	18	1.82	53.66	33.01	6.41	34.14
PK	5.2576G	121.86	Inf	-Inf	5.36	3	Horizontal	18	1.82	116.50	33.02	6.49	34.15
PK	5.3632G	59.66	74.00	-14.34	5.40	3	Horizontal	18	1.82	54.26	33.00	6.56	34.16



5.25-5.35GHz_802.11ax HEW20_Nss1,(MCS0)_2TX

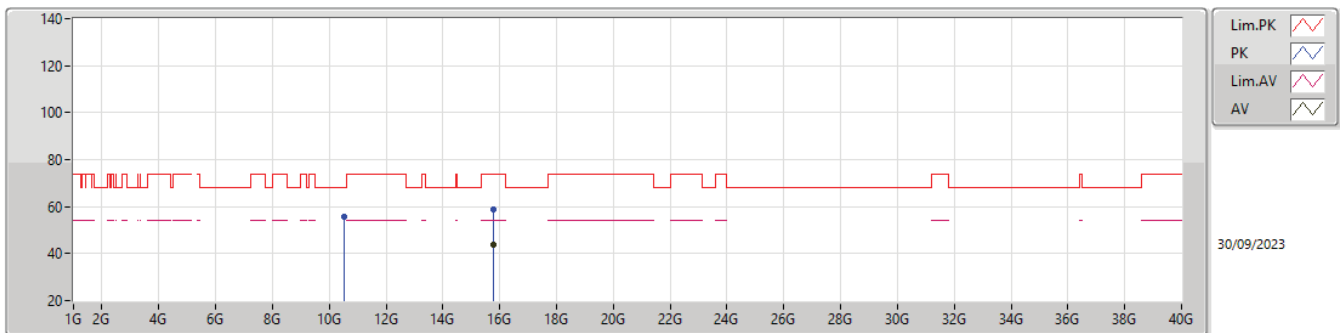
5260MHz_TX



Type	Freq (Hz)	Level (dBuV/m)	Limit (dBuV/m)	Margin (dB)	Factor (dB)	Dist (m)	Condition	Azimuth (°)	Height (m)	Raw (dBuV)	AF (dB)	CL (dB)	PA (dB)
AV	15.7815G	44.66	54.00	-9.34	15.74	3	Vertical	356	2.02	28.92	37.95	12.30	34.51
PK	10.51466G	55.25	68.20	-12.95	15.37	3	Vertical	39	1.17	39.88	38.80	11.07	34.50
PK	15.78144G	63.88	74.00	-10.12	15.74	3	Vertical	356	2.02	48.14	37.95	12.30	34.51

5.25-5.35GHz_802.11ax HEW20_Nss1,(MCS0)_2TX

5260MHz_TX

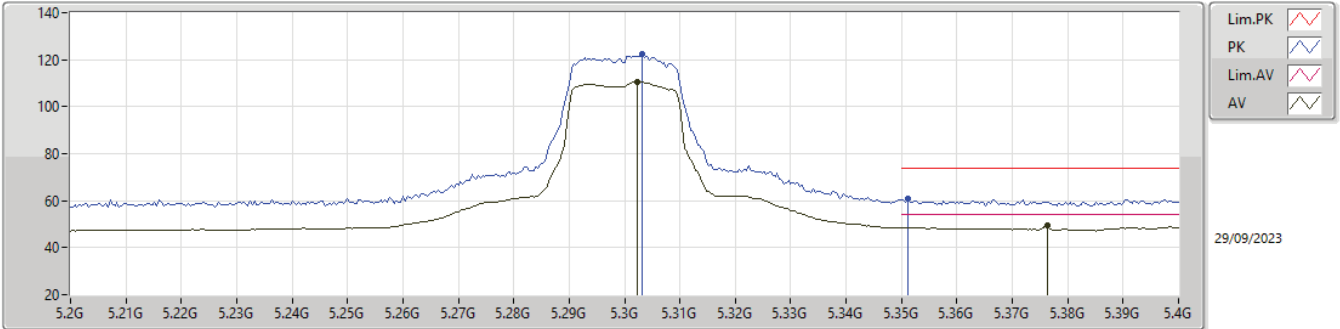


Type	Freq (Hz)	Level (dBuV/m)	Limit (dBuV/m)	Margin (dB)	Factor (dB)	Dist (m)	Condition	Azimuth (°)	Height (m)	Raw (dBuV)	AF (dB)	CL (dB)	PA (dB)
AV	15.78336G	43.56	54.00	-10.44	15.73	3	Horizontal	1	1.50	27.83	37.93	12.31	34.51
PK	10.52402G	55.85	68.20	-12.35	15.38	3	Horizontal	66	1.65	40.47	38.80	11.07	34.49
PK	15.774G	58.67	74.00	-15.33	15.81	3	Horizontal	1	1.50	42.86	38.01	12.30	34.50



5.25-5.35GHz_802.11ax_HEW20_Nss1,(MCS0)_2TX

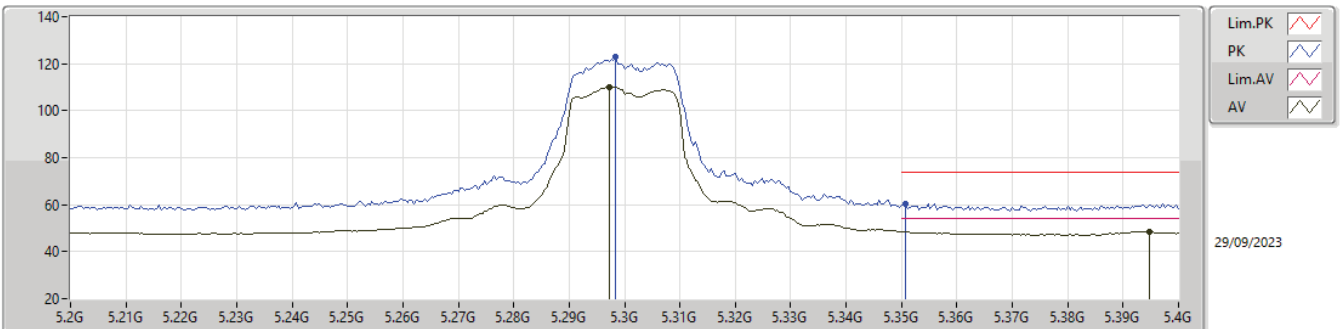
5300MHz_TX



Type	Freq (Hz)	Level (dBuV/m)	Limit (dBuV/m)	Margin (dB)	Factor (dB)	Dist (m)	Condition	Azimuth (°)	Height (m)	Raw (dBuV)	AF (dB)	CL (dB)	PA (dB)
AV	5.3024G	110.30	Inf	-Inf	5.46	3	Vertical	26	1.94	104.84	33.10	6.52	34.16
AV	5.3764G	49.59	54.00	-4.41	5.40	3	Vertical	26	1.94	44.19	33.00	6.57	34.17
PK	5.3032G	122.26	Inf	-Inf	5.45	3	Vertical	26	1.94	116.81	33.09	6.52	34.16
PK	5.3512G	60.71	74.00	-13.29	5.40	3	Vertical	26	1.94	55.31	33.00	6.56	34.16

5.25-5.35GHz_802.11ax_HEW20_Nss1,(MCS0)_2TX

5300MHz_TX

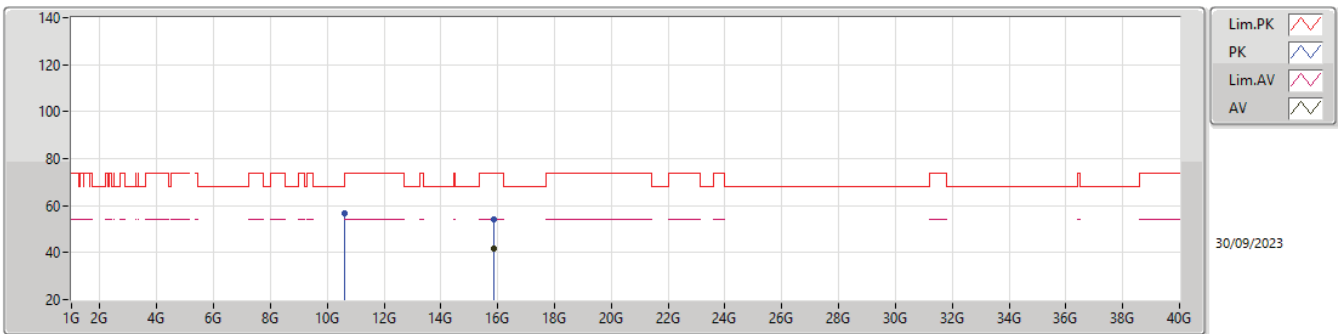


Type	Freq (Hz)	Level (dBuV/m)	Limit (dBuV/m)	Margin (dB)	Factor (dB)	Dist (m)	Condition	Azimuth (°)	Height (m)	Raw (dBuV)	AF (dB)	CL (dB)	PA (dB)
AV	5.2972G	110.06	Inf	-Inf	5.45	3	Horizontal	14	1.89	104.61	33.09	6.52	34.16
AV	5.3948G	48.61	54.00	-5.39	5.42	3	Horizontal	14	1.89	43.19	33.00	6.59	34.17
PK	5.2984G	122.68	Inf	-Inf	5.46	3	Horizontal	14	1.89	117.22	33.10	6.52	34.16
PK	5.3508G	60.23	74.00	-13.77	5.40	3	Horizontal	14	1.89	54.83	33.00	6.56	34.16



5.25-5.35GHz_802.11ax HEW20_Nss1,(MCS0)_2TX

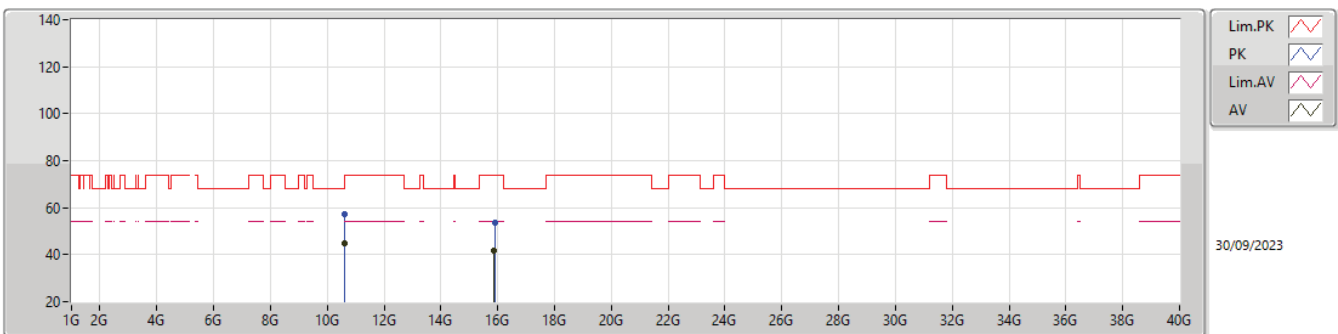
5300MHz_TX



Type	Freq (Hz)	Level (dBuV/m)	Limit (dBuV/m)	Margin (dB)	Factor (dB)	Dist (m)	Condition	Azimuth (°)	Height (m)	Raw (dBuV)	AF (dB)	CL (dB)	PA (dB)
AV	15.88572G	41.49	54.00	-12.51	15.62	3	Vertical	360	1.50	25.87	37.84	12.37	34.59
PK	10.6036G	56.55	74.00	-17.45	15.77	3	Vertical	38	1.63	40.78	39.11	11.10	34.44
PK	15.88644G	53.93	74.00	-20.07	15.63	3	Vertical	360	1.50	38.30	37.85	12.37	34.59

5.25-5.35GHz_802.11ax HEW20_Nss1,(MCS0)_2TX

5300MHz_TX

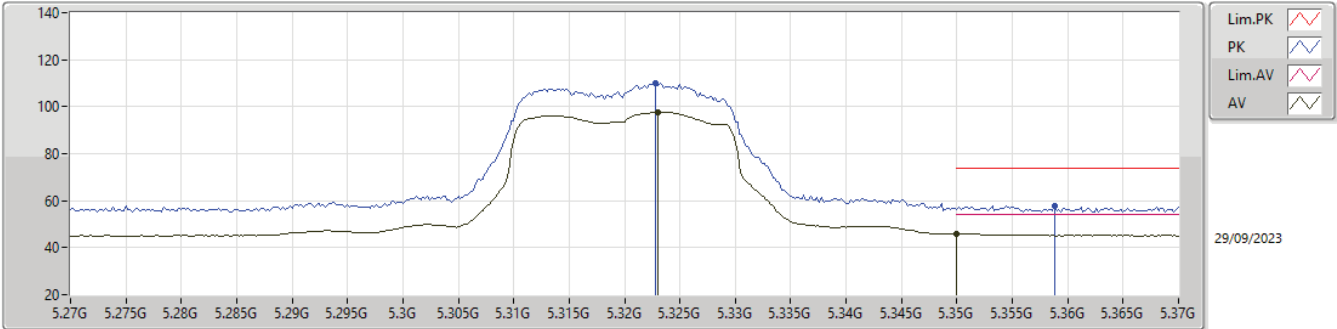


Type	Freq (Hz)	Level (dBuV/m)	Limit (dBuV/m)	Margin (dB)	Factor (dB)	Dist (m)	Condition	Azimuth (°)	Height (m)	Raw (dBuV)	AF (dB)	CL (dB)	PA (dB)
AV	10.60384G	44.72	54.00	-9.28	15.78	3	Horizontal	35	1.49	28.94	39.12	11.10	34.44
AV	15.88656G	41.50	54.00	-12.50	15.63	3	Horizontal	355	2.28	25.87	37.85	12.37	34.59
PK	10.59268G	57.38	68.20	-10.82	15.71	3	Horizontal	35	1.49	41.67	39.06	11.10	34.45
PK	15.89346G	53.56	74.00	-20.44	15.64	3	Horizontal	355	2.28	37.92	37.87	12.37	34.60



5.25-5.35GHz_802.11ax_HEW20_Nss1,(MCS0)_2TX

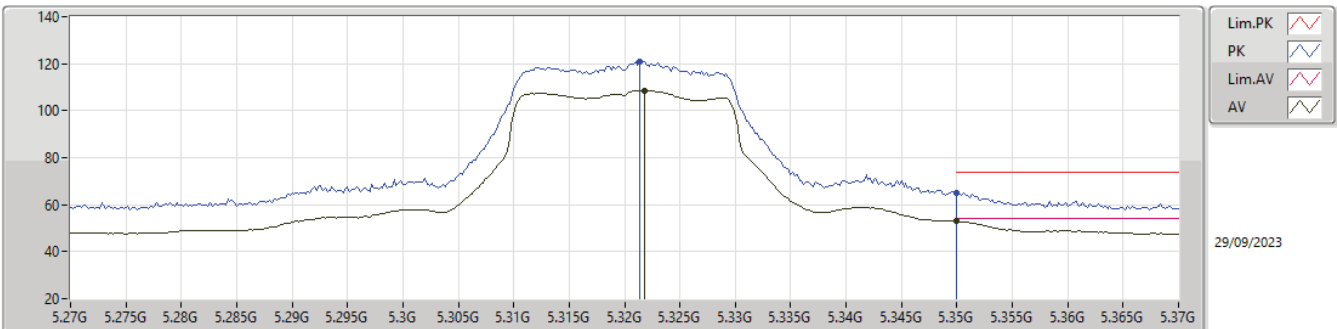
5320MHz_TX



Type	Freq (Hz)	Level (dBuV/m)	Limit (dBuV/m)	Margin (dB)	Factor (dB)	Dist (m)	Condition	Azimuth (°)	Height (m)	Raw (dBuV)	AF (dB)	CL (dB)	PA (dB)
AV	5.323G	97.67	Inf	-Inf	5.43	3	Vertical	290	1.50	92.24	33.05	6.54	34.16
AV	5.35G	45.74	54.00	-8.26	5.39	3	Vertical	290	1.50	40.35	33.00	6.55	34.16
PK	5.3228G	109.97	Inf	-Inf	5.43	3	Vertical	290	1.50	104.54	33.05	6.54	34.16
PK	5.3588G	57.66	74.00	-16.34	5.40	3	Vertical	290	1.50	52.26	33.00	6.56	34.16

5.25-5.35GHz_802.11ax_HEW20_Nss1,(MCS0)_2TX

5320MHz_TX

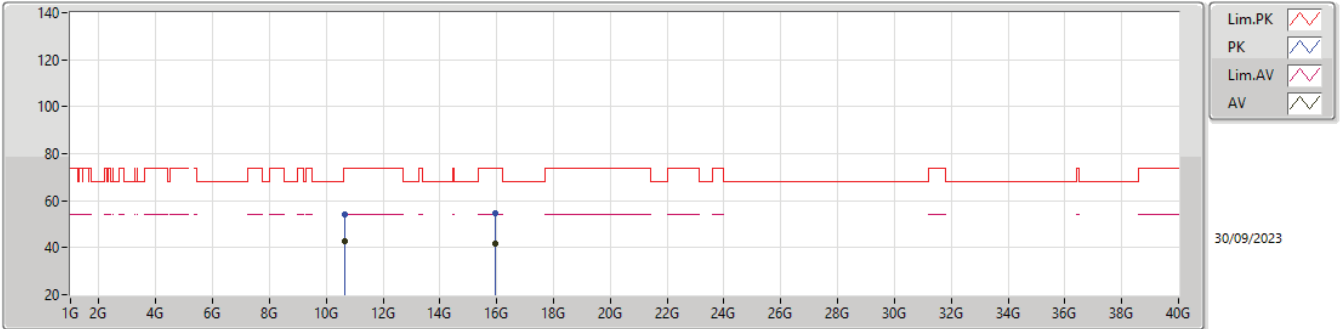


Type	Freq (Hz)	Level (dBuV/m)	Limit (dBuV/m)	Margin (dB)	Factor (dB)	Dist (m)	Condition	Azimuth (°)	Height (m)	Raw (dBuV)	AF (dB)	CL (dB)	PA (dB)
AV	5.3218G	108.62	Inf	-Inf	5.44	3	Horizontal	14	1.61	103.18	33.06	6.54	34.16
AV	5.35G	53.07	54.00	-0.93	5.39	3	Horizontal	14	1.61	47.68	33.00	6.55	34.16
PK	5.3214G	120.94	Inf	-Inf	5.43	3	Horizontal	14	1.61	115.51	33.06	6.53	34.16
PK	5.35G	65.25	74.00	-8.75	5.39	3	Horizontal	14	1.61	59.86	33.00	6.55	34.16



5.25-5.35GHz_802.11ax_HEW20_Nss1,(MCS0)_2TX

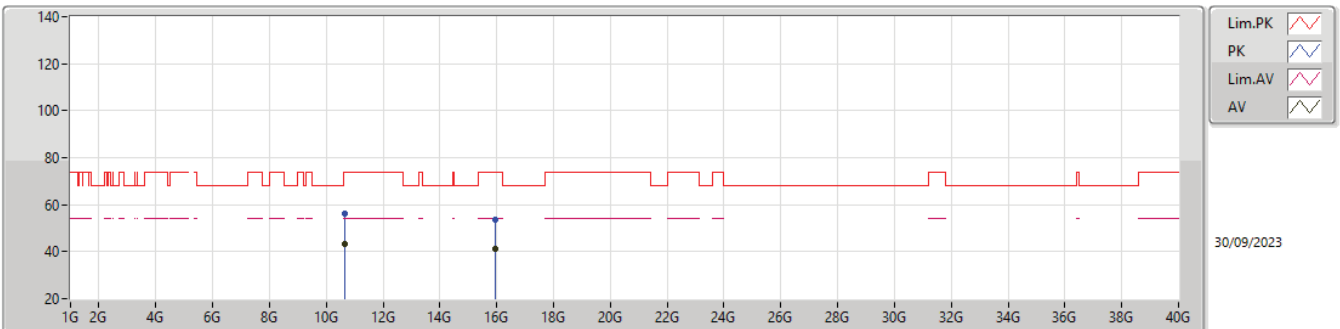
5320MHz_TX



Type	Freq (Hz)	Level (dBuV/m)	Limit (dBuV/m)	Margin (dB)	Factor (dB)	Dist (m)	Condition	Azimuth (°)	Height (m)	Raw (dBuV)	AF (dB)	CL (dB)	PA (dB)
AV	10.63994G	42.63	54.00	-11.37	15.97	3	Vertical	43	1.46	26.66	39.26	11.12	34.41
AV	15.95598G	41.55	54.00	-12.45	15.87	3	Vertical	-0	1.71	25.68	38.11	12.41	34.65
PK	10.64066G	54.37	74.00	-19.63	15.97	3	Vertical	43	1.46	38.40	39.26	11.12	34.41
PK	15.95736G	54.55	74.00	-19.45	15.87	3	Vertical	-0	1.71	38.68	38.11	12.41	34.65

5.25-5.35GHz_802.11ax_HEW20_Nss1,(MCS0)_2TX

5320MHz_TX

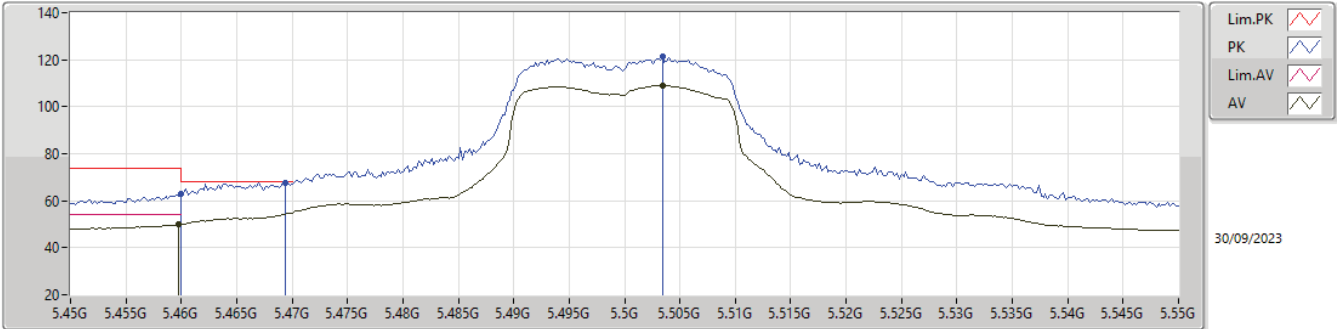


Type	Freq (Hz)	Level (dBuV/m)	Limit (dBuV/m)	Margin (dB)	Factor (dB)	Dist (m)	Condition	Azimuth (°)	Height (m)	Raw (dBuV)	AF (dB)	CL (dB)	PA (dB)
AV	10.63526G	43.31	54.00	-10.69	15.94	3	Horizontal	35	1.43	27.37	39.24	11.12	34.42
AV	15.95056G	41.18	54.00	-12.82	15.87	3	Horizontal	257	1.50	25.31	38.10	12.41	34.64
PK	10.63358G	56.33	74.00	-17.67	15.92	3	Horizontal	35	1.43	40.41	39.23	11.11	34.42
PK	15.95504G	53.47	74.00	-20.53	15.88	3	Horizontal	257	1.50	37.59	38.11	12.41	34.64



5.47-5.725GHz_802.11ax_HEW20_Nss1,(MCS0)_2TX

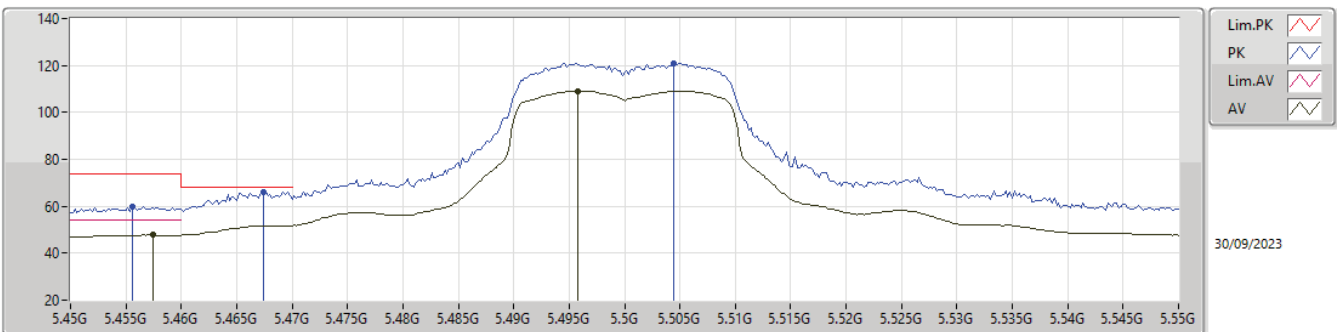
5500MHz_TX



Type	Freq (Hz)	Level (dBuV/m)	Limit (dBuV/m)	Margin (dB)	Factor (dB)	Dist (m)	Condition	Azimuth (°)	Height (m)	Raw (dBuV)	AF (dB)	CL (dB)	PA (dB)
AV	5.4598G	50.22	54.00	-3.78	5.48	3	Vertical	31	1.91	44.74	33.02	6.64	34.18
AV	5.5034G	108.84	Inf	-Inf	5.59	3	Vertical	31	1.91	103.25	33.09	6.68	34.18
PK	5.46G	63.05	74.00	-10.95	5.48	3	Vertical	31	1.91	57.57	33.02	6.64	34.18
PK	5.4694G	67.63	68.20	-0.57	5.51	3	Vertical	31	1.91	62.12	33.04	6.65	34.18
PK	5.5034G	121.32	Inf	-Inf	5.59	3	Vertical	31	1.91	115.73	33.09	6.68	34.18

5.47-5.725GHz_802.11ax_HEW20_Nss1,(MCS0)_2TX

5500MHz_TX

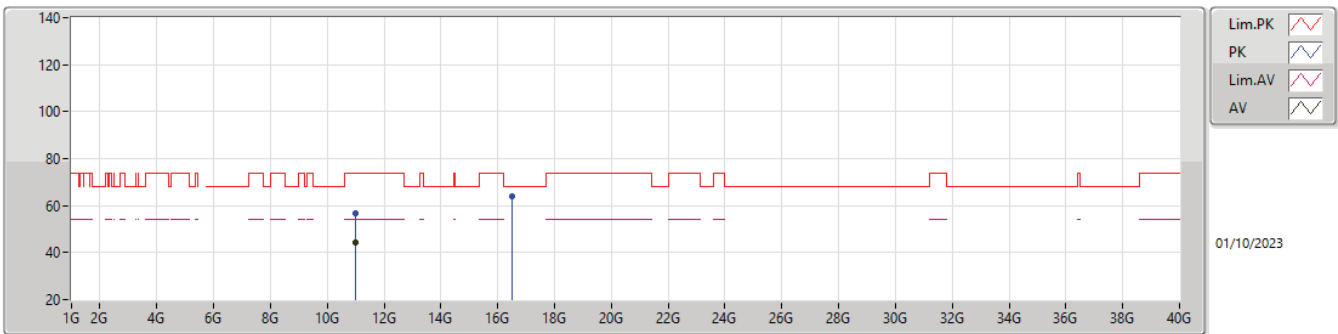


Type	Freq (Hz)	Level (dBuV/m)	Limit (dBuV/m)	Margin (dB)	Factor (dB)	Dist (m)	Condition	Azimuth (°)	Height (m)	Raw (dBuV)	AF (dB)	CL (dB)	PA (dB)
AV	5.4574G	47.79	54.00	-6.21	5.48	3	Horizontal	16	2.84	42.31	33.01	6.64	34.17
AV	5.4958G	109.21	Inf	-Inf	5.59	3	Horizontal	16	2.84	103.62	33.09	6.68	34.18
PK	5.4556G	60.06	74.00	-13.94	5.48	3	Horizontal	16	2.84	54.58	33.01	6.64	34.17
PK	5.4674G	66.21	68.20	-1.99	5.50	3	Horizontal	16	2.84	60.71	33.03	6.65	34.18
PK	5.5044G	120.81	Inf	-Inf	5.59	3	Horizontal	16	2.84	115.22	33.09	6.68	34.18



5.47-5.725GHz_802.11ax HEW20_Nss1,(MCS0)_2TX

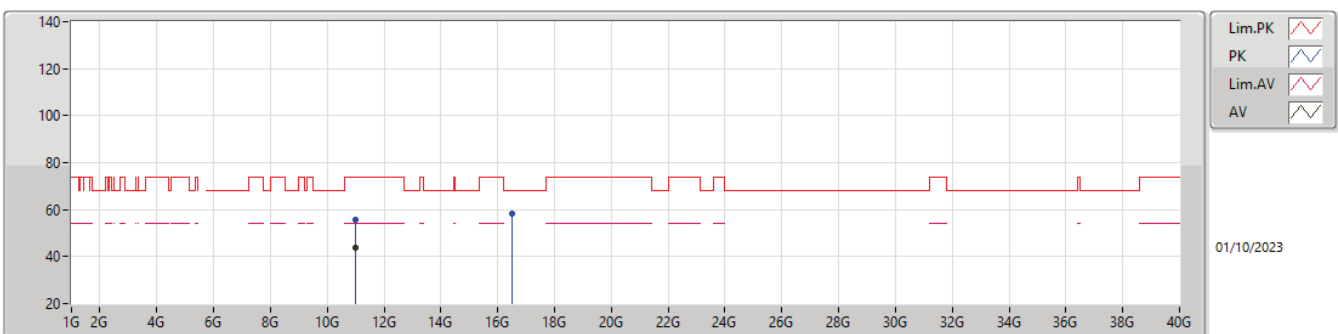
5500MHz_TX



Type	Freq (Hz)	Level (dBuV/m)	Limit (dBuV/m)	Margin (dB)	Factor (dB)	Dist (m)	Condition	Azimuth (°)	Height (m)	Raw (dBuV)	AF (dB)	CL (dB)	PA (dB)
AV	11.00336G	44.21	54.00	-9.79	15.79	3	Vertical	353	1.68	28.42	38.70	11.25	34.16
PK	11.00318G	56.86	74.00	-17.14	15.79	3	Vertical	353	1.68	41.07	38.70	11.25	34.16
PK	16.5024G	64.01	68.20	-4.19	16.75	3	Vertical	359	1.57	47.26	38.28	12.67	34.20

5.47-5.725GHz_802.11ax HEW20_Nss1,(MCS0)_2TX

5500MHz_TX



Type	Freq (Hz)	Level (dBuV/m)	Limit (dBuV/m)	Margin (dB)	Factor (dB)	Dist (m)	Condition	Azimuth (°)	Height (m)	Raw (dBuV)	AF (dB)	CL (dB)	PA (dB)
AV	11.00384G	43.82	54.00	-10.18	15.79	3	Horizontal	31	1.50	28.03	38.70	11.25	34.16
PK	11.0051G	55.55	74.00	-18.45	15.79	3	Horizontal	31	1.50	39.76	38.70	11.25	34.16
PK	16.50186G	58.38	68.20	-9.82	16.76	3	Horizontal	-0	1.50	41.62	38.29	12.67	34.20