



FCC Radio Test Report

FCC ID : TVE-51018E01231
Equipment : Secured Wireless Access Point
Brand Name : FORTINET
Model Name : FortiAP 234Gxxxxxx, FAP-234Gxxxxxx,
FORTIAP-234Gxxxxxx (Where "x" can be used as
"A-Z", or "0-9", or "-", or blank for software changes
or marketing purposes only)
Applicant : Fortinet, Inc.
899 Kifer Road, Sunnyvale, CA 94086, USA
Manufacturer : Fortinet, Inc.
899 Kifer Road, Sunnyvale, CA 94086, USA
Standard : 47 CFR FCC Part 15.407

The product was received on Aug. 07, 2023, and testing was started from Sep. 01, 2023 and completed on Oct. 05, 2023. We, SPORTON INTERNATIONAL INC. Hsinhua Laboratory, would like to declare that the tested sample has been evaluated in accordance with the procedures given in ANSI C63.10-2013 and shown compliance with the applicable technical standards.

The test results in this report apply exclusively to the tested model / sample. Without written approval of SPORTON INTERNATIONAL INC. Hsinhua Laboratory, the test report shall not be reproduced except in full.


Approved by: Jackson Tsai

SPORTON INTERNATIONAL INC. Hsinhua Laboratory

No.52, Huaya 1st Rd., Guishan Dist., Taoyuan City 333411, Taiwan (R.O.C.)



Table of Contents

HISTORY OF THIS TEST REPORT3

SUMMARY OF TEST RESULT4

1 GENERAL DESCRIPTION5

1.1 Information.....5

1.2 Testing Applied Standards11

1.3 Testing Location Information11

1.4 Measurement Uncertainty12

2 TEST CONFIGURATION OF EUT.....13

2.1 Test Channel Mode13

2.2 The Worst Case Measurement Configuration.....18

2.3 Accessories19

2.4 Support Equipment.....19

2.5 Test Setup Diagram20

3 TRANSMITTER TEST RESULT22

3.1 AC Power-line Conducted Emissions22

3.2 Emission Bandwidth24

3.3 Maximum Conducted Output Power25

3.4 Peak Power Spectral Density.....27

3.5 Unwanted Emissions.....29

4 TEST EQUIPMENT AND CALIBRATION DATA.....33

APPENDIX A. TEST RESULTS OF AC POWER-LINE CONDUCTED EMISSIONS

APPENDIX B. TEST RESULTS OF EMISSION BANDWIDTH

APPENDIX C. TEST RESULTS OF MAXIMUM CONDUCTED OUTPUT POWER

APPENDIX D. TEST RESULTS OF PEAK POWER SPECTRAL DENSITY

APPENDIX E. TEST RESULTS OF UNWANTED EMISSIONS

APPENDIX F. TEST RESULTS OF RADIATED EMISSION CO-LOCATION

APPENDIX G. TEST PHOTOS

PHOTOGRAPHS OF EUT V01



History of this test report

Report No.	Version	Description	Issued Date
FR380143AN	01	Initial issue of report	Nov. 02, 2023
FR380143AN	02	Revised typo (This report is the latest version replacing for the report issued on Nov. 02, 2023)	Nov. 03, 2023



Summary of Test Result

Report Clause	Ref. Std. Clause	Test Items	Result (PASS/FAIL)	Remark
1.1.2	15.203	Antenna Requirement	PASS	-
3.1	15.207	AC Power-line Conducted Emissions	PASS	-
3.2	15.407(a)	Emission Bandwidth	PASS	-
3.3	15.407(a)	Maximum Conducted Output Power	PASS	-
3.4	15.407(a)	Peak Power Spectral Density	PASS	-
3.5	15.407(b)	Unwanted Emissions	PASS	-

Declaration of Conformity:
The test results with all measurement uncertainty excluded are presented in accordance with the regulation limits or requirements declared by manufacturers.
Comments and explanations:
The EUT supports beamforming and CDD modes, and the CDD mode is the worst case. Therefore, all test items are evaluated in the report. The beamforming mode only evaluates the output power.

Reviewed by: Barry Hsiao

Report Producer: Amber Chiu



1 General Description

1.1 Information

1.1.1 RF General Information

Frequency Range (MHz)	IEEE Std. 802.11	Ch. Frequency (MHz)	Channel Number
5150-5250	a, n (HT20), ac (VHT20), ax(HEW20)	5180-5240	36-48 [4]
5725-5850		5745-5825	149-165 [5]
5150-5250	n (HT40), ac (VHT40), ax(HEW40)	5190-5230	38-46 [2]
5725-5850		5755-5795	151-159 [2]
5150-5250	ac (VHT80), ax(HEW80)	5210	42 [1]
5725-5850		5775	155 [1]

Non-Beamforming_Radio 2

Band	Mode	BWch	Nant
5.15-5.25GHz	802.11a	20	2TX
5.725-5.85GHz	802.11a	20	2TX
5.15-5.25GHz	802.11ax HEW20	20	2TX
5.725-5.85GHz	802.11ax HEW20	20	2TX
5.15-5.25GHz	802.11ax HEW40	40	2TX
5.725-5.85GHz	802.11ax HEW40	40	2TX
5.15-5.25GHz	802.11ax HEW80	80	2TX
5.725-5.85GHz	802.11ax HEW80	80	2TX

Non-Beamforming_Radio 3

Band	Mode	BWch	Nant
5.15-5.25GHz	802.11a	20	2TX
5.725-5.85GHz	802.11a	20	2TX
5.15-5.25GHz	802.11ax HEW20	20	2TX
5.725-5.85GHz	802.11ax HEW20	20	2TX
5.15-5.25GHz	802.11ax HEW40	40	2TX
5.725-5.85GHz	802.11ax HEW40	40	2TX
5.15-5.25GHz	802.11ax HEW80	80	2TX
5.725-5.85GHz	802.11ax HEW80	80	2TX



Non-Beamforming_Radio 2(Low Band)+Radio 3(High Band)

Band	Mode	BWch	Nant
5.15-5.25GHz	802.11a	20	2TX
5.725-5.85GHz	802.11a	20	2TX
5.15-5.25GHz	802.11ax HEW20	20	2TX
5.725-5.85GHz	802.11ax HEW20	20	2TX
5.15-5.25GHz	802.11ax HEW40	40	2TX
5.725-5.85GHz	802.11ax HEW40	40	2TX
5.15-5.25GHz	802.11ax HEW80	80	2TX
5.725-5.85GHz	802.11ax HEW80	80	2TX

Beamforming_Radio 2

Band	Mode	BWch	Nant
5.15-5.25GHz	802.11ax HEW20-BF	20	2TX
5.725-5.85GHz	802.11ax HEW20-BF	20	2TX
5.15-5.25GHz	802.11ax HEW40-BF	40	2TX
5.725-5.85GHz	802.11ax HEW40-BF	40	2TX
5.15-5.25GHz	802.11ax HEW80-BF	80	2TX
5.725-5.85GHz	802.11ax HEW80-BF	80	2TX

Beamforming_Radio 3

Band	Mode	BWch	Nant
5.15-5.25GHz	802.11ax HEW20-BF	20	2TX
5.725-5.85GHz	802.11ax HEW20-BF	20	2TX
5.15-5.25GHz	802.11ax HEW40-BF	40	2TX
5.725-5.85GHz	802.11ax HEW40-BF	40	2TX
5.15-5.25GHz	802.11ax HEW80-BF	80	2TX
5.725-5.85GHz	802.11ax HEW80-BF	80	2TX

Beamforming_Radio 2(Low Band)+Radio 3(High Band)

Band	Mode	BWch	Nant
5.15-5.25GHz	802.11ax HEW20-BF	20	2TX
5.725-5.85GHz	802.11ax HEW20-BF	20	2TX
5.15-5.25GHz	802.11ax HEW40-BF	40	2TX
5.725-5.85GHz	802.11ax HEW40-BF	40	2TX
5.15-5.25GHz	802.11ax HEW80-BF	80	2TX
5.725-5.85GHz	802.11ax HEW80-BF	80	2TX



Note:

- 11a, HT20 and HT40 use a combination of OFDM-BPSK, QPSK, 16QAM, 64QAM modulation.
- VHT20, VHT40, VHT80 use a combination of OFDM-BPSK, QPSK, 16QAM, 64QAM, 256QAM modulation.
- HEW20, HEW40, HEW80 use a combination of OFDMA-BPSK, QPSK, 16QAM, 64QAM, 256QAM, 1024QAM modulation.
- BWch is the nominal channel bandwidth.
- Evaluated HEW20/HEW40/HEW80 mode only due to the similar modulation. The power setting of HT20/HT40/VHT20/VHT40/VHT80 mode are the same or lower than HEW20/HEW40/HEW80.

1.1.2 Antenna Information

Ant.	Port	Brand	Model Name	Antenna Type	Connector	Support
1	1	AWAN	7102A0613000	Cross Dipole	I-Pex	2.4G
2	2	AWAN	7102A0613000	Cross Dipole	I-Pex	2.4G
3	1	AWAN	7102A0651000	Cross Dipole	I-Pex	5G
4	2	AWAN	7102A0651000	Cross Dipole	I-Pex	5G
5	1	AWAN	7102A0651000	Cross Dipole	I-Pex	5G+6G
6	2	AWAN	7102A0651000	Cross Dipole	I-Pex	5G+6G
7	3	AWAN	7102A0650000	Cross Dipole	I-Pex	2.4G
8	4	AWAN	7102A0650000	Cross Dipole	I-Pex	2.4G
9	1	AWAN	7102A0614000	Dipole	I-Pex	BT&Zigbee
10	1	Quectel	7102A0652000	Patch	I-Pex	GPS

Ant.	Port	Gain (dBi)					Remark
		2.4G	5G	6G	BT& Zigbee	GPS	
1	1	6.8	-	-	-	-	Radio 1
2	2	6.8	-	-	-	-	Radio 1
3	1	-	8.4	-	-	-	Radio 2
4	2	-	8.2	-	-	-	Radio 2 (Low Band)
5	1	-	8.4	8.3	-	-	Radio 3
6	2	-	8.4	8.3	-	-	Radio 3 (High Band)
7	3	6.6	-	-	-	-	Radio 3
8	4	6.7	-	-	-	-	Radio 3
9	1	-	-	-	6.2	-	-
10	1	-	-	-	-	2	-

Note 1: The EUT has ten antennas.

For 2.4GHz function:

< Radio 1 >

For IEEE 802.11b/g/n/VHT/ax mode (2TX/2RX)

Ant.1 (port 1), Ant.2 (port 2) could transmit/receive simultaneously.

< Radio 3 >

For IEEE 802.11b/g/n/VHT/ax mode (2TX/2RX)

Ant.7 (port 3), Ant.8 (port 4) could transmit/receive simultaneously.

For 5GHz function:

< Radio 2 >

For IEEE 802.11a/n/ac/ax mode (2TX/2RX)

Ant.3 (port 1), Ant.4 (port 2) could transmit/receive simultaneously.

< Radio 3 >

For IEEE 802.11a/n/ac/ax mode (2TX/2RX)

Ant.5 (port 1), Ant.6 (port 2) could transmit/receive simultaneously.

For Bluetooth function:

For Bluetooth mode (1TX/1RX)

Only Ant.9 can be used as transmitting/receiving.

For GPS function:

For GPS mode (1RX)

Only Ant.10 can be used as receiving.

Note 2: Directional gain information

	Maximum Output Power	Power Spectral Density
Non-BF	Directional gain = Max.gain + array gain. For power measurements on IEEE 802.11 devices Array Gain = 0 dB (i.e., no array gain) for N ANT ≤ 4	$DirectionalGain = 10 \cdot \log \left[\frac{\sum_{j=1}^{N_{IS}} \left\{ \sum_{k=1}^{N_{ANT}} g_{j,k} \right\}^2}{N_{ANT}} \right]$
BF	$DirectionalGain = 10 \cdot \log \left[\frac{\sum_{j=1}^{N_{IS}} \left\{ \sum_{k=1}^{N_{ANT}} g_{j,k} \right\}^2}{N_{ANT}} \right]$	$DirectionalGain = 10 \cdot \log \left[\frac{\sum_{j=1}^{N_{IS}} \left\{ \sum_{k=1}^{N_{ANT}} g_{j,k} \right\}^2}{N_{ANT}} \right]$



1.1.3 EUT Information

Operational Condition				
EUT Power Type	From PoE			
EUT Function	<input type="checkbox"/>	Outdoor AP	<input checked="" type="checkbox"/>	Indoor AP
	<input type="checkbox"/>	Fixed P2P AP	<input type="checkbox"/>	Client
Beamforming Function	<input checked="" type="checkbox"/>	With beamforming	<input type="checkbox"/>	Without beamforming
Resource Unit(802.11ax)	<input checked="" type="checkbox"/>	Full RU	<input type="checkbox"/>	Partial RU
Type of EUT				
<input checked="" type="checkbox"/>	Stand-alone			
<input type="checkbox"/>	Combined (EUT where the radio part is fully integrated within another device)			
	Combined Equipment - Brand Name / Model No.: ...			
<input type="checkbox"/>	Plug-in radio (EUT intended for a variety of host systems)			
	Host System - Brand Name / Model No.:			
<input type="checkbox"/>	Other:			

1.1.4 Mode Test Duty Cycle

Non-Beamforming_Radio 2

Mode	DC	DCF (dB)	T (s)	VBW (Hz)_1/T
802.11a_Nss1,(6Mbps)_2TX	0.947	0.24	1.978m	1k
802.11ax HEW20_Nss1,(MCS0)_2TX	0.823	0.85	5.447m	300
802.11ax HEW40_Nss1,(MCS0)_2TX	0.823	0.85	5.447m	300
802.11ax HEW80_Nss1,(MCS0)_2TX	0.777	1.1	5.447m	300

Note. If DC < 0.98, the DCF was added while measuring Output power and PSD.

Non-Beamforming_Radio 3

Mode	DC	DCF (dB)	T (s)	VBW (Hz)_1/T
802.11a_Nss1,(6Mbps)_2TX	0.958	0.19	1.977m	1k
802.11ax HEW20_Nss1,(MCS0)_2TX	0.811	0.91	5.447m	300
802.11ax HEW40_Nss1,(MCS0)_2TX	0.794	1	5.447m	300
802.11ax HEW80_Nss1,(MCS0)_2TX	0.808	0.93	5.447m	300

Note. If DC < 0.98, the DCF was added while measuring Output power and PSD.



Non-Beamforming_Radio 2(Low Band)+Radio 3(High Band)

Mode	DC	DCF (dB)	T (s)	VBW (Hz)_1/T
802.11a_Nss1,(6Mbps)_2TX	0.95	0.22	1.977m	1k
802.11ax HEW20_Nss1,(MCS0)_2TX	0.814	0.89	5.447m	300
802.11ax HEW40_Nss1,(MCS0)_2TX	0.812	0.9	5.447m	300
802.11ax HEW80_Nss1,(MCS0)_2TX	0.812	0.9	5.447m	300

Note. If DC < 0.98, the DCF was added while measuring Output power and PSD.

Beamforming_Radio 2

Mode	DC	DCF (dB)	T (s)	VBW (Hz)_1/T
802.11ax HEW20-BF_Nss1,(MCS0)_2TX	0.823	0.85	5.447m	300
802.11ax HEW40-BF_Nss1,(MCS0)_2TX	0.823	0.85	5.447m	300
802.11ax HEW80-BF_Nss1,(MCS0)_2TX	0.777	1.1	5.447m	300

Note. If DC < 0.98, the DCF was added while measuring Output power and PSD.

Beamforming_Radio 3

Mode	DC	DCF (dB)	T (s)	VBW (Hz)_1/T
802.11ax HEW20-BF_Nss1,(MCS0)_2TX	0.811	0.91	5.447m	300
802.11ax HEW40-BF_Nss1,(MCS0)_2TX	0.794	1	5.447m	300
802.11ax HEW80-BF_Nss1,(MCS0)_2TX	0.808	0.93	5.447m	300

Note. If DC < 0.98, the DCF was added while measuring Output power and PSD.

Beamforming_Radio 2(Low Band)+Radio 3(High Band)

Mode	DC	DCF (dB)	T (s)	VBW (Hz)_1/T
802.11ax HEW20-BF_Nss1,(MCS0)_2TX	0.814	0.89	5.447m	300
802.11ax HEW40-BF_Nss1,(MCS0)_2TX	0.812	0.9	5.447m	300
802.11ax HEW80-BF_Nss1,(MCS0)_2TX	0.812	0.9	5.447m	300

Note. If DC < 0.98, the DCF was added while measuring Output power and PSD.

1.1.5 Table for Multiple Listing

The model names in the following table are all refer to the identical product.

Brand Name	Model Name	Description
FORTINET	FortiAP 234Gxxxxxx, FAP-234Gxxxxxx, FORTIAP-234Gxxxxxx (Where "x" can be used as "A-Z", or "0-9", or "-", or blank for software changes or marketing purposes only)	All the models are identical, the difference model served as marketing strategy.

From the above models, model: FAP-234G was selected as representative model for the test and its data was recorded in this report.



1.2 Testing Applied Standards

According to the specifications of the manufacturer, the EUT must comply with the requirements of the following standards:

- ◆ 47 CFR FCC Part 15
- ◆ ANSI C63.10-2013
- ◆ KDB 789033 D02 v02r01

The following reference test guidance is not within the scope of accreditation of TAF:

- ◆ KDB 662911 D01 v02r01
- ◆ KDB 414788 D01 v01r01

1.3 Testing Location Information

Test Lab. : Sporton International Inc. Hsinhua Laboratory				
<input checked="" type="checkbox"/>	Hsinhua (TAF: 3785)	ADD: No.52, Huaya 1st Rd., Guishan Dist., Taoyuan City 333411, Taiwan (R.O.C.)		
		TEL: 886-3-327-3456	FAX: 886-3-327-0973	
Test site Designation No. TW3785 with FCC.				
Test Condition	Test Site No.	Test Engineer	Test Environment	Test Date
AC Conduction	CO04-HY	Ivan Chung	22.1~23.6°C / 53~58%	18/Sep/2023~19/Sep/2023
RF Conducted_ Radio2	TH07-HY	Yuna Lin	23.1~24.9°C / 52~58%	07/Sep/2023~05/Oct/2023
RF Conducted_ Radio3	TH07-HY	Xie Xun	23.5~24.7°C / 52~55%	07/Sep/2023~04/Oct/2023
RF Conducted_ Radio2+3	TH07-HY	Xie Xun	23.1~24.9°C / 52~58%	07/Sep/2023~05/Oct/2023
Radiated_Radio 2 (Below 1GHz)	03CH03-HY	Coco ShangKung	22.8~23.1°C / 52~55%	06/Sep/2023
Radiated_Radio 2 (Above 1GHz)	03CH02-HY	Vasari Huang	22.9~24.1°C / 52~58%	29/Sep/2023~01/Oct/2023
Radiated_Radio 3	03CH03-HY	Coco ShangKung	23.2~23.4°C / 52~56%	01/Sep/2023~06/Sep/2023
Radiated_Radio 2+3 (Below 1GHz)	03CH03-HY	Coco ShangKung	22.8~23.1°C / 52~55%	06/Sep/2023
Radiated_Radio 2+3 (Above 1GHz)	03CH02-HY	Vasari Huang	23.4~24.1°C / 52~59%	02/Oct/2023~04/Oct/2023
Radiated (Co-location)	03CH02-HY	Darren Cho	22.9~23.2°C / 52~55%	06/Sep/2023
<input type="checkbox"/>	Wen 33rd.St. (TAF: 3785)	ADD: No.14-1, Ln. 19, Wen 33rd St., Guishan Dist., Taoyuan City 333010, Taiwan (R.O.C.)		
		TEL: 886-3-318-0787	FAX: 886-3-318-0287	
Test site Designation No. TW0008 with FCC.				



1.4 Measurement Uncertainty

ISO/IEC 17025 requires that an estimate of the measurement uncertainties associated with the emissions test results be included in the report. The measurement uncertainties given below are based on a 95% confidence level (based on a coverage factor (k=2))

Test Items	Uncertainty	Remark
AC Power-line Conducted Emissions	4.53 dB	Confidence levels of 95%
Emission Bandwidth	3 MHz	Confidence levels of 95%
Maximum Conducted Output Power	2 dB	Confidence levels of 95%
Power Spectral Density	2 dB	Confidence levels of 95%
Unwanted Emissions	4.8 dB	Confidence levels of 95%
Temperature	0.41 °C	Confidence levels of 95%
Humidity	3.4 %	Confidence levels of 95%



2 Test Configuration of EUT

2.1 Test Channel Mode

Test Software Version	QDART-Connectivity1.0-00081
-----------------------	-----------------------------

Non-Beamforming_Radio 2

Mode	Power Setting
802.11a_Nss1,(6Mbps)_2TX	-
5180MHz	21
5200MHz	22
5240MHz	22.5
5745MHz	24
5785MHz	24
5825MHz	24
802.11ax HEW20_Nss1,(MCS0)_2TX	-
5180MHz	21
5200MHz	22.5
5240MHz	23.5
5745MHz	24
5785MHz	24
5825MHz	24
802.11ax HEW40_Nss1,(MCS0)_2TX	-
5190MHz	19
5230MHz	24
5755MHz	23
5795MHz	24
802.11ax HEW80_Nss1,(MCS0)_2TX	-
5210MHz	21
5775MHz	22



Non-Beamforming_Radio 3

Mode	Power Setting
802.11a_Nss1,(6Mbps)_2TX	-
5180MHz	21
5200MHz	22
5240MHz	22.5
5745MHz	24
5785MHz	24
5825MHz	24
802.11ax HEW20_Nss1,(MCS0)_2TX	-
5180MHz	21
5200MHz	21.5
5240MHz	22
5745MHz	24
5785MHz	24
5825MHz	24
802.11ax HEW40_Nss1,(MCS0)_2TX	-
5190MHz	17.5
5230MHz	23
5755MHz	24
5795MHz	24
802.11ax HEW80_Nss1,(MCS0)_2TX	-
5210MHz	16.5
5775MHz	21



Non-Beamforming_Radio 2(Low Band)+Radio 3(High Band)

Mode	Power Setting
802.11a_Nss1,(6Mbps)_2TX	-
5180MHz	21
5200MHz	21
5240MHz	20
5745MHz	22.5
5785MHz	24
5825MHz	24
802.11ax HEW20_Nss1,(MCS0)_2TX	-
5180MHz	21.5
5200MHz	21.5
5240MHz	20.5
5745MHz	23
5785MHz	24
5825MHz	24
802.11ax HEW40_Nss1,(MCS0)_2TX	-
5190MHz	18.5
5230MHz	22.5
5755MHz	19.5
5795MHz	21
802.11ax HEW80_Nss1,(MCS0)_2TX	-
5210MHz	19
5775MHz	15.5



Beamforming_Radio 2

Mode	Power Setting
802.11ax HEW20-BF_Nss1,(MCS0)_2TX	-
5180MHz	21
5200MHz	22.5
5240MHz	23.5
5745MHz	22
5785MHz	24
5825MHz	24
802.11ax HEW40-BF_Nss1,(MCS0)_2TX	-
5190MHz	19
5230MHz	23.5
5755MHz	22
5795MHz	24
802.11ax HEW80-BF_Nss1,(MCS0)_2TX	-
5210MHz	21
5775MHz	22

Beamforming_Radio 3

Mode	Power Setting
802.11ax HEW20-BF_Nss1,(MCS0)_2TX	-
5180MHz	21
5200MHz	21.5
5240MHz	22
5745MHz	22
5785MHz	22.5
5825MHz	21.5
802.11ax HEW40-BF_Nss1,(MCS0)_2TX	-
5190MHz	17.5
5230MHz	21.5
5755MHz	21.5
5795MHz	21.5
802.11ax HEW80-BF_Nss1,(MCS0)_2TX	-
5210MHz	16.5
5775MHz	19




Beamforming_Radio 2(Low Band)+Radio 3(High Band)

Mode	Power Setting
802.11ax HEW20-BF_Nss1,(MCS0)_2TX	-
5180MHz	21.5
5200MHz	21.5
5240MHz	20.5
5745MHz	22
5785MHz	23.5
5825MHz	23.5
802.11ax HEW40-BF_Nss1,(MCS0)_2TX	-
5190MHz	18.5
5230MHz	20
5755MHz	19.5
5795MHz	21
802.11ax HEW80-BF_Nss1,(MCS0)_2TX	-
5210MHz	19
5775MHz	15.5

2.2 The Worst Case Measurement Configuration

The Worst Case Mode for Following Conformance Tests	
Tests Item	AC power-line conducted emissions
Condition	AC power-line conducted measurement for line and neutral Test Voltage: 120Vac / 60Hz
Operating Mode	CTX
1	PoE Mode

The Worst Case Mode for Following Conformance Tests	
Tests Item	Emission Bandwidth Maximum Conducted Output Power Peak Power Spectral Density
Test Condition	Conducted measurement at transmit chains

The Worst Case Mode for Following Conformance Tests	
Tests Item	Unwanted Emissions
Test Condition	Radiated measurement If EUT consist of multiple antenna assembly (multiple antenna are used in EUT regardless of spatial multiplexing MIMO configuration), the radiated test should be performed with highest antenna gain of each antenna type.
Operating Mode < 1GHz	CTX
1	PoE Mode
Operating Mode > 1GHz	CTX
Orthogonal Planes of EUT	Y Plane
	

The Worst Case Mode for Following Conformance Tests	
Tests Item	Simultaneous Transmission Analysis
Operating Mode	CTX
1	Radio 1:2.4G+ Radio 2:5G+ Radio 3:2.4G+ BT
2	Radio 1:2.4G+ Radio 2:5G+ Radio 3:5G+ BT
3	Radio 1:2.4G+ Radio 2:5G+ Radio 3:2.4G+ Zigbee
4	Radio 1:2.4G+ Radio 2:5G+ Radio 3:5G+ Zigbee
5	Radio 1:2.4G+ (Radio 2:5G Low Band+ Radio 3:5G High Band)+ BT
6	Radio 1:2.4G+ (Radio 2:5G Low Band+ Radio 3:5G High Band)+ Zigbee

Refer to Sporton Test Report No.: FA380143 for Co-location RF Exposure Evaluation and Appendix F for Radiated Emission Co-location.



2.3 Accessories

Accessories				
AC Cord	Brand Name	I-SHENG	Model Name	AC CORD 600mm
	Signal Line	0.5 meter, shielded cable, w/o ferrite core		
PoE Adapter	Brand Name	Senao Inc.	Model Name	EPA5006GPR-SN(4P)
	Power Rating	I/P: 100-240 Vdc, 0.8A, 50-60 Hz O/P: 54 Vdc, 0.6 A		
BRACKET POLE MOUNT	Brand Name	CUN SHENG	Model Name	BRACKET POLE MOUNT LFP
BRACKET WALL MOUNT	Brand Name	XIERTEK	Model Name	BRACKET WALL MOUNT
Pole Mount Bracket	Brand Name	CUN SHENG	Model Name	6301A2873010
Ground Wire	Brand Name	BO YAO	Model Name	WIRE GEN AWG10 180cm
	Signal Line	1.8 meter, shielded cable, w/o ferrite core		

Reminder: Regarding to more detail and other information, please refer to user manual.

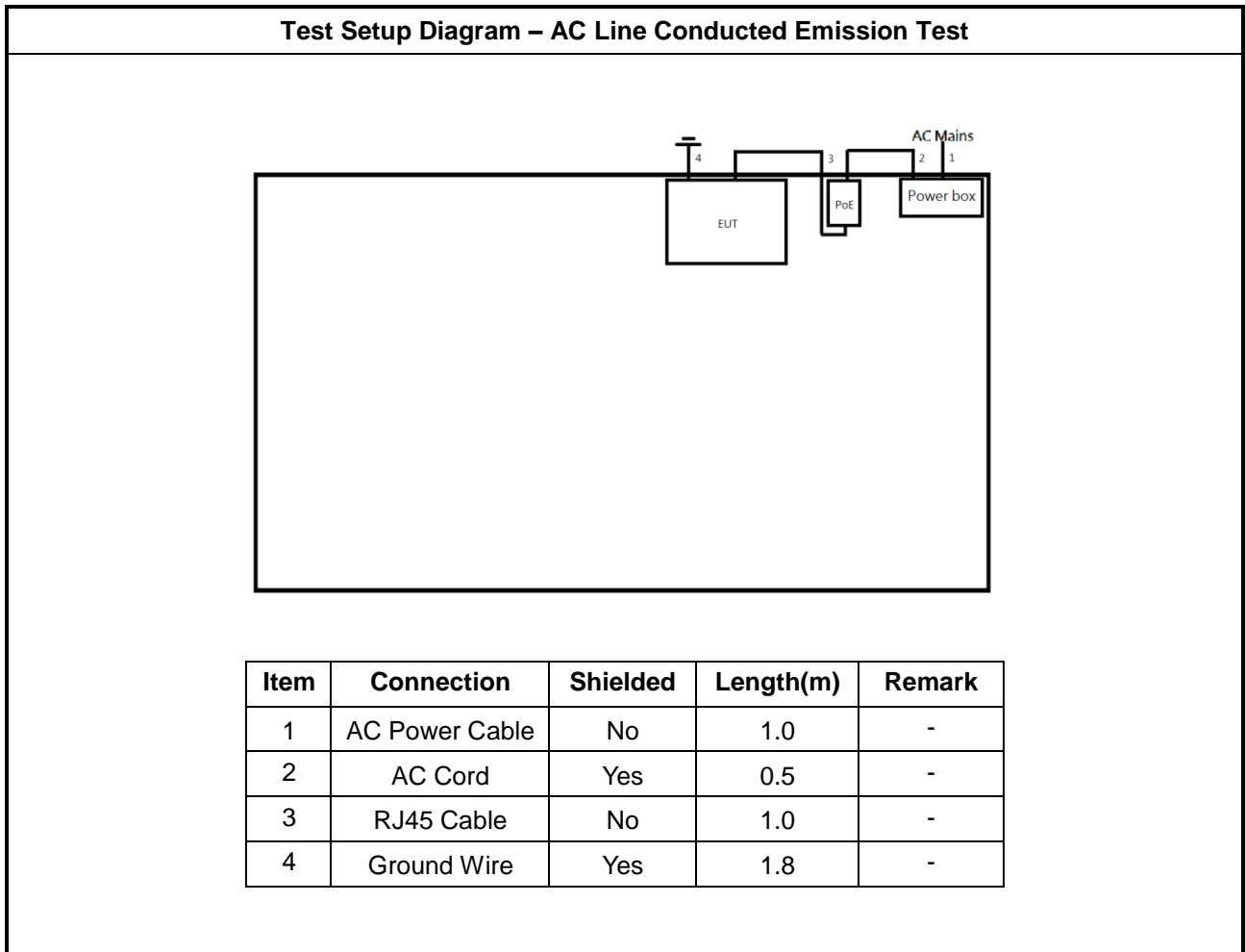
2.4 Support Equipment

Support Equipment – AC Conduction					
No.	Equipment	Brand Name	Model Name	FCC ID	Remark
1	RJ45 cable	Power Sync	CAT-6E-01	-	-

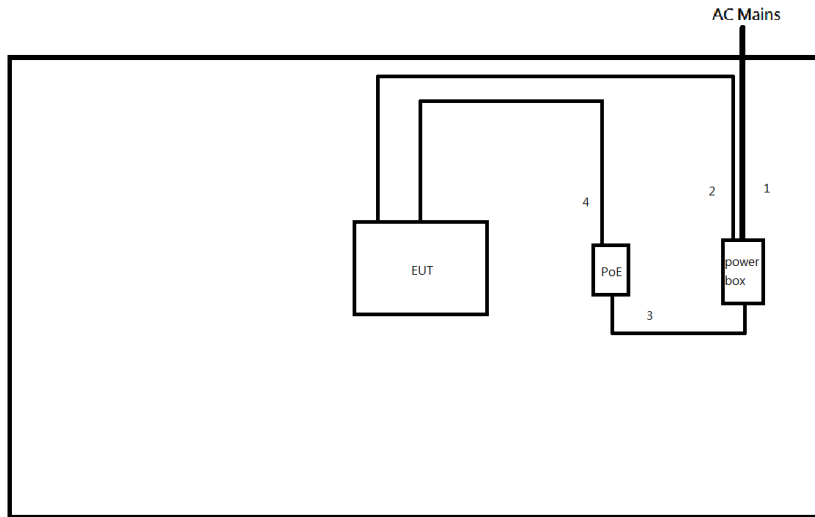
Support Equipment – Conducted					
No.	Equipment	Brand Name	Model Name	FCC ID	Remark
1	Notebook	DELL	E5410	-	-
2	Adapter for NB	DELL	HA65NM130	-	-

Support Equipment – Radiated					
No.	Equipment	Brand Name	Model Name	FCC ID	Remark
1	RJ45 cable	Power Sync	CAT-6E-01	-	-

2.5 Test Setup Diagram



Test Setup Diagram - Radiated Test



Item	Connection	Shielded	Length(m)	Remark
1	AC Power Cable	No	1.8	-
2	Ground Wire	Yes	1.8	-
3	AC Cord	Yes	0.5	-
4	RJ45 Cable	No	1.0	-



3 Transmitter Test Result

3.1 AC Power-line Conducted Emissions

3.1.1 AC Power-line Conducted Emissions Limit

AC Power-line Conducted Emissions Limit		
Frequency Emission (MHz)	Quasi-Peak	Average
0.15-0.5	66 - 56 *	56 - 46 *
0.5-5	56	46
5-30	60	50

Note 1: * Decreases with the logarithm of the frequency.

3.1.2 Measuring Instruments

Refer a test equipment and calibration data table in this test report.

3.1.3 Test Procedures

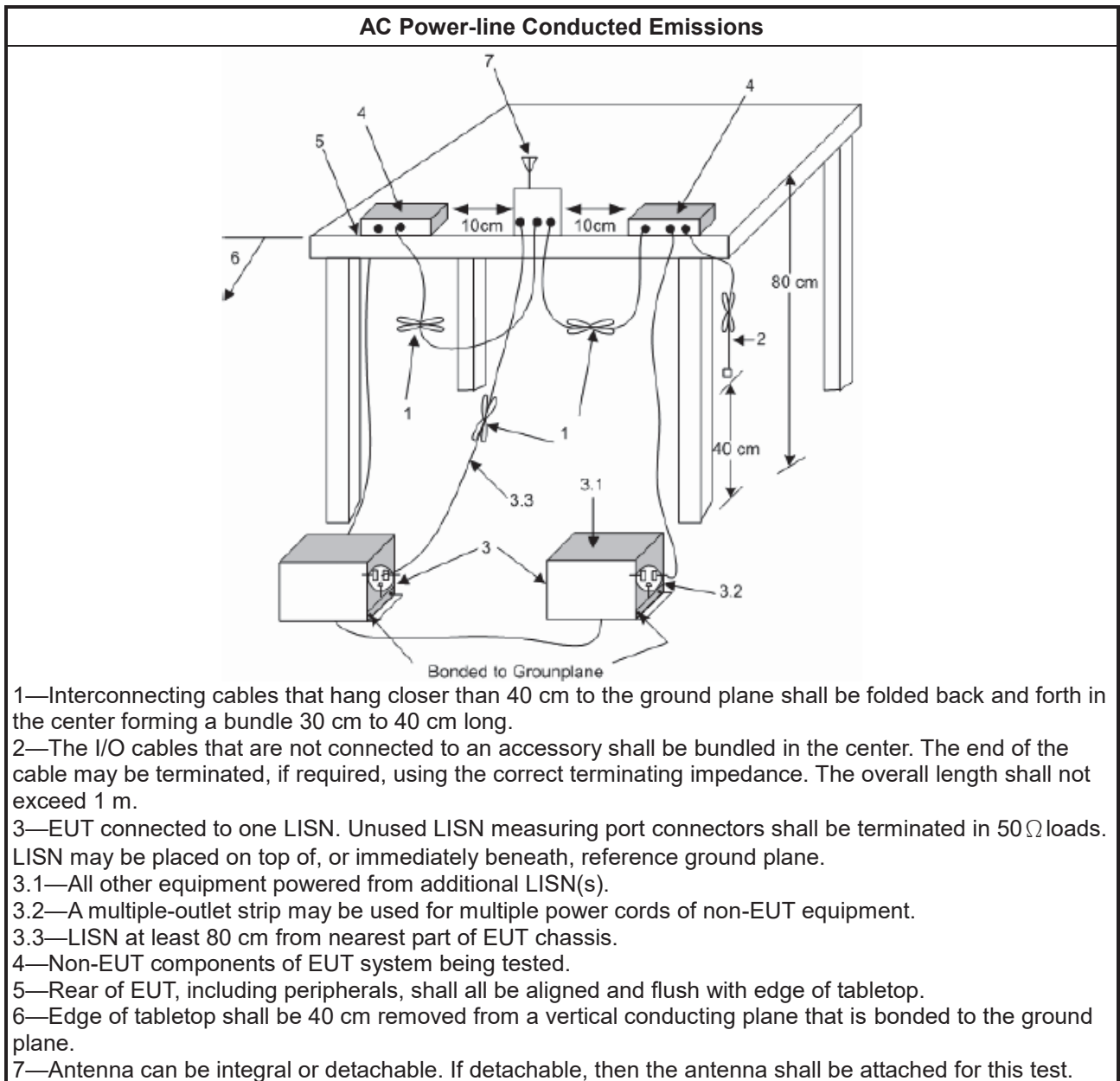
Test Method
<input checked="" type="checkbox"/> Refer as ANSI C63.10-2013, clause 6.2 for AC power-line conducted emissions.

3.1.4 Measurement Results Calculation

The measured Level is calculated using:

Corrected Reading: Raw(Read Level) +LISN(LISN Factor) + CL(Cable Loss) + AT(Attenuator).

3.1.5 Test Setup



3.1.6 Test Result of AC Power-line Conducted Emissions

Refer as Appendix A

3.2 Emission Bandwidth

3.2.1 Emission Bandwidth Limit

Emission Bandwidth Limit	
UNII Devices	
<input checked="" type="checkbox"/>	For the 5.15-5.25 GHz band, N/A
<input type="checkbox"/>	For the 5.25-5.35 GHz band, N/A
<input type="checkbox"/>	For the 5.47-5.725 GHz band, N/A
<input checked="" type="checkbox"/>	For the 5.725-5.85 GHz band, 6 dB emission bandwidth \geq 500kHz.

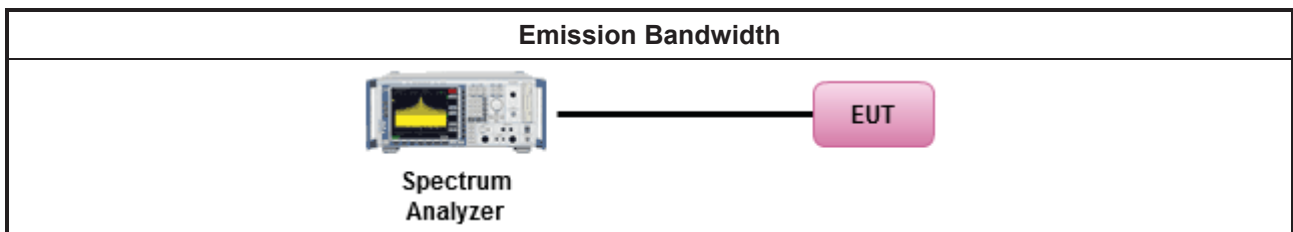
3.2.2 Measuring Instruments

Refer a test equipment and calibration data table in this test report.

3.2.3 Test Procedures

Test Method	
<ul style="list-style-type: none"> For the emission bandwidth shall be measured using one of the options below: 	
<input checked="" type="checkbox"/>	Refer as KDB 789033, clause C for EBW and clause D for OBW measurement.
<input type="checkbox"/>	Refer as ANSI C63.10, clause 6.9.3 for occupied bandwidth testing.
<input type="checkbox"/>	Refer as IC RSS-Gen, clause 6.7 for bandwidth testing.

3.2.4 Test Setup



3.2.5 Test Result of Emission Bandwidth

Refer as Appendix B

3.3 Maximum Conducted Output Power

3.3.1 Maximum Conducted Output Power Limit

Maximum Conducted Output Power Limit	
UNII Devices	
<input checked="" type="checkbox"/> For the 5.15-5.25 GHz band:	
	<ul style="list-style-type: none"> ▪ Outdoor AP: the maximum conducted output power (P_{Out}) shall not exceed 1 W. If $G_{TX} > 6$ dBi, then $P_{Out} = 30 - (G_{TX} - 6)$. e.i.r.p. at any elevation angle above 30 degrees $\leq 125mW$ [21dBm]
	<ul style="list-style-type: none"> ▪ Indoor AP: the maximum conducted output power (P_{Out}) shall not exceed 1 W. If $G_{TX} > 6$ dBi, then $P_{Out} = 30 - (G_{TX} - 6)$
	<ul style="list-style-type: none"> ▪ Point-to-point AP: the maximum conducted output power (P_{Out}) shall not exceed 1 W. If $G_{TX} > 23$ dBi, then $P_{Out} = 30 - (G_{TX} - 23)$.
	<ul style="list-style-type: none"> ▪ Mobile or Portable Client: the maximum conducted output power (P_{Out}) shall not exceed 250 mW. If $G_{TX} > 6$ dBi, then $P_{Out} = 24 - (G_{TX} - 6)$.
<input type="checkbox"/> For the 5.25-5.35 GHz band, the maximum conducted output power (P_{Out}) shall not exceed 250 mW or 11 dBm + 10 log B, where B is the 26 dB emission bandwidth in MHz. If $G_{TX} > 6$ dBi, then $P_{Out} = 24 - (G_{TX} - 6)$.	
<input type="checkbox"/> For the 5.47-5.725 GHz band, the maximum conducted output power (P_{Out}) shall not exceed 250 mW or 11 dBm + 10 log B, where B is the 26 dB emission bandwidth in MHz. If $G_{TX} > 6$ dBi, then $P_{Out} = 24 - (G_{TX} - 6)$.	
<input checked="" type="checkbox"/> For the 5.725-5.85 GHz band:	
	<ul style="list-style-type: none"> ▪ Point-to-multipoint systems (P2M): the maximum conducted output power (P_{Out}) shall not exceed 1 W. If $G_{TX} > 6$ dBi, then $P_{Out} = 30 - (G_{TX} - 6)$.
	<ul style="list-style-type: none"> ▪ Point-to-point systems (P2P): the maximum conducted output power (P_{Out}) shall not exceed 1 W.
P_{Out} = maximum conducted output power in dBm, G_{TX} = the maximum transmitting antenna directional gain in dBi.	

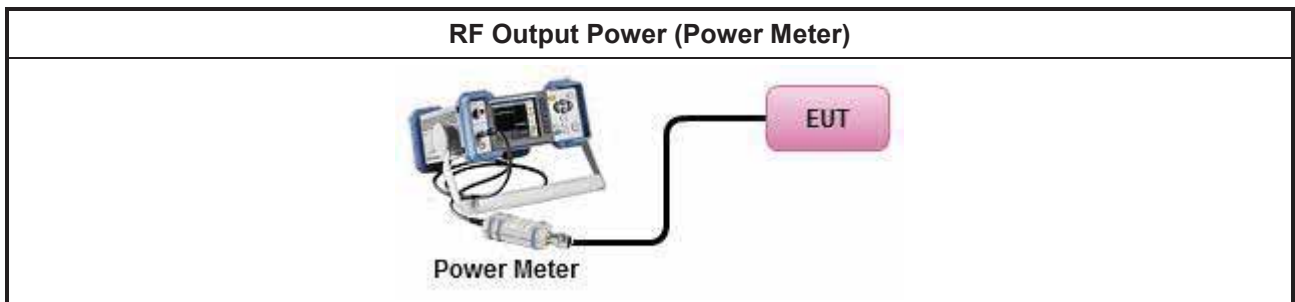
3.3.2 Measuring Instruments

Refer a test equipment and calibration data table in this test report.

3.3.3 Test Procedures

Test Method	
<ul style="list-style-type: none"> Maximum Conducted Output Power 	
	Duty cycle $\geq 98\%$
<input type="checkbox"/>	Refer as KDB 789033, clause E Method SA-2 (spectral trace averaging).
	Duty cycle $< 98\%$
<input type="checkbox"/>	Refer as KDB 789033, clause E Method SA-2 Alt. (RMS detection with slow sweep speed)
	Wideband RF power meter and average over on/off periods with duty factor
<input checked="" type="checkbox"/>	Refer as KDB 789033, clause E Method PM (using an RF average power meter).
<ul style="list-style-type: none"> For conducted measurement. 	
	<ul style="list-style-type: none"> If the EUT supports multiple transmit chains using options given below: Refer as KDB 662911, In-band power measurements. Using the measure-and-sum approach, measured all transmit ports individually. Sum the power (in linear power units e.g., mW) of all ports for each individual sample and save them.
	<ul style="list-style-type: none"> If multiple transmit chains, EIRP calculation could be following as methods: $P_{total} = P_1 + P_2 + \dots + P_n$ (calculated in linear unit [mW] and transfer to log unit [dBm]) $EIRP_{total} = P_{total} + DG$

3.3.4 Test Setup



3.3.5 Test Result of Maximum Conducted Output Power

Refer as Appendix C

3.4 Peak Power Spectral Density

3.4.1 Peak Power Spectral Density Limit

Peak Power Spectral Density Limit	
UNII Devices	
<input checked="" type="checkbox"/> For the 5.15-5.25 GHz band:	
	<ul style="list-style-type: none"> ▪ Outdoor AP: the peak power spectral density (PPSD) shall not exceed 17dBm/MHz. If $G_{TX} > 6$ dBi, then $P_{Out} = 17 - (G_{TX} - 6)$.
	<ul style="list-style-type: none"> ▪ Indoor AP: the peak power spectral density (PPSD) shall not exceed 17dBm/MHz. If $G_{TX} > 6$ dBi, then $P_{Out} = 17 - (G_{TX} - 6)$.
	<ul style="list-style-type: none"> ▪ Point-to-point AP: the peak power spectral density (PPSD) shall not exceed 17dBm/MHz. If $G_{TX} > 23$ dBi, then $P_{Out} = 17 - (G_{TX} - 23)$.
	<ul style="list-style-type: none"> ▪ Mobile or Portable Client: the peak power spectral density (PPSD) ≤ 11 dBm/MHz. If $G_{TX} > 6$ dBi, then $PPSD = 11 - (G_{TX} - 6)$.
<input type="checkbox"/> For the 5.25-5.35 GHz band, the peak power spectral density (PPSD) ≤ 11 dBm/MHz. If $G_{TX} > 6$ dBi, then $PPSD = 11 - (G_{TX} - 6)$.	
<input type="checkbox"/> For the 5.47-5.725 GHz band, the peak power spectral density (PPSD) ≤ 11 dBm/MHz. If $G_{TX} > 6$ dBi, then $PPSD = 11 - (G_{TX} - 6)$.	
<input checked="" type="checkbox"/> For the 5.725-5.85 GHz band:	
	<ul style="list-style-type: none"> ▪ Point-to-multipoint systems (P2M): the peak power spectral density (PPSD) ≤ 30 dBm/500kHz. If $G_{TX} > 6$ dBi, then $PPSD = 30 - (G_{TX} - 6)$.
	<ul style="list-style-type: none"> ▪ Point-to-point systems (P2P): the peak power spectral density (PPSD) ≤ 30 dBm/500kHz.
<p>PPSD = peak power spectral density that he same method as used to determine the conducted output power shall be used to determine the power spectral density. And power spectral density in dBm/MHz G_{TX} = the maximum transmitting antenna directional gain in dBi.</p>	

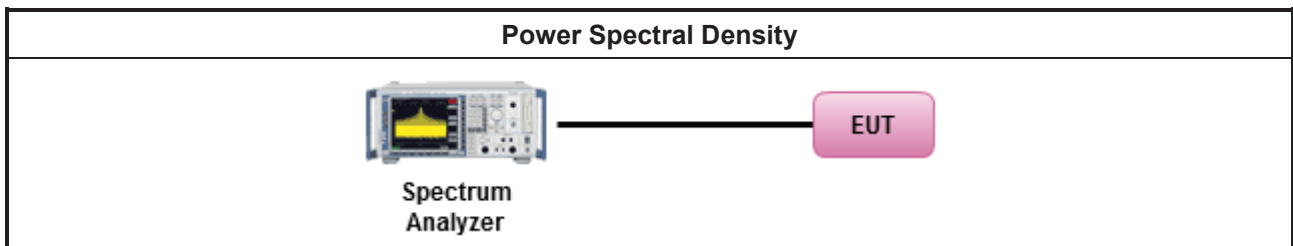
3.4.2 Measuring Instruments

Refer a test equipment and calibration data table in this test report.

3.4.3 Test Procedures

Test Method	
<ul style="list-style-type: none"> ▪ Peak power spectral density procedures that the same method as used to determine the conducted output power shall be used to determine the peak power spectral density and use the peak search function on the spectrum analyzer to find the peak of the spectrum. For the peak power spectral density shall be measured using below options: 	
<input type="checkbox"/>	Refer as KDB 789033, F)5) power spectral density can be measured using resolution bandwidths < 1 MHz provided that the results are integrated over 1 MHz bandwidth
Duty cycle ≥ 98%	
<input type="checkbox"/>	Refer as KDB 789033, clause E Method SA-2 (spectral trace averaging).
Duty cycle < 98%	
<input checked="" type="checkbox"/>	Refer as KDB 789033, clause E Method SA-2 Alt. (RMS detection with slow sweep speed)
<ul style="list-style-type: none"> ▪ For conducted measurement. 	
<ul style="list-style-type: none"> ▪ If the EUT supports multiple transmit chains using options given below: <ul style="list-style-type: none"> ▪ Measure and sum the spectra across the outputs. Refer as KDB 662911, In-band power spectral density (PSD). Sample all transmit ports simultaneously using a spectrum analyzer for each transmit port. Where the trace bin-by-bin of each transmit port summing can be performed. (i.e., in the first spectral bin of output 1 is summed with that in the first spectral bin of output 2 and that from the first spectral bin of output 3, and so on up to the NTX output to obtain the value for the first frequency bin of the summed spectrum.). Add up the amplitude (power) values for the different transmit chains and use this as the new data trace. ▪ If multiple transmit chains, EIRP PPSD calculation could be following as methods: $PPSD_{total} = PPSD_1 + PPSD_2 + \dots + PPSD_n$ (calculated in linear unit [mW] and transfer to log unit [dBm]) $EIRP_{total} = PPSD_{total} + DG$ 	

3.4.4 Test Setup



3.4.5 Test Result of Peak Power Spectral Density

Refer as Appendix D

3.5 Unwanted Emissions

3.5.1 Transmitter Radiated Unwanted Emissions Limit

Unwanted emissions below 1 GHz and restricted band emissions above 1GHz limit			
Frequency Range (MHz)	Field Strength (uV/m)	Field Strength (dBuV/m)	Measure Distance (m)
0.009~0.490	2400/F(kHz)	48.5 - 13.8	300
0.490~1.705	24000/F(kHz)	33.8 - 23	30
1.705~30.0	30	29	30
30~88	100	40	3
88~216	150	43.5	3
216~960	200	46	3
Above 960	500	54	3

Note 1: Test distance for frequencies at or above 30 MHz, measurements may be performed at a distance other than the limit distance provided they are not performed in the near field and the emissions to be measured can be detected by the measurement equipment. When performing measurements at a distance other than that specified, the results shall be extrapolated to the specified distance using an extrapolation factor of 20 dB/decade (inverse of linear distance for field-strength measurements, inverse of linear distance-squared for power-density measurements).

Note 2: Test distance for frequencies at below 30 MHz, measurements may be performed at a distance closer than the EUT limit distance; however, an attempt should be made to avoid making measurements in the near field. When performing measurements below 30 MHz at a closer distance than the limit distance, the results shall be extrapolated to the specified distance by either making measurements at a minimum of two or more distances on at least one radial to determine the proper extrapolation factor or by using the square of an inverse linear distance extrapolation factor (40 dB/decade). The test report shall specify the extrapolation method used to determine compliance of the EUT.

Note 3: Using the distance of 1m during the test for above 18 GHz, and the test value to correct for the distance factor at 3m.

Un-restricted band emissions above 1GHz Limit	
Operating Band	Limit
5.15 - 5.25 GHz	e.i.r.p. -27 dBm [68.2 dBuV/m@3m]
5.25 - 5.35 GHz	e.i.r.p. -27 dBm [68.2 dBuV/m@3m]
5.47 - 5.725 GHz	e.i.r.p. -27 dBm [68.2 dBuV/m@3m]
5.725 - 5.85 GHz	5.650-5700 GHz: e.i.r.p. -27 ~ 10 dBm [68.2 ~ 105.2 dBuV/m@3m] 5.700-5720 GHz: e.i.r.p. 10 ~ 15.6 dBm [105.2 ~ 110.8 dBuV/m@3m] 5.720-5725 GHz: e.i.r.p. 15.6 ~ 27 dBm [110.8 ~ 122.2 dBuV/m@3m] 5.850-5.855 GHz: e.i.r.p. 27 ~ 15.6 dBm [122.2 ~ 110.8 dBuV/m@3m] 5.855-5.875 GHz: e.i.r.p. 15.6 ~ 10 dBm [110.8 ~ 105.2 dBuV/m@3m] 5.875-5.925 GHz: e.i.r.p. 10 ~ -27 dBm [105.2 ~ 68.2dBuV/m@3m] Other un-restricted band: e.i.r.p. -27 dBm [68.2 dBuV/m@3m]

Note 1: Measurements may be performed at a distance other than the limit distance provided they are not performed in the near field and the emissions to be measured can be detected by the measurement equipment. When performing measurements at a distance other than that specified, the results shall be extrapolated to the specified distance using an extrapolation factor of 20 dB/decade (inverse of linear distance for field-strength measurements, inverse of linear distance-squared for power-density measurements).

3.5.2 Measuring Instruments

Refer a test equipment and calibration data table in this test report.

3.5.3 Test Procedures

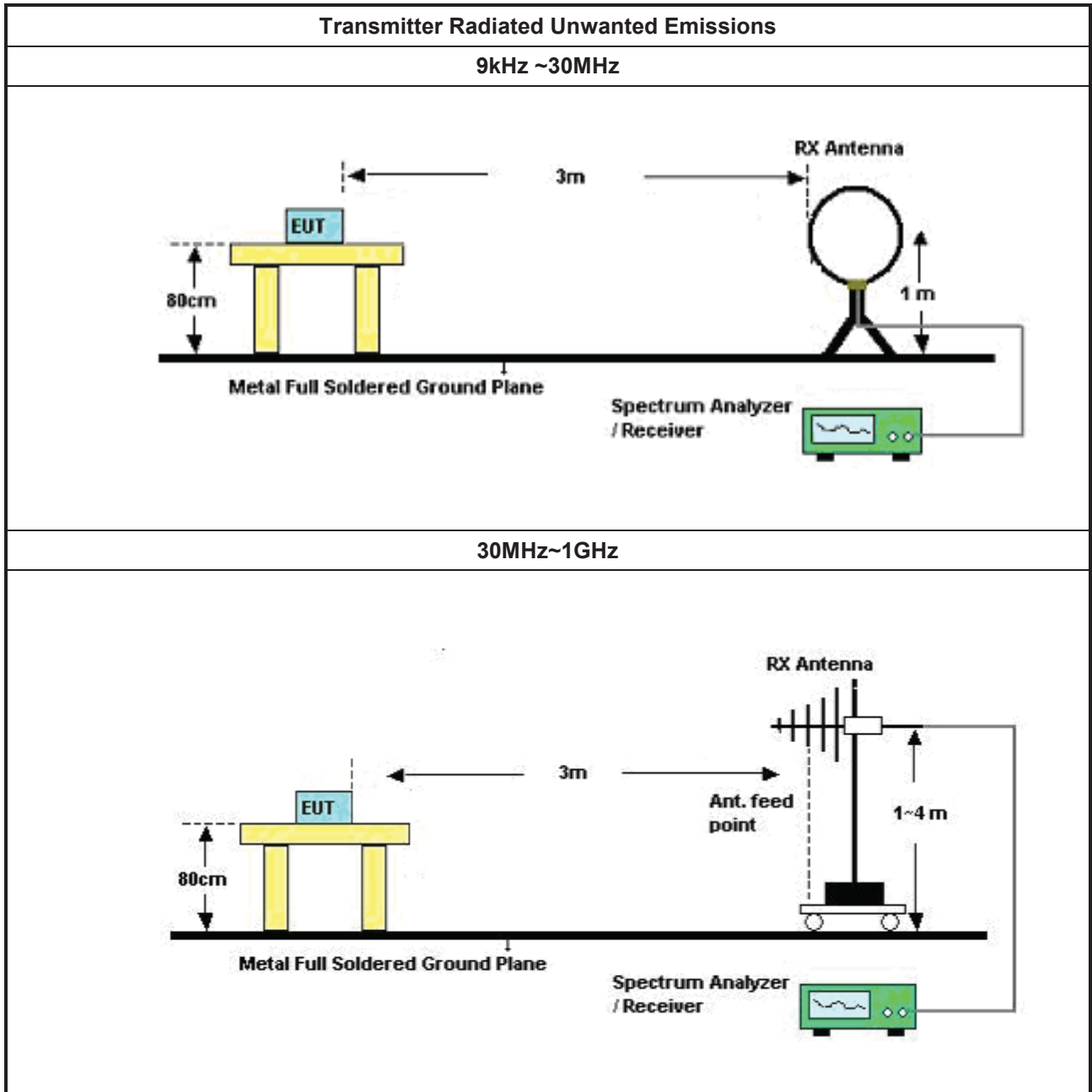
Test Method	
<ul style="list-style-type: none"> Measurements may be performed at a distance other than the limit distance provided they are not performed in the near field and the emissions to be measured can be detected by the measurement equipment. Measurements shall not be performed at a distance greater than 30 m for frequencies above 30 MHz, unless it can be further demonstrated that measurements at a distance of 30 m or less are impractical. When performing measurements at a distance other than that specified, the results shall be extrapolated to the specified distance using an extrapolation factor of 20 dB/decade (inverse of linear distance for field-strength measurements, inverse of linear distance-squared for power-density measurements). 	
<ul style="list-style-type: none"> The average emission levels shall be measured in [duty cycle ≥ 98 or duty factor]. 	
<ul style="list-style-type: none"> For the transmitter unwanted emissions shall be measured using following options below: 	
	<ul style="list-style-type: none"> Refer as KDB 789033, clause G)2) for unwanted emissions into non-restricted bands.
	<ul style="list-style-type: none"> Refer as KDB 789033, clause G)1) for unwanted emissions into restricted bands.
<input checked="" type="checkbox"/>	Refer as KDB 789033, G)6) Method VB (ANSI C63.10, clause 4.1.4.2.3), Reduced VBW.
<input checked="" type="checkbox"/>	Refer as KDB 789033, clause G)5) (ANSI C63.10, clause 4.1.4.2.2), measurement procedure peak limit.
<ul style="list-style-type: none"> For radiated measurement. 	
	<ul style="list-style-type: none"> Refer as ANSI C63.10, clause 6.4 for radiated emissions below 30 MHz and test distance is 3m.
	<ul style="list-style-type: none"> Refer as ANSI C63.10, clause 6.5 for radiated emissions 30 MHz to 1 GHz and test distance is 3m.
	<ul style="list-style-type: none"> Refer as ANSI C63.10, clause 6.6 for radiated emissions above 1GHz.
<ul style="list-style-type: none"> The any unwanted emissions level shall not exceed the fundamental emission level. 	
<ul style="list-style-type: none"> All amplitude of spurious emissions that are attenuated by more than 20 dB below the permissible value has no need to be reported. 	
<ul style="list-style-type: none"> Use the following spectrum analyzer settings: 	
	<ul style="list-style-type: none"> Set RBW=100 kHz for $f < 1$ GHz; VBW=3 * RBW; Sweep = auto; Detector function = peak; Trace = max hold.
	<ul style="list-style-type: none"> Set RBW = 1 MHz, VBW= 3MHz for $f \geq 1$ GHz for peak measurement. For average measurement, refer as 1.1.4.
<ul style="list-style-type: none"> KDB 414788 Open-Field Test Sites and Chamber Correlation Justification. 	
	<ul style="list-style-type: none"> Based on FCC 15.31(f)(2): measurements may be performed at a distance closer than that specified in regulations; however, an attempt should be made to avoid making measurements in the near field.
	<ul style="list-style-type: none"> Open-field site and chamber correlation testing had been performed and chamber measured test result is the worst case test result.

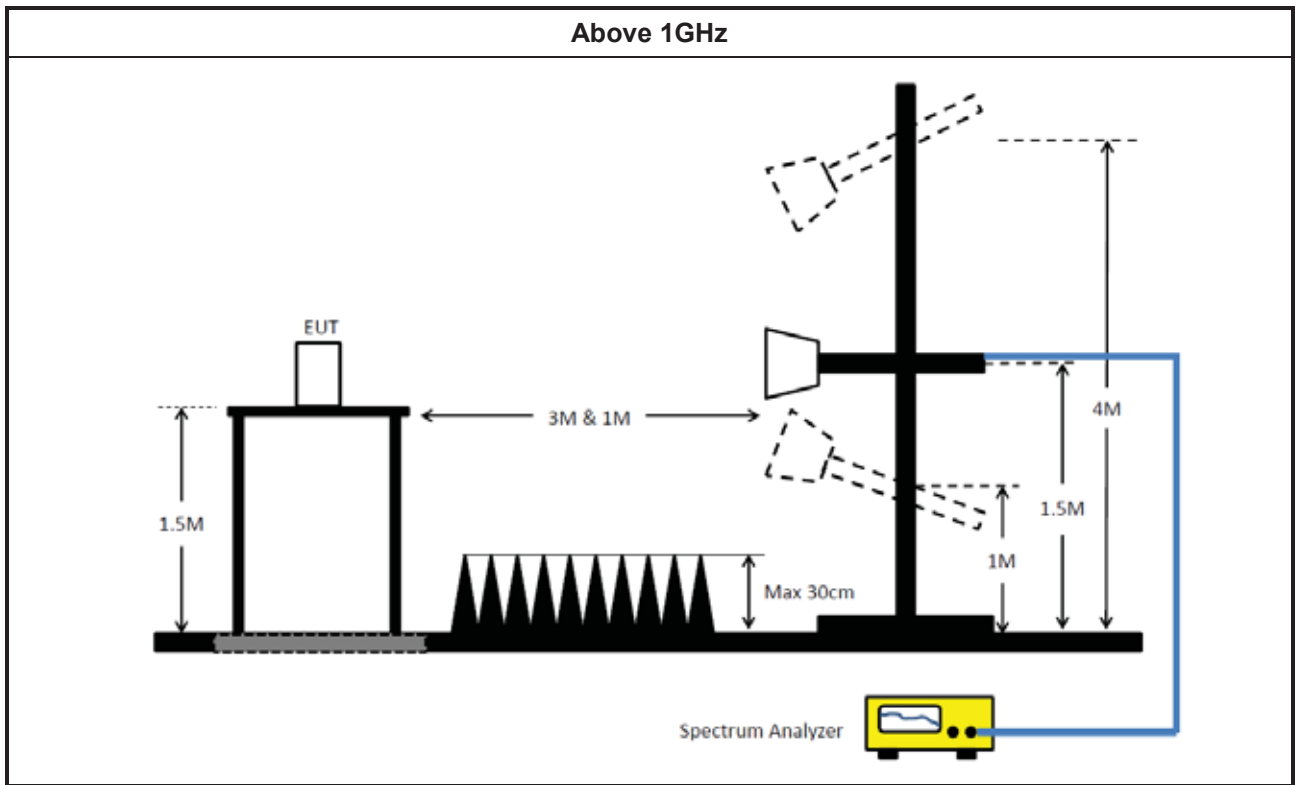
3.5.4 Measurement Results Calculation

The measured Level is calculated using:

Corrected Reading: Raw(Read Level) + AF(Antenna Factor) + CL(Cable Loss) - PA(Preamplifier Factor)

3.5.5 Test Setup





3.5.6 Transmitter Unwanted Emissions (Below 30MHz)

The amplitude of spurious emissions which are attenuated by more than 20dB below the permissible value has no need to be reported.

3.5.7 Test Result of Transmitter Unwanted Emissions

Refer as Appendix E



4 Test Equipment and Calibration Data

Instrument for AC Conduction

Instrument	Manufacturer /Brand	Model No.	Serial No.	Spec.	Calibration Date	Calibration Due Date
EMI Test Receiver	R&S	ESR	102051	9kHz ~ 3.6GHz	16/May/2023	15/May/2024
Two-Line V-Network	R&S	ENV 216	100003	9kHz ~ 30MHz	07/Sep/2023	06/Sep/2024
RF Cable 5m	TITAN	TITAN	CO04-cable-01	9 kHz~200MHz	28/Feb/2023	27/Feb/2024
Impuls Begrenzer Pulse Limiter	SCHWARZBECK	VTSD 9561-F	9561-F041	9kHz ~ 30MHz	25/Oct/2022	24/Oct/2023
Software	Sporton	SENSE-EMI	V5.11.3	-	NCR	NCR

NCR: No Calibration Required

Instrument for Conducted Test - Radio 2, Radio 2+3

Instrument	Manufacturer /Brand	Model No.	Serial No.	Spec.	Calibration Date	Calibration Due Date
Signal Analyzer	R&S	FSV 40	101515	9kHz~40GHz	14/Feb/2023	13/Feb/2024
SMB100A Signal Generator	R&S	SMB100A	181147	100kHz~40GHz	21/Oct/2022	20/Oct/2023
Pulse Sensor	Anritsu	MA2411B	1339407	300MHz~40GHz	14/Dec/2022	13/Dec/2023
Power Meter	Anritsu	ML2495A	1517010	300MHz~40GHz	14/Dec/2022	13/Dec/2023
SENSE-15407_NII	Sporton	V5.11.12	N/A	N/A	N/A	N/A

Instrument for Conducted Test - Radio 3

Instrument	Manufacturer /Brand	Model No.	Serial No.	Spec.	Calibration Date	Calibration Due Date
Signal Analyzer	R&S	FSV 40	101515	9kHz~40GHz	14/Feb/2023	13/Feb/2024
SMB100A Signal Generator	R&S	SMB100A	181147	100kHz~40GHz	21/Oct/2022	20/Oct/2023
Pulse Sensor	Anritsu	MA2411B	1339407	300MHz~40GHz	14/Dec/2022	13/Dec/2023
Power Meter	Anritsu	ML2495A	1517010	300MHz~40GHz	14/Dec/2022	13/Dec/2023
SENSE-15407_NII	Sporton	V5.11.10	N/A	N/A	N/A	N/A



Instrument for Radiated Test - Radio 2 (03CH03-HY)

Instrument	Manufacturer /Brand	Model No.	Serial No.	Spec.	Calibration Date	Calibration Due Date
3m Semi Anechoic Chamber	SIDT FRANKONIA	SAC-3M	03CH03-HY	30MHz~1GHz 3m	30/Jul/2023	29/Jul/2024
Signal Analyzer	R&S	FSV40	101500	10Hz~40GHz	26/Oct/2022	25/Oct/2023
Amplifier	Agilent	8447D	2944A08033	10kHz~1.3GHz	07/Apr/2023	06/Apr/2024
Bilog Antenna & 6dB Attenuator	SCHAFFNER / EMCI	CBL6112B / N-6-05	22237 / AT-N-0603	30MHz~1GHz	16/Oct/2022	15/Oct/2023
RF Cable-R03m	Jye Bao	RG142	CB021	9kHz~30MHz	13/Jun/2023	12/Jun/2024
RF Cable-R03m	Jye Bao	RG142	03CH03-cable-02	30MHz~1GHz	13/Jun/2023	12/Jun/2024
Loop Antenna	TESEQ	HLA 6120	31244	9kHz~30MHz	23/Mar/2023	22/Mar/2024
EMI Test Receiver	R&S	ESR3	ESR3102052	9kHz~3.6GHz	26/Mar/2023	25/Mar/2024
SENSE-15407_NII	Sporton	V5.11.11	N/A	N/A	N/A	N/A

Instrument for Radiated Test - Radio 2 (03CH02-HY)

Instrument	Manufacturer /Brand	Model No.	Serial No.	Spec.	Calibration Date	Calibration Due Date
3m Semi Anechoic Chamber	SIDT FRANKONIA	SAC-3M	03CH02-HY	1GHz~18GHz 3m	28/Jul/2023	27/Jul/2024
Signal Analyzer	R&S	FSP 40	100305	9kHz~40GHz	25/Mar/2023	24/Mar/2024
Double Ridged Guide Horn Antenna	SCHWARZBECK	BBHA 9120 D	1534	1GHz~18GHz	23/Mar/2023	22/Mar/2024
RF Cable-R03m	HUBER+SUHNER	SUCOFLEX104	03CH02-cable-01	1GHz~40GHz	10/Feb/2023	09/Feb/2024
Broadband Horn Antenna	SCHWARZBECK	BBHA 9170	BBHA 9170221	15GHz~40GHz	25/Mar/2023	24/Mar/2024
Microwave Preamplifier	Agilent	8449B	3008A02373	1GHz~26.5GHz	02/Nov/2022	01/Nov/2023
Microwave Preamplifier	EMC INSTRUMENTS	EM18G40G	060604	18GHz ~ 40GHz	16/Mar/2023	15/Mar/2024
SENSE-15407_NII	Sporton	V5.11.11	N/A	N/A	N/A	N/A



Instrument for Radiated Test - Radio 3 (03CH03-HY)

Instrument	Manufacturer /Brand	Model No.	Serial No.	Spec.	Calibration Date	Calibration Due Date
3m Semi Anechoic Chamber	SIDT FRANKONIA	SAC-3M	03CH03-HY	30MHz~1GHz 3m	30/Jul/2023	29/Jul/2024
3m Semi Anechoic Chamber	SIDT FRANKONIA	SAC-3M	03CH03-HY	1GHz~18GHz 3m	28/Jul/2023	27/Jul/2024
Signal Analyzer	R&S	FSV40	101500	10Hz~40GHz	26/Oct/2022	25/Oct/2023
Amplifier	Aglient	8447D	2944A11149	100kHz~1.3GHz	27/Jun/2023	26/Jun/2024
Double Ridged Guide Horn Antenna	SCHWARZBECK	BBHA 9120 D	02267	1GHz~18GHz	27/Sep/2022	26/Sep/2023
Bilog Antenna & 6dB Attenuator	SCHAFFNER / EMCI	CBL6112B / N-6-05	22237 / AT-N-0603	30MHz~1GHz	16/Oct/2022	15/Oct/2023
RF Cable-R03m	Jye Bao	RG142	CB021	9kHz~30MHz	13/Jun/2023	12/Jun/2024
RF Cable-R03m	Jye Bao	RG142	03CH03-cable-02	30MHz~1GHz	13/Jun/2023	12/Jun/2024
RF CABLE 5+6m	HUBER+SUHNER	SUOFLEX 104	03CH03-cable-01	1GHz~40GHz	29/Jun/2023	28/Jun/2024
Broadband Horn Antenna	SCHWARZBECK	BBHA 9170	BBHA 9170221	15GHz~40GHz	25/Mar/2023	24/Mar/2024
Microwave Premplifier	Agilent	8449B	3008A02326	1GHz~26.5GHz	26/Jul/2023	25/Jul/2024
Microwave Premplifier	EMC INSTRUMENTS	EM18G40G	060604	18GHz ~ 40GHz	16/Mar/2023	15/Mar/2024
Loop Antenna	TESEQ	HLA 6120	31244	9kHz~30MHz	23/Mar/2023	22/Mar/2024
EMI Test Receiver	R&S	ESR3	ESR3102052	9kHz~3.6GHz	26/Mar/2023	25/Mar/2024
SENSE-15407-NII	Sporton	V5.11.12	NA	NA	NA	NA



Instrument for Radiated Test - Radio 2+3 (03CH03-HY)

Instrument	Manufacturer /Brand	Model No.	Serial No.	Spec.	Calibration Date	Calibration Due Date
3m Semi Anechoic Chamber	SIDT FRANKONIA	SAC-3M	03CH03-HY	30MHz~1GHz 3m	30/Jul/2023	29/Jul/2024
Signal Analyzer	R&S	FSV40	101500	10Hz~40GHz	26/Oct/2022	25/Oct/2023
Amplifier	Agilent	8447D	2944A08033	10kHz~1.3GHz	07/Apr/2023	06/Apr/2024
Bilog Antenna & 6dB Attenuator	SCHAFFNER / EMCI	CBL6112B / N-6-05	22237 / AT-N-0603	30MHz~1GHz	16/Oct/2022	15/Oct/2023
RF Cable-R03m	Jye Bao	RG142	CB021	9kHz~30MHz	13/Jun/2023	12/Jun/2024
RF Cable-R03m	Jye Bao	RG142	03CH03-cable-02	30MHz~1GHz	13/Jun/2023	12/Jun/2024
Loop Antenna	TESEQ	HLA 6120	31244	9kHz~30MHz	23/Mar/2023	22/Mar/2024
EMI Test Receiver	R&S	ESR3	ESR3102052	9kHz~3.6GHz	26/Mar/2023	25/Mar/2024
SENSE-15407_NII	Sporton	V5.11.11	N/A	N/A	N/A	N/A

Instrument for Radiated Test - Radio 2+3 (03CH02-HY)

Instrument	Manufacturer /Brand	Model No.	Serial No.	Spec.	Calibration Date	Calibration Due Date
3m Semi Anechoic Chamber	SIDT FRANKONIA	SAC-3M	03CH02-HY	1GHz~18GHz 3m	28/Jul/2023	27/Jul/2024
Signal Analyzer	R&S	FSP 40	100305	9kHz~40GHz	25/Mar/2023	24/Mar/2024
Double Ridged Guide Horn Antenna	SCHWARZBECK	BBHA 9120 D	1534	1GHz~18GHz	23/Mar/2023	22/Mar/2024
RF Cable-R03m	HUBER+SUHNER	SUCOFLEX104	03CH02-cable-01	1GHz~40GHz	10/Feb/2023	09/Feb/2024
Broadband Horn Antenna	SCHWARZBECK	BBHA 9170	BBHA 9170221	15GHz~40GHz	25/Mar/2023	24/Mar/2024
Microwave Preamplifier	Agilent	8449B	3008A02373	1GHz~26.5GHz	02/Nov/2022	01/Nov/2023
Microwave Preamplifier	EMC INSTRUMENTS	EM18G40G	060604	18GHz ~ 40GHz	16/Mar/2023	15/Mar/2024
SENSE-15407_NII	Sporton	V5.11.11	N/A	N/A	N/A	N/A



Instrument for Radiated Test Co-location (03CH02-HY)

Instrument	Manufacturer /Brand	Model No.	Serial No.	Spec.	Calibration Date	Calibration Due Date
3m Semi Anechoic Chamber	SIDT FRANKONIA	SAC-3M	03CH02-HY	1GHz~18GHz 3m	28/Jul/2023	27/Jul/2024
Signal Analyzer	R&S	FSP 40	100305	9kHz~40GHz	25/Mar/2023	24/Mar/2024
Double Ridged Guide Horn Antenna	SCHWARZBECK	BBHA 9120 D	02268	1GHz~18GHz	23/Sep/2023	22/Sep/2024
RF Cable-R03m	HUBER+SUHNER	SUCOFLEX104	03CH02-cable-01	1GHz~40GHz	10/Feb/2023	09/Feb/2024
Broadband Horn Antenna	SCHWARZBECK	BBHA 9170	BBHA 9170221	15GHz~40GHz	25/Mar/2023	24/Mar/2024
Microwave Preamplifier	Agilent	8449B	3008A02373	1GHz~26.5GHz	02/Nov/2022	01/Nov/2023
Microwave Preamplifier	EMC INSTRUMENTS	EM18G40G	60604	18GHz ~ 40GHz	16/Mar/2023	15/Mar/2024
SENSE-EMI	V5.11.5	NA	NA	NA	NA	NA



Conducted Emissions at Powerline_Non-Beamforming_Radio 2 Appendix A.1

Summary

Mode	Result	Type	Freq (Hz)	Level (dBuV)	Limit (dBuV)	Margin (dB)	Condition
Mode 1	Pass	AV	451.436k	38.27	46.84	-8.57	Neutral



Conducted Emissions at Powerline_Non-Beamforming_Radio 2 Appendix A.1

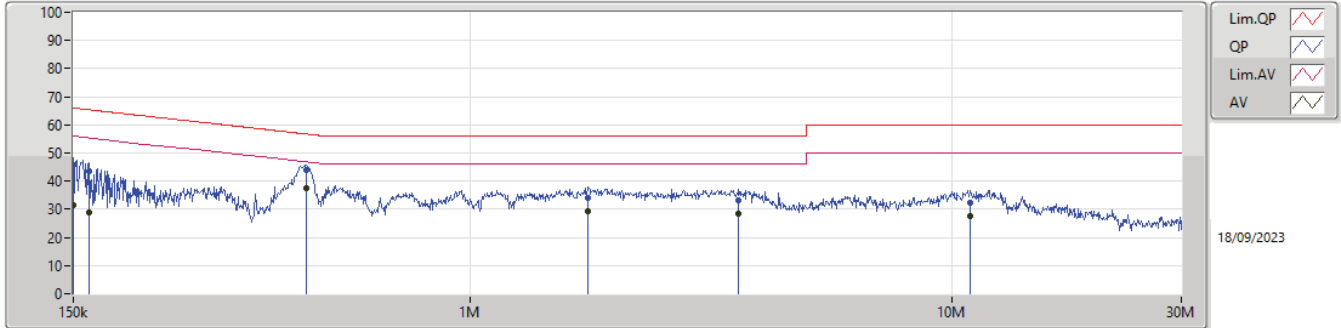
Result

Mode	Result	Type	Freq (Hz)	Level (dBuV)	Limit (dBuV)	Margin (dB)	Condition
Mode 1	Pass	QP	150k	45.82	66.00	-20.18	Line
Mode 1	Pass	AV	150k	31.30	56.00	-24.70	Line
Mode 1	Pass	QP	161.82k	43.54	65.37	-21.83	Line
Mode 1	Pass	AV	161.82k	28.77	55.37	-26.60	Line
Mode 1	Pass	QP	456.875k	43.92	56.75	-12.83	Line
Mode 1	Pass	AV	456.875k	37.59	46.75	-9.16	Line
Mode 1	Pass	QP	1.754M	33.95	56.00	-22.05	Line
Mode 1	Pass	AV	1.754M	29.36	46.00	-16.64	Line
Mode 1	Pass	QP	3.613M	33.28	56.00	-22.72	Line
Mode 1	Pass	AV	3.613M	28.55	46.00	-17.45	Line
Mode 1	Pass	QP	10.917M	32.29	60.00	-27.71	Line
Mode 1	Pass	AV	10.917M	27.54	50.00	-22.46	Line
Mode 1	Pass	QP	150.6k	46.04	65.96	-19.92	Neutral
Mode 1	Pass	AV	150.6k	31.25	55.96	-24.71	Neutral
Mode 1	Pass	QP	180.957k	39.97	64.43	-24.46	Neutral
Mode 1	Pass	AV	180.957k	26.24	54.43	-28.19	Neutral
Mode 1	Pass	QP	451.436k	44.08	56.84	-12.76	Neutral
Mode 1	Pass	AV	451.436k	38.27	46.84	-8.57	Neutral
Mode 1	Pass	QP	937.272k	31.68	56.00	-24.32	Neutral
Mode 1	Pass	AV	937.272k	28.33	46.00	-17.67	Neutral
Mode 1	Pass	QP	3.244M	27.74	56.00	-28.26	Neutral
Mode 1	Pass	AV	3.244M	22.83	46.00	-23.17	Neutral
Mode 1	Pass	QP	10.961M	32.68	60.00	-27.32	Neutral
Mode 1	Pass	AV	10.961M	28.00	50.00	-22.00	Neutral



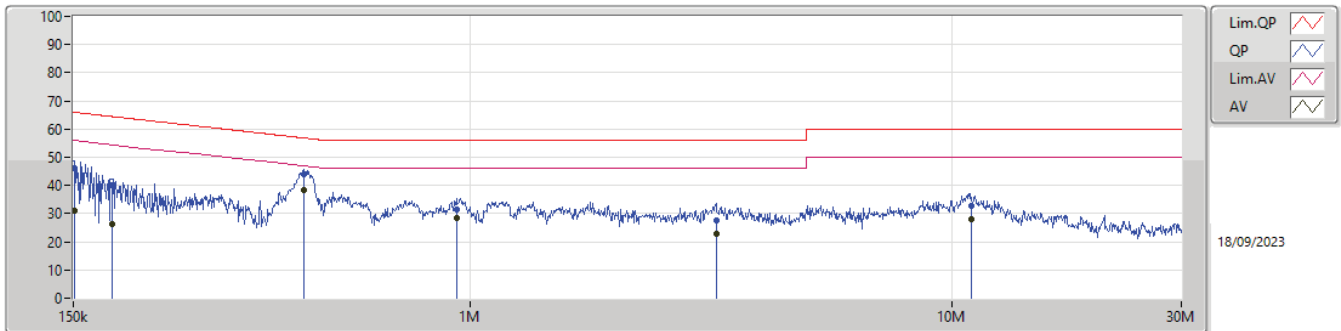
Conducted Emissions at Powerline_Non-Beamforming_Radio 2 Appendix A.1

Conducted Emissions at Powerline_Mode 1



Type	Freq (Hz)	Level (dBuV)	Limit (dBuV)	Margin (dB)	Factor (dB)	Condition	Comment	Raw (dBuV)	LISN (dB)	CL (dB)	AT (dB)
QP	150k	45.82	66.00	-20.18	19.53	Line	-	26.29	9.57	0.03	9.93
AV	150k	31.30	56.00	-24.70	19.53	Line	-	11.77	9.57	0.03	9.93
QP	161.82k	43.54	65.37	-21.83	19.53	Line	-	24.01	9.57	0.03	9.93
AV	161.82k	28.77	55.37	-26.60	19.53	Line	-	9.24	9.57	0.03	9.93
QP	456.875k	43.92	56.75	-12.83	19.57	Line	-	24.35	9.57	0.04	9.96
AV	456.875k	37.59	46.75	-9.16	19.57	Line	-	18.02	9.57	0.04	9.96
QP	1.754M	33.95	56.00	-22.05	19.59	Line	-	14.36	9.58	0.07	9.94
AV	1.754M	29.36	46.00	-16.64	19.59	Line	-	9.77	9.58	0.07	9.94
QP	3.613M	33.28	56.00	-22.72	19.65	Line	-	13.63	9.60	0.12	9.93
AV	3.613M	28.55	46.00	-17.45	19.65	Line	-	8.90	9.60	0.12	9.93
QP	10.917M	32.29	60.00	-27.71	19.86	Line	-	12.43	9.71	0.19	9.96
AV	10.917M	27.54	50.00	-22.46	19.86	Line	-	7.68	9.71	0.19	9.96

Conducted Emissions at Powerline_Mode 1



Type	Freq (Hz)	Level (dBuV)	Limit (dBuV)	Margin (dB)	Factor (dB)	Condition	Comment	Raw (dBuV)	LISN (dB)	CL (dB)	AT (dB)
QP	150.6k	46.04	65.96	-19.92	19.58	Neutral	-	26.46	9.62	0.03	9.93
AV	150.6k	31.25	55.96	-24.71	19.58	Neutral	-	11.67	9.62	0.03	9.93
QP	180.957k	39.97	64.43	-24.46	19.58	Neutral	-	20.39	9.62	0.03	9.93
AV	180.957k	26.24	54.43	-28.19	19.58	Neutral	-	6.66	9.62	0.03	9.93
QP	451.436k	44.08	56.84	-12.76	19.62	Neutral	-	24.46	9.62	0.04	9.96
AV	451.436k	38.27	46.84	-8.57	19.62	Neutral	-	18.65	9.62	0.04	9.96
QP	937.272k	31.68	56.00	-24.32	19.61	Neutral	-	12.07	9.62	0.05	9.94
AV	937.272k	28.33	46.00	-17.67	19.61	Neutral	-	8.72	9.62	0.05	9.94
QP	3.244M	27.74	56.00	-28.26	19.69	Neutral	-	8.05	9.65	0.11	9.93
AV	3.244M	22.83	46.00	-23.17	19.69	Neutral	-	3.14	9.65	0.11	9.93
QP	10.961M	32.68	60.00	-27.32	19.98	Neutral	-	12.70	9.83	0.19	9.96
AV	10.961M	28.00	50.00	-22.00	19.98	Neutral	-	8.02	9.83	0.19	9.96



Conducted Emissions at Powerline_Non-Beamforming_Radio 3 Appendix A.2

Summary

Mode	Result	Type	Freq (Hz)	Level (dBuV)	Limit (dBuV)	Margin (dB)	Condition
Mode 1	Pass	AV	446.062k	39.05	46.96	-7.91	Neutral



Conducted Emissions at Powerline_Non-Beamforming_Radio 3 Appendix A.2

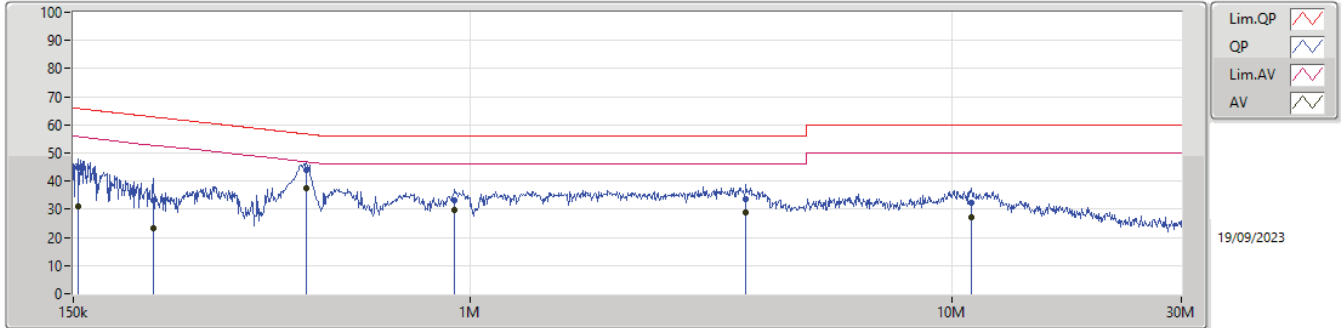
Result

Mode	Result	Type	Freq (Hz)	Level (dBuV)	Limit (dBuV)	Margin (dB)	Condition
Mode 1	Pass	QP	153.636k	44.79	65.81	-21.02	Line
Mode 1	Pass	AV	153.636k	30.93	55.81	-24.88	Line
Mode 1	Pass	QP	220.053k	33.31	62.81	-29.50	Line
Mode 1	Pass	AV	220.053k	23.26	52.81	-29.55	Line
Mode 1	Pass	QP	456.875k	43.92	56.75	-12.83	Line
Mode 1	Pass	AV	456.875k	37.52	46.75	-9.23	Line
Mode 1	Pass	QP	929.818k	33.24	56.00	-22.76	Line
Mode 1	Pass	AV	929.818k	29.63	46.00	-16.37	Line
Mode 1	Pass	QP	3.745M	33.45	56.00	-22.55	Line
Mode 1	Pass	AV	3.745M	28.79	46.00	-17.21	Line
Mode 1	Pass	QP	11.004M	32.12	60.00	-27.88	Line
Mode 1	Pass	AV	11.004M	27.32	50.00	-22.68	Line
Mode 1	Pass	QP	154.868k	44.83	65.73	-20.90	Neutral
Mode 1	Pass	AV	154.868k	30.10	55.73	-25.63	Neutral
Mode 1	Pass	QP	220.933k	32.42	62.79	-30.37	Neutral
Mode 1	Pass	AV	220.933k	21.49	52.79	-31.30	Neutral
Mode 1	Pass	QP	446.062k	43.54	56.96	-13.42	Neutral
Mode 1	Pass	AV	446.062k	39.05	46.96	-7.91	Neutral
Mode 1	Pass	QP	967.688k	31.47	56.00	-24.53	Neutral
Mode 1	Pass	AV	967.688k	27.62	46.00	-18.38	Neutral
Mode 1	Pass	QP	3.244M	28.29	56.00	-27.71	Neutral
Mode 1	Pass	AV	3.244M	23.46	46.00	-22.54	Neutral
Mode 1	Pass	QP	10.873M	32.35	60.00	-27.65	Neutral
Mode 1	Pass	AV	10.873M	27.77	50.00	-22.23	Neutral



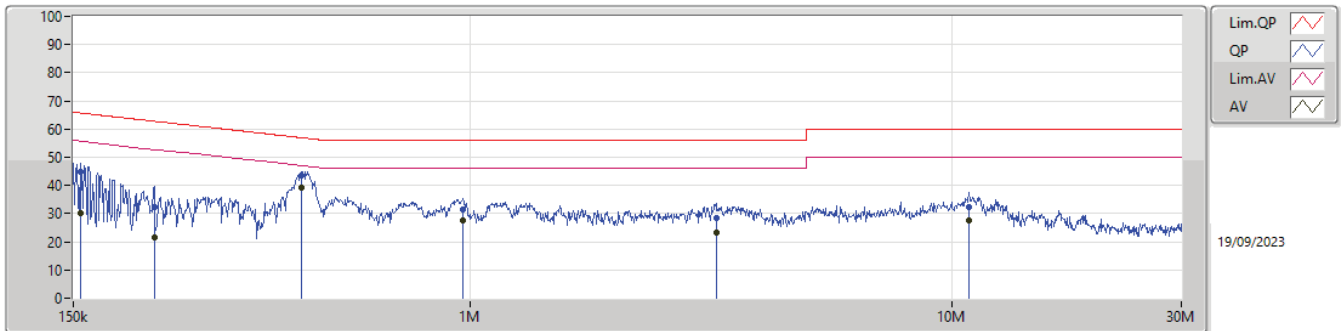
Conducted Emissions at Powerline_Non-Beamforming_Radio 3 Appendix A.2

Conducted Emissions at Powerline_Mode 1



Type	Freq (Hz)	Level (dBuV)	Limit (dBuV)	Margin (dB)	Factor (dB)	Condition	Comment	Raw (dBuV)	LISN (dB)	CL (dB)	AT (dB)
QP	153.636k	44.79	65.81	-21.02	19.53	Line	-	25.26	9.57	0.03	9.93
AV	153.636k	30.93	55.81	-24.88	19.53	Line	-	11.40	9.57	0.03	9.93
QP	220.053k	33.31	62.81	-29.50	19.52	Line	-	13.79	9.56	0.03	9.93
AV	220.053k	23.26	52.81	-29.55	19.52	Line	-	3.74	9.56	0.03	9.93
QP	456.875k	43.92	56.75	-12.83	19.57	Line	-	24.35	9.57	0.04	9.96
AV	456.875k	37.52	46.75	-9.23	19.57	Line	-	17.95	9.57	0.04	9.96
QP	929.818k	33.24	56.00	-22.76	19.56	Line	-	13.68	9.57	0.05	9.94
AV	929.818k	29.63	46.00	-16.37	19.56	Line	-	10.07	9.57	0.05	9.94
QP	3.745M	33.45	56.00	-22.55	19.66	Line	-	13.79	9.60	0.13	9.93
AV	3.745M	28.79	46.00	-17.21	19.66	Line	-	9.13	9.60	0.13	9.93
QP	11.004M	32.12	60.00	-27.88	19.86	Line	-	12.26	9.71	0.19	9.96
AV	11.004M	27.32	50.00	-22.68	19.86	Line	-	7.46	9.71	0.19	9.96

Conducted Emissions at Powerline_Mode 1



Type	Freq (Hz)	Level (dBuV)	Limit (dBuV)	Margin (dB)	Factor (dB)	Condition	Comment	Raw (dBuV)	LISN (dB)	CL (dB)	AT (dB)
QP	154.868k	44.83	65.73	-20.90	19.58	Neutral	-	25.25	9.62	0.03	9.93
AV	154.868k	30.10	55.73	-25.63	19.58	Neutral	-	10.52	9.62	0.03	9.93
QP	220.933k	32.42	62.79	-30.37	19.58	Neutral	-	12.84	9.62	0.03	9.93
AV	220.933k	21.49	52.79	-31.30	19.58	Neutral	-	1.91	9.62	0.03	9.93
QP	446.062k	43.54	56.96	-13.42	19.62	Neutral	-	23.92	9.62	0.04	9.96
AV	446.062k	39.05	46.96	-7.91	19.62	Neutral	-	19.43	9.62	0.04	9.96
QP	967.688k	31.47	56.00	-24.53	19.61	Neutral	-	11.86	9.62	0.05	9.94
AV	967.688k	27.62	46.00	-18.38	19.61	Neutral	-	8.01	9.62	0.05	9.94
QP	3.244M	28.29	56.00	-27.71	19.69	Neutral	-	8.60	9.65	0.11	9.93
AV	3.244M	23.46	46.00	-22.54	19.69	Neutral	-	3.77	9.65	0.11	9.93
QP	10.873M	32.35	60.00	-27.65	19.97	Neutral	-	12.38	9.82	0.19	9.96
AV	10.873M	27.77	50.00	-22.23	19.97	Neutral	-	7.80	9.82	0.19	9.96



**Conducted Emissions at Powerline_
Non-Beamforming_Radio 2(Low Band)+Radio 3(High Band)**

Appendix A.3

Summary

Mode	Result	Type	Freq (Hz)	Level (dBuV)	Limit (dBuV)	Margin (dB)	Condition
Mode 1	Pass	AV	446.062k	39.41	46.96	-7.55	Line



**Conducted Emissions at Powerline
Non-Beamforming_Radio 2(Low Band)+Radio 3(High Band)**

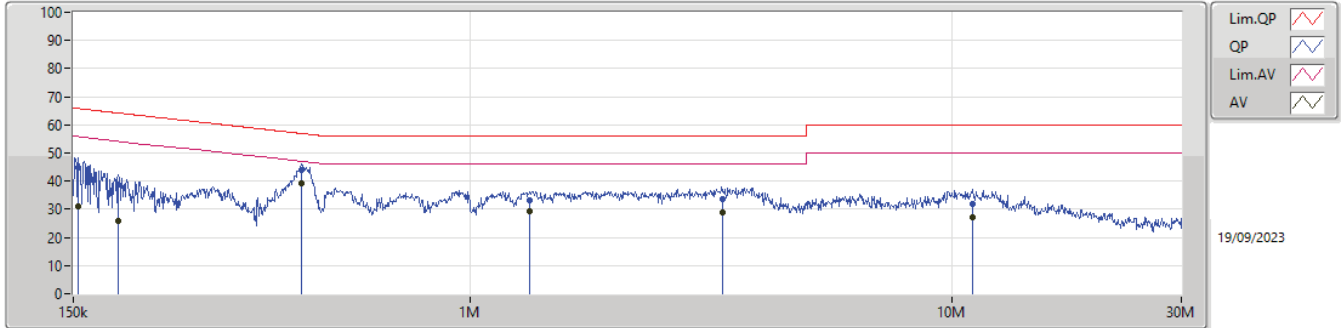
Appendix A.3

Result

Mode	Result	Type	Freq (Hz)	Level (dBuV)	Limit (dBuV)	Margin (dB)	Condition
Mode 1	Pass	QP	153.636k	44.95	65.81	-20.86	Line
Mode 1	Pass	AV	153.636k	30.95	55.81	-24.86	Line
Mode 1	Pass	QP	186.085k	38.67	64.20	-25.53	Line
Mode 1	Pass	AV	186.085k	25.71	54.20	-28.49	Line
Mode 1	Pass	QP	446.062k	43.97	56.96	-12.99	Line
Mode 1	Pass	AV	446.062k	39.41	46.96	-7.55	Line
Mode 1	Pass	QP	1.332M	33.23	56.00	-22.77	Line
Mode 1	Pass	AV	1.332M	29.19	46.00	-16.81	Line
Mode 1	Pass	QP	3.336M	33.49	56.00	-22.51	Line
Mode 1	Pass	AV	3.336M	28.79	46.00	-17.21	Line
Mode 1	Pass	QP	11.048M	32.01	60.00	-27.99	Line
Mode 1	Pass	AV	11.048M	27.23	50.00	-22.77	Line
Mode 1	Pass	QP	150.6k	45.74	65.96	-20.22	Neutral
Mode 1	Pass	AV	150.6k	30.60	55.96	-25.36	Neutral
Mode 1	Pass	QP	213.989k	34.19	63.06	-28.87	Neutral
Mode 1	Pass	AV	213.989k	23.83	53.06	-29.23	Neutral
Mode 1	Pass	QP	455.055k	43.91	56.78	-12.87	Neutral
Mode 1	Pass	AV	455.055k	37.51	46.78	-9.27	Neutral
Mode 1	Pass	QP	941.021k	31.66	56.00	-24.34	Neutral
Mode 1	Pass	AV	941.021k	28.59	46.00	-17.41	Neutral
Mode 1	Pass	QP	3.686M	27.63	56.00	-28.37	Neutral
Mode 1	Pass	AV	3.686M	22.93	46.00	-23.07	Neutral
Mode 1	Pass	QP	11.137M	32.25	60.00	-27.75	Neutral
Mode 1	Pass	AV	11.137M	27.61	50.00	-22.39	Neutral

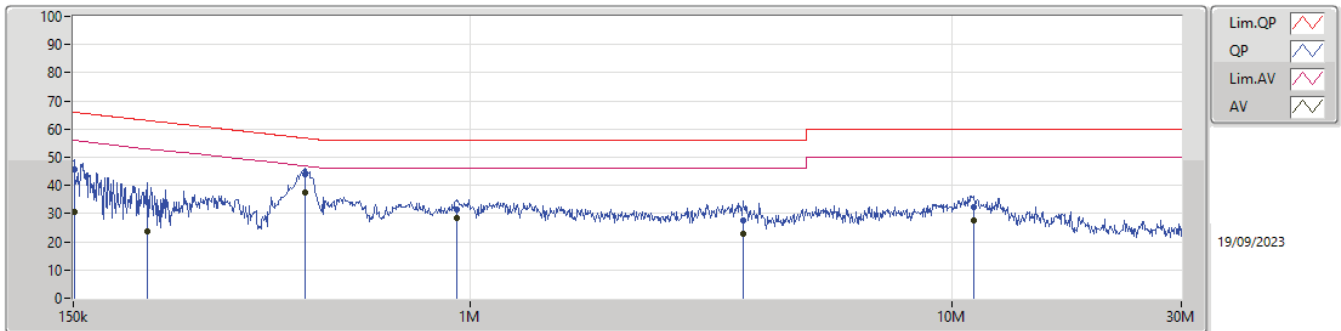


Conducted Emissions at Powerline_Mode 1



Type	Freq (Hz)	Level (dBuV)	Limit (dBuV)	Margin (dB)	Factor (dB)	Condition	Comment	Raw (dBuV)	LISN (dB)	CL (dB)	AT (dB)
QP	153.636k	44.95	65.81	-20.86	19.53	Line	-	25.42	9.57	0.03	9.93
AV	153.636k	30.95	55.81	-24.86	19.53	Line	-	11.42	9.57	0.03	9.93
QP	186.085k	38.67	64.20	-25.53	19.52	Line	-	19.15	9.56	0.03	9.93
AV	186.085k	25.71	54.20	-28.49	19.52	Line	-	6.19	9.56	0.03	9.93
QP	446.062k	43.97	56.96	-12.99	19.57	Line	-	24.40	9.57	0.04	9.96
AV	446.062k	39.41	46.96	-7.55	19.57	Line	-	19.84	9.57	0.04	9.96
QP	1.332M	33.23	56.00	-22.77	19.57	Line	-	13.66	9.57	0.06	9.94
AV	1.332M	29.19	46.00	-16.81	19.57	Line	-	9.62	9.57	0.06	9.94
QP	3.336M	33.49	56.00	-22.51	19.64	Line	-	13.85	9.59	0.12	9.93
AV	3.336M	28.79	46.00	-17.21	19.64	Line	-	9.15	9.59	0.12	9.93
QP	11.048M	32.01	60.00	-27.99	19.86	Line	-	12.15	9.71	0.19	9.96
AV	11.048M	27.23	50.00	-22.77	19.86	Line	-	7.37	9.71	0.19	9.96

Conducted Emissions at Powerline_Mode 1



Type	Freq (Hz)	Level (dBuV)	Limit (dBuV)	Margin (dB)	Factor (dB)	Condition	Comment	Raw (dBuV)	LISN (dB)	CL (dB)	AT (dB)
QP	150.6k	45.74	65.96	-20.22	19.58	Neutral	-	26.16	9.62	0.03	9.93
AV	150.6k	30.60	55.96	-25.36	19.58	Neutral	-	11.02	9.62	0.03	9.93
QP	213.989k	34.19	63.06	-28.87	19.58	Neutral	-	14.61	9.62	0.03	9.93
AV	213.989k	23.83	53.06	-29.23	19.58	Neutral	-	4.25	9.62	0.03	9.93
QP	455.055k	43.91	56.78	-12.87	19.62	Neutral	-	24.29	9.62	0.04	9.96
AV	455.055k	37.51	46.78	-9.27	19.62	Neutral	-	17.89	9.62	0.04	9.96
QP	941.021k	31.66	56.00	-24.34	19.61	Neutral	-	12.05	9.62	0.05	9.94
AV	941.021k	28.59	46.00	-17.41	19.61	Neutral	-	8.98	9.62	0.05	9.94
QP	3.686M	27.63	56.00	-28.37	19.71	Neutral	-	7.92	9.66	0.12	9.93
AV	3.686M	22.93	46.00	-23.07	19.71	Neutral	-	3.22	9.66	0.12	9.93
QP	11.137M	32.25	60.00	-27.75	19.99	Neutral	-	12.26	9.83	0.20	9.96
AV	11.137M	27.61	50.00	-22.39	19.99	Neutral	-	7.62	9.83	0.20	9.96



Summary

Mode	Max-N dB (Hz)	Max-OBW (Hz)	ITU-Code	Min-N dB (Hz)	Min-OBW (Hz)
5.15-5.25GHz	-	-	-	-	-
802.11a_Nss1,(6Mbps)_2TX	21.835M	16.536M	16M5D1D	19.14M	16.404M
802.11ax HEW20_Nss1,(MCS0)_2TX	23.1M	19.015M	19M0D1D	20.46M	18.866M
802.11ax HEW40_Nss1,(MCS0)_2TX	73.81M	38.181M	38M2D1D	40.37M	37.531M
802.11ax HEW80_Nss1,(MCS0)_2TX	79.64M	77.061M	77M1D1D	79.64M	76.862M
5.725-5.85GHz	-	-	-	-	-
802.11a_Nss1,(6Mbps)_2TX	16.39M	24.166M	24M2D1D	15.95M	19.68M
802.11ax HEW20_Nss1,(MCS0)_2TX	19.03M	23.338M	23M3D1D	17.985M	19.19M
802.11ax HEW40_Nss1,(MCS0)_2TX	38.28M	61.669M	61M7D1D	36.08M	38.181M
802.11ax HEW80_Nss1,(MCS0)_2TX	77.66M	77.561M	77M6D1D	77.66M	77.461M

Max-N dB = Maximum 6dB down bandwidth for 5.725-5.85GHz band / Maximum 26dB down bandwidth for other band;
 Max-OBW = Maximum 99% occupied bandwidth;
 Min-N dB = Minimum 6dB down bandwidth for 5.725-5.85GHz band / Maximum 26dB down bandwidth for other band;
 Min-OBW = Minimum 99% occupied bandwidth



Result

Mode	Result	Limit (Hz)	Port 1-N dB (Hz)	Port 1-OBW (Hz)	Port 2-N dB (Hz)	Port 2-OBW (Hz)
802.11a_Nss1,(6Mbps)_2TX	-	-	-	-	-	-
5180MHz	Pass	Inf	19.525M	16.404M	20.13M	16.426M
5200MHz	Pass	Inf	20.955M	16.536M	21.835M	16.426M
5240MHz	Pass	Inf	21.835M	16.47M	19.14M	16.404M
5745MHz	Pass	500k	16.39M	21.483M	16.39M	20.736M
5785MHz	Pass	500k	16.335M	23.198M	16.335M	22.363M
5825MHz	Pass	500k	16.39M	24.166M	15.95M	19.68M
802.11ax HEW20_Nss1,(MCS0)_2TX	-	-	-	-	-	-
5180MHz	Pass	Inf	20.46M	18.866M	20.57M	18.966M
5200MHz	Pass	Inf	22.33M	18.991M	20.79M	19.015M
5240MHz	Pass	Inf	23.1M	18.941M	22.44M	18.966M
5745MHz	Pass	500k	19.03M	19.515M	19.03M	19.44M
5785MHz	Pass	500k	19.03M	22.314M	19.03M	20.54M
5825MHz	Pass	500k	18.975M	23.338M	17.985M	19.19M
802.11ax HEW40_Nss1,(MCS0)_2TX	-	-	-	-	-	-
5190MHz	Pass	Inf	40.37M	37.531M	40.81M	37.631M
5230MHz	Pass	Inf	73.81M	38.181M	61.16M	37.881M
5755MHz	Pass	500k	37.29M	38.181M	36.08M	43.178M
5795MHz	Pass	500k	37.95M	61.669M	38.28M	58.371M
802.11ax HEW80_Nss1,(MCS0)_2TX	-	-	-	-	-	-
5210MHz	Pass	Inf	79.64M	76.862M	79.64M	77.061M
5775MHz	Pass	500k	77.66M	77.561M	77.66M	77.461M

Port X-N dB = Port X 6dB down bandwidth for 5.725-5.85GHz band / 26dB down bandwidth for other band
 Port X-OBW = Port X 99% occupied bandwidth

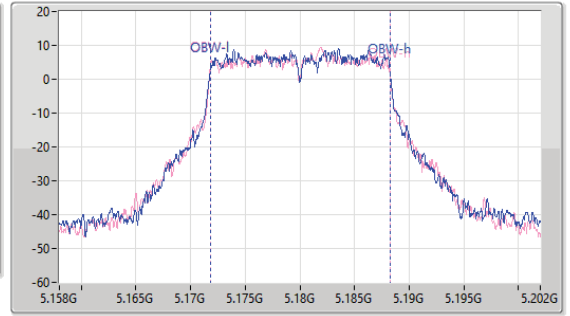
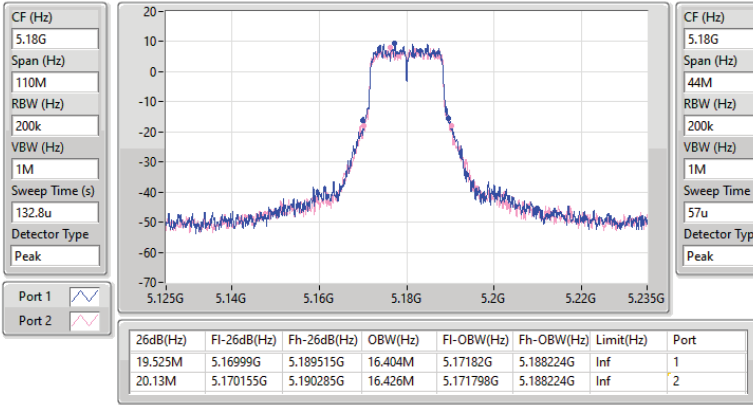


5.15-5.25GHz_802.11a_Nss1,(6Mbps)_2TX

EBW

5180MHz

04/10/2023

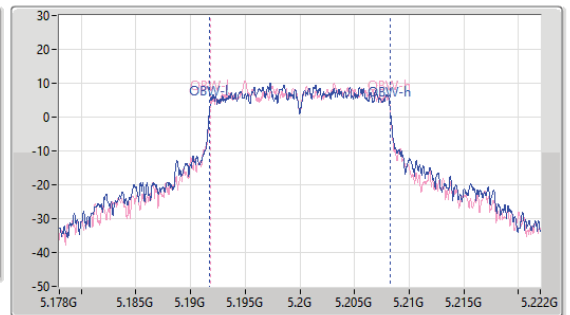
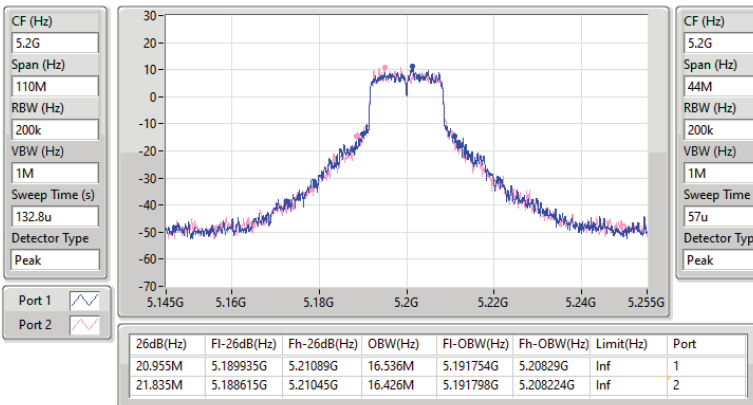


5.15-5.25GHz_802.11a_Nss1,(6Mbps)_2TX

EBW

5200MHz

04/10/2023

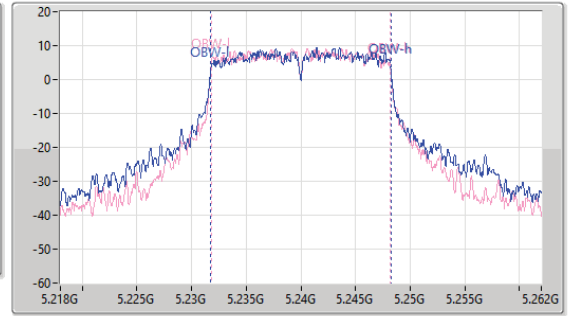
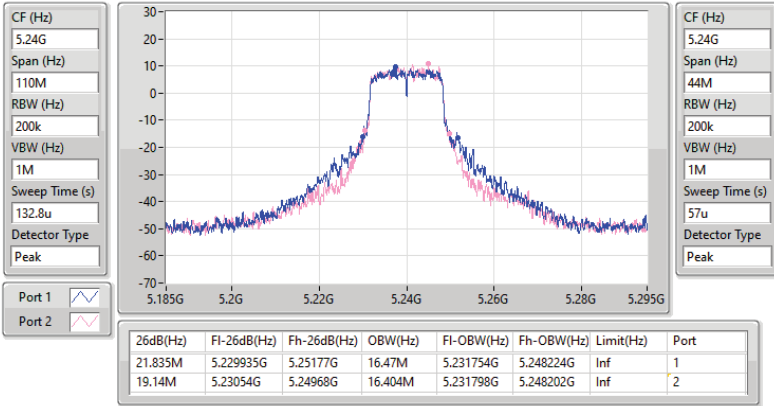


5.15-5.25GHz_802.11a_Nss1,(6Mbps)_2TX

EBW

5240MHz

04/10/2023

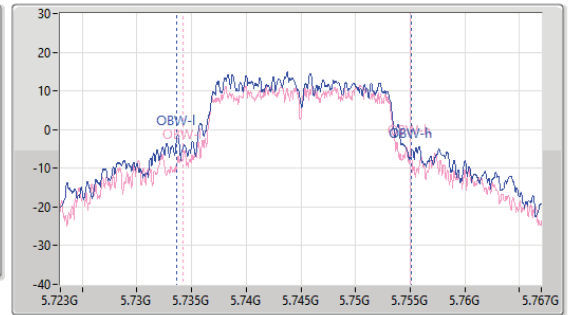
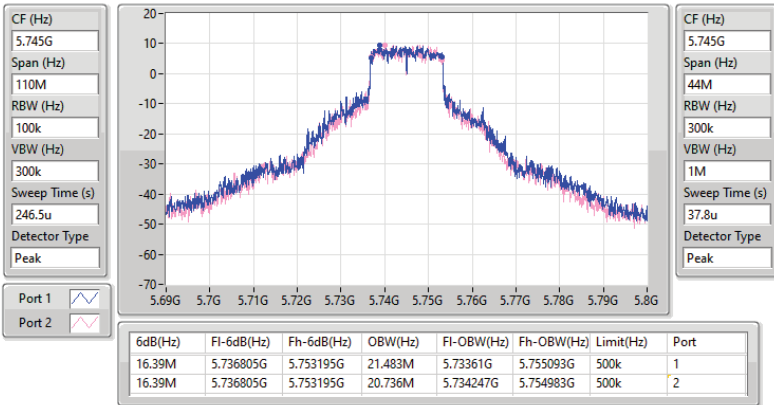


5.725-5.85GHz_802.11a_Nss1,(6Mbps)_2TX

EBW

5745MHz

04/10/2023

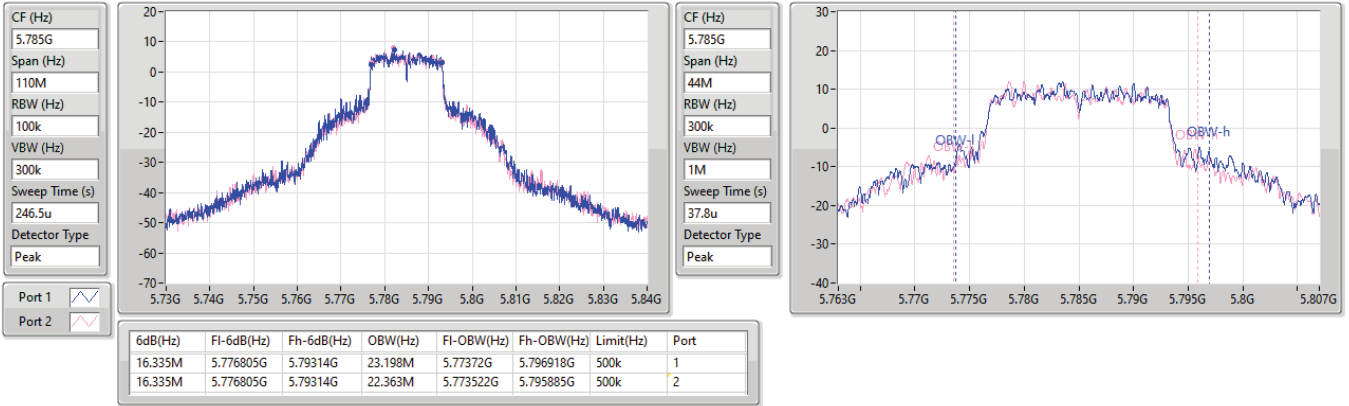


5.725-5.85GHz_802.11a_Nss1,(6Mbps)_2TX

EBW

5785MHz

04/10/2023

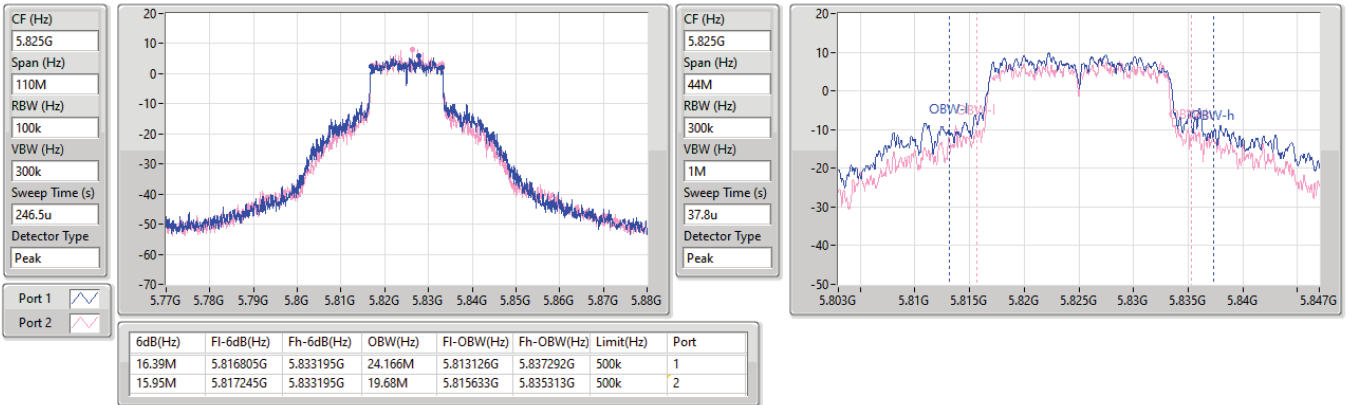


5.725-5.85GHz_802.11a_Nss1,(6Mbps)_2TX

EBW

5825MHz

04/10/2023

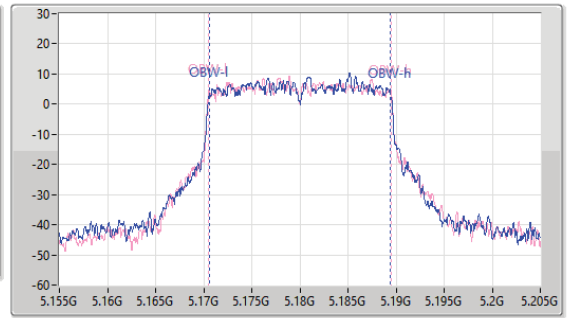
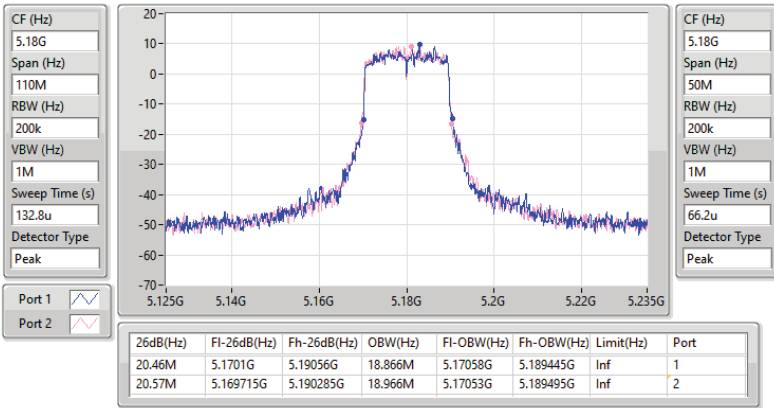


5.15-5.25GHz_802.11ax_HEW20_Nss1,(MCS0)_2TX

EBW

5180MHz

04/10/2023

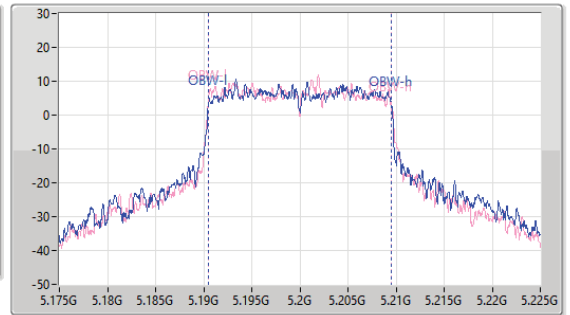
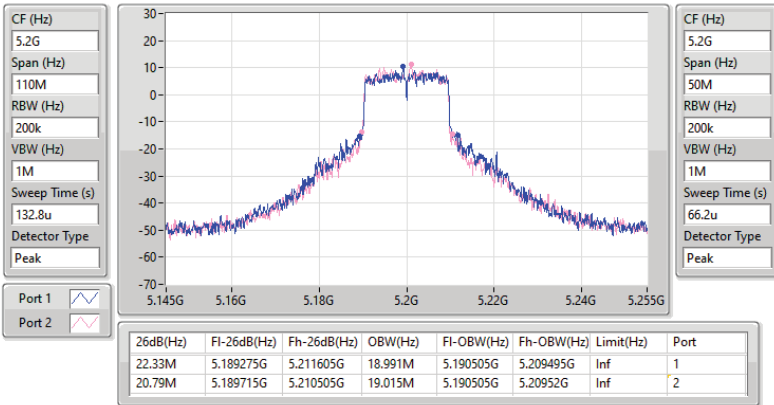


5.15-5.25GHz_802.11ax_HEW20_Nss1,(MCS0)_2TX

EBW

5200MHz

04/10/2023

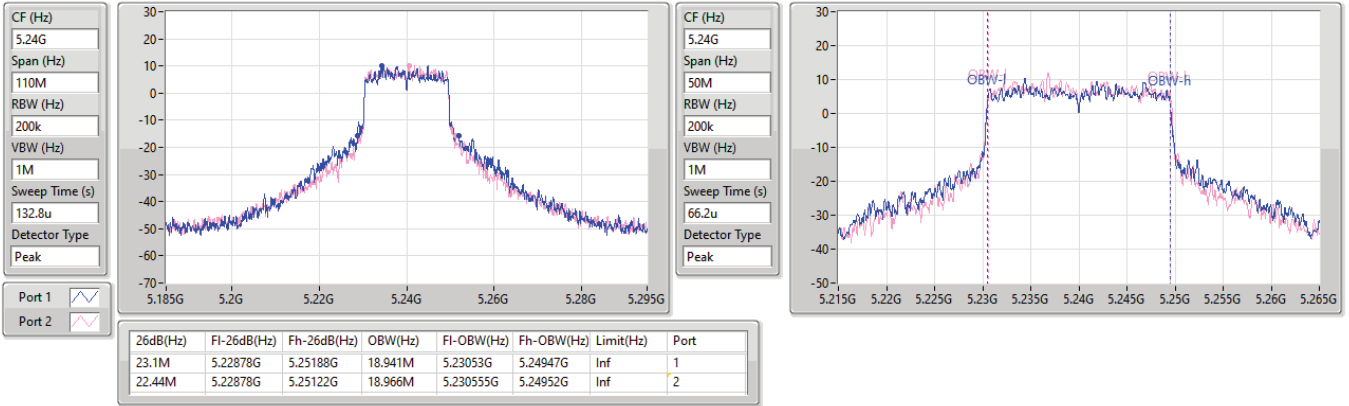


5.15-5.25GHz_802.11ax HEW20_Nss1,(MCS0)_2TX

EBW

5240MHz

04/10/2023

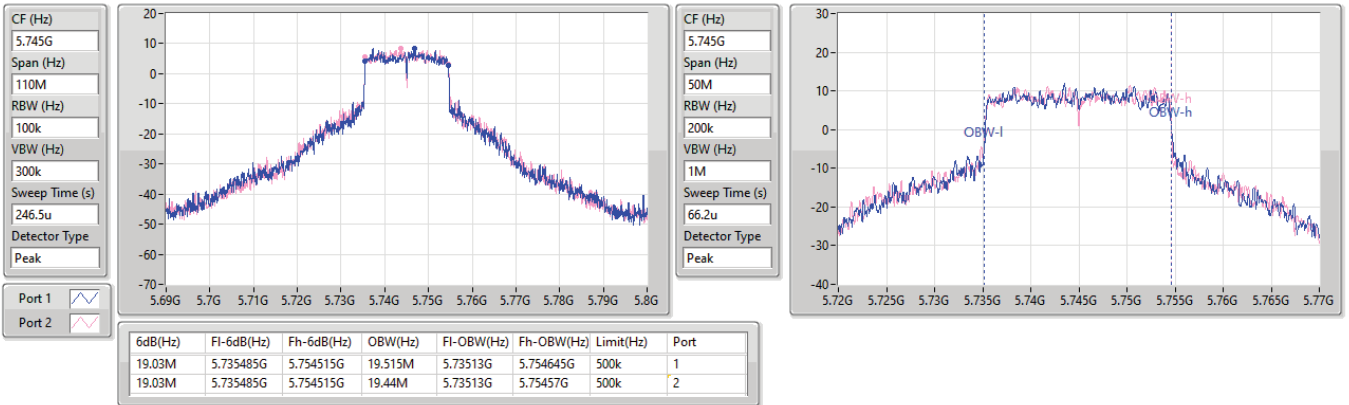


5.725-5.85GHz_802.11ax HEW20_Nss1,(MCS0)_2TX

EBW

5745MHz

04/10/2023



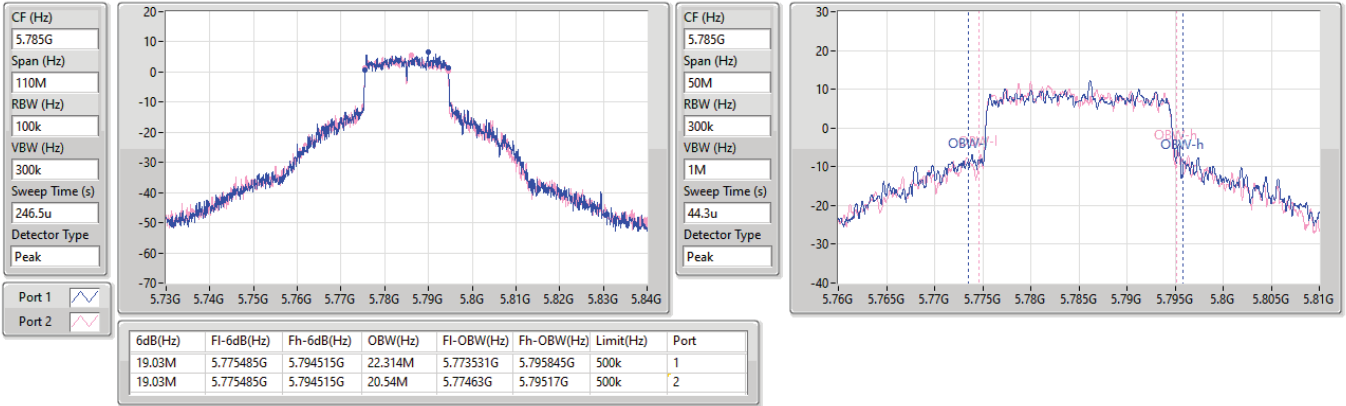


5.725-5.85GHz_802.11ax HEW20_Nss1,(MCS0)_2TX

EBW

5785MHz

04/10/2023

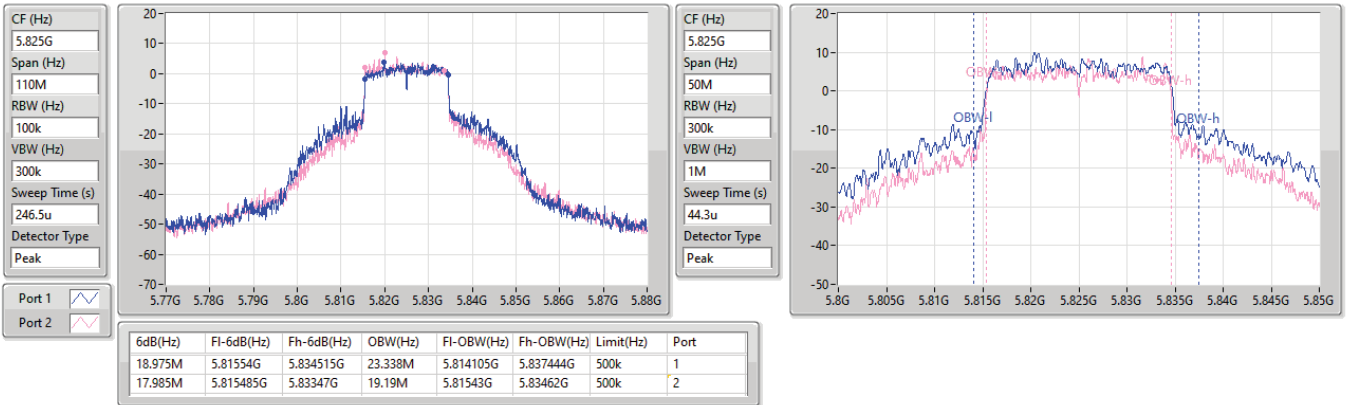


5.725-5.85GHz_802.11ax HEW20_Nss1,(MCS0)_2TX

EBW

5825MHz

04/10/2023



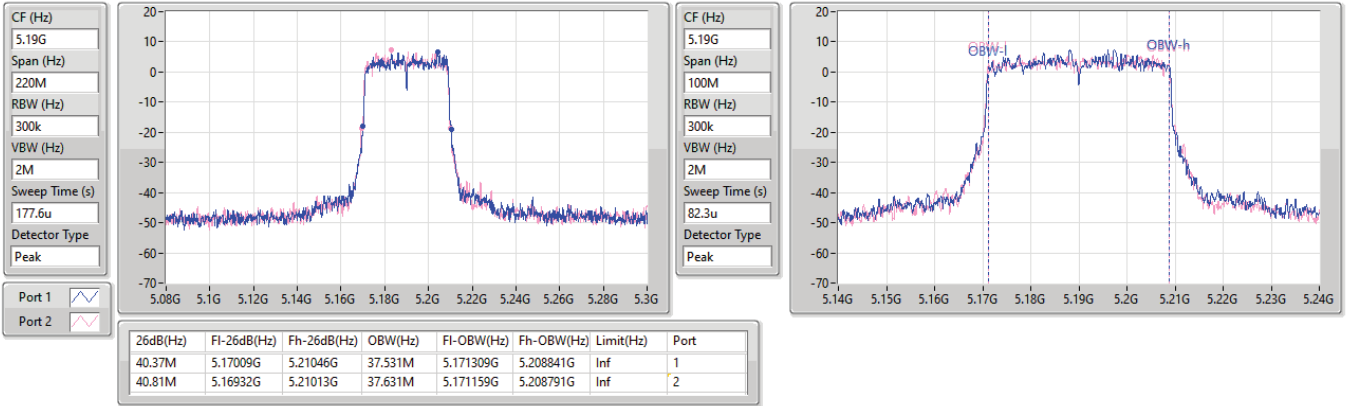


5.15-5.25GHz_802.11ax_HEW40_Nss1,(MCS0)_2TX

EBW

5190MHz

04/10/2023

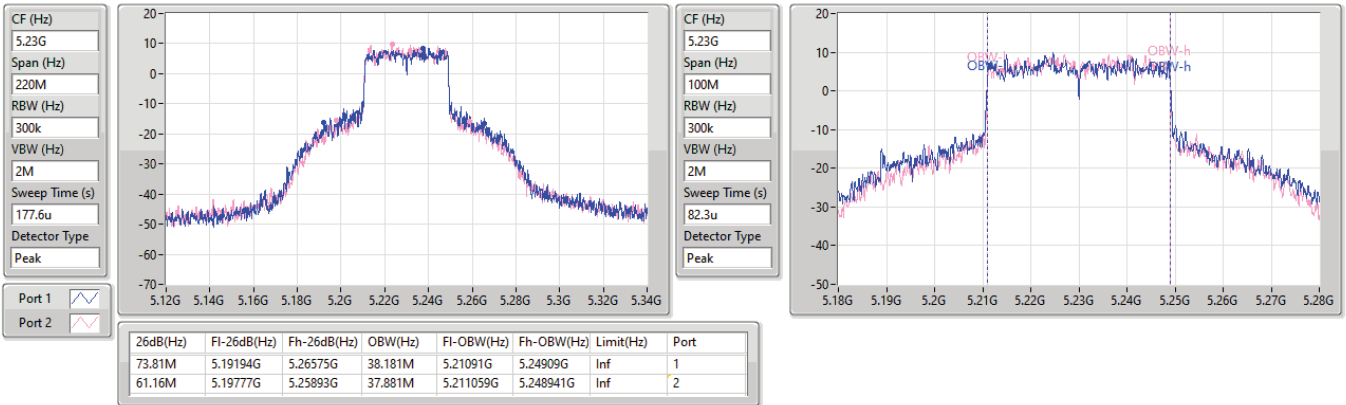


5.15-5.25GHz_802.11ax_HEW40_Nss1,(MCS0)_2TX

EBW

5230MHz

04/10/2023



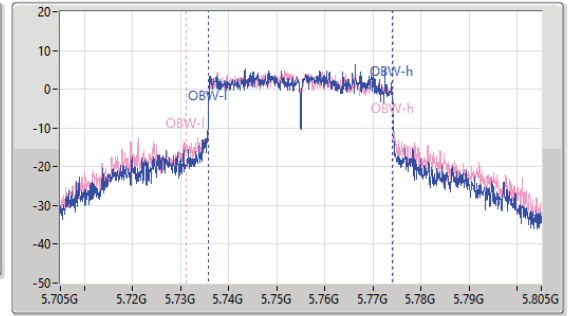
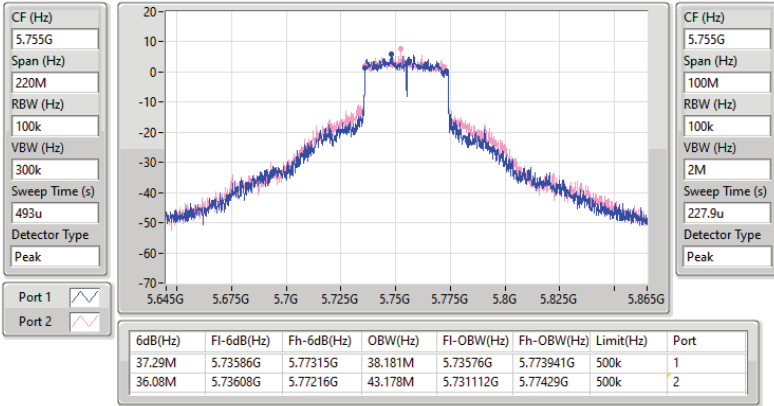


5.725-5.85GHz_802.11ax HEW40_Nss1,(MCS0)_2TX

EBW

5755MHz

04/10/2023

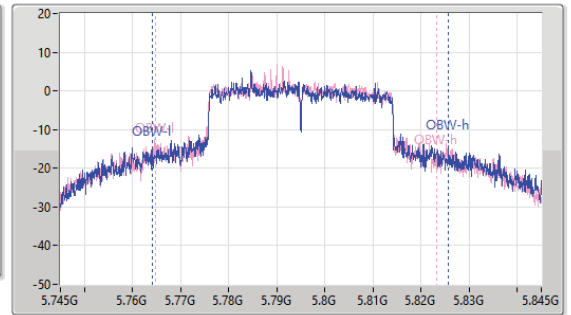
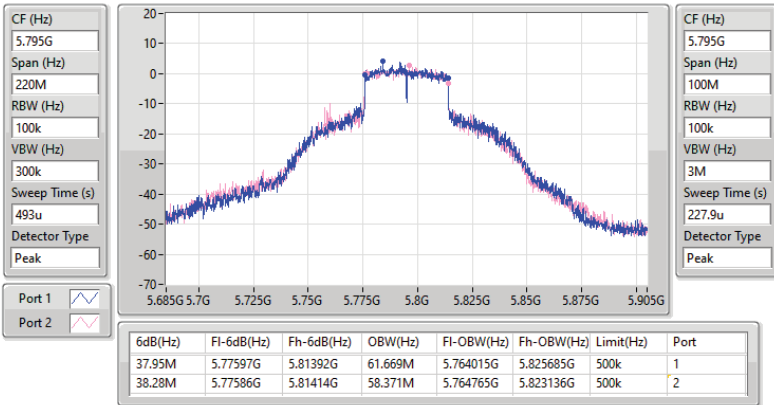


5.725-5.85GHz_802.11ax HEW40_Nss1,(MCS0)_2TX

EBW

5795MHz

04/10/2023



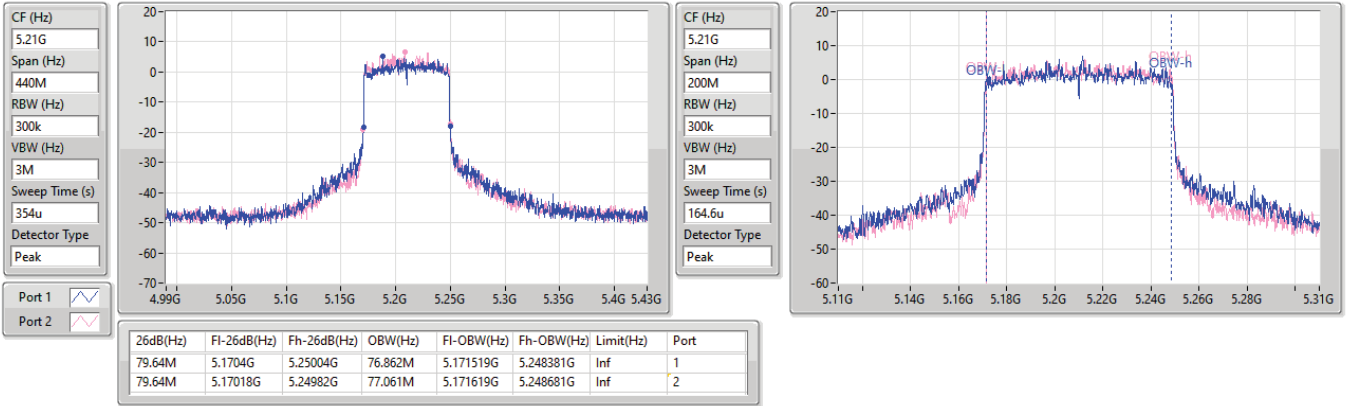


5.15-5.25GHz_802.11ax_HEW80_Nss1,(MCS0)_2TX

EBW

5210MHz

04/10/2023

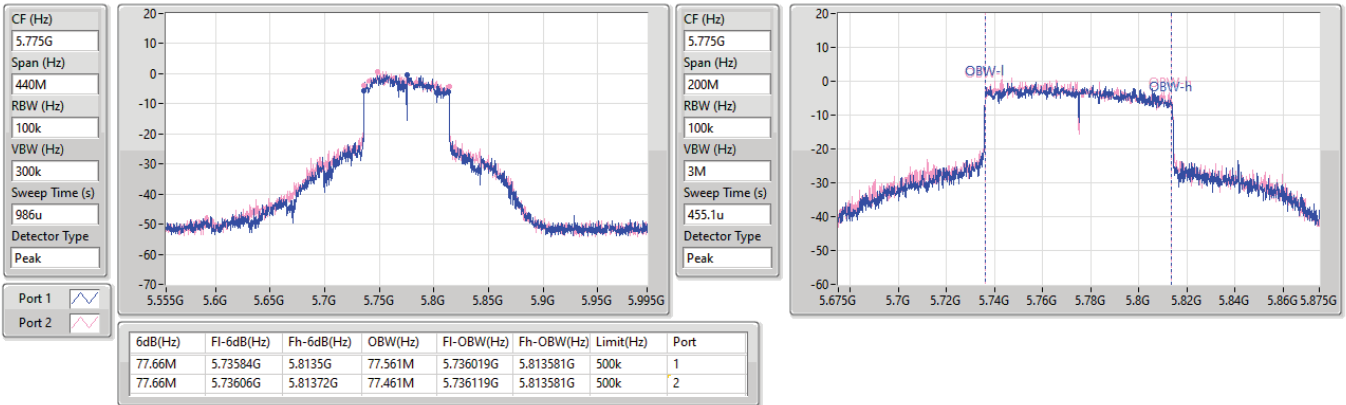


5.725-5.85GHz_802.11ax_HEW80_Nss1,(MCS0)_2TX

EBW

5775MHz

04/10/2023





Summary

Mode	Max-N dB (Hz)	Max-OBW (Hz)	ITU-Code	Min-N dB (Hz)	Min-OBW (Hz)
5.15-5.25GHz	-	-	-	-	-
802.11a_Nss1,(6Mbps)_2TX	19.195M	16.36M	16M4D1D	18.59M	16.316M
802.11ax HEW20_Nss1,(MCS0)_2TX	20.955M	18.891M	18M9D1D	20.515M	18.866M
802.11ax HEW40_Nss1,(MCS0)_2TX	49.17M	37.931M	37M9D1D	40.26M	37.681M
802.11ax HEW80_Nss1,(MCS0)_2TX	82.5M	77.061M	77M1D1D	81.84M	76.962M
5.725-5.85GHz	-	-	-	-	-
802.11a_Nss1,(6Mbps)_2TX	16.335M	17.349M	17M3D1D	15.73M	16.426M
802.11ax HEW20_Nss1,(MCS0)_2TX	18.92M	19.215M	19M2D1D	17.875M	18.941M
802.11ax HEW40_Nss1,(MCS0)_2TX	37.95M	38.881M	38M9D1D	36.41M	37.981M
802.11ax HEW80_Nss1,(MCS0)_2TX	77.88M	77.061M	77M1D1D	76.56M	77.061M

Max-N dB = Maximum 6dB down bandwidth for 5.725-5.85GHz band / Maximum 26dB down bandwidth for other band;
 Max-OBW = Maximum 99% occupied bandwidth;
 Min-N dB = Minimum 6dB down bandwidth for 5.725-5.85GHz band / Maximum 26dB down bandwidth for other band;
 Min-OBW = Minimum 99% occupied bandwidth



Result

Mode	Result	Limit (Hz)	Port 1-N dB (Hz)	Port 1-OBW (Hz)	Port 2-N dB (Hz)	Port 2-OBW (Hz)
802.11a_Nss1,(6Mbps)_2TX	-	-	-	-	-	-
5180MHz	Pass	Inf	18.7M	16.316M	18.975M	16.316M
5200MHz	Pass	Inf	18.645M	16.316M	19.14M	16.36M
5240MHz	Pass	Inf	18.59M	16.316M	19.195M	16.338M
5745MHz	Pass	500k	16.005M	16.426M	16.335M	16.492M
5785MHz	Pass	500k	16.06M	16.426M	16.06M	16.58M
5825MHz	Pass	500k	15.73M	16.58M	16.28M	17.349M
802.11ax HEW20_Nss1,(MCS0)_2TX	-	-	-	-	-	-
5180MHz	Pass	Inf	20.68M	18.866M	20.735M	18.891M
5200MHz	Pass	Inf	20.515M	18.891M	20.955M	18.891M
5240MHz	Pass	Inf	20.79M	18.891M	20.625M	18.866M
5745MHz	Pass	500k	18.59M	18.966M	18.7M	18.966M
5785MHz	Pass	500k	17.875M	18.941M	18.645M	19.04M
5825MHz	Pass	500k	18.865M	18.966M	18.92M	19.215M
802.11ax HEW40_Nss1,(MCS0)_2TX	-	-	-	-	-	-
5190MHz	Pass	Inf	40.37M	37.681M	40.26M	37.681M
5230MHz	Pass	Inf	40.26M	37.681M	49.17M	37.931M
5755MHz	Pass	500k	37.62M	37.981M	36.41M	38.231M
5795MHz	Pass	500k	37.95M	37.981M	36.74M	38.881M
802.11ax HEW80_Nss1,(MCS0)_2TX	-	-	-	-	-	-
5210MHz	Pass	Inf	81.84M	76.962M	82.5M	77.061M
5775MHz	Pass	500k	76.56M	77.061M	77.88M	77.061M

Port X-N dB = Port X 6dB down bandwidth for 5.725-5.85GHz band / 26dB down bandwidth for other band
 Port X-OBW = Port X 99% occupied bandwidth

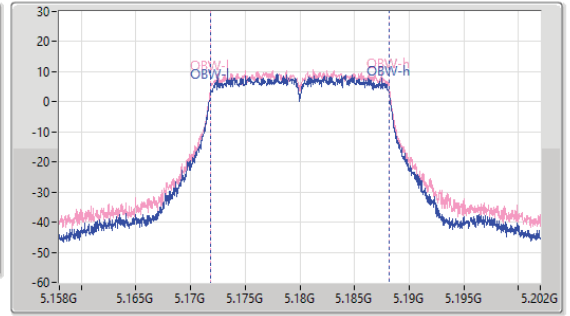
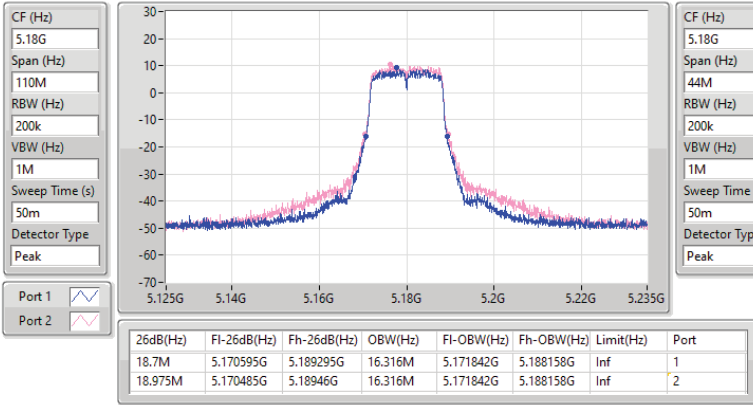


5.15-5.25GHz_802.11a_Nss1,(6Mbps)_2TX

EBW

5180MHz

08/09/2023

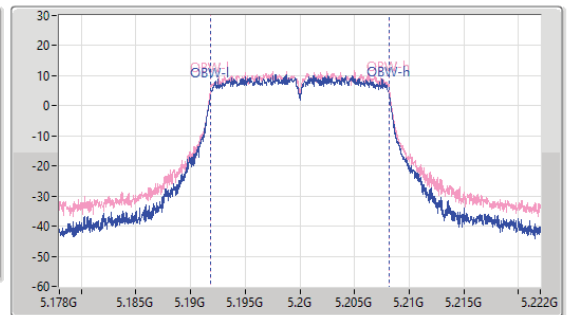
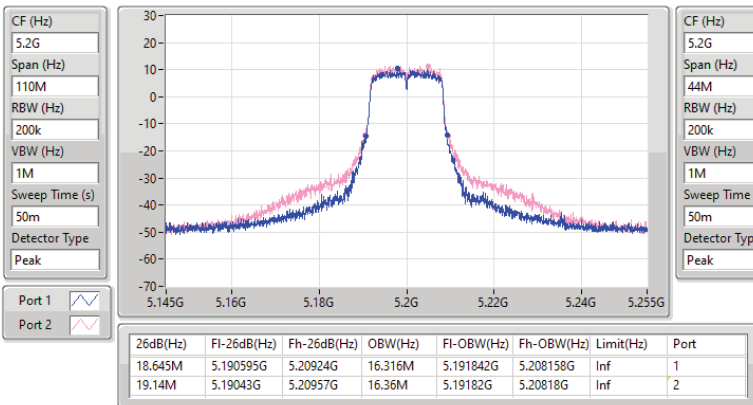


5.15-5.25GHz_802.11a_Nss1,(6Mbps)_2TX

EBW

5200MHz

08/09/2023





5.15-5.25GHz_802.11a_Nss1,(6Mbps)_2TX

EBW

5240MHz

08/09/2023

CF (Hz)
5.24G

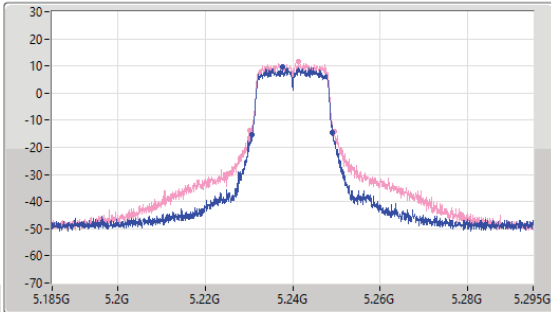
Span (Hz)
110M

RBW (Hz)
200k

VBW (Hz)
1M

Sweep Time (s)
50m

Detector Type
Peak



CF (Hz)
5.24G

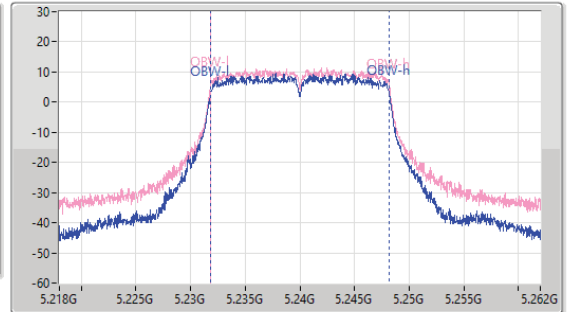
Span (Hz)
44M

RBW (Hz)
200k

VBW (Hz)
1M

Sweep Time (s)
50m

Detector Type
Peak



26dB(Hz)	FI-26dB(Hz)	Fh-26dB(Hz)	OBW(Hz)	FI-OBW(Hz)	Fh-OBW(Hz)	Limit(Hz)	Port
18.59M	5.230595G	5.249185G	16.316M	5.231842G	5.248158G	Inf	1
19.195M	5.23032G	5.249515G	16.338M	5.231842G	5.24818G	Inf	2

5.725-5.85GHz_802.11a_Nss1,(6Mbps)_2TX

EBW

5745MHz

08/09/2023

CF (Hz)
5.745G

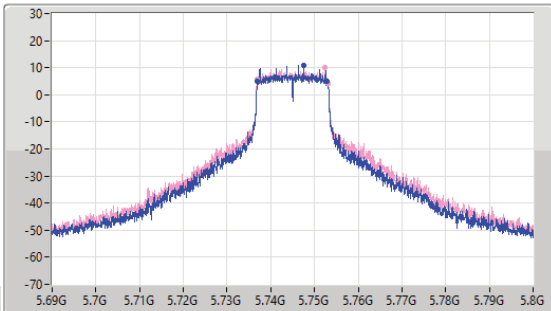
Span (Hz)
110M

RBW (Hz)
100k

VBW (Hz)
300k

Sweep Time (s)
50m

Detector Type
Peak



CF (Hz)
5.745G

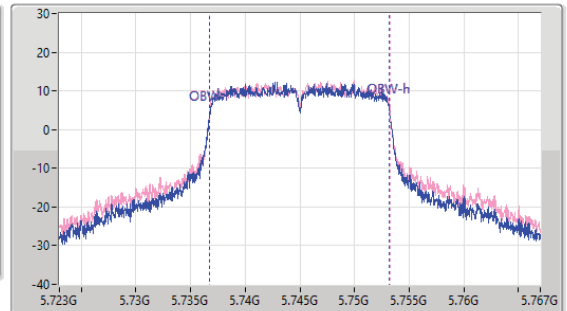
Span (Hz)
44M

RBW (Hz)
200k

VBW (Hz)
1M

Sweep Time (s)
50m

Detector Type
Peak



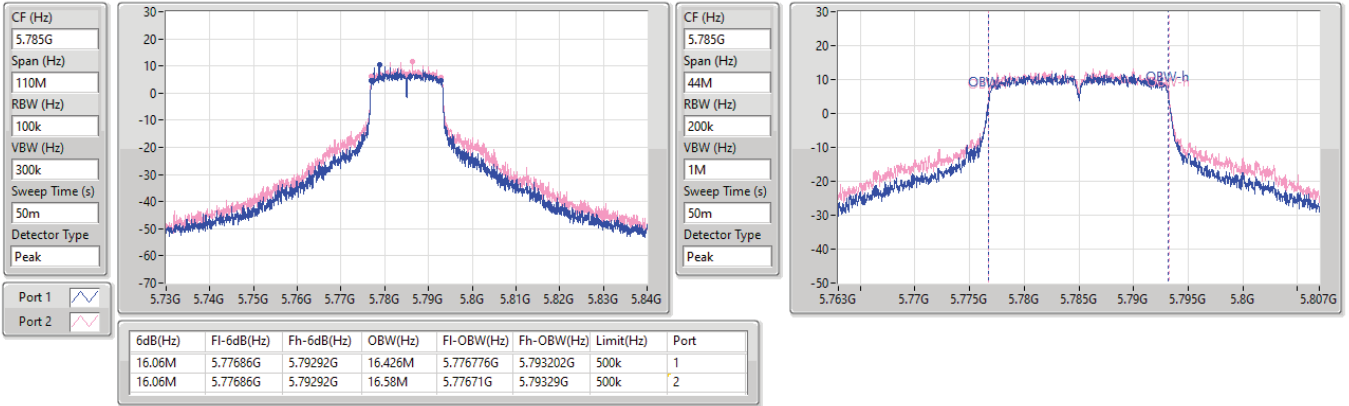
6dB(Hz)	FI-6dB(Hz)	Fh-6dB(Hz)	OBW(Hz)	FI-OBW(Hz)	Fh-OBW(Hz)	Limit(Hz)	Port
16.005M	5.73686G	5.752865G	16.426M	5.736776G	5.753202G	500k	1
16.335M	5.73686G	5.753195G	16.492M	5.736754G	5.753246G	500k	2

5.725-5.85GHz_802.11a_Nss1,(6Mbps)_2TX

EBW

5785MHz

08/09/2023

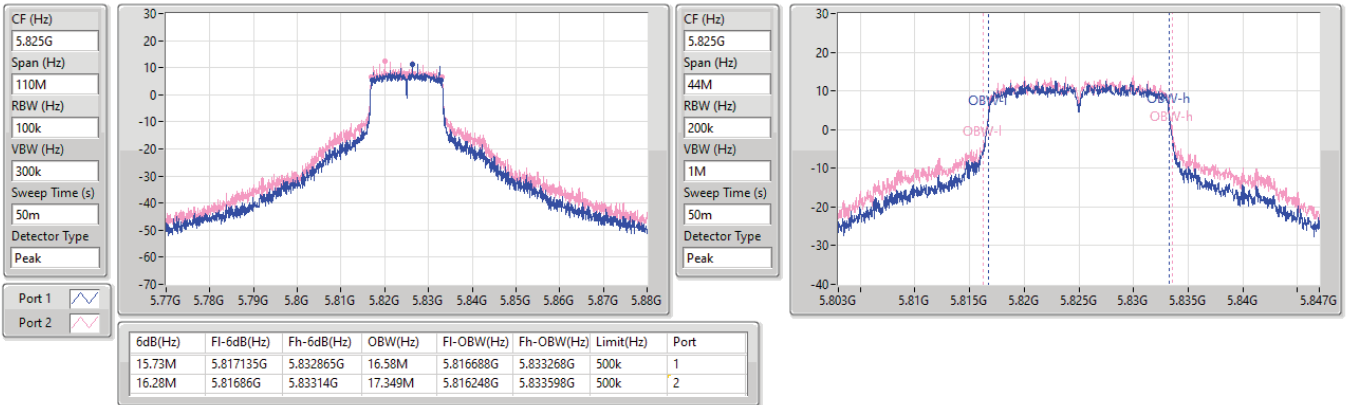


5.725-5.85GHz_802.11a_Nss1,(6Mbps)_2TX

EBW

5825MHz

08/09/2023



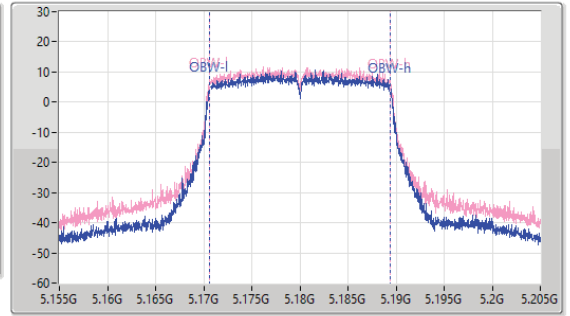
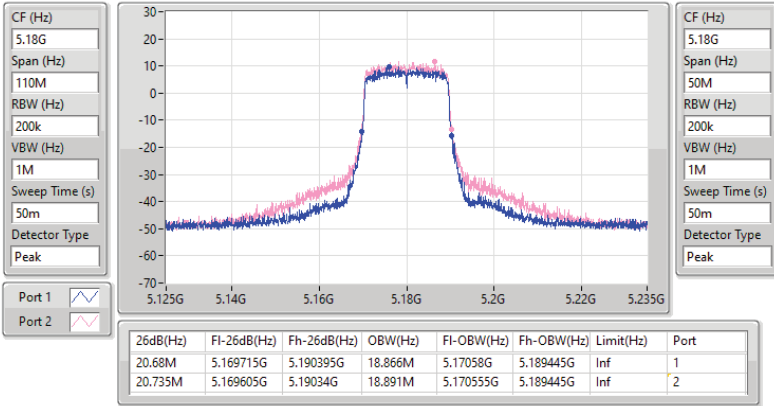


5.15-5.25GHz_802.11ax_HEW20_Nss1,(MCS0)_2TX

EBW

5180MHz

08/09/2023

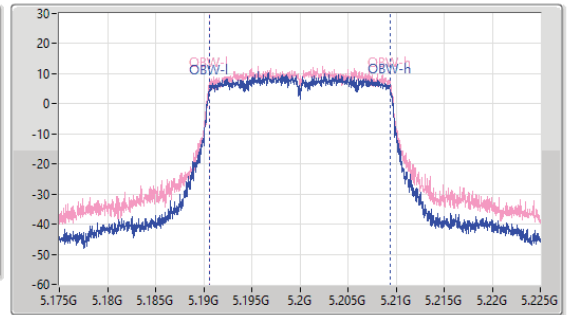
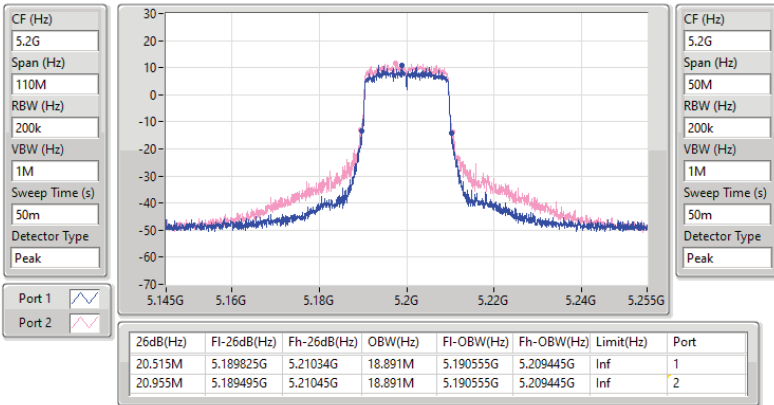


5.15-5.25GHz_802.11ax_HEW20_Nss1,(MCS0)_2TX

EBW

5200MHz

08/09/2023





5.15-5.25GHz_802.11ax_HEW20_Nss1,(MCS0)_2TX

EBW

5240MHz

08/09/2023

CF (Hz)
5.24G

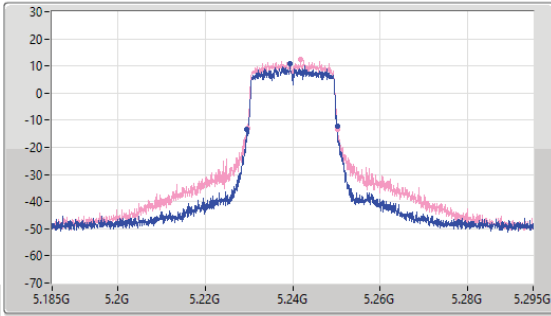
Span (Hz)
110M

RBW (Hz)
200k

VBW (Hz)
1M

Sweep Time (s)
50m

Detector Type
Peak



CF (Hz)
5.24G

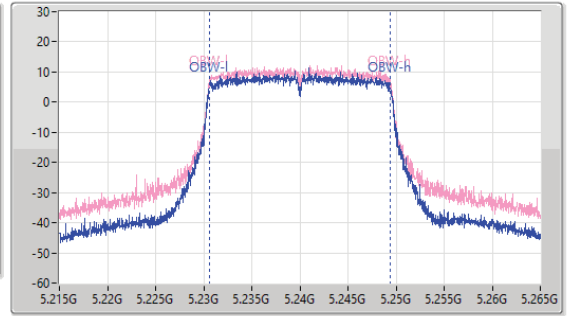
Span (Hz)
50M

RBW (Hz)
200k

VBW (Hz)
1M

Sweep Time (s)
50m

Detector Type
Peak



26dB(Hz)	FI-26dB(Hz)	Fh-26dB(Hz)	OBW(Hz)	FI-OBW(Hz)	Fh-OBW(Hz)	Limit(Hz)	Port
20.79M	5.22955G	5.25034G	18.891M	5.230555G	5.249445G	Inf	1
20.625M	5.229715G	5.25034G	18.866M	5.23058G	5.249445G	Inf	2

5.725-5.85GHz_802.11ax_HEW20_Nss1,(MCS0)_2TX

EBW

5745MHz

08/09/2023

CF (Hz)
5.745G

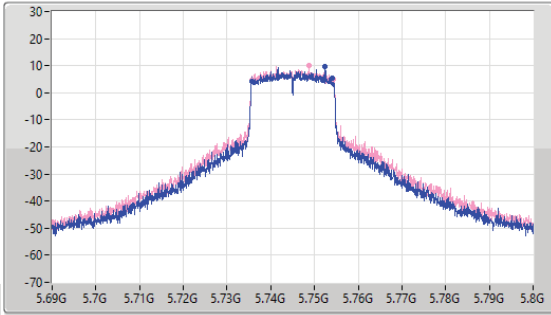
Span (Hz)
110M

RBW (Hz)
100k

VBW (Hz)
300k

Sweep Time (s)
50m

Detector Type
Peak



CF (Hz)
5.745G

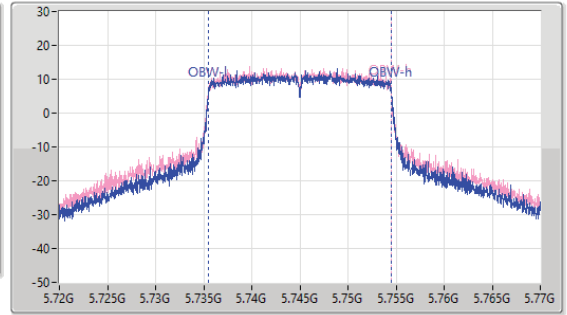
Span (Hz)
50M

RBW (Hz)
200k

VBW (Hz)
1M

Sweep Time (s)
50m

Detector Type
Peak



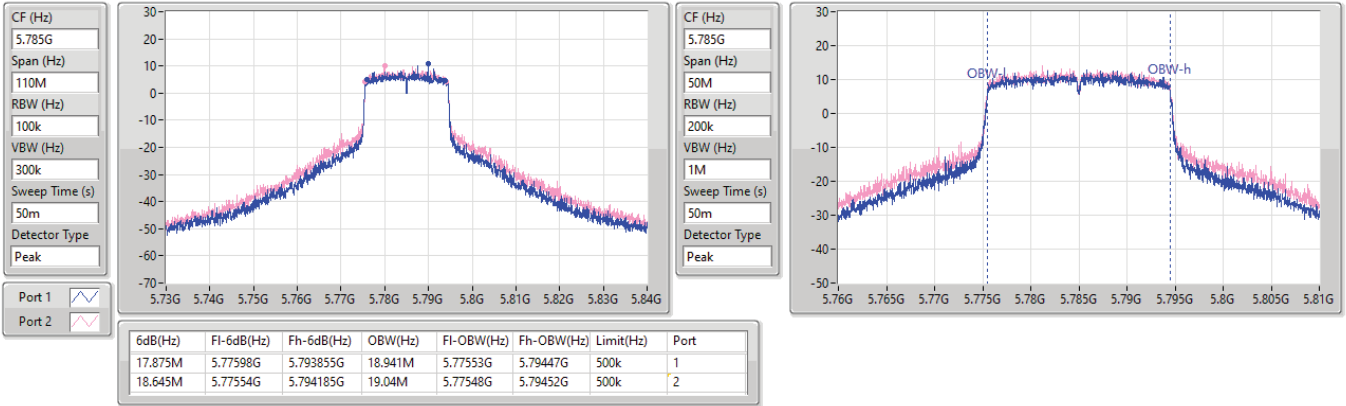
6dB(Hz)	FI-6dB(Hz)	Fh-6dB(Hz)	OBW(Hz)	FI-OBW(Hz)	Fh-OBW(Hz)	Limit(Hz)	Port
18.59M	5.73595G	5.754185G	18.966M	5.73553G	5.754495G	500k	1
18.7M	5.73595G	5.754295G	18.966M	5.735505G	5.75447G	500k	2

5.725-5.85GHz_802.11ax HEW20_Nss1,(MCS0)_2TX

EBW

5785MHz

08/09/2023

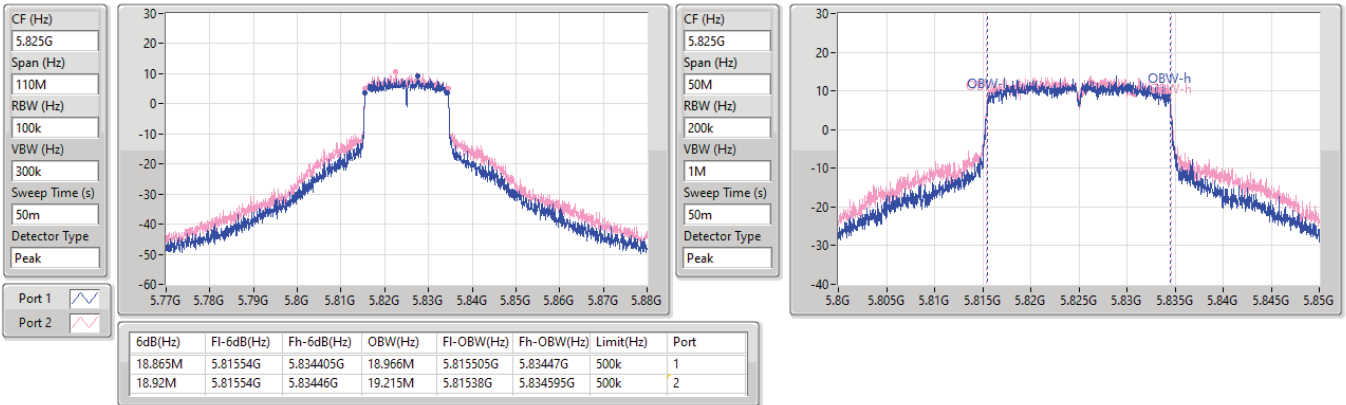


5.725-5.85GHz_802.11ax HEW20_Nss1,(MCS0)_2TX

EBW

5825MHz

08/09/2023

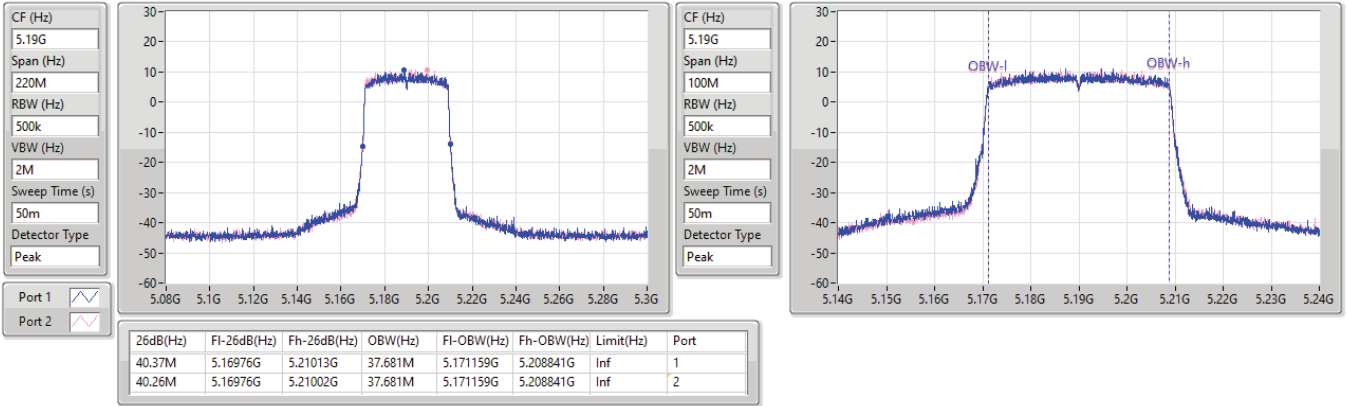


5.15-5.25GHz_802.11ax_HEW40_Nss1,(MCS0)_2TX

EBW

5190MHz

08/09/2023

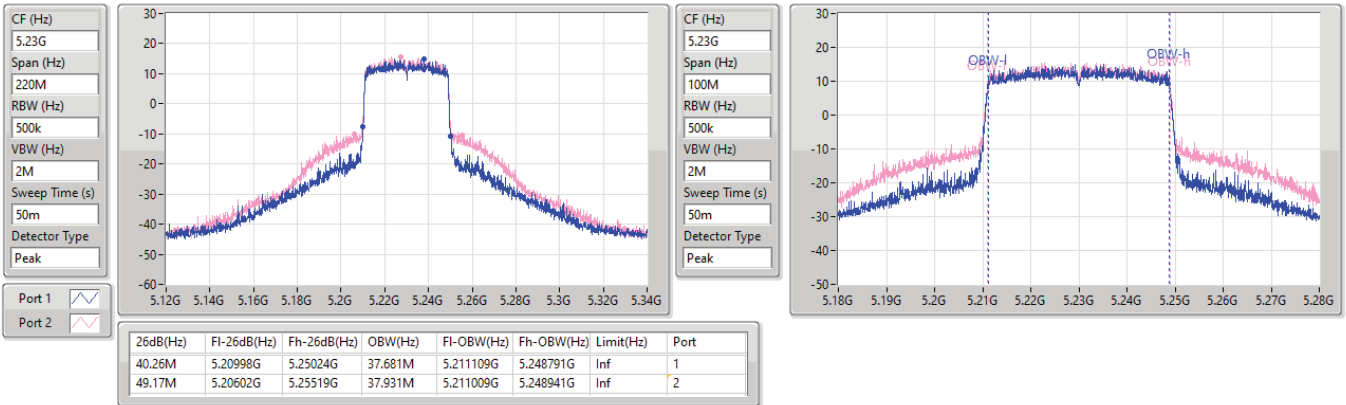


5.15-5.25GHz_802.11ax_HEW40_Nss1,(MCS0)_2TX

EBW

5230MHz

08/09/2023





5.725-5.85GHz_802.11ax HEW40_Nss1,(MCS0)_2TX

EBW

5755MHz

08/09/2023

CF (Hz)
5.755G

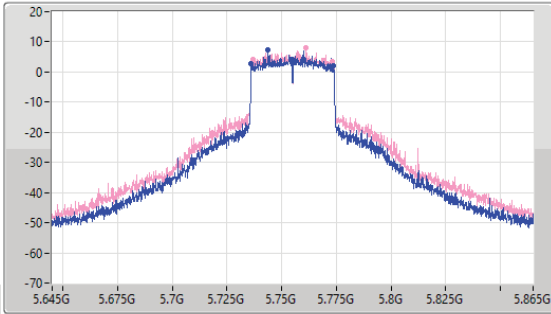
Span (Hz)
220M

RBW (Hz)
100k

VBW (Hz)
300k

Sweep Time (s)
50m

Detector Type
Peak



CF (Hz)
5.755G

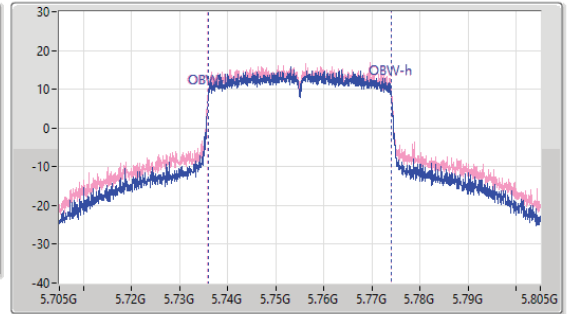
Span (Hz)
100M

RBW (Hz)
500k

VBW (Hz)
2M

Sweep Time (s)
50m

Detector Type
Peak



6dB(Hz)	Fl-6dB(Hz)	Fh-6dB(Hz)	OBW(Hz)	Fl-OBW(Hz)	Fh-OBW(Hz)	Limit(Hz)	Port
37.62M	5.73608G	5.7737G	37.981M	5.736009G	5.773991G	500k	1
36.41M	5.73663G	5.77304G	38.231M	5.73586G	5.77409G	500k	2

5.725-5.85GHz_802.11ax HEW40_Nss1,(MCS0)_2TX

EBW

5795MHz

08/09/2023

CF (Hz)
5.795G

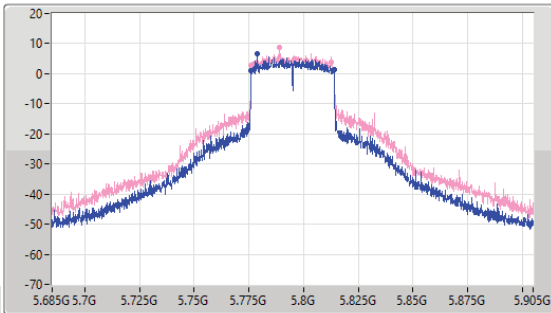
Span (Hz)
220M

RBW (Hz)
100k

VBW (Hz)
300k

Sweep Time (s)
50m

Detector Type
Peak



CF (Hz)
5.795G

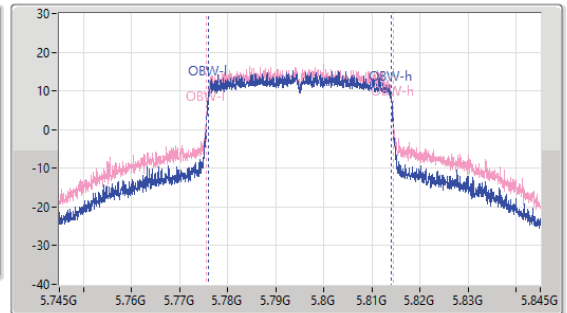
Span (Hz)
100M

RBW (Hz)
500k

VBW (Hz)
2M

Sweep Time (s)
50m

Detector Type
Peak



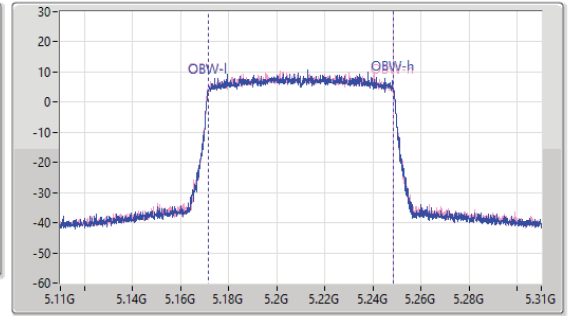
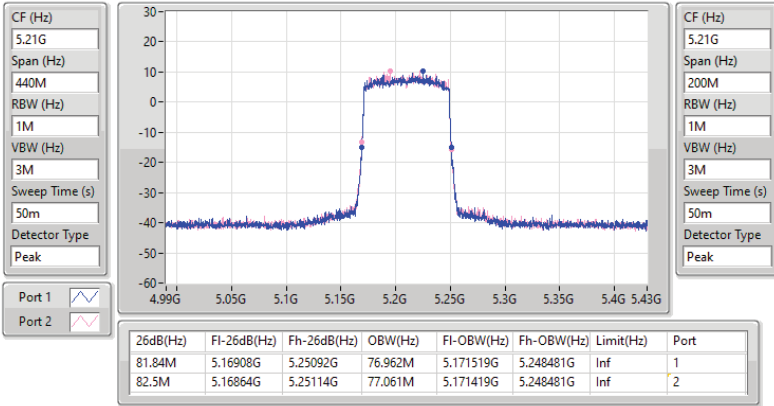
6dB(Hz)	Fl-6dB(Hz)	Fh-6dB(Hz)	OBW(Hz)	Fl-OBW(Hz)	Fh-OBW(Hz)	Limit(Hz)	Port
37.95M	5.77597G	5.81392G	37.981M	5.776009G	5.813991G	500k	1
36.74M	5.77608G	5.81282G	38.881M	5.77556G	5.81444G	500k	2

5.15-5.25GHz_802.11ax_HEW80_Nss1,(MCS0)_2TX

EBW

5210MHz

08/09/2023

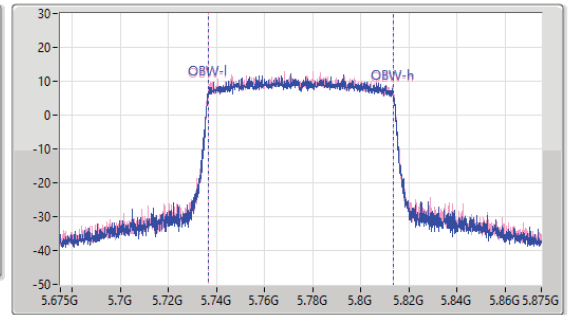
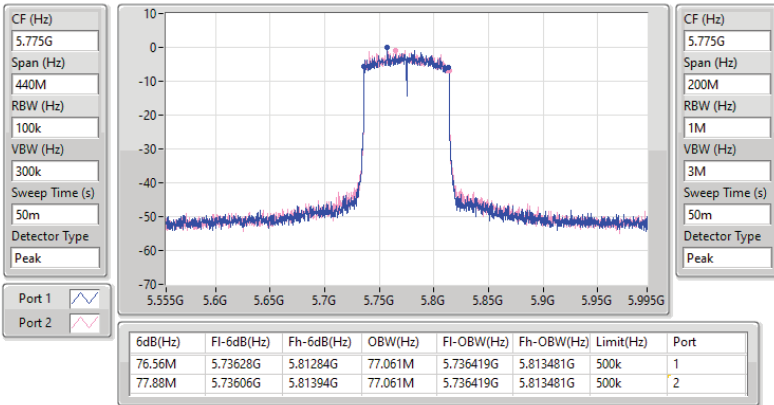


5.725-5.85GHz_802.11ax_HEW80_Nss1,(MCS0)_2TX

EBW

5775MHz

08/09/2023





EBW_
Non-Beamforming_Radio 2(Low Band)+Radio 3(High Band)

Appendix B.3

Summary

Mode	Max-N dB (Hz)	Max-OBW (Hz)	ITU-Code	Min-N dB (Hz)	Min-OBW (Hz)
5.15-5.25GHz	-	-	-	-	-
802.11a_Nss1,(6Mbps)_2TX	20.515M	16.382M	16M4D1D	20.02M	16.338M
802.11ax HEW20_Nss1,(MCS0)_2TX	21.45M	18.941M	18M9D1D	21.175M	18.891M
802.11ax HEW40_Nss1,(MCS0)_2TX	53.79M	37.931M	37M9D1D	40.81M	37.731M
802.11ax HEW80_Nss1,(MCS0)_2TX	82.28M	77.161M	77M2D1D	81.4M	77.161M
5.725-5.85GHz	-	-	-	-	-
802.11a_Nss1,(6Mbps)_2TX	16.28M	33.115M	33M1D1D	15.18M	28.85M
802.11ax HEW20_Nss1,(MCS0)_2TX	19.03M	36.207M	36M2D1D	17.05M	31.734M
802.11ax HEW40_Nss1,(MCS0)_2TX	37.73M	55.572M	55M6D1D	36.52M	38.131M
802.11ax HEW80_Nss1,(MCS0)_2TX	77.66M	77.261M	77M3D1D	74.14M	77.061M

Max-N dB = Maximum 6dB down bandwidth for 5.725-5.85GHz band / Maximum 26dB down bandwidth for other band;
Max-OBW = Maximum 99% occupied bandwidth;
Min-N dB = Minimum 6dB down bandwidth for 5.725-5.85GHz band / Maximum 26dB down bandwidth for other band;
Min-OBW = Minimum 99% occupied bandwidth



Result

Mode	Result	Limit (Hz)	Port 1-N dB (Hz)	Port 1-OBW (Hz)	Port 2-N dB (Hz)	Port 2-OBW (Hz)
802.11a_Nss1,(6Mbps)_2TX	-	-	-	-	-	-
5180MHz	Pass	Inf	20.075M	16.36M	20.185M	16.36M
5200MHz	Pass	Inf	20.35M	16.338M	20.515M	16.36M
5240MHz	Pass	Inf	20.02M	16.382M	20.405M	16.382M
5745MHz	Pass	500k	15.675M	29.377M	15.18M	28.85M
5785MHz	Pass	500k	16.28M	32.324M	15.18M	30.477M
5825MHz	Pass	500k	15.675M	33.115M	16.28M	32.412M
802.11ax HEW20_Nss1,(MCS0)_2TX	-	-	-	-	-	-
5180MHz	Pass	Inf	21.45M	18.891M	21.285M	18.916M
5200MHz	Pass	Inf	21.285M	18.916M	21.395M	18.891M
5240MHz	Pass	Inf	21.175M	18.941M	21.34M	18.916M
5745MHz	Pass	500k	18.59M	33.108M	17.435M	33.108M
5785MHz	Pass	500k	17.05M	34.158M	18.59M	31.734M
5825MHz	Pass	500k	19.03M	36.207M	18.755M	36.007M
802.11ax HEW40_Nss1,(MCS0)_2TX	-	-	-	-	-	-
5190MHz	Pass	Inf	40.81M	37.731M	41.25M	37.731M
5230MHz	Pass	Inf	53.79M	37.931M	41.03M	37.831M
5755MHz	Pass	500k	36.52M	38.131M	37.62M	38.281M
5795MHz	Pass	500k	37.73M	40.58M	36.96M	55.572M
802.11ax HEW80_Nss1,(MCS0)_2TX	-	-	-	-	-	-
5210MHz	Pass	Inf	82.28M	77.161M	81.4M	77.161M
5775MHz	Pass	500k	77.66M	77.061M	74.14M	77.261M

Port X-N dB = Port X 6dB down bandwidth for 5.725-5.85GHz band / 26dB down bandwidth for other band
 Port X-OBW = Port X 99% occupied bandwidth

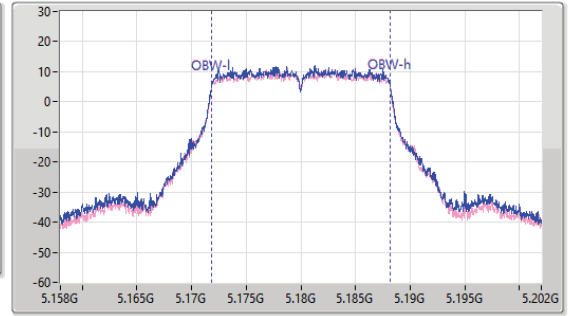
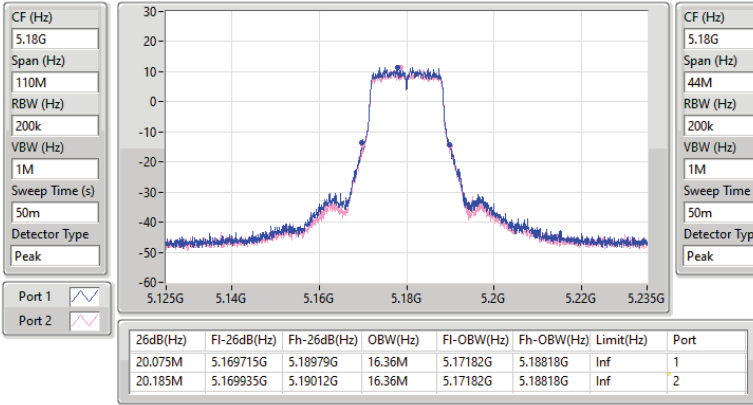


5.15-5.25GHz_802.11a_Nss1,(6Mbps)_2TX

EBW

5180MHz

05/10/2023

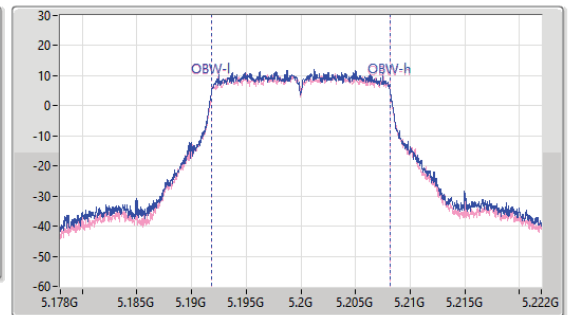
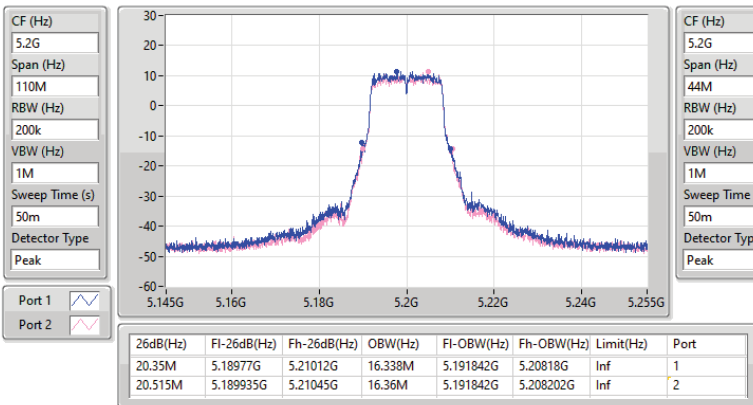


5.15-5.25GHz_802.11a_Nss1,(6Mbps)_2TX

EBW

5200MHz

05/10/2023





5.15-5.25GHz_802.11a_Nss1,(6Mbps)_2TX

EBW

5240MHz

05/10/2023

CF (Hz)
5.24G

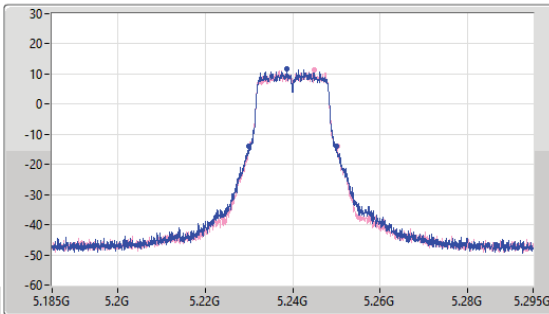
Span (Hz)
110M

RBW (Hz)
200k

VBW (Hz)
1M

Sweep Time (s)
50m

Detector Type
Peak



CF (Hz)
5.24G

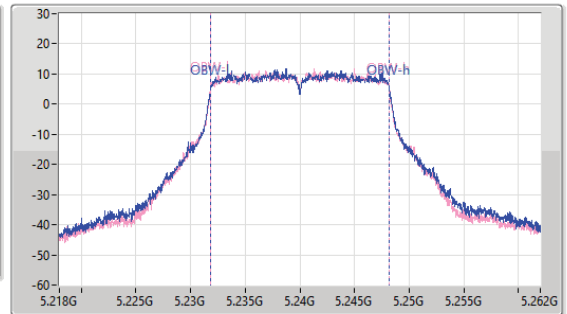
Span (Hz)
44M

RBW (Hz)
200k

VBW (Hz)
1M

Sweep Time (s)
50m

Detector Type
Peak



26dB(Hz)	FI-26dB(Hz)	Fh-26dB(Hz)	OBW(Hz)	FI-OBW(Hz)	Fh-OBW(Hz)	Limit(Hz)	Port
20.02M	5.230045G	5.250065G	16.382M	5.23182G	5.248202G	Inf	1
20.405M	5.229935G	5.25034G	16.382M	5.23182G	5.248202G	Inf	2

5.725-5.85GHz_802.11a_Nss1,(6Mbps)_2TX

EBW

5745MHz

05/10/2023

CF (Hz)
5.745G

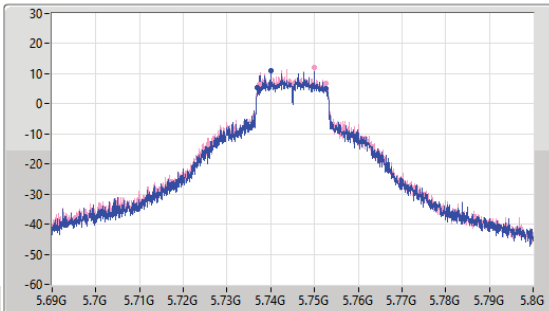
Span (Hz)
110M

RBW (Hz)
100k

VBW (Hz)
300k

Sweep Time (s)
50m

Detector Type
Peak



CF (Hz)
5.745G

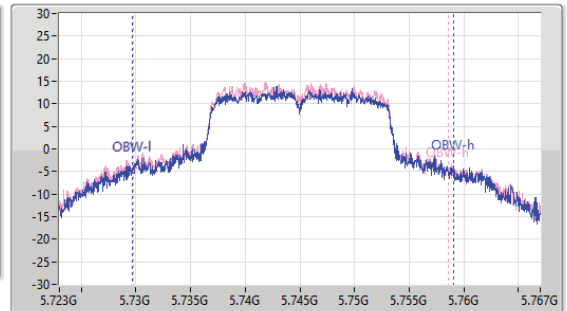
Span (Hz)
44M

RBW (Hz)
300k

VBW (Hz)
1M

Sweep Time (s)
50m

Detector Type
Peak



6dB(Hz)	FI-6dB(Hz)	Fh-6dB(Hz)	OBW(Hz)	FI-OBW(Hz)	Fh-OBW(Hz)	Limit(Hz)	Port
15.675M	5.73686G	5.752535G	29.377M	5.729718G	5.759095G	500k	1
15.18M	5.737355G	5.752535G	28.85M	5.729784G	5.758633G	500k	2

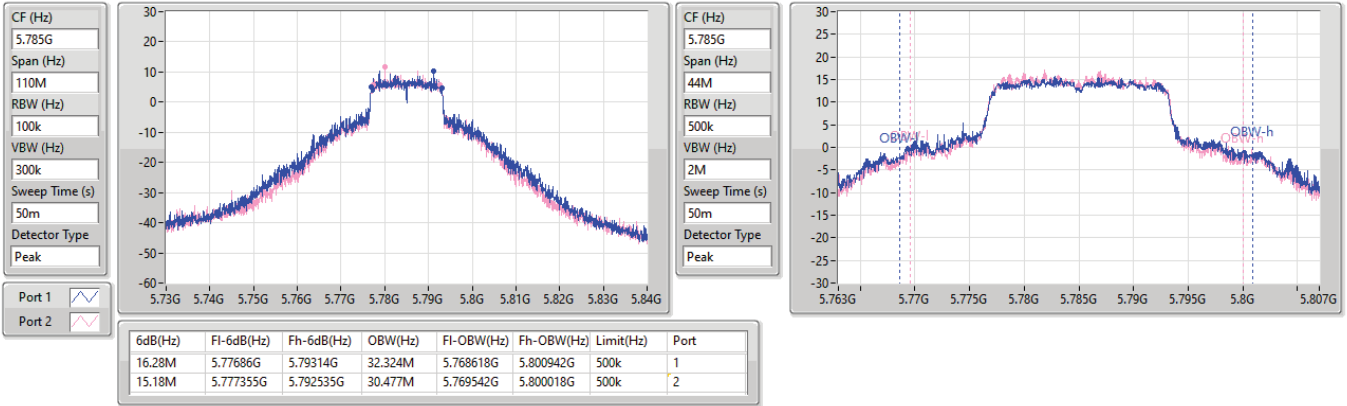


5.725-5.85GHz_802.11a_Nss1,(6Mbps)_2TX

EBW

5785MHz

05/10/2023

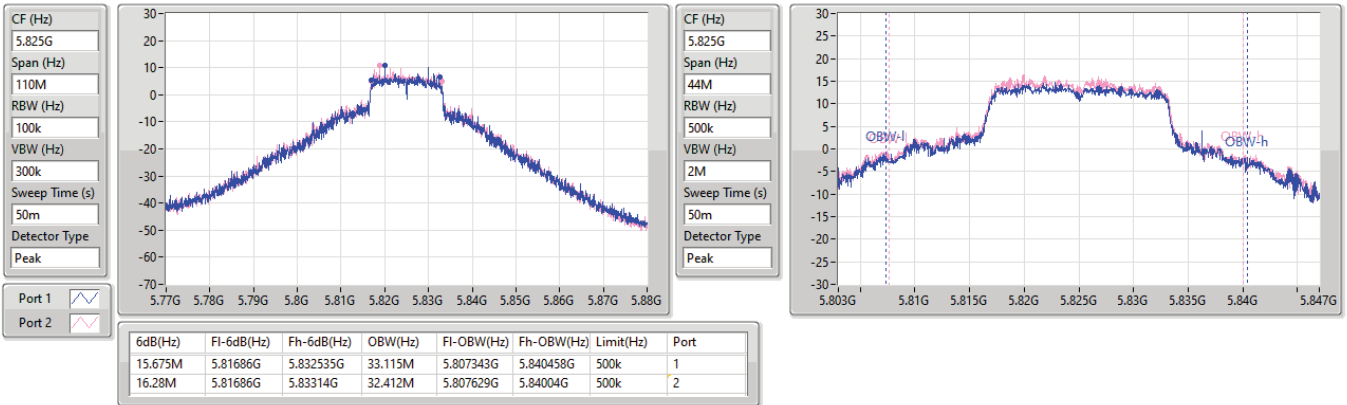


5.725-5.85GHz_802.11a_Nss1,(6Mbps)_2TX

EBW

5825MHz

05/10/2023



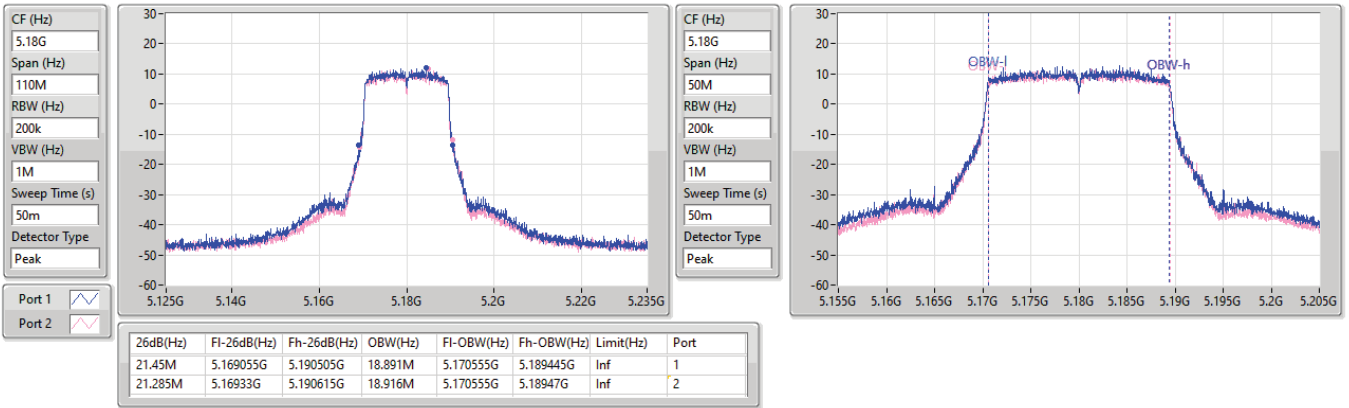


5.15-5.25GHz_802.11ax_HEW20_Nss1,(MCS0)_2TX

EBW

5180MHz

05/10/2023

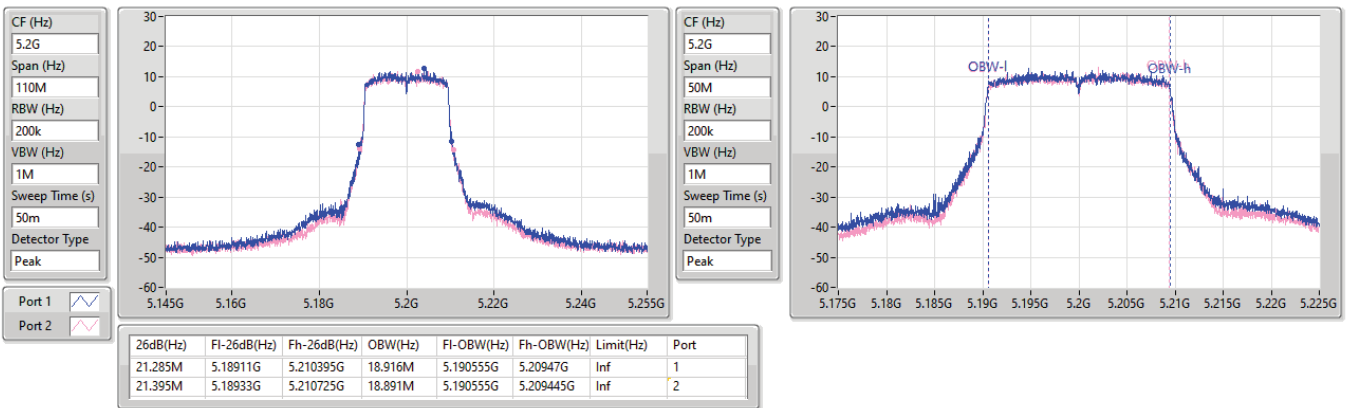


5.15-5.25GHz_802.11ax_HEW20_Nss1,(MCS0)_2TX

EBW

5200MHz

05/10/2023





5.15-5.25GHz_802.11ax_HEW20_Nss1,(MCS0)_2TX

EBW

5240MHz

05/10/2023

CF (Hz)
5.24G

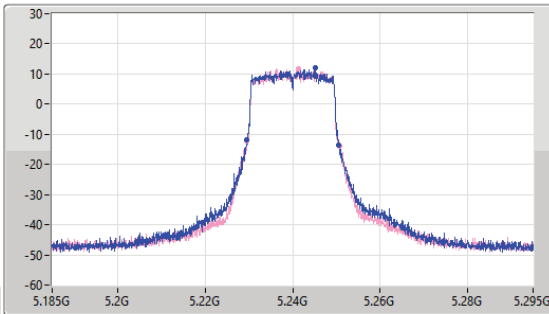
Span (Hz)
110M

RBW (Hz)
200k

VBW (Hz)
1M

Sweep Time (s)
50m

Detector Type
Peak



CF (Hz)
5.24G

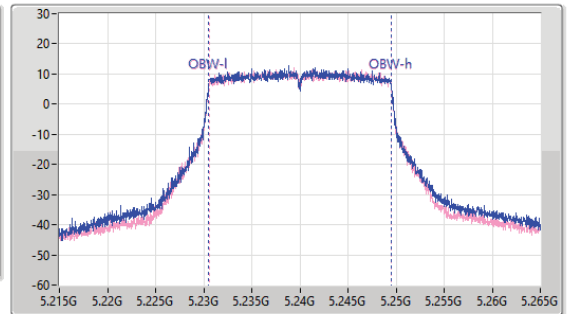
Span (Hz)
50M

RBW (Hz)
200k

VBW (Hz)
1M

Sweep Time (s)
50m

Detector Type
Peak



26dB(Hz)	FI-26dB(Hz)	Fh-26dB(Hz)	OBW(Hz)	FI-OBW(Hz)	Fh-OBW(Hz)	Limit(Hz)	Port
21.175M	5.229385G	5.25056G	18.941M	5.23053G	5.24947G	Inf	1
21.34M	5.229495G	5.250835G	18.916M	5.230555G	5.24947G	Inf	2

5.725-5.85GHz_802.11ax_HEW20_Nss1,(MCS0)_2TX

EBW

5745MHz

05/10/2023

CF (Hz)
5.745G

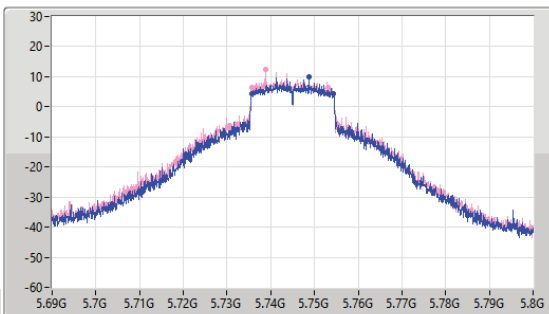
Span (Hz)
110M

RBW (Hz)
100k

VBW (Hz)
300k

Sweep Time (s)
50m

Detector Type
Peak



CF (Hz)
5.745G

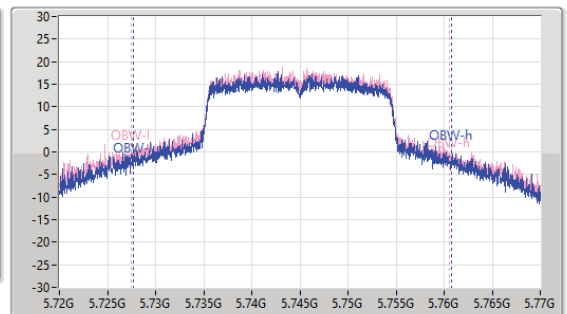
Span (Hz)
50M

RBW (Hz)
500k

VBW (Hz)
2M

Sweep Time (s)
50m

Detector Type
Peak



6dB(Hz)	FI-6dB(Hz)	Fh-6dB(Hz)	OBW(Hz)	FI-OBW(Hz)	Fh-OBW(Hz)	Limit(Hz)	Port
18.59M	5.735705G	5.754295G	33.108M	5.727709G	5.760817G	500k	1
17.435M	5.735595G	5.75303G	33.108M	5.727459G	5.760567G	500k	2

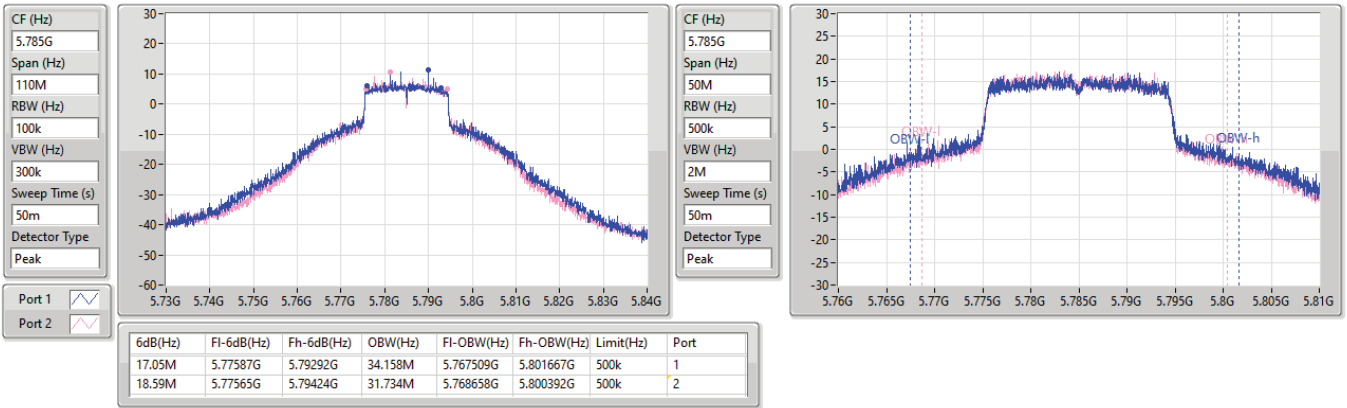


5.725-5.85GHz_802.11ax HEW20_Nss1,(MCS0)_2TX

EBW

5785MHz

05/10/2023

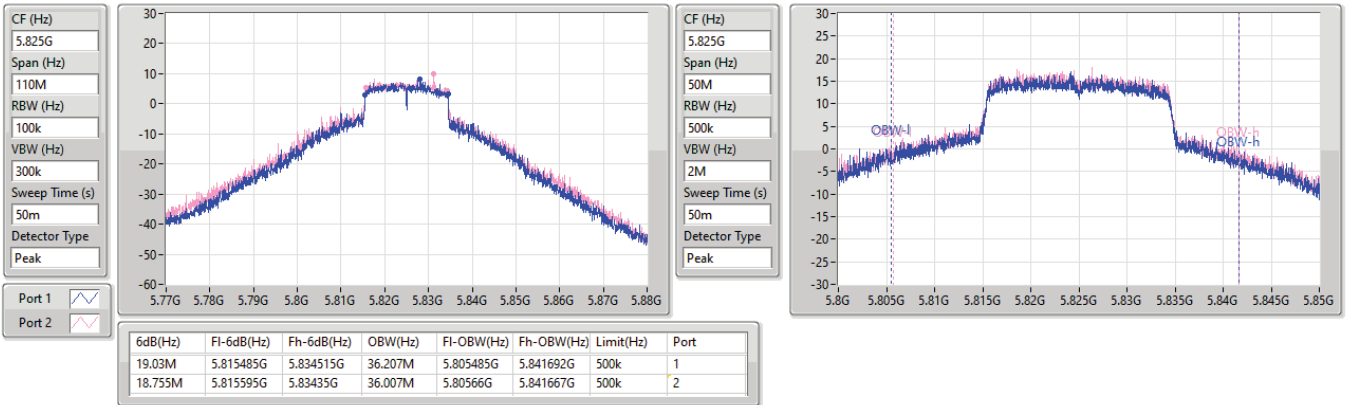


5.725-5.85GHz_802.11ax HEW20_Nss1,(MCS0)_2TX

EBW

5825MHz

05/10/2023



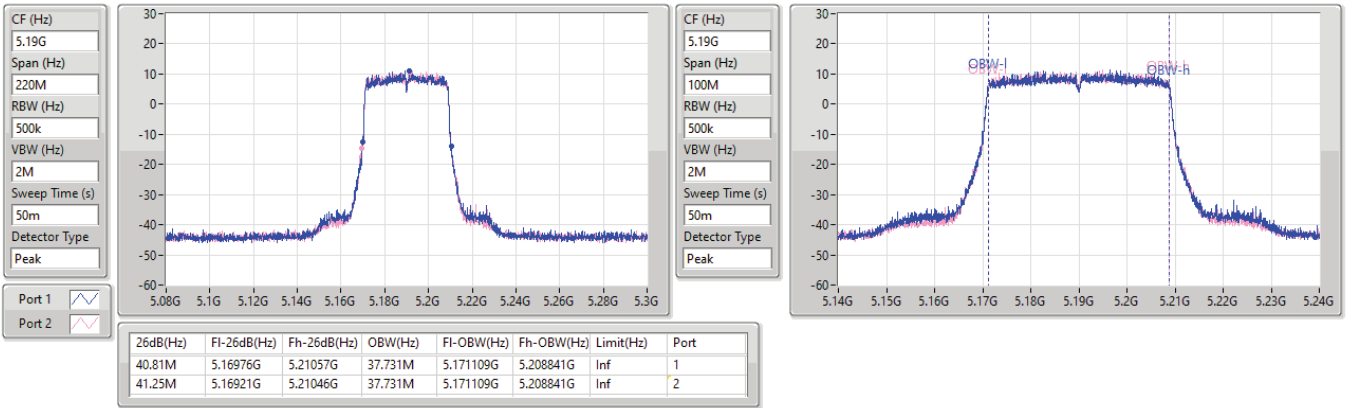


5.15-5.25GHz_802.11ax_HEW40_Nss1,(MCS0)_2TX

EBW

5190MHz

08/09/2023

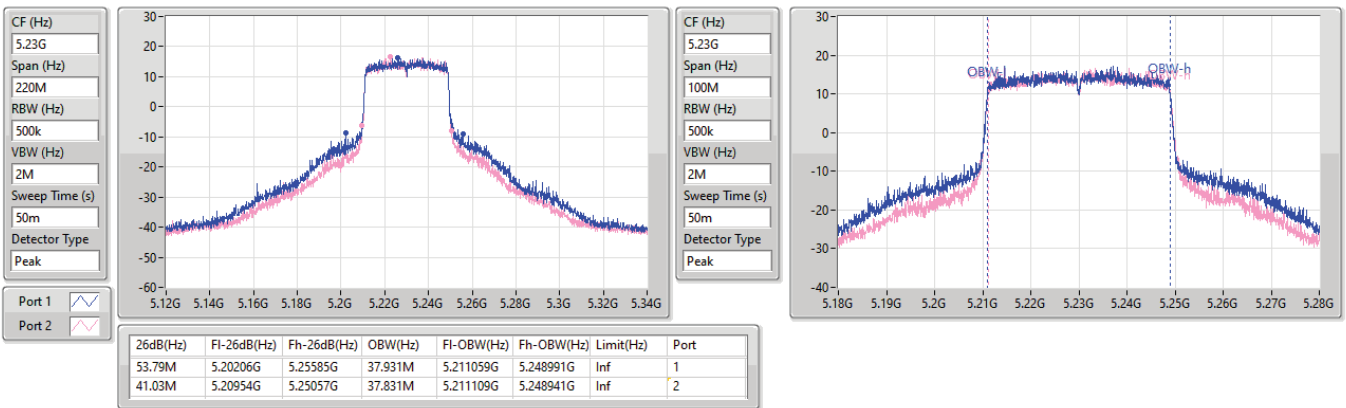


5.15-5.25GHz_802.11ax_HEW40_Nss1,(MCS0)_2TX

EBW

5230MHz

05/10/2023





5.725-5.85GHz_802.11ax HEW40_Nss1,(MCS0)_2TX

EBW

5755MHz

05/10/2023

CF (Hz)
5.755G

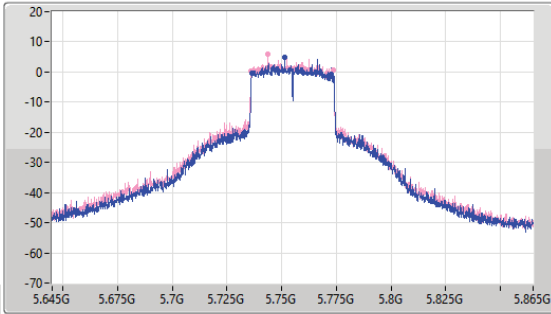
Span (Hz)
220M

RBW (Hz)
100k

VBW (Hz)
300k

Sweep Time (s)
50m

Detector Type
Peak



CF (Hz)
5.755G

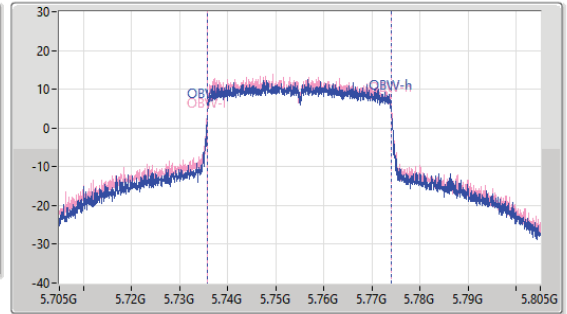
Span (Hz)
100M

RBW (Hz)
500k

VBW (Hz)
2M

Sweep Time (s)
50m

Detector Type
Peak



6dB(Hz)	Fl-6dB(Hz)	Fh-6dB(Hz)	OBW(Hz)	Fl-OBW(Hz)	Fh-OBW(Hz)	Limit(Hz)	Port
36.52M	5.7363G	5.77282G	38.131M	5.73581G	5.773941G	500k	1
37.62M	5.73608G	5.7737G	38.281M	5.73566G	5.773941G	500k	2

5.725-5.85GHz_802.11ax HEW40_Nss1,(MCS0)_2TX

EBW

5795MHz

05/10/2023

CF (Hz)
5.795G

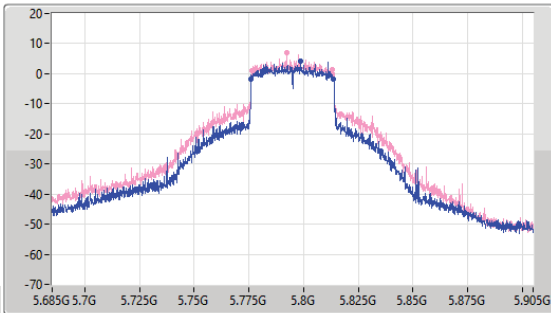
Span (Hz)
220M

RBW (Hz)
100k

VBW (Hz)
300k

Sweep Time (s)
50m

Detector Type
Peak



CF (Hz)
5.795G

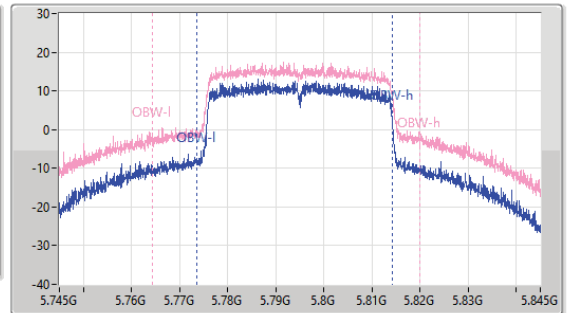
Span (Hz)
100M

RBW (Hz)
1M

VBW (Hz)
3M

Sweep Time (s)
50m

Detector Type
Peak



6dB(Hz)	Fl-6dB(Hz)	Fh-6dB(Hz)	OBW(Hz)	Fl-OBW(Hz)	Fh-OBW(Hz)	Limit(Hz)	Port
37.73M	5.77597G	5.8137G	40.58M	5.773561G	5.81414G	500k	1
36.96M	5.77641G	5.81337G	55.572M	5.764415G	5.819988G	500k	2

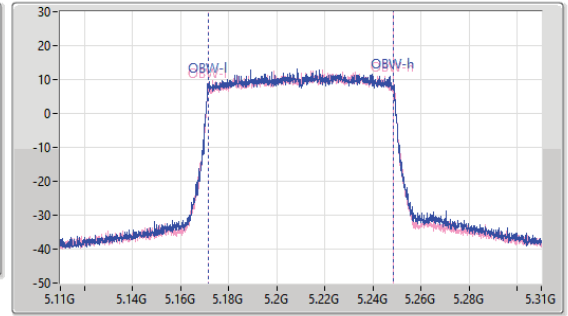
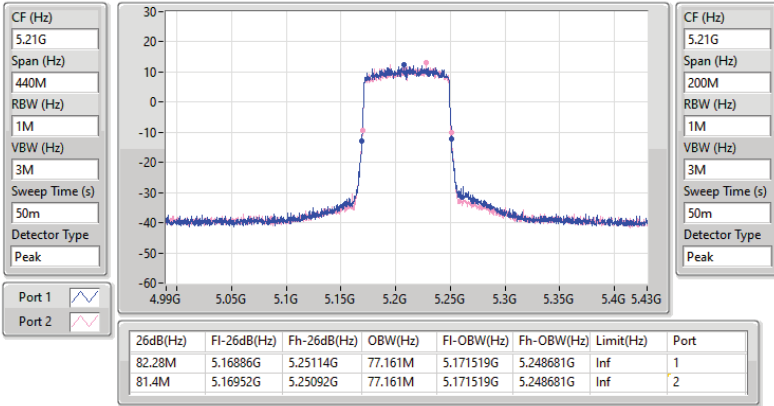


5.15-5.25GHz_802.11ax_HEW80_Nss1,(MCS0)_2TX

EBW

5210MHz

05/10/2023

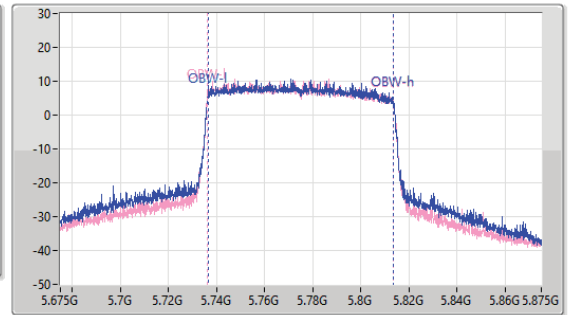
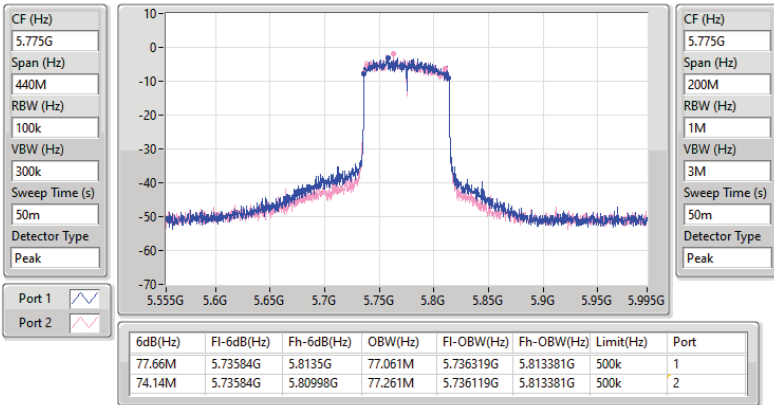


5.725-5.85GHz_802.11ax_HEW80_Nss1,(MCS0)_2TX

EBW

5775MHz

05/10/2023





Summary

Mode	Total Power (dBm)	Total Power (W)	EIRP (dBm)	EIRP (W)
5.15-5.25GHz	-	-	-	-
802.11a_Nss1,(6Mbps)_2TX	24.18	0.26182	32.58	1.81134
802.11ax HEW20_Nss1,(MCS0)_2TX	24.24	0.26546	32.64	1.83654
802.11ax HEW40_Nss1,(MCS0)_2TX	24.73	0.29717	33.13	2.05589
802.11ax HEW80_Nss1,(MCS0)_2TX	22.83	0.19187	31.23	1.32739
5.725-5.85GHz	-	-	-	-
802.11a_Nss1,(6Mbps)_2TX	26.34	0.43053	34.74	2.97852
802.11ax HEW20_Nss1,(MCS0)_2TX	25.99	0.39719	34.39	2.74789
802.11ax HEW40_Nss1,(MCS0)_2TX	25.29	0.33806	33.69	2.33884
802.11ax HEW80_Nss1,(MCS0)_2TX	22.84	0.19231	31.24	1.33045



Result

Mode	Result	DG (dBi)	Port 1 (dBm)	Port 2 (dBm)	Total Power (dBm)	Power Limit (dBm)	EIRP (dBm)	EIRP Limit (dBm)
802.11a_Nss1,(6Mbps)_2TX	-	-	-	-	-	-	-	-
5180MHz	Pass	8.40	20.51	20.78	23.66	27.60	32.06	36.00
5200MHz	Pass	8.40	21.07	21.27	24.18	27.60	32.58	36.00
5240MHz	Pass	8.40	20.95	21.35	24.16	27.60	32.56	36.00
5745MHz	Pass	8.40	23.40	23.25	26.34	27.60	34.74	36.00
5785MHz	Pass	8.40	20.63	20.59	23.62	27.60	32.02	36.00
5825MHz	Pass	8.40	19.13	19.25	22.20	27.60	30.60	36.00
802.11ax HEW20_Nss1,(MCS0)_2TX	-	-	-	-	-	-	-	-
5180MHz	Pass	8.40	20.18	20.33	23.27	27.60	31.67	36.00
5200MHz	Pass	8.40	20.97	21.26	24.13	27.60	32.53	36.00
5240MHz	Pass	8.40	20.91	21.52	24.24	27.60	32.64	36.00
5745MHz	Pass	8.40	22.75	23.19	25.99	27.60	34.39	36.00
5785MHz	Pass	8.40	20.33	20.54	23.45	27.60	31.85	36.00
5825MHz	Pass	8.40	18.71	19.04	21.89	27.60	30.29	36.00
802.11ax HEW40_Nss1,(MCS0)_2TX	-	-	-	-	-	-	-	-
5190MHz	Pass	8.40	18.41	18.78	21.61	27.60	30.01	36.00
5230MHz	Pass	8.40	21.56	21.88	24.73	27.60	33.13	36.00
5755MHz	Pass	8.40	22.37	22.19	25.29	27.60	33.69	36.00
5795MHz	Pass	8.40	20.16	20.42	23.30	27.60	31.70	36.00
802.11ax HEW80_Nss1,(MCS0)_2TX	-	-	-	-	-	-	-	-
5210MHz	Pass	8.40	19.58	20.04	22.83	27.60	31.23	36.00
5775MHz	Pass	8.40	19.59	20.05	22.84	27.60	31.24	36.00

DG = Directional Gain; Port X = Port X output power



Summary

Mode	Total Power (dBm)	Total Power (W)	EIRP (dBm)	EIRP (W)
5.15-5.25GHz	-	-	-	-
802.11a_Nss1,(6Mbps)_2TX	24.57	0.28642	32.97	1.98153
802.11ax HEW20_Nss1,(MCS0)_2TX	24.19	0.26242	32.59	1.81552
802.11ax HEW40_Nss1,(MCS0)_2TX	25.73	0.37411	34.13	2.58821
802.11ax HEW80_Nss1,(MCS0)_2TX	20.16	0.10375	28.56	0.71779
5.725-5.85GHz	-	-	-	-
802.11a_Nss1,(6Mbps)_2TX	26.35	0.43152	34.75	2.98538
802.11ax HEW20_Nss1,(MCS0)_2TX	26.42	0.43853	34.82	3.03389
802.11ax HEW40_Nss1,(MCS0)_2TX	26.56	0.45290	34.96	3.13329
802.11ax HEW80_Nss1,(MCS0)_2TX	23.25	0.21135	31.65	1.46218



Result

Mode	Result	DG (dBi)	Port 1 (dBm)	Port 2 (dBm)	Total Power (dBm)	Power Limit (dBm)	EIRP (dBm)	EIRP Limit (dBm)
802.11a_Nss1,(6Mbps)_2TX	-	-	-	-	-	-	-	-
5180MHz	Pass	8.40	19.57	21.04	23.38	27.60	31.78	36.00
5200MHz	Pass	8.40	20.80	22.21	24.57	27.60	32.97	36.00
5240MHz	Pass	8.40	20.17	22.11	24.26	27.60	32.66	36.00
5745MHz	Pass	8.40	22.53	23.18	25.88	27.60	34.28	36.00
5785MHz	Pass	8.40	22.42	23.37	25.93	27.60	34.33	36.00
5825MHz	Pass	8.40	22.79	23.83	26.35	27.60	34.75	36.00
802.11ax HEW20_Nss1,(MCS0)_2TX	-	-	-	-	-	-	-	-
5180MHz	Pass	8.40	19.74	21.47	23.70	27.60	32.10	36.00
5200MHz	Pass	8.40	19.97	21.95	24.08	27.60	32.48	36.00
5240MHz	Pass	8.40	20.03	22.09	24.19	27.60	32.59	36.00
5745MHz	Pass	8.40	22.44	23.28	25.89	27.60	34.29	36.00
5785MHz	Pass	8.40	22.49	23.10	25.82	27.60	34.22	36.00
5825MHz	Pass	8.40	22.90	23.87	26.42	27.60	34.82	36.00
802.11ax HEW40_Nss1,(MCS0)_2TX	-	-	-	-	-	-	-	-
5190MHz	Pass	8.40	18.20	18.27	21.25	27.60	29.65	36.00
5230MHz	Pass	8.40	22.37	23.05	25.73	27.60	34.13	36.00
5755MHz	Pass	8.40	22.97	23.86	26.45	27.60	34.85	36.00
5795MHz	Pass	8.40	22.75	24.23	26.56	27.60	34.96	36.00
802.11ax HEW80_Nss1,(MCS0)_2TX	-	-	-	-	-	-	-	-
5210MHz	Pass	8.40	17.06	17.23	20.16	27.60	28.56	36.00
5775MHz	Pass	8.40	19.97	20.49	23.25	27.60	31.65	36.00

DG = Directional Gain; Port X = Port X output power



**Average Power_
Non-Beamforming_Radio 2(Low Band)+Radio 3(High Band)**

Appendix C.3

Summary

Mode	Total Power (dBm)	Total Power (W)	EIRP (dBm)	EIRP (W)
5.15-5.25GHz	-	-	-	-
802.11a_Nss1,(6Mbps)_2TX	23.98	0.25003	32.38	1.72982
802.11ax HEW20_Nss1,(MCS0)_2TX	23.92	0.24660	32.32	1.70608
802.11ax HEW40_Nss1,(MCS0)_2TX	26.43	0.43954	34.83	3.04089
802.11ax HEW80_Nss1,(MCS0)_2TX	21.95	0.15668	30.35	1.08393
5.725-5.85GHz	-	-	-	-
802.11a_Nss1,(6Mbps)_2TX	24.96	0.31333	33.36	2.16770
802.11ax HEW20_Nss1,(MCS0)_2TX	25.13	0.32584	33.53	2.25424
802.11ax HEW40_Nss1,(MCS0)_2TX	23.30	0.21380	31.70	1.47911
802.11ax HEW80_Nss1,(MCS0)_2TX	19.50	0.08913	27.90	0.61660



Average Power_
Non-Beamforming_Radio 2(Low Band)+Radio 3(High Band)

Appendix C.3

Result

Mode	Result	DG (dBi)	Port 1 (dBm)	Port 2 (dBm)	Total Power (dBm)	Power Limit (dBm)	EIRP (dBm)	EIRP Limit (dBm)
802.11a_Nss1,(6Mbps)_2TX	-	-	-	-	-	-	-	-
5180MHz	Pass	8.40	21.24	20.68	23.98	27.60	32.38	36.00
5200MHz	Pass	8.40	21.15	20.69	23.94	27.60	32.34	36.00
5240MHz	Pass	8.40	20.85	20.83	23.85	27.60	32.25	36.00
5745MHz	Pass	8.40	21.46	22.39	24.96	27.60	33.36	36.00
5785MHz	Pass	8.40	21.31	21.57	24.45	27.60	32.85	36.00
5825MHz	Pass	8.40	20.23	20.96	23.62	27.60	32.02	36.00
802.11ax HEW20_Nss1,(MCS0)_2TX	-	-	-	-	-	-	-	-
5180MHz	Pass	8.40	21.22	20.57	23.92	27.60	32.32	36.00
5200MHz	Pass	8.40	21.16	20.63	23.91	27.60	32.31	36.00
5240MHz	Pass	8.40	20.81	20.76	23.80	27.60	32.20	36.00
5745MHz	Pass	8.40	21.64	22.56	25.13	27.60	33.53	36.00
5785MHz	Pass	8.40	21.02	21.47	24.26	27.60	32.66	36.00
5825MHz	Pass	8.40	20.82	21.74	24.31	27.60	32.71	36.00
802.11ax HEW40_Nss1,(MCS0)_2TX	-	-	-	-	-	-	-	-
5190MHz	Pass	8.40	18.55	18.62	21.60	27.60	30.00	36.00
5230MHz	Pass	8.40	23.53	23.31	26.43	27.60	34.83	36.00
5755MHz	Pass	8.40	19.18	20.14	22.70	27.60	31.10	36.00
5795MHz	Pass	8.40	19.55	20.93	23.30	27.60	31.70	36.00
802.11ax HEW80_Nss1,(MCS0)_2TX	-	-	-	-	-	-	-	-
5210MHz	Pass	8.40	19.05	18.82	21.95	27.60	30.35	36.00
5775MHz	Pass	8.40	16.53	16.45	19.50	27.60	27.90	36.00

DG = Directional Gain; Port X = Port X output power



Summary

Mode	Total Power (dBm)	Total Power (W)	EIRP (dBm)	EIRP (W)
5.15-5.25GHz	-	-	-	-
802.11ax HEW20-BF_Nss1,(MCS0)_2TX	24.11	0.25763	35.42	3.48337
802.11ax HEW40-BF_Nss1,(MCS0)_2TX	24.09	0.25645	35.40	3.46737
802.11ax HEW80-BF_Nss1,(MCS0)_2TX	22.70	0.18621	34.01	2.51768
5.725-5.85GHz	-	-	-	-
802.11ax HEW20-BF_Nss1,(MCS0)_2TX	23.84	0.24210	35.15	3.27341
802.11ax HEW40-BF_Nss1,(MCS0)_2TX	24.15	0.26002	35.46	3.51560
802.11ax HEW80-BF_Nss1,(MCS0)_2TX	22.70	0.18621	34.01	2.51768



Result

Mode	Result	DG (dBi)	Port 1 (dBm)	Port 2 (dBm)	Total Power (dBm)	Power Limit (dBm)	EIRP (dBm)	EIRP Limit (dBm)
802.11ax HEW20-BF_Nss1,(MCS0)_2TX	-	-	-	-	-	-	-	-
5180MHz	Pass	11.31	20.08	20.22	23.16	24.69	34.47	36.00
5200MHz	Pass	11.31	20.82	21.16	24.00	24.69	35.31	36.00
5240MHz	Pass	11.31	20.79	21.39	24.11	24.69	35.42	36.00
5745MHz	Pass	11.31	20.61	21.04	23.84	24.69	35.15	36.00
5785MHz	Pass	11.31	20.20	20.40	23.31	24.69	34.62	36.00
5825MHz	Pass	11.31	18.60	18.91	21.77	24.69	33.08	36.00
802.11ax HEW40-BF_Nss1,(MCS0)_2TX	-	-	-	-	-	-	-	-
5190MHz	Pass	11.31	18.30	18.68	21.50	24.69	32.81	36.00
5230MHz	Pass	11.31	20.92	21.24	24.09	24.69	35.40	36.00
5755MHz	Pass	11.31	21.23	21.04	24.15	24.69	35.46	36.00
5795MHz	Pass	11.31	20.03	20.31	23.18	24.69	34.49	36.00
802.11ax HEW80-BF_Nss1,(MCS0)_2TX	-	-	-	-	-	-	-	-
5210MHz	Pass	11.31	19.44	19.93	22.70	24.69	34.01	36.00
5775MHz	Pass	11.31	19.45	19.92	22.70	24.69	34.01	36.00

DG = Directional Gain; Port X = Port X output power



Summary

Mode	Total Power (dBm)	Total Power (W)	EIRP (dBm)	EIRP (W)
5.15-5.25GHz	-	-	-	-
802.11ax HEW20-BF_Nss1,(MCS0)_2TX	24.08	0.25586	35.49	3.53997
802.11ax HEW40-BF_Nss1,(MCS0)_2TX	24.07	0.25527	35.48	3.53183
802.11ax HEW80-BF_Nss1,(MCS0)_2TX	20.04	0.10093	31.45	1.39637
5.725-5.85GHz	-	-	-	-
802.11ax HEW20-BF_Nss1,(MCS0)_2TX	24.08	0.25586	35.49	3.53997
802.11ax HEW40-BF_Nss1,(MCS0)_2TX	23.94	0.24774	35.35	3.42768
802.11ax HEW80-BF_Nss1,(MCS0)_2TX	21.85	0.15311	33.26	2.11836



Result

Mode	Result	DG (dBi)	Port 1 (dBm)	Port 2 (dBm)	Total Power (dBm)	Power Limit (dBm)	EIRP (dBm)	EIRP Limit (dBm)
802.11ax HEW20-BF_Nss1,(MCS0)_2TX	-	-	-	-	-	-	-	-
5180MHz	Pass	11.41	19.61	21.34	23.57	24.59	34.98	36.00
5200MHz	Pass	11.41	19.83	21.82	23.95	24.59	35.36	36.00
5240MHz	Pass	11.41	19.92	21.97	24.08	24.59	35.49	36.00
5745MHz	Pass	11.41	20.34	21.14	23.77	24.59	35.18	36.00
5785MHz	Pass	11.41	20.75	21.37	24.08	24.59	35.49	36.00
5825MHz	Pass	11.41	20.26	21.26	23.80	24.59	35.21	36.00
802.11ax HEW40-BF_Nss1,(MCS0)_2TX	-	-	-	-	-	-	-	-
5190MHz	Pass	11.41	18.06	18.14	21.11	24.59	32.52	36.00
5230MHz	Pass	11.41	20.70	21.40	24.07	24.59	35.48	36.00
5755MHz	Pass	11.41	20.33	21.24	23.82	24.59	35.23	36.00
5795MHz	Pass	11.41	20.10	21.63	23.94	24.59	35.35	36.00
802.11ax HEW80-BF_Nss1,(MCS0)_2TX	-	-	-	-	-	-	-	-
5210MHz	Pass	11.41	16.96	17.10	20.04	24.59	31.45	36.00
5775MHz	Pass	11.41	18.45	19.19	21.85	24.59	33.26	36.00

DG = Directional Gain; Port X = Port X output power



**Average Power_
Beamforming_Radio 2(Low Band)+Radio 3(High Band)**

Appendix C.6

Summary

Mode	Total Power (dBm)	Total Power (W)	EIRP (dBm)	EIRP (W)
5.15-5.25GHz	-	-	-	-
802.11ax HEW20-BF_Nss1,(MCS0)_2TX	23.88	0.24434	35.19	3.30370
802.11ax HEW40-BF_Nss1,(MCS0)_2TX	23.88	0.24434	35.19	3.30370
802.11ax HEW80-BF_Nss1,(MCS0)_2TX	21.90	0.15488	33.21	2.09411
5.725-5.85GHz	-	-	-	-
802.11ax HEW20-BF_Nss1,(MCS0)_2TX	24.08	0.25586	35.49	3.53997
802.11ax HEW40-BF_Nss1,(MCS0)_2TX	23.29	0.21330	34.70	2.95121
802.11ax HEW80-BF_Nss1,(MCS0)_2TX	19.49	0.08892	30.90	1.23027



**Average Power_
Beamforming_Radio 2(Low Band)+Radio 3(High Band)**

Appendix C.6

Result

Mode	Result	DG (dBi)	Port 1 (dBm)	Port 2 (dBm)	Total Power (dBm)	Power Limit (dBm)	EIRP (dBm)	EIRP Limit (dBm)
802.11ax HEW20-BF_Nss1,(MCS0)_2TX	-	-	-	-	-	-	-	-
5180MHz	Pass	11.31	21.18	20.53	23.88	24.69	35.19	36.00
5200MHz	Pass	11.31	21.13	20.6	23.88	24.69	35.19	36.00
5240MHz	Pass	11.31	20.8	20.75	23.79	24.69	35.10	36.00
5745MHz	Pass	11.41	20.60	21.50	24.08	24.59	35.49	36.00
5785MHz	Pass	11.41	20.49	20.94	23.73	24.59	35.14	36.00
5825MHz	Pass	11.41	20.29	21.21	23.78	24.59	35.19	36.00
802.11ax HEW40-BF_Nss1,(MCS0)_2TX	-	-	-	-	-	-	-	-
5190MHz	Pass	11.31	18.52	18.59	21.57	24.69	32.88	36.00
5230MHz	Pass	11.31	20.98	20.76	23.88	24.69	35.19	36.00
5755MHz	Pass	11.41	19.15	20.11	22.67	24.59	34.08	36.00
5795MHz	Pass	11.41	19.54	20.92	23.29	24.59	34.70	36.00
802.11ax HEW80-BF_Nss1,(MCS0)_2TX	-	-	-	-	-	-	-	-
5210MHz	Pass	11.31	19.00	18.77	21.90	24.69	33.21	36.00
5775MHz	Pass	11.41	16.52	16.44	19.49	24.59	30.90	36.00

DG = Directional Gain; Port X = Port X output power



Summary

Mode	PD (dBm/RBW)	EIRP PD (dBm/RBW)
5.15-5.25GHz	-	-
802.11a_Nss1,(6Mbps)_2TX	11.55	22.86
802.11ax HEW20_Nss1,(MCS0)_2TX	11.55	22.86
802.11ax HEW40_Nss1,(MCS0)_2TX	9.21	20.52
802.11ax HEW80_Nss1,(MCS0)_2TX	4.81	16.12
5.725-5.85GHz	-	-
802.11a_Nss1,(6Mbps)_2TX	12.37	23.68
802.11ax HEW20_Nss1,(MCS0)_2TX	11.87	23.18
802.11ax HEW40_Nss1,(MCS0)_2TX	8.66	19.97
802.11ax HEW80_Nss1,(MCS0)_2TX	3.63	14.94

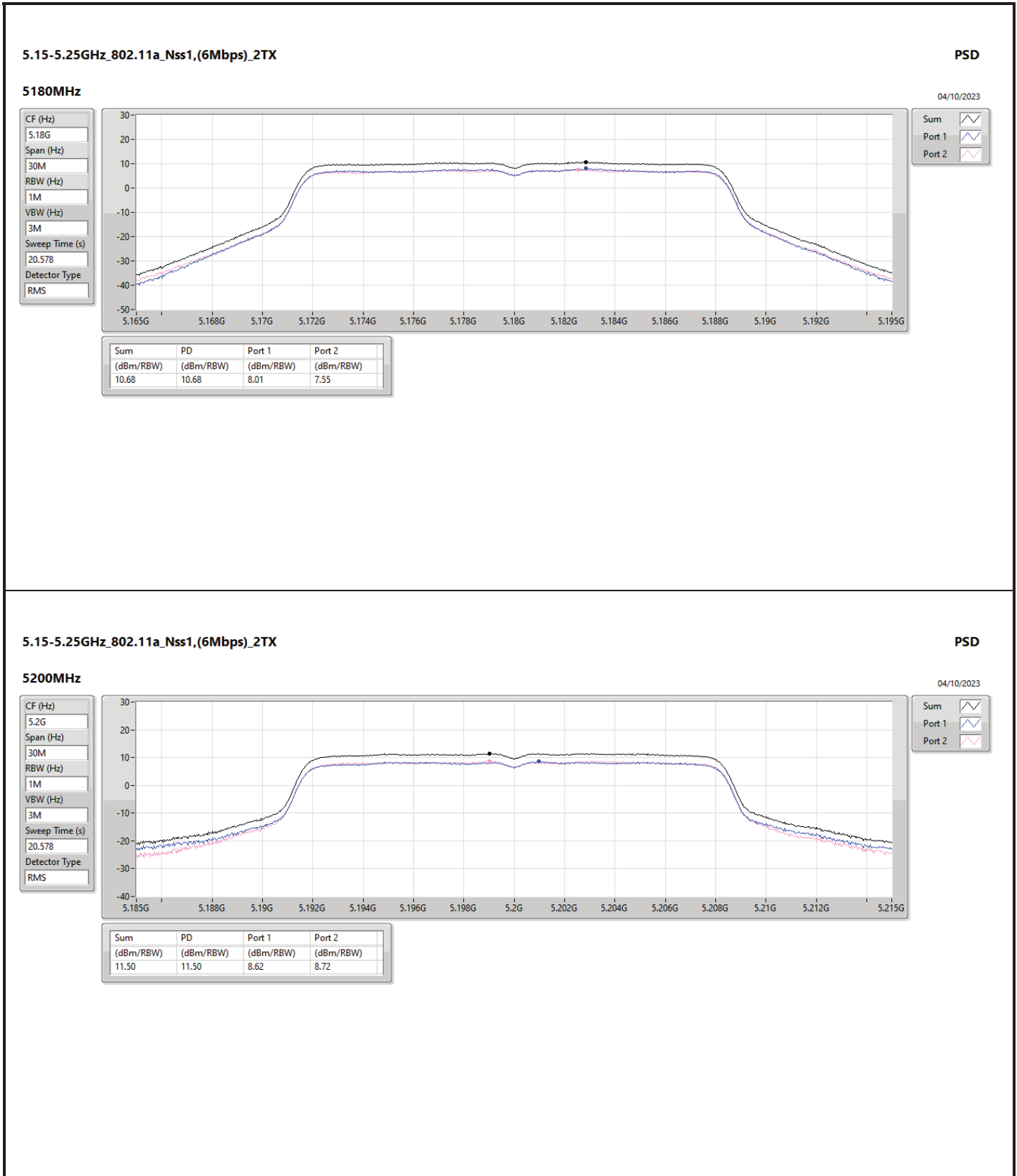
RBW = 500kHz for 5.725-5.85GHz band / 1MHz for other band;

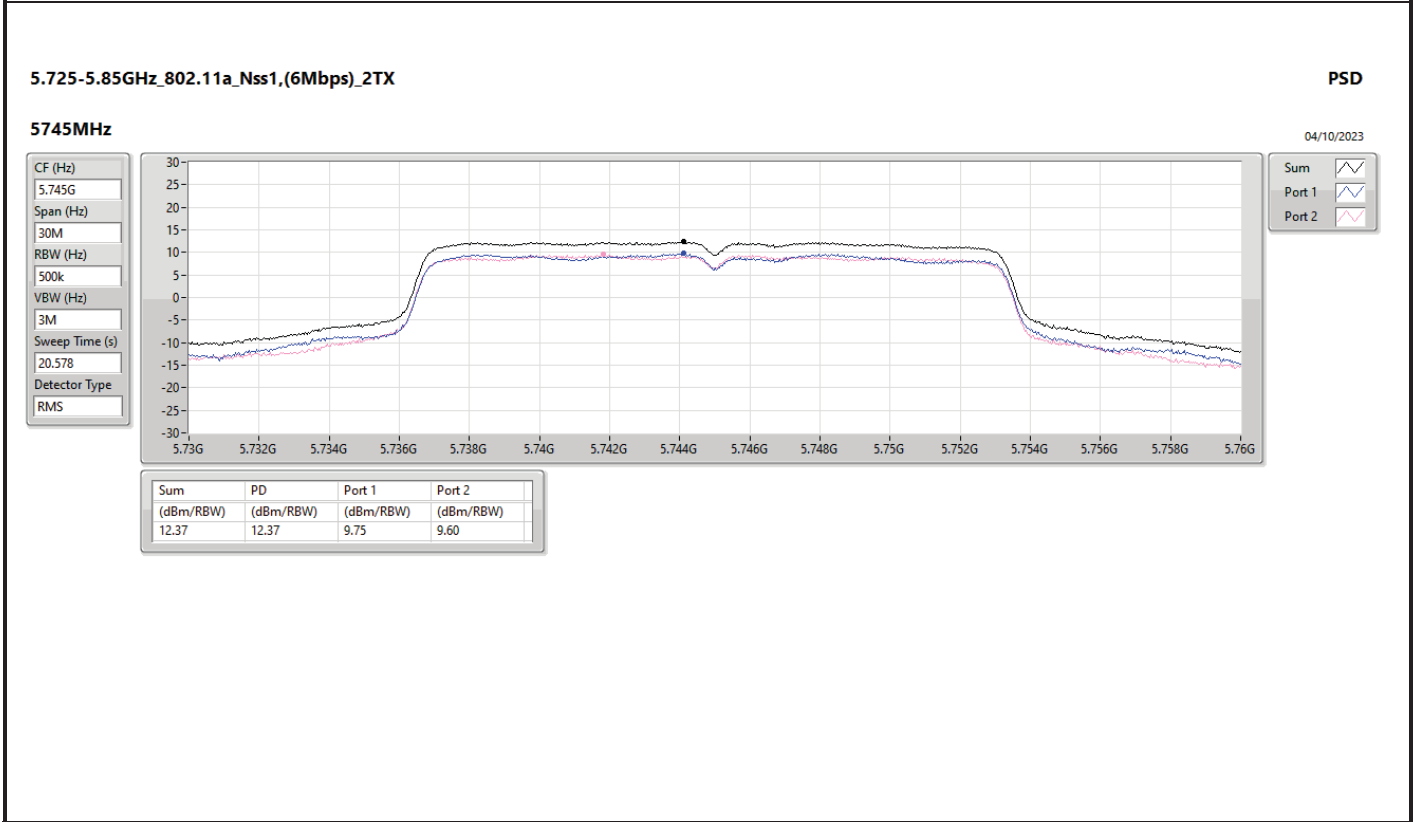
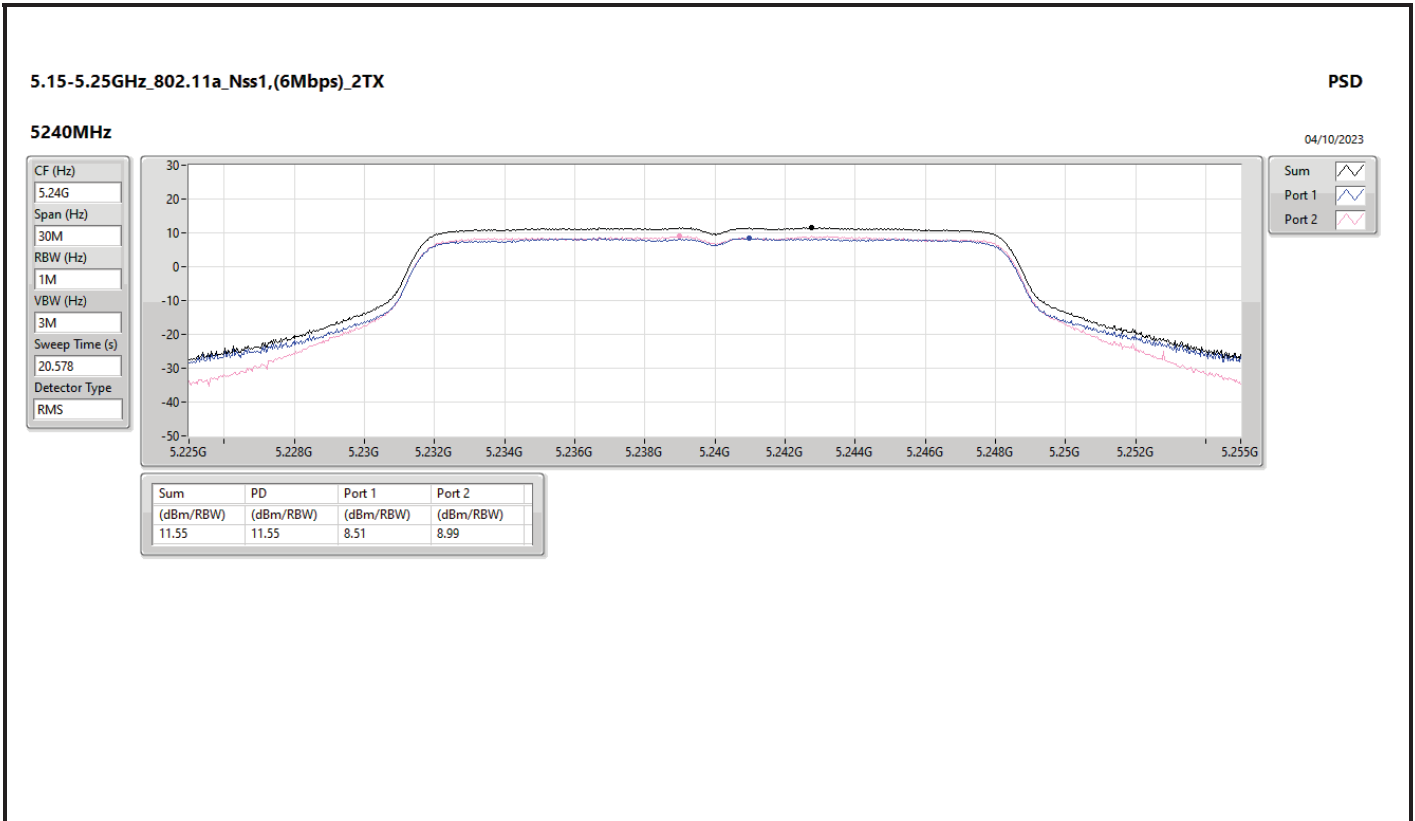


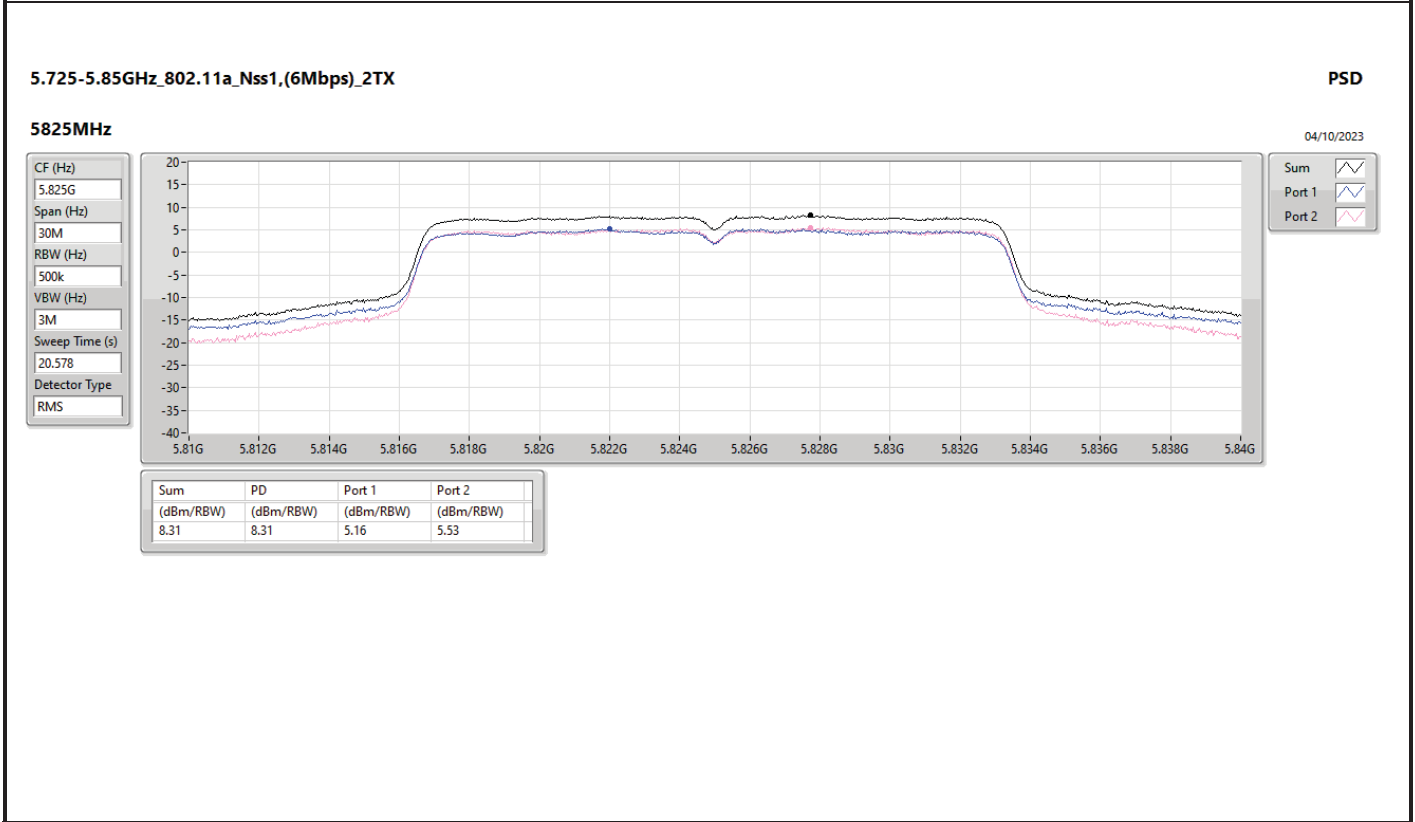
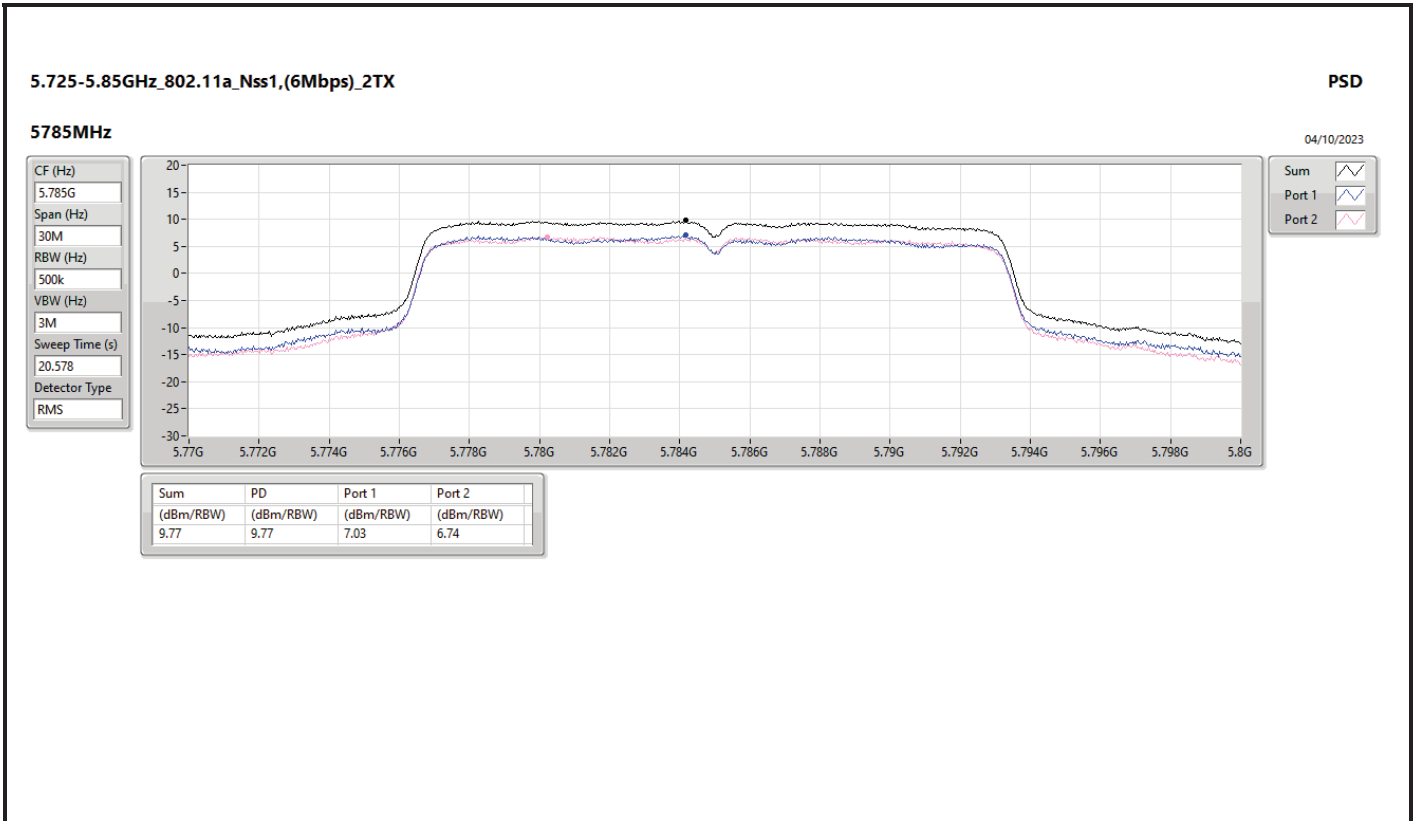
Result

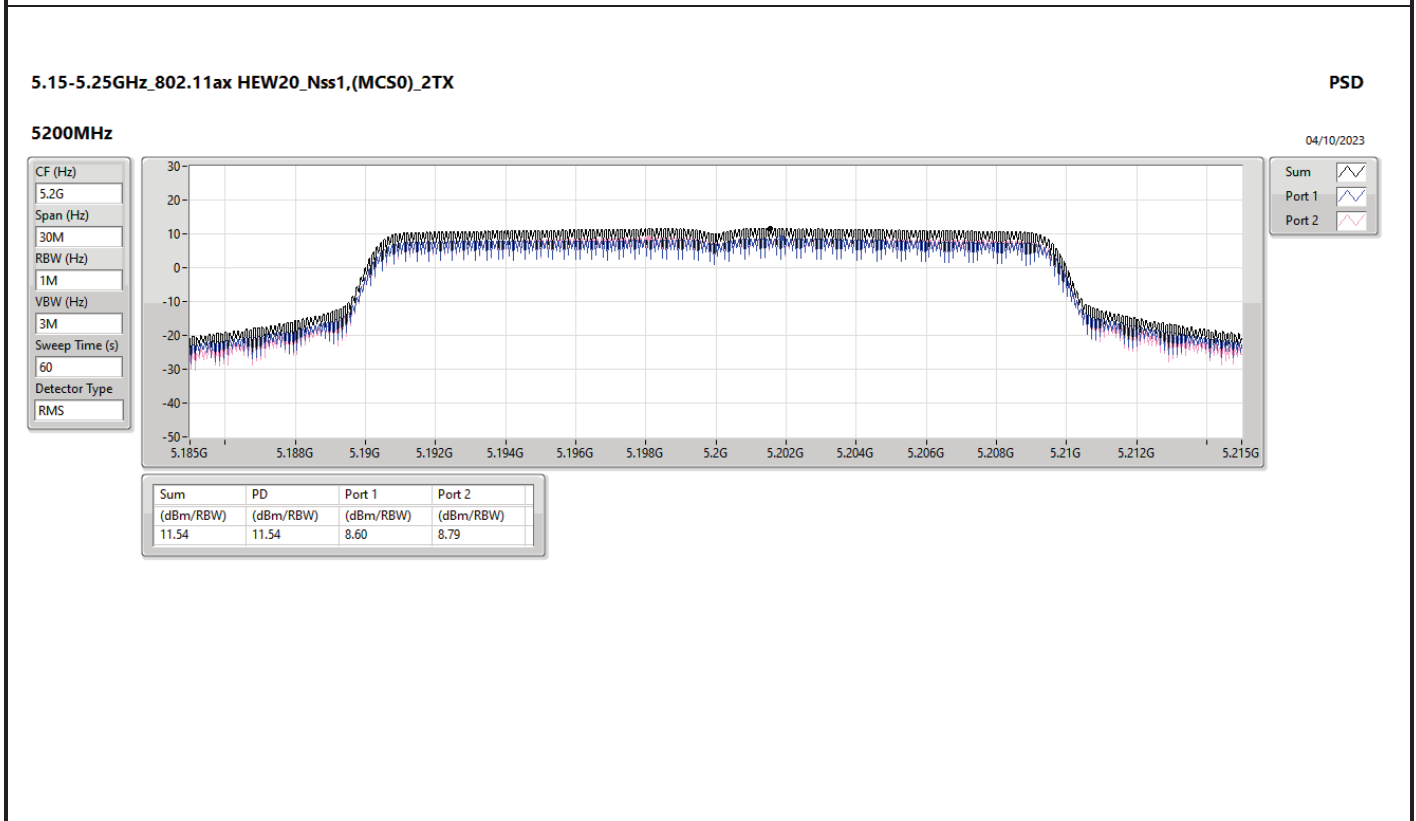
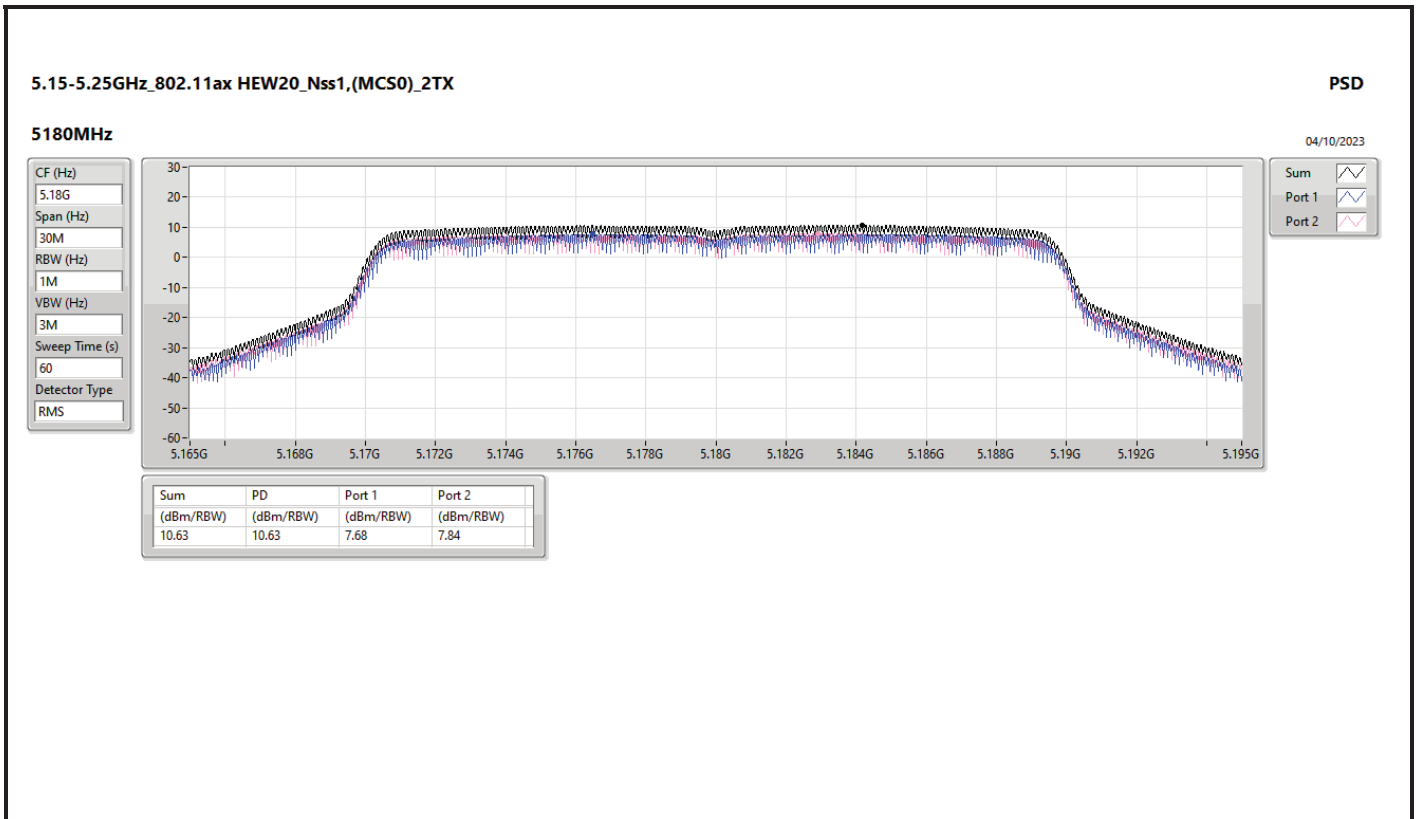
Mode	Result	DG (dBi)	Port 1 (dBm/RBW)	Port 2 (dBm/RBW)	PD (dBm/RBW)	PD Limit (dBm/RBW)	EIRP PD (dBm/RBW)	EIRP PD Limit (dBm/RBW)
802.11a_Nss1,(6Mbps)_2TX	-	-	-	-	-	-	-	-
5180MHz	Pass	11.31	8.01	7.55	10.68	11.69	21.99	23.00
5200MHz	Pass	11.31	8.62	8.72	11.50	11.69	22.81	23.00
5240MHz	Pass	11.31	8.51	8.99	11.55	11.69	22.86	23.00
5745MHz	Pass	11.31	9.75	9.60	12.37	24.69	23.68	36.00
5785MHz	Pass	11.31	7.03	6.74	9.77	24.69	21.08	36.00
5825MHz	Pass	11.31	5.16	5.53	8.31	24.69	19.62	36.00
802.11ax HEW20_Nss1,(MCS0)_2TX	-	-	-	-	-	-	-	-
5180MHz	Pass	11.31	7.68	7.84	10.63	11.69	21.94	23.00
5200MHz	Pass	11.31	8.60	8.79	11.54	11.69	22.85	23.00
5240MHz	Pass	11.31	8.32	9.18	11.55	11.69	22.86	23.00
5745MHz	Pass	11.31	9.10	9.49	11.87	24.69	23.18	36.00
5785MHz	Pass	11.31	6.68	6.49	9.46	24.69	20.77	36.00
5825MHz	Pass	11.31	4.74	5.16	7.65	24.69	18.96	36.00
802.11ax HEW40_Nss1,(MCS0)_2TX	-	-	-	-	-	-	-	-
5190MHz	Pass	11.31	3.20	3.54	6.20	11.69	17.51	23.00
5230MHz	Pass	11.31	6.10	6.62	9.21	11.69	20.52	23.00
5755MHz	Pass	11.31	6.08	5.86	8.66	24.69	19.97	36.00
5795MHz	Pass	11.31	3.51	3.55	6.41	24.69	17.72	36.00
802.11ax HEW80_Nss1,(MCS0)_2TX	-	-	-	-	-	-	-	-
5210MHz	Pass	11.31	1.78	2.17	4.81	11.69	16.12	23.00
5775MHz	Pass	11.31	0.79	1.08	3.63	24.69	14.94	36.00

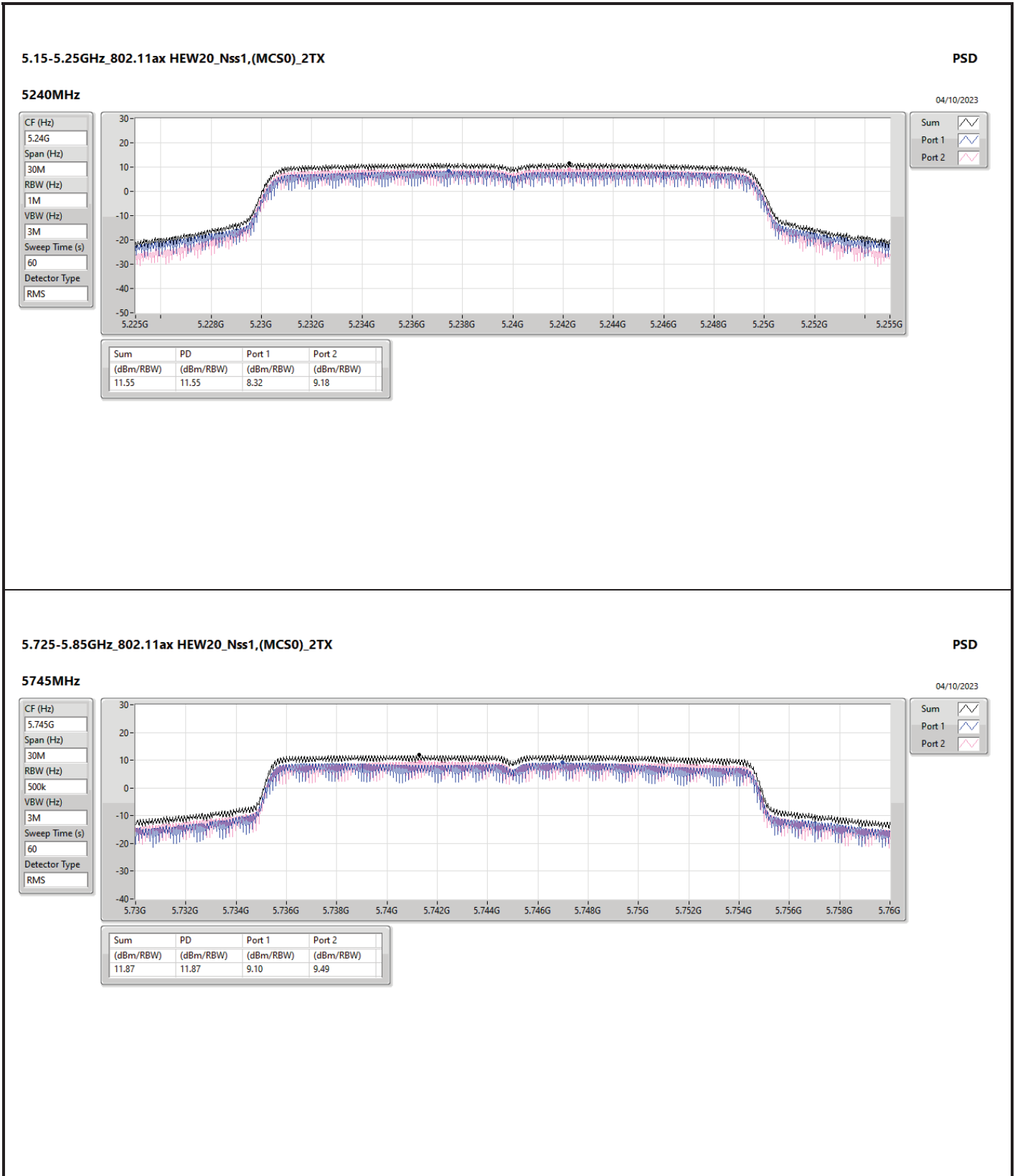
DG = Directional Gain; RBW = 500kHz for 5.725-5.85GHz band / 1MHz for other band;
 PD = trace bin-by-bin of each transmits port summing can be performed maximum power density; Port X = Port X Power Density;

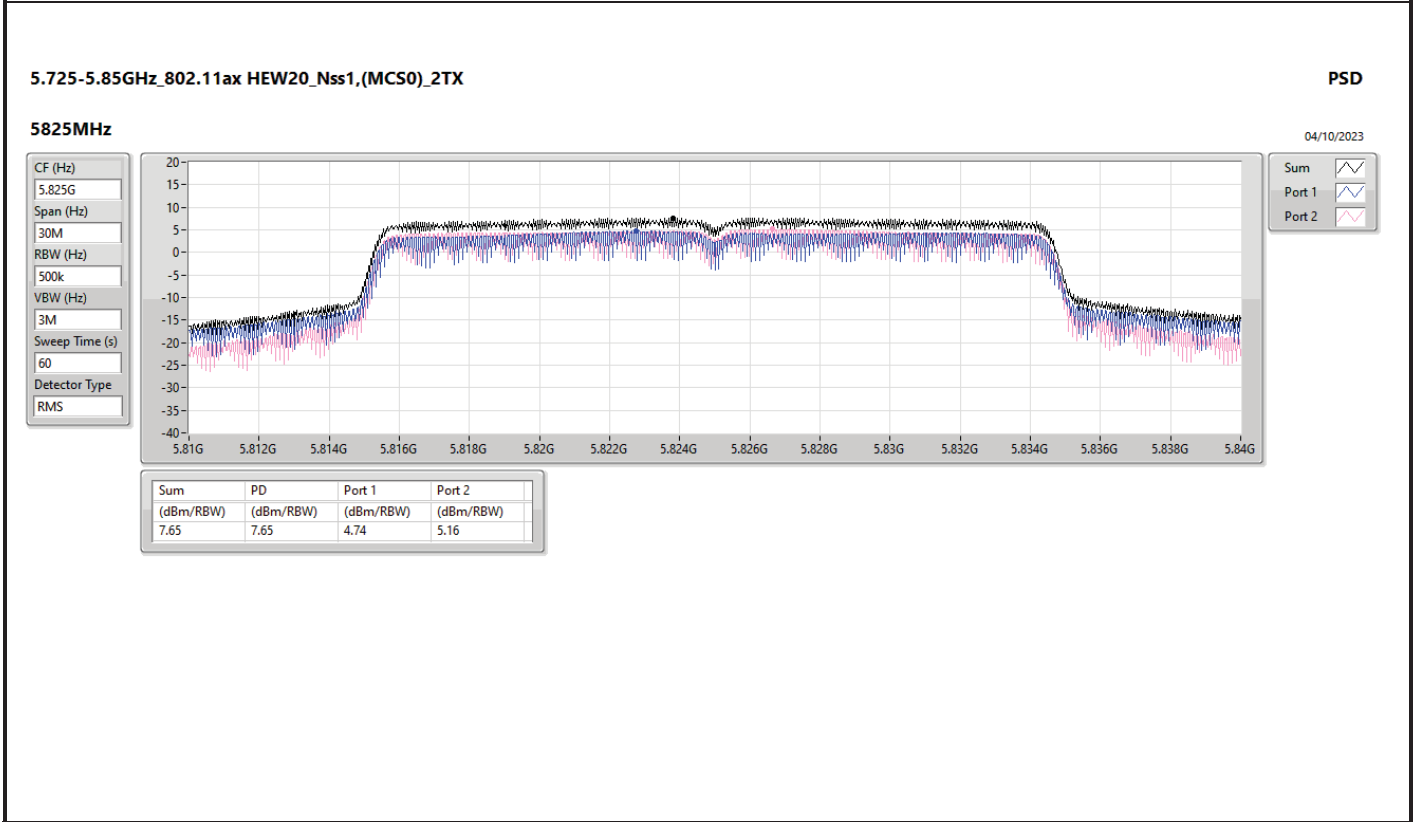
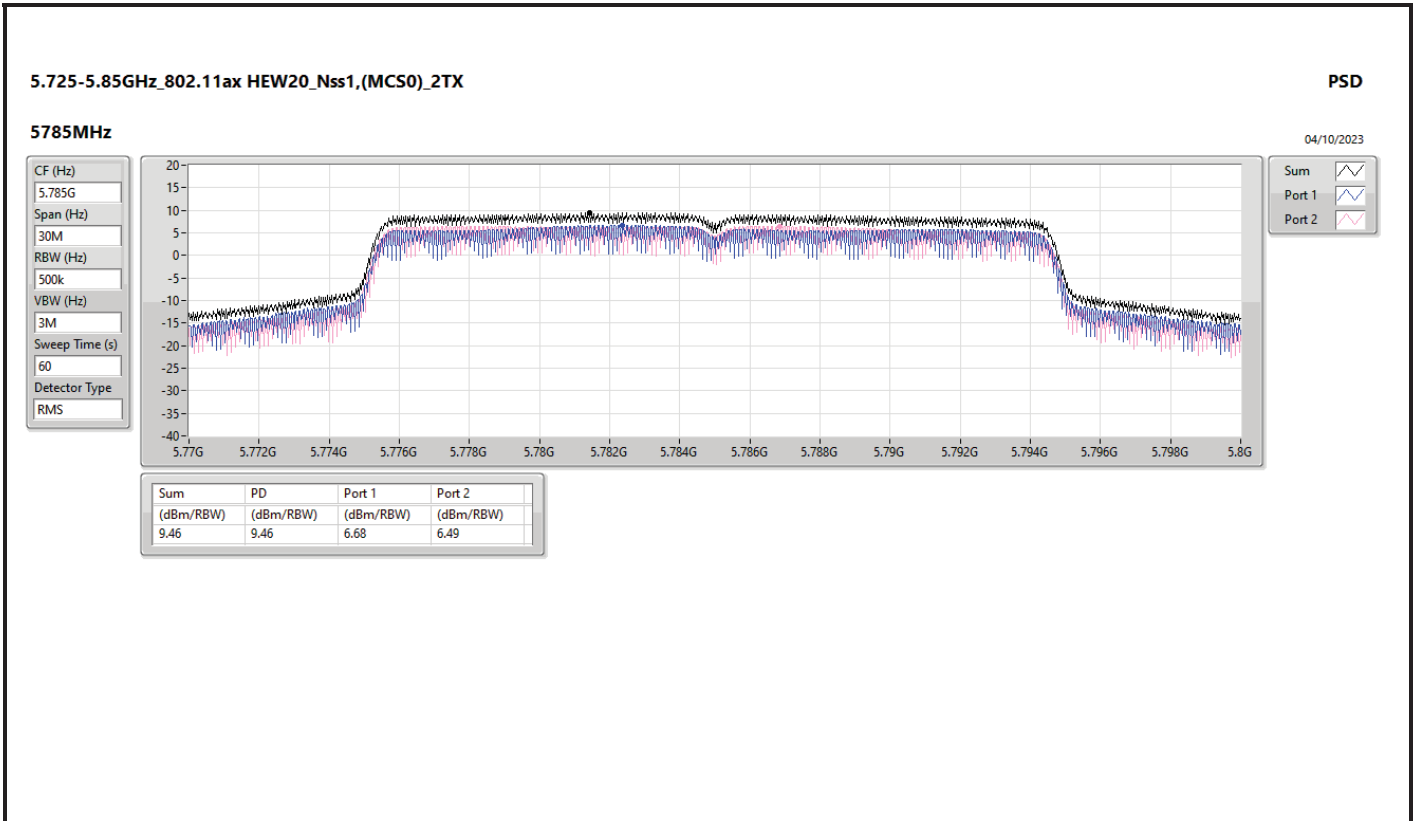


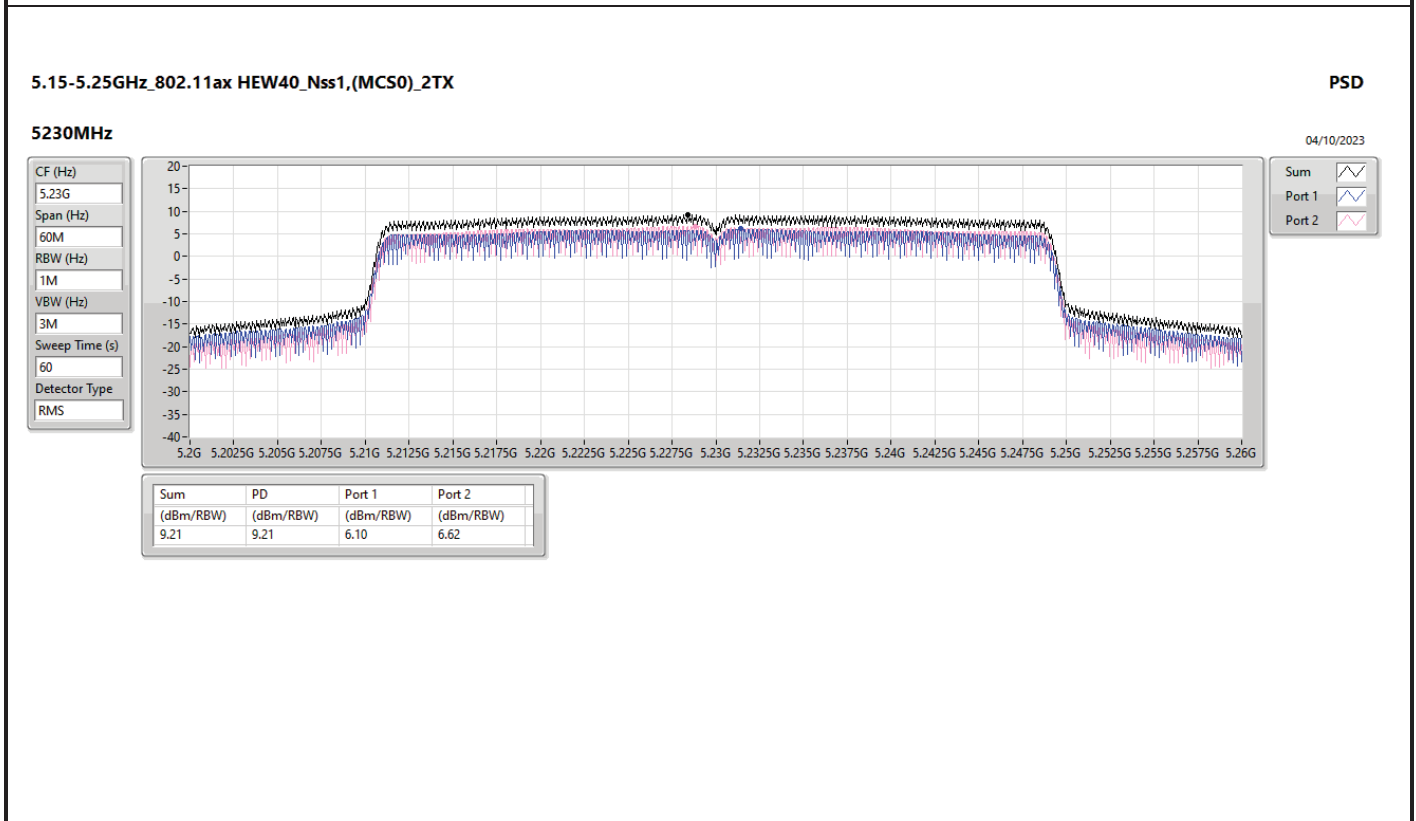
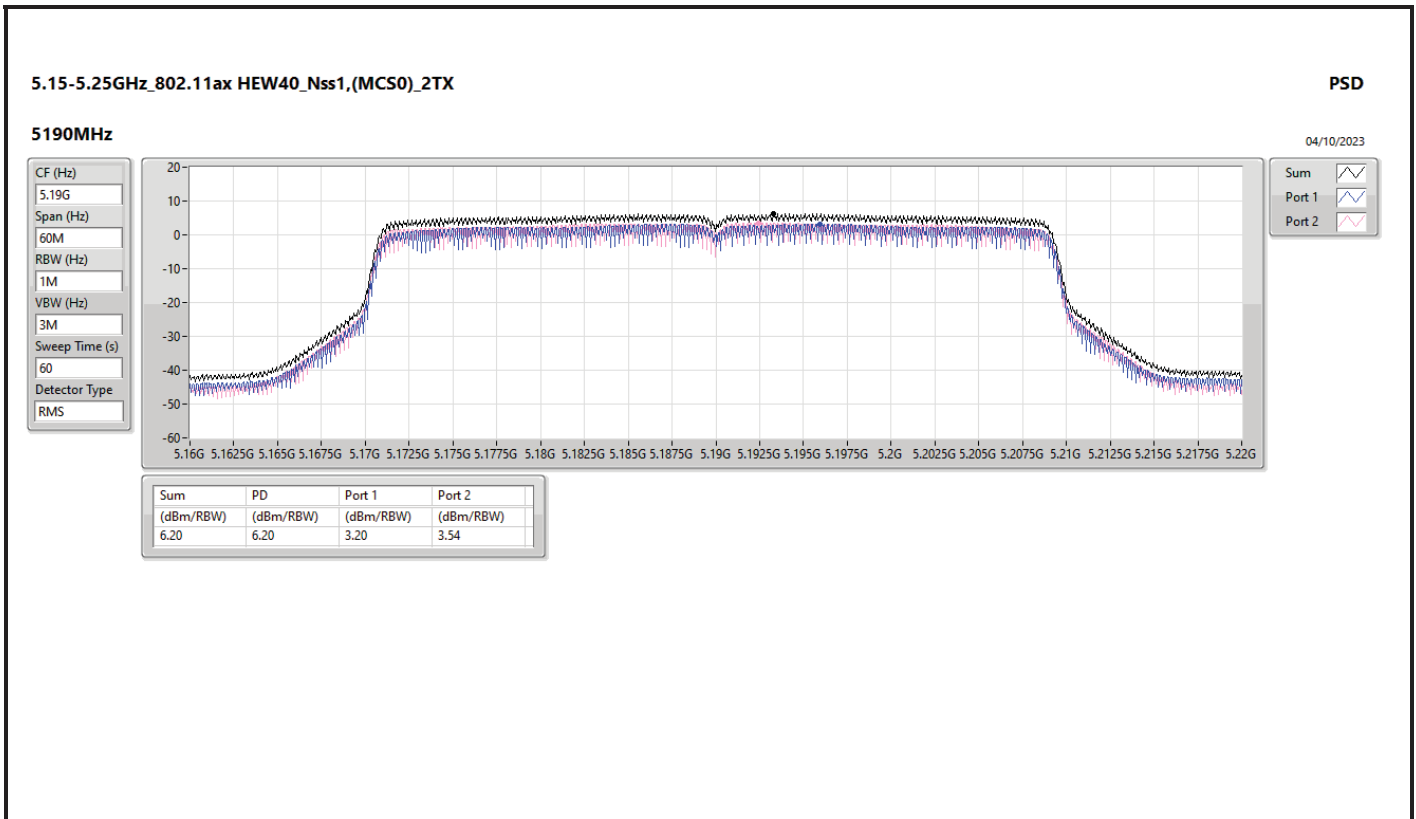


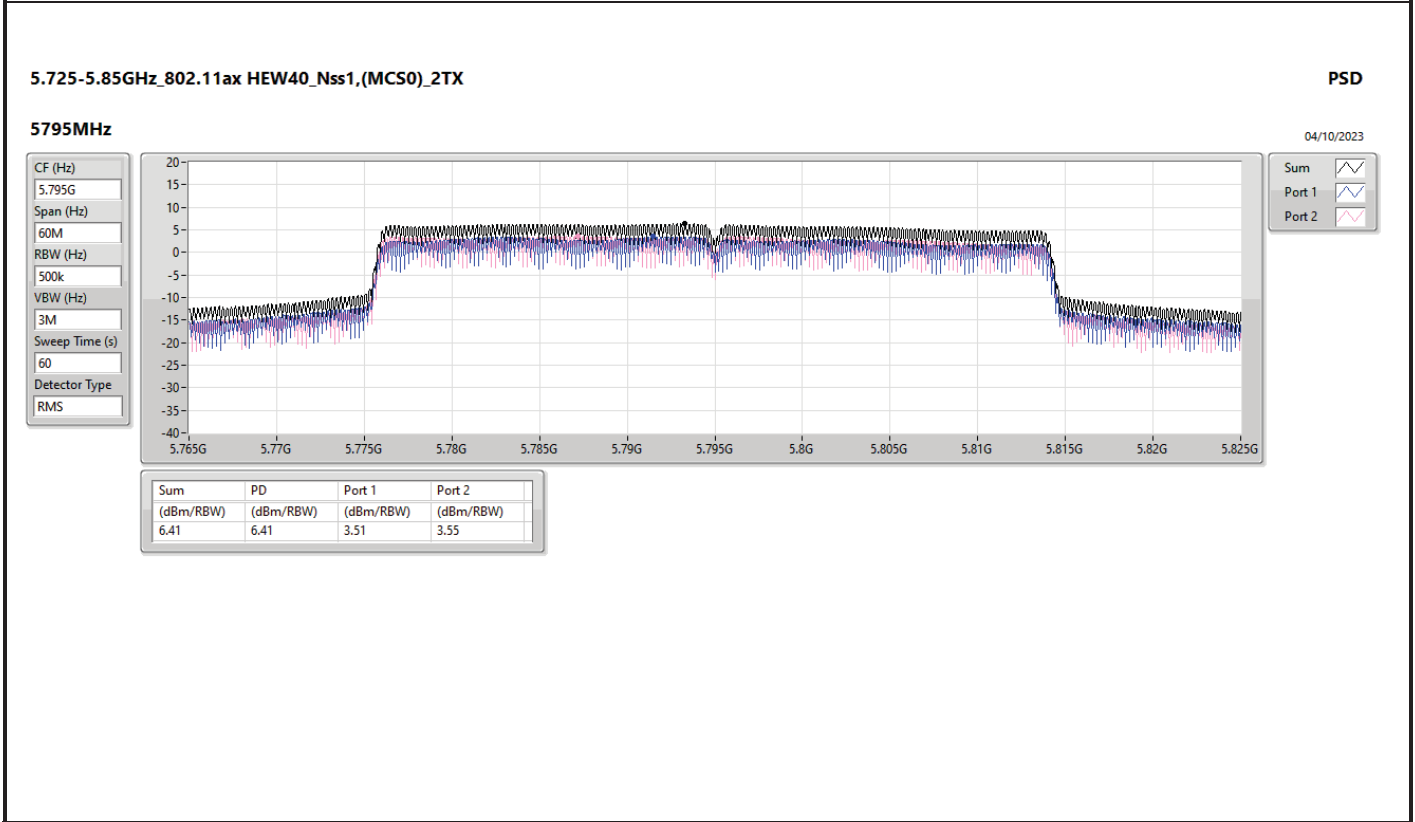
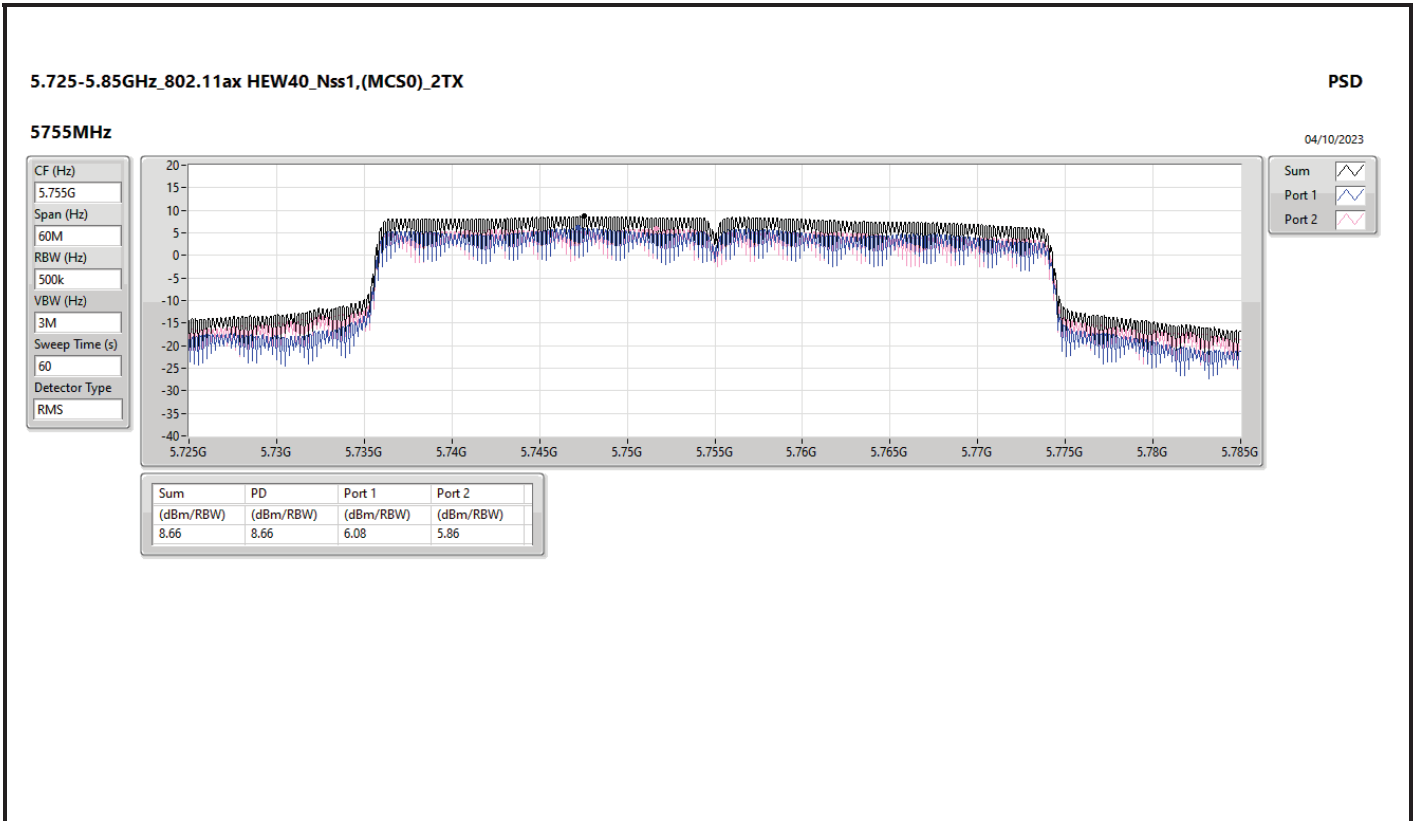


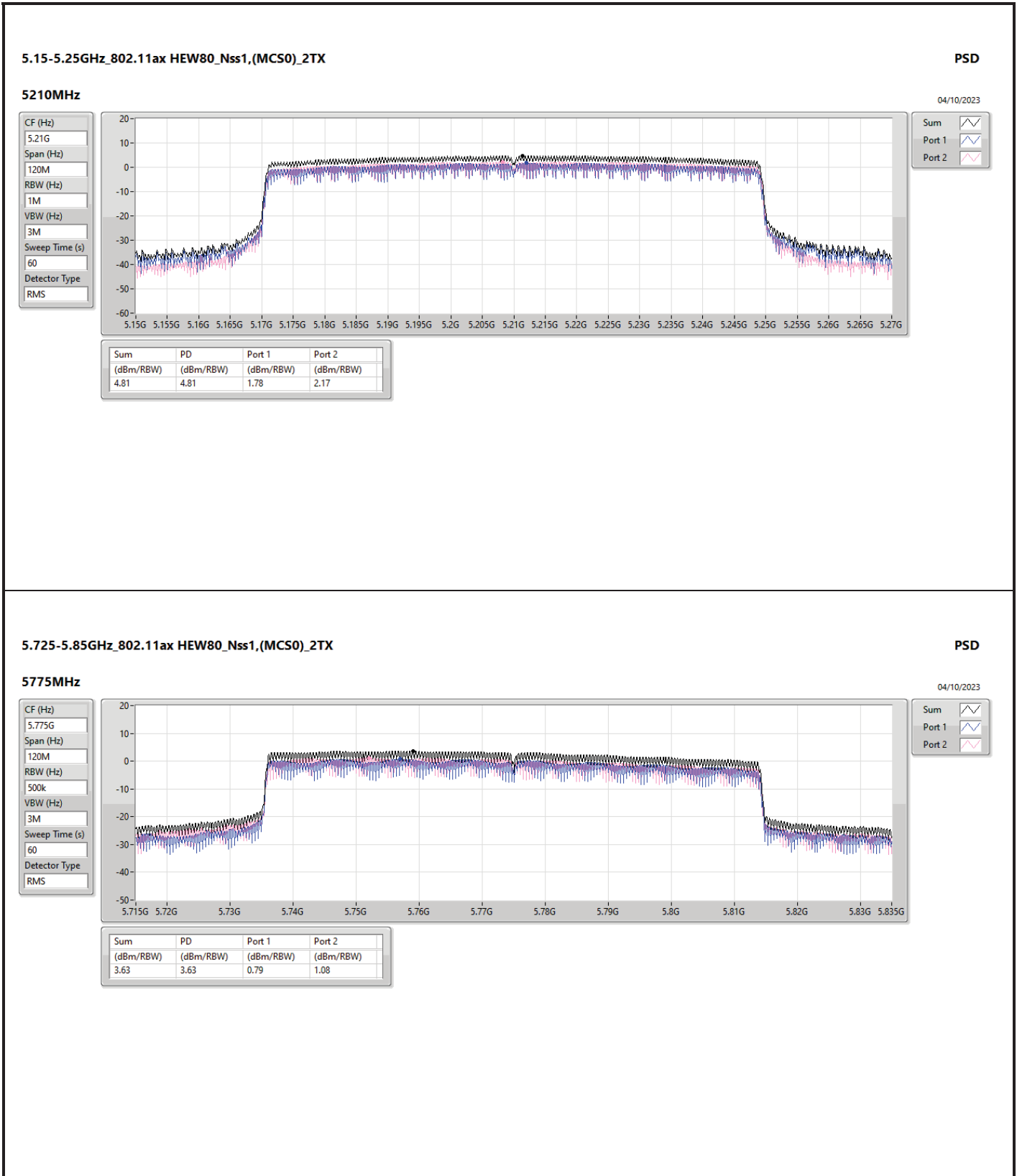














Summary

Mode	PD (dBm/RBW)	EIRP PD (dBm/RBW)
5.15-5.25GHz	-	-
802.11a_Nss1,(6Mbps)_2TX	11.41	22.82
802.11ax HEW20_Nss1,(MCS0)_2TX	11.19	22.60
802.11ax HEW40_Nss1,(MCS0)_2TX	10.20	21.61
802.11ax HEW80_Nss1,(MCS0)_2TX	1.37	12.78
5.725-5.85GHz	-	-
802.11a_Nss1,(6Mbps)_2TX	11.69	23.10
802.11ax HEW20_Nss1,(MCS0)_2TX	11.97	23.38
802.11ax HEW40_Nss1,(MCS0)_2TX	9.44	20.85
802.11ax HEW80_Nss1,(MCS0)_2TX	3.15	14.56

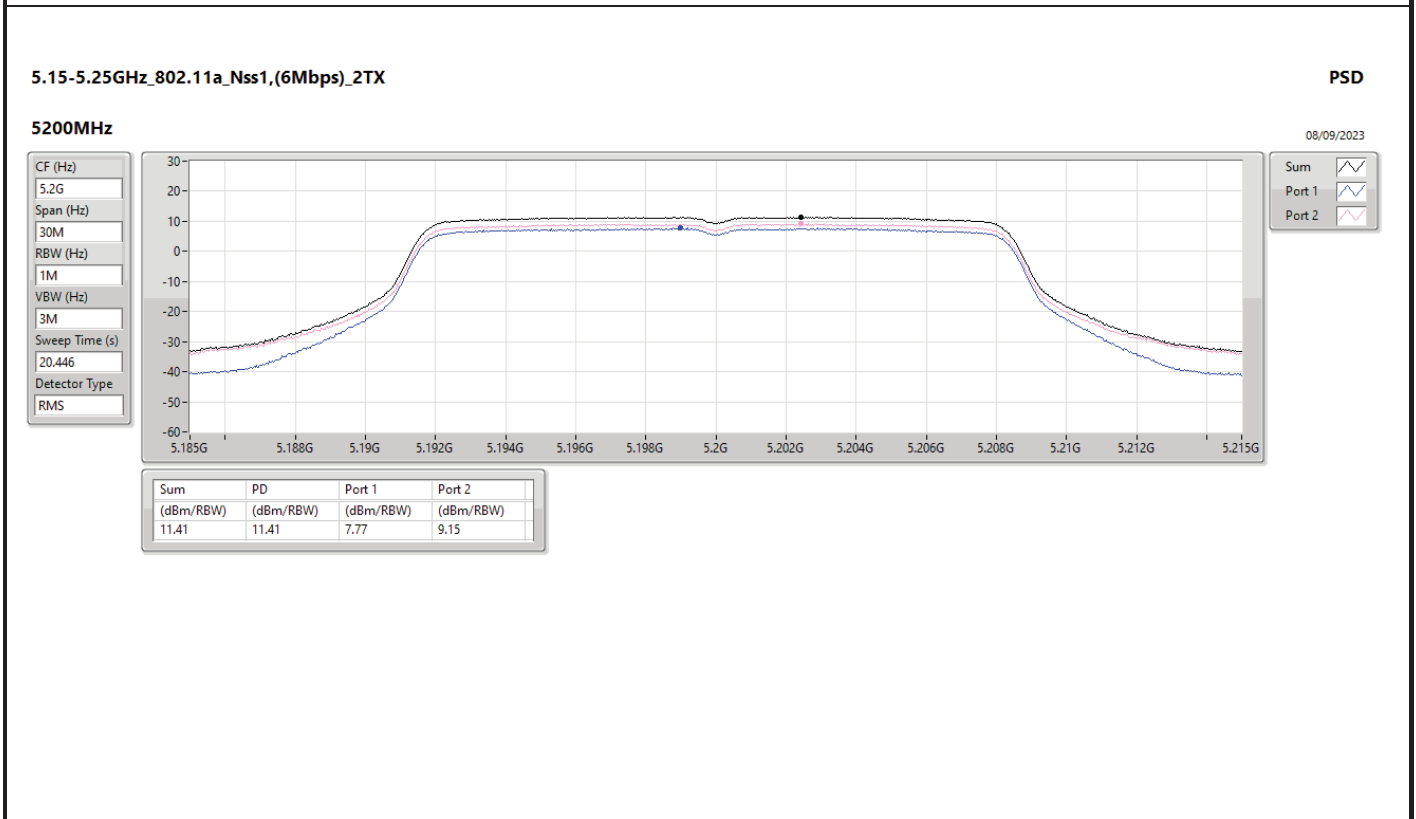
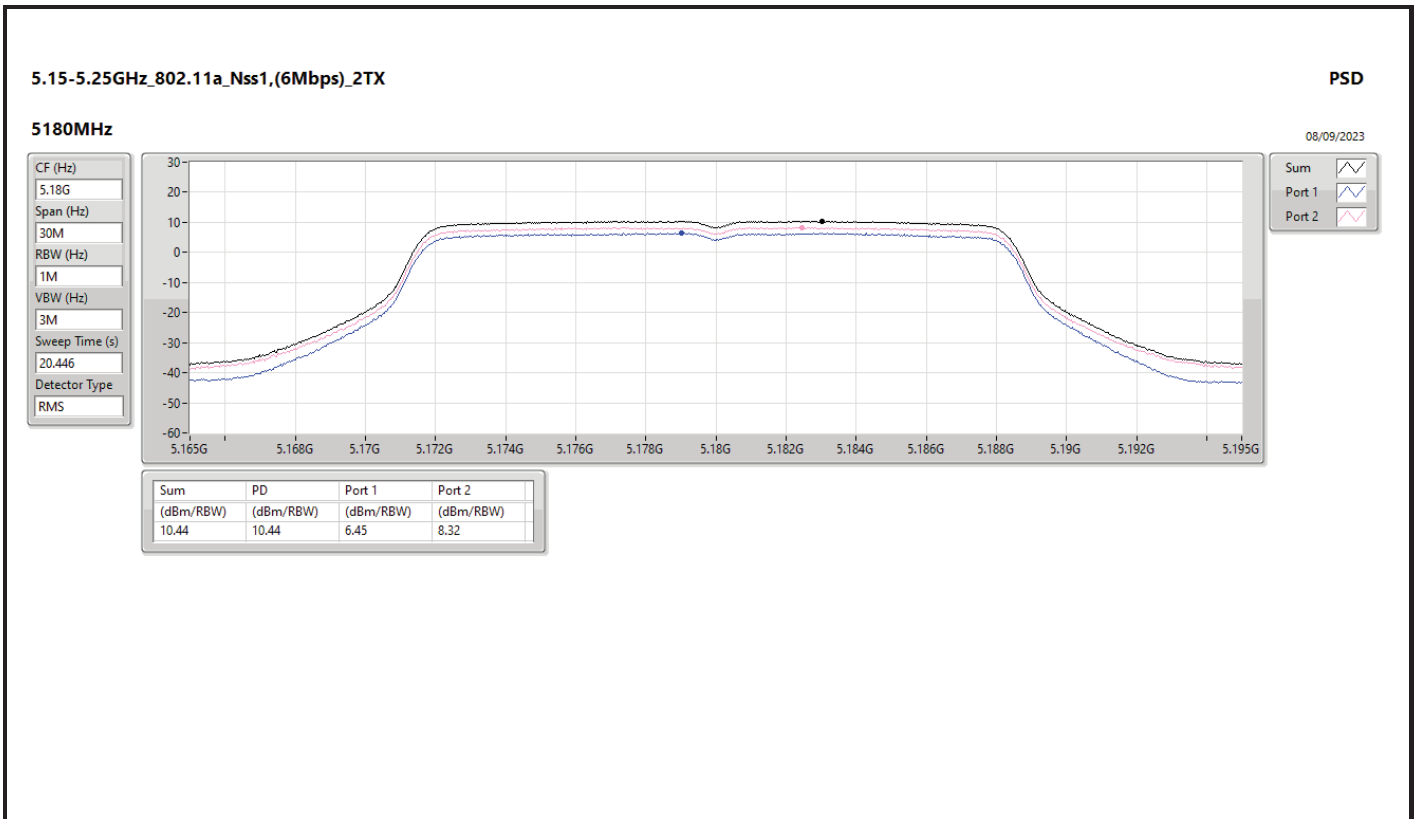
RBW = 500kHz for 5.725-5.85GHz band / 1MHz for other band;

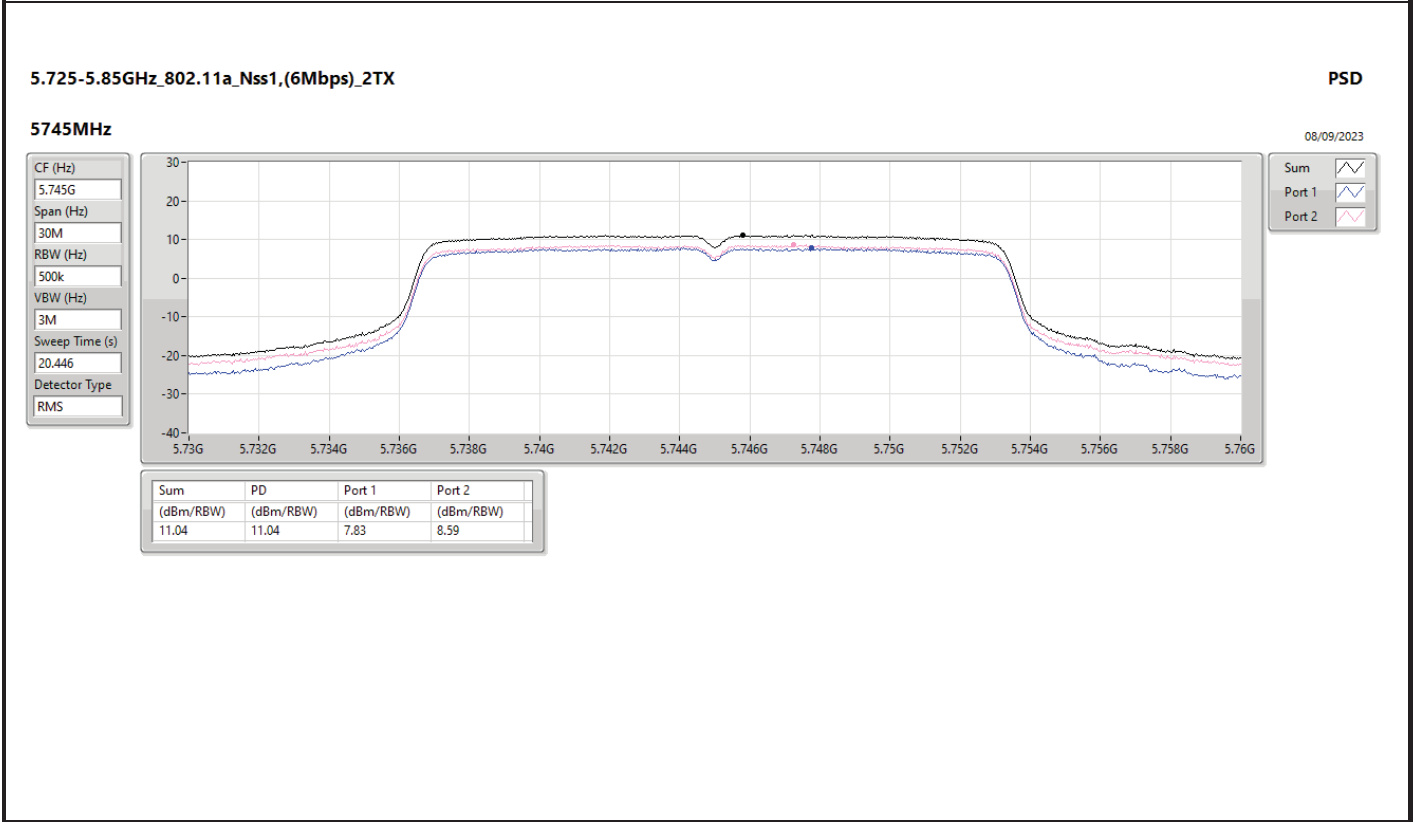
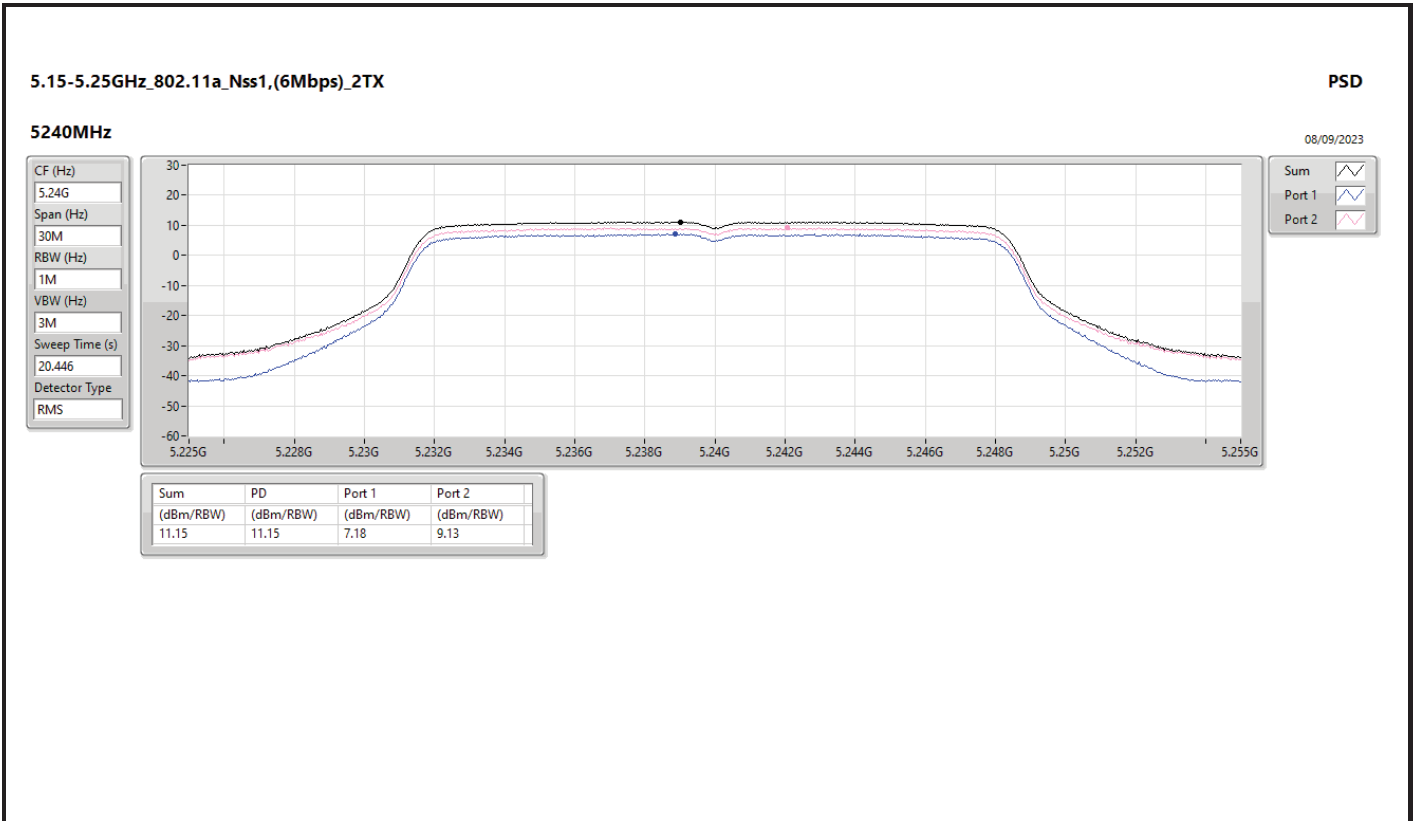


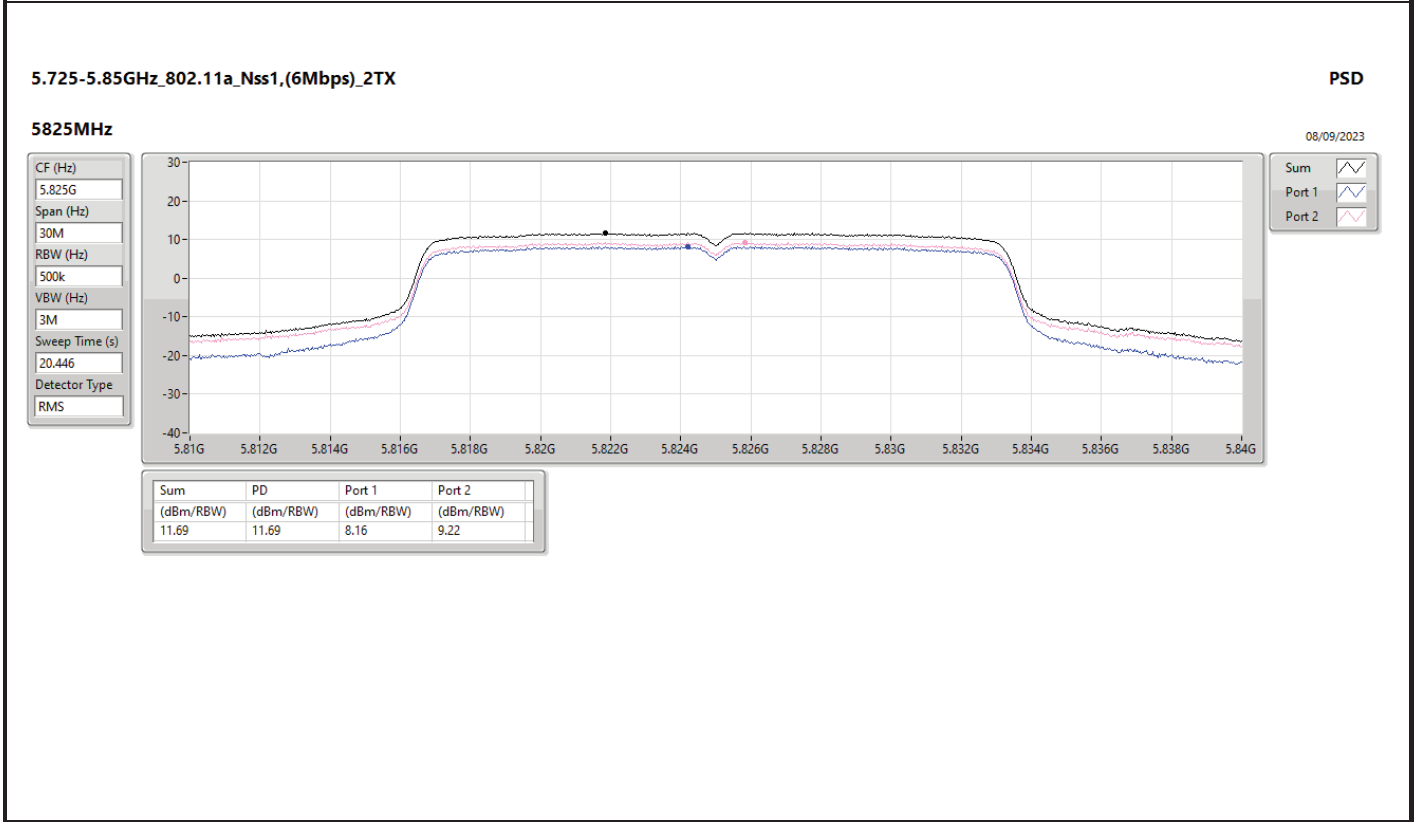
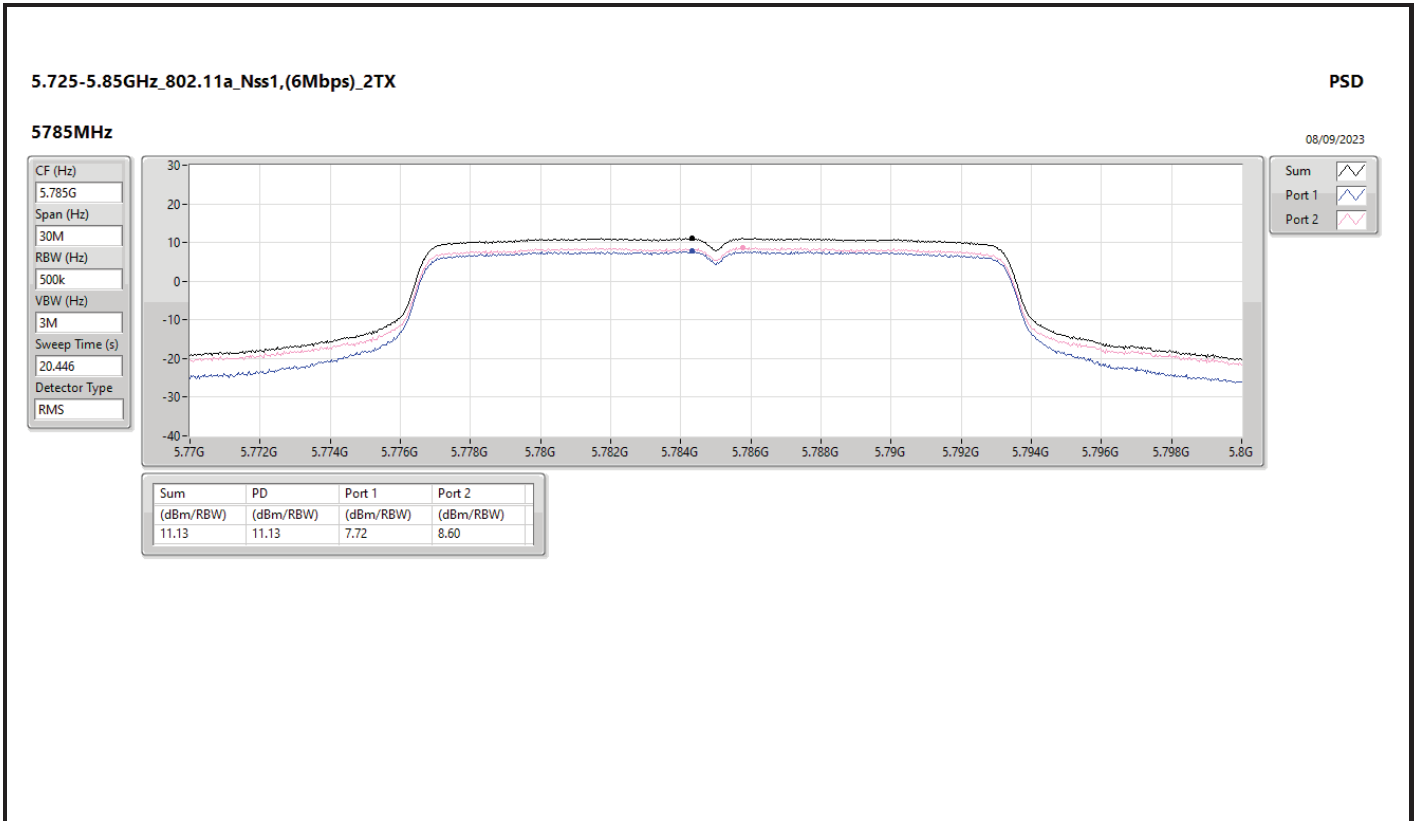
Result

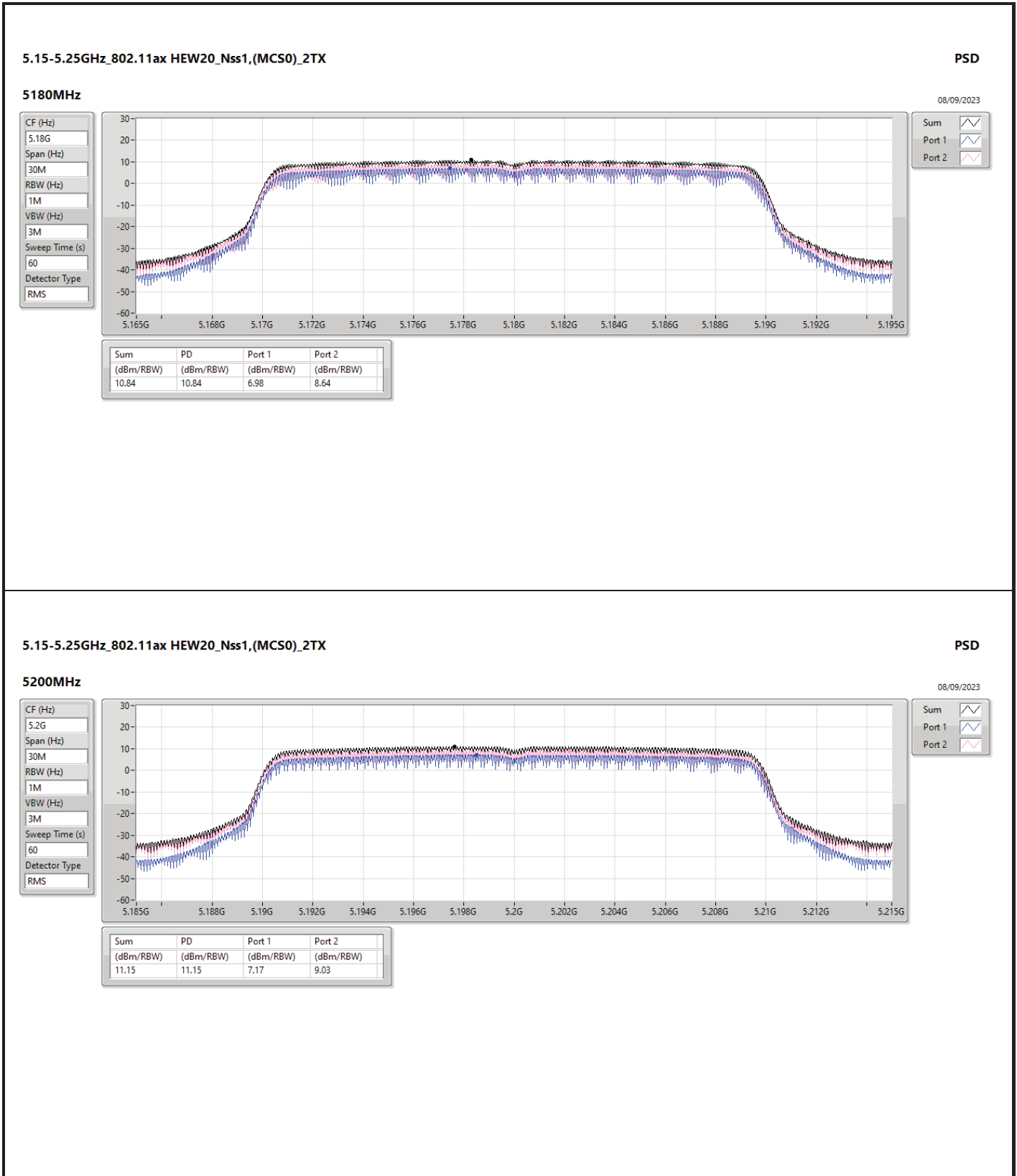
Mode	Result	DG (dBi)	Port 1 (dBm/RBW)	Port 2 (dBm/RBW)	PD (dBm/RBW)	PD Limit (dBm/RBW)	EIRP PD (dBm/RBW)	EIRP PD Limit (dBm/RBW)
802.11a_Nss1,(6Mbps)_2TX	-	-	-	-	-	-	-	-
5180MHz	Pass	11.41	6.45	8.32	10.44	11.59	21.85	23.00
5200MHz	Pass	11.41	7.77	9.15	11.41	11.59	22.82	23.00
5240MHz	Pass	11.41	7.18	9.13	11.15	11.59	22.56	23.00
5745MHz	Pass	11.41	7.83	8.59	11.04	24.59	22.45	36.00
5785MHz	Pass	11.41	7.72	8.60	11.13	24.59	22.54	36.00
5825MHz	Pass	11.41	8.16	9.22	11.69	24.59	23.10	36.00
802.11ax HEW20_Nss1,(MCS0)_2TX	-	-	-	-	-	-	-	-
5180MHz	Pass	11.41	6.98	8.64	10.84	11.59	22.25	23.00
5200MHz	Pass	11.41	7.17	9.03	11.15	11.59	22.56	23.00
5240MHz	Pass	11.41	7.21	9.05	11.19	11.59	22.60	23.00
5745MHz	Pass	11.41	8.19	8.91	11.46	24.59	22.87	36.00
5785MHz	Pass	11.41	8.06	8.92	11.48	24.59	22.89	36.00
5825MHz	Pass	11.41	8.50	9.41	11.97	24.59	23.38	36.00
802.11ax HEW40_Nss1,(MCS0)_2TX	-	-	-	-	-	-	-	-
5190MHz	Pass	11.41	2.44	2.61	5.52	11.59	16.93	23.00
5230MHz	Pass	11.41	6.88	7.57	10.20	11.59	21.61	23.00
5755MHz	Pass	11.41	5.84	6.78	9.26	24.59	20.67	36.00
5795MHz	Pass	11.41	5.73	7.08	9.44	24.59	20.85	36.00
802.11ax HEW80_Nss1,(MCS0)_2TX	-	-	-	-	-	-	-	-
5210MHz	Pass	11.41	-1.67	-1.56	1.37	11.59	12.78	23.00
5775MHz	Pass	11.41	-0.14	0.60	3.15	24.59	14.56	36.00

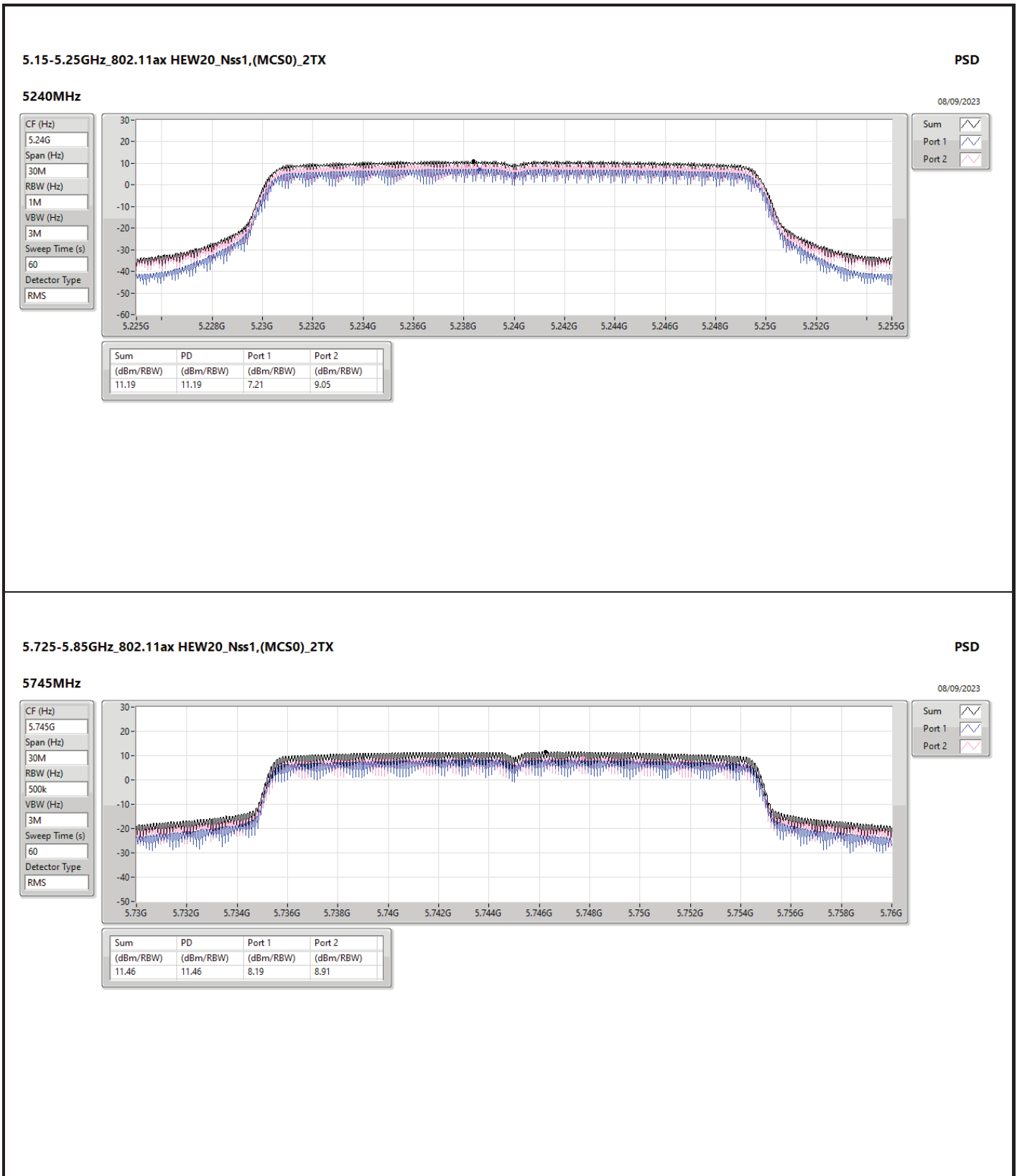
DG = Directional Gain; RBW = 500kHz for 5.725-5.85GHz band / 1MHz for other band;
 PD = trace bin-by-bin of each transmits port summing can be performed maximum power density; Port X = Port X Power Density;

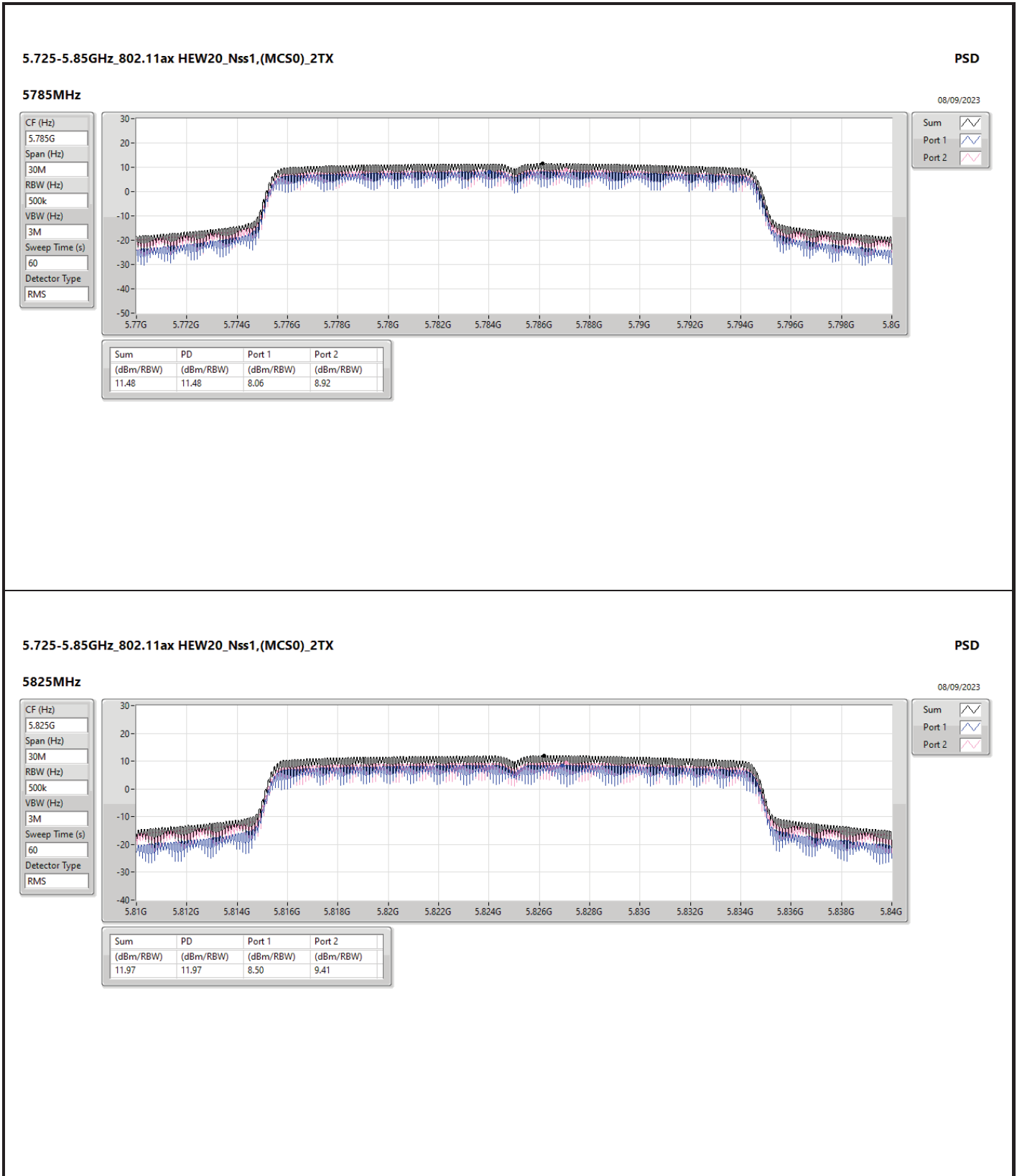


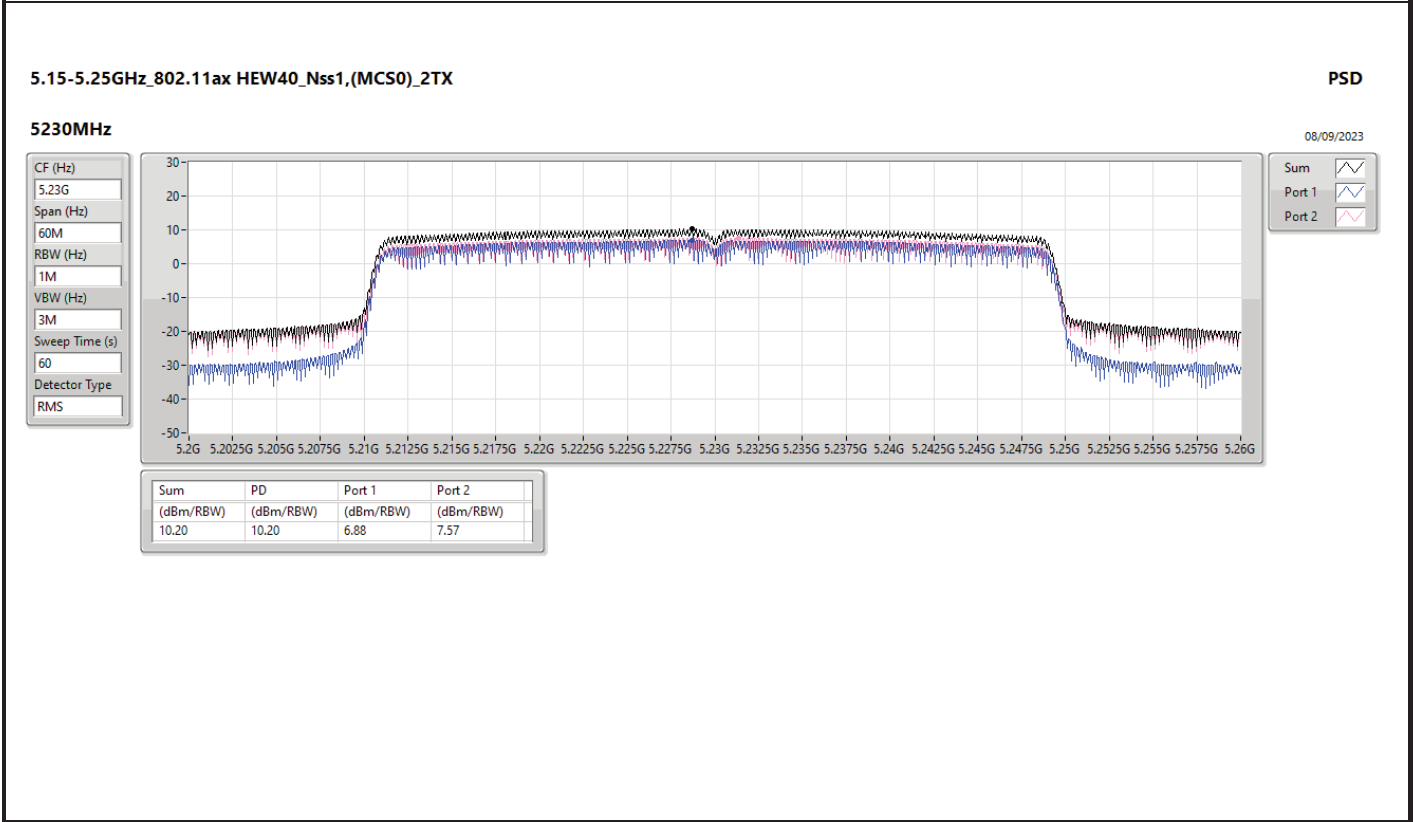
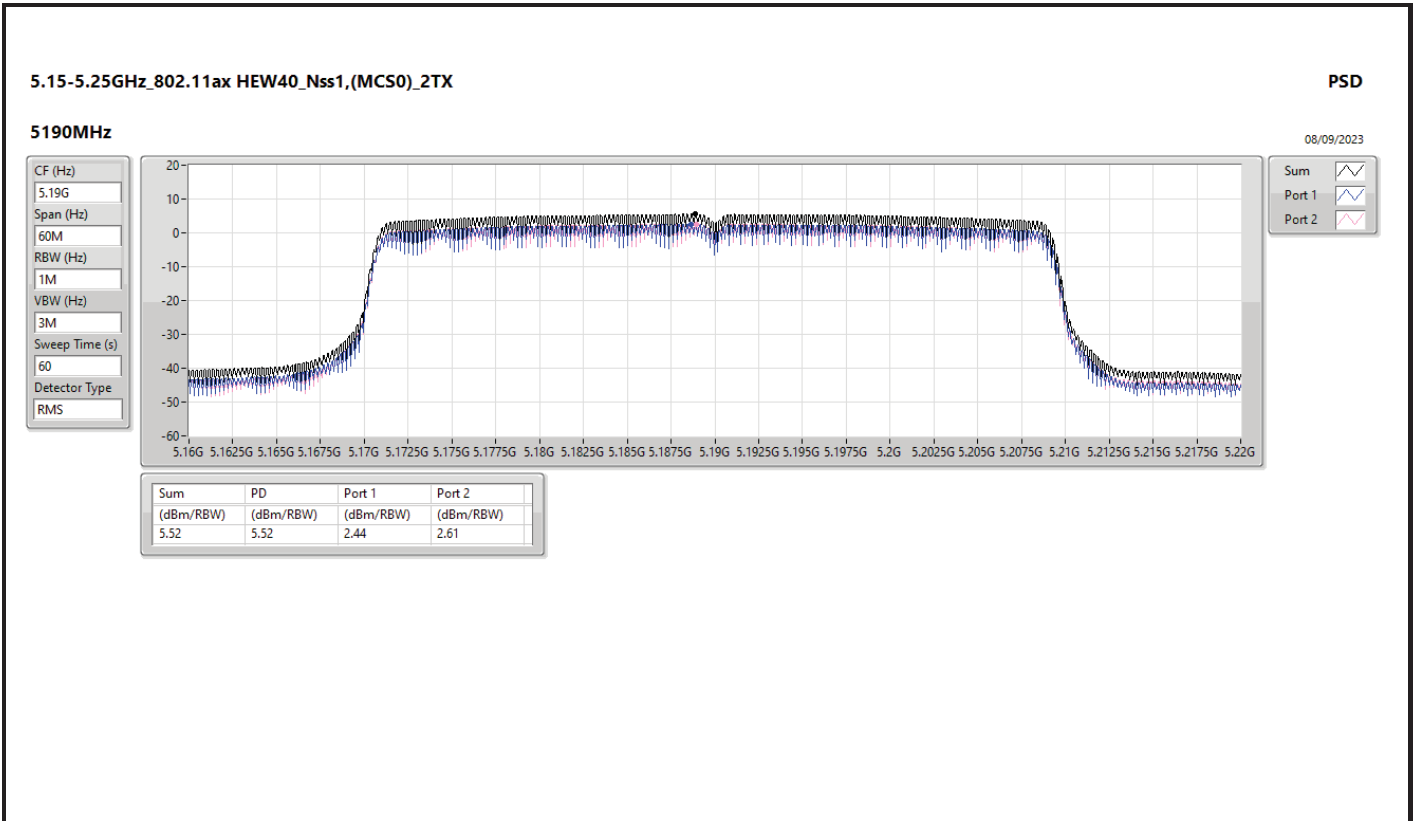


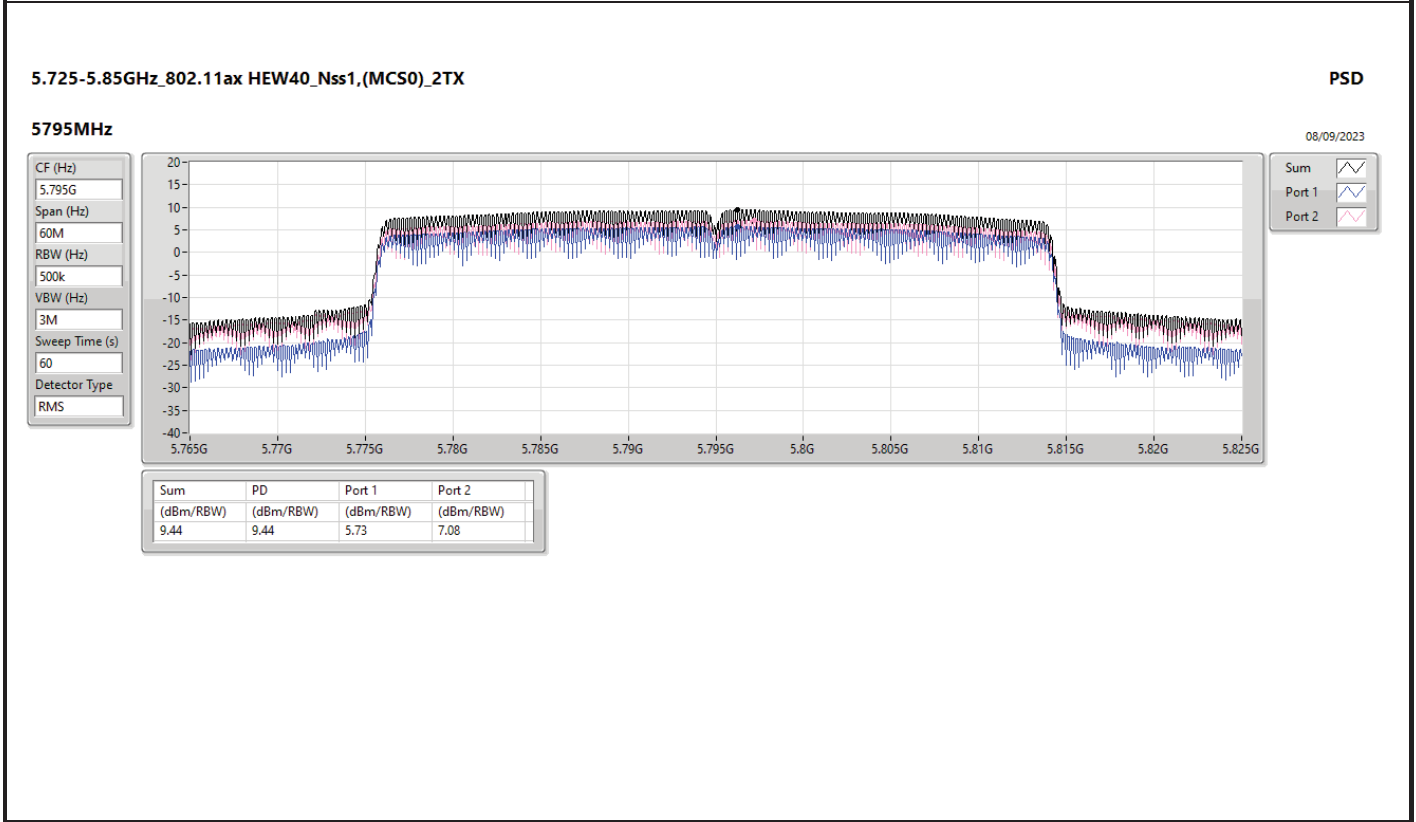
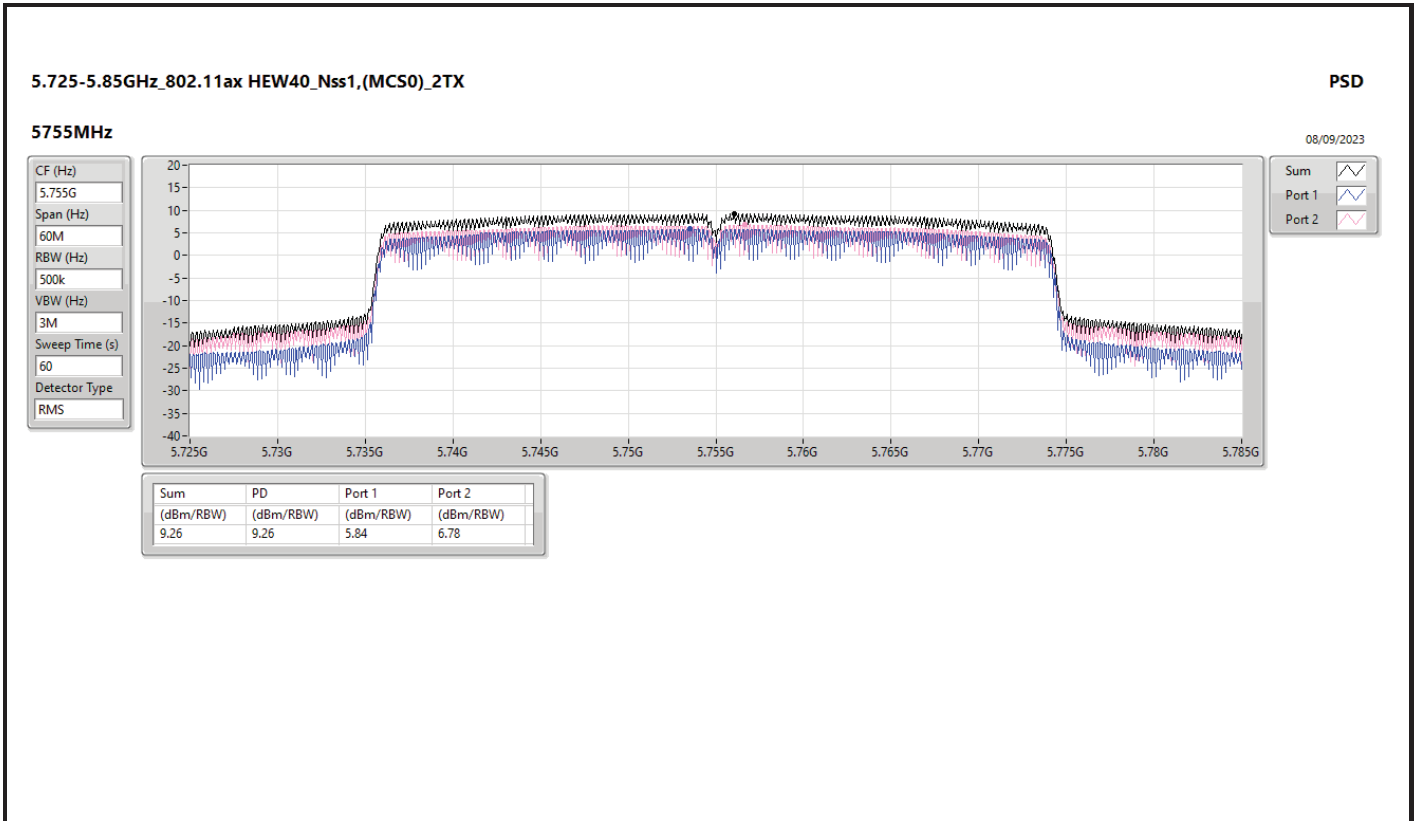


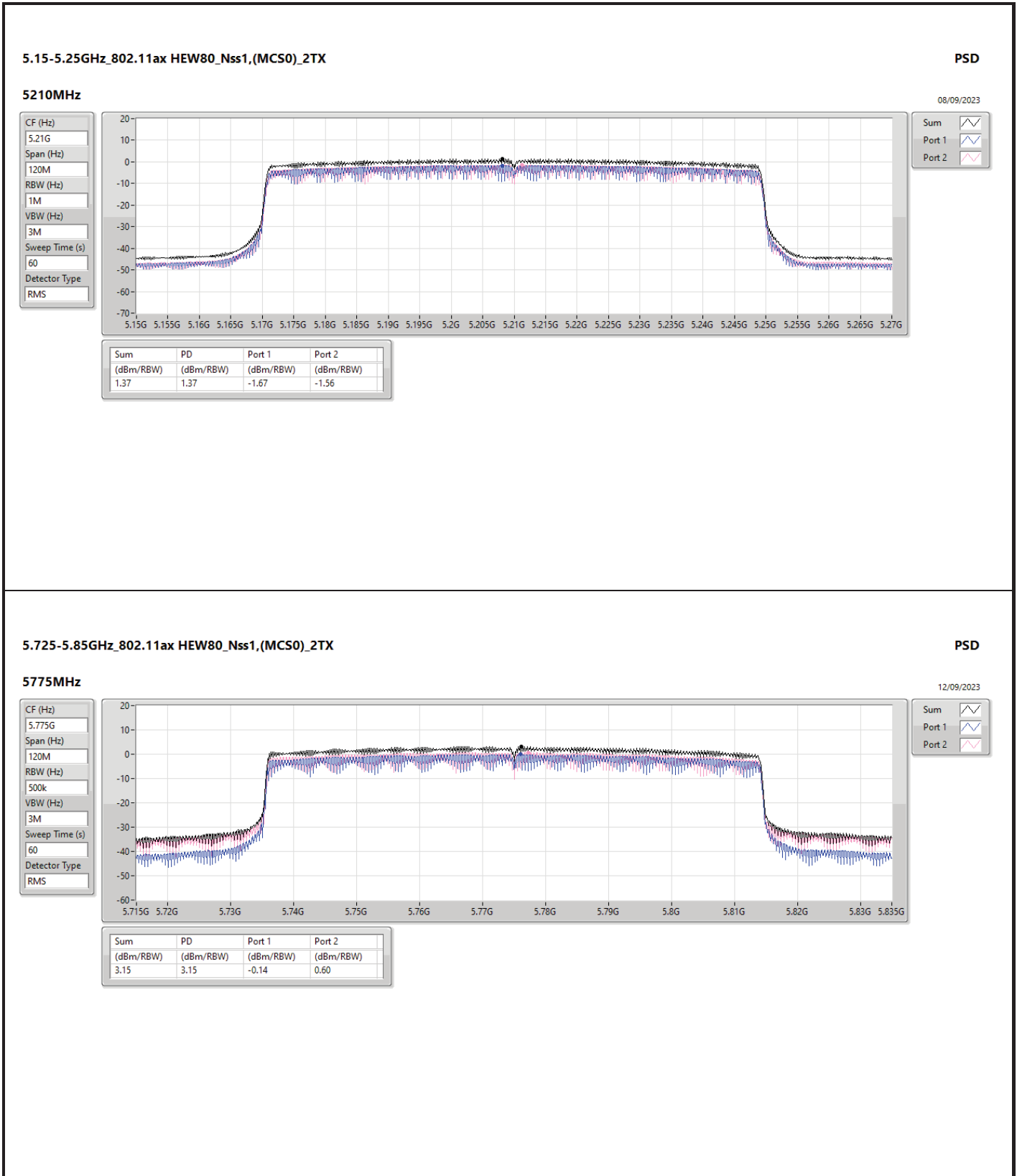














Summary

Mode	PD (dBm/RBW)	EIRP PD (dBm/RBW)
5.15-5.25GHz	-	-
802.11a_Nss1,(6Mbps)_2TX	11.49	22.80
802.11ax HEW20_Nss1,(MCS0)_2TX	11.53	22.84
802.11ax HEW40_Nss1,(MCS0)_2TX	11.29	22.60
802.11ax HEW80_Nss1,(MCS0)_2TX	3.79	15.10
5.725-5.85GHz	-	-
802.11a_Nss1,(6Mbps)_2TX	11.05	22.46
802.11ax HEW20_Nss1,(MCS0)_2TX	11.07	22.48
802.11ax HEW40_Nss1,(MCS0)_2TX	6.55	17.96
802.11ax HEW80_Nss1,(MCS0)_2TX	-0.18	11.23

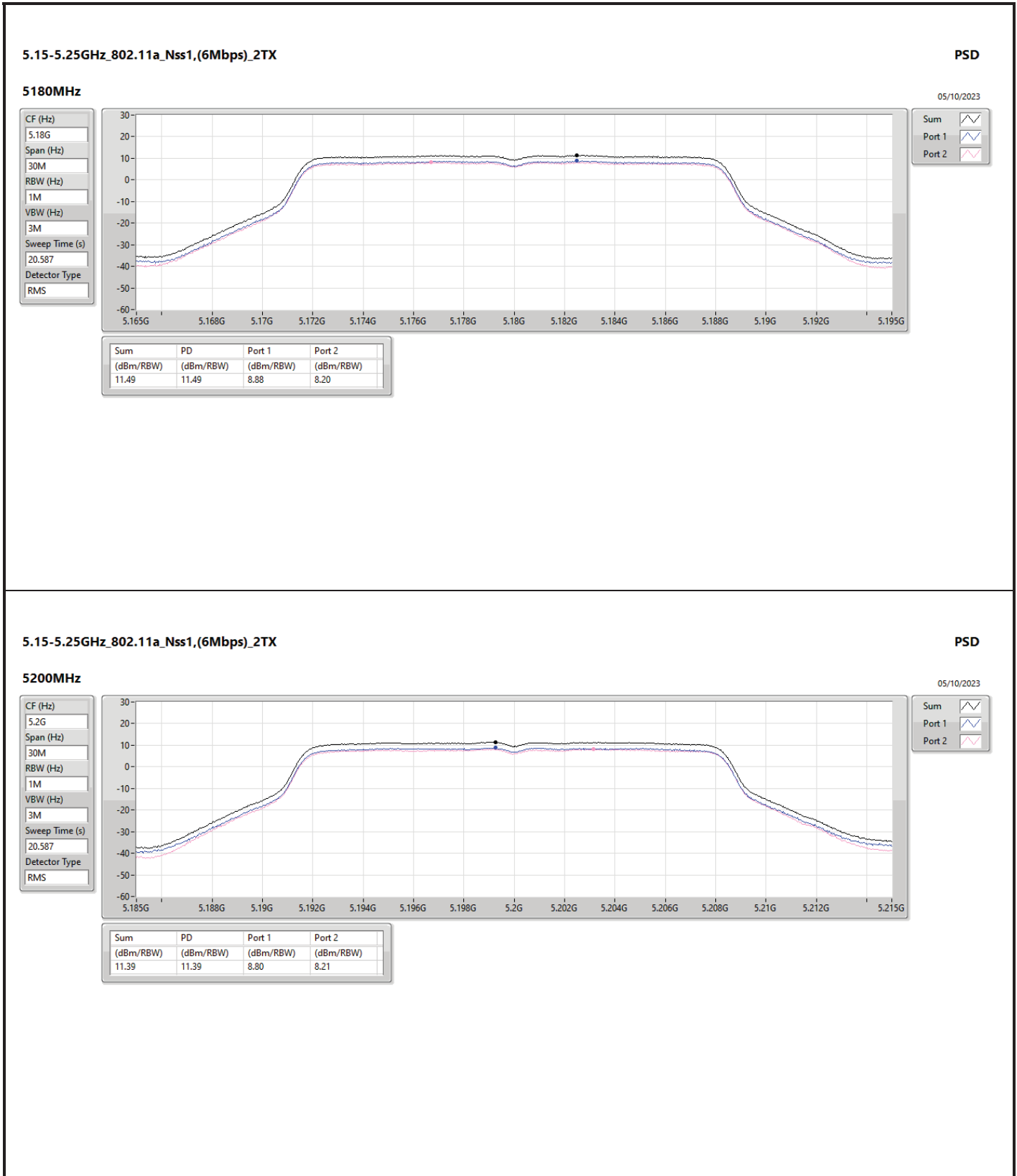
RBW = 500kHz for 5.725-5.85GHz band / 1MHz for other band;

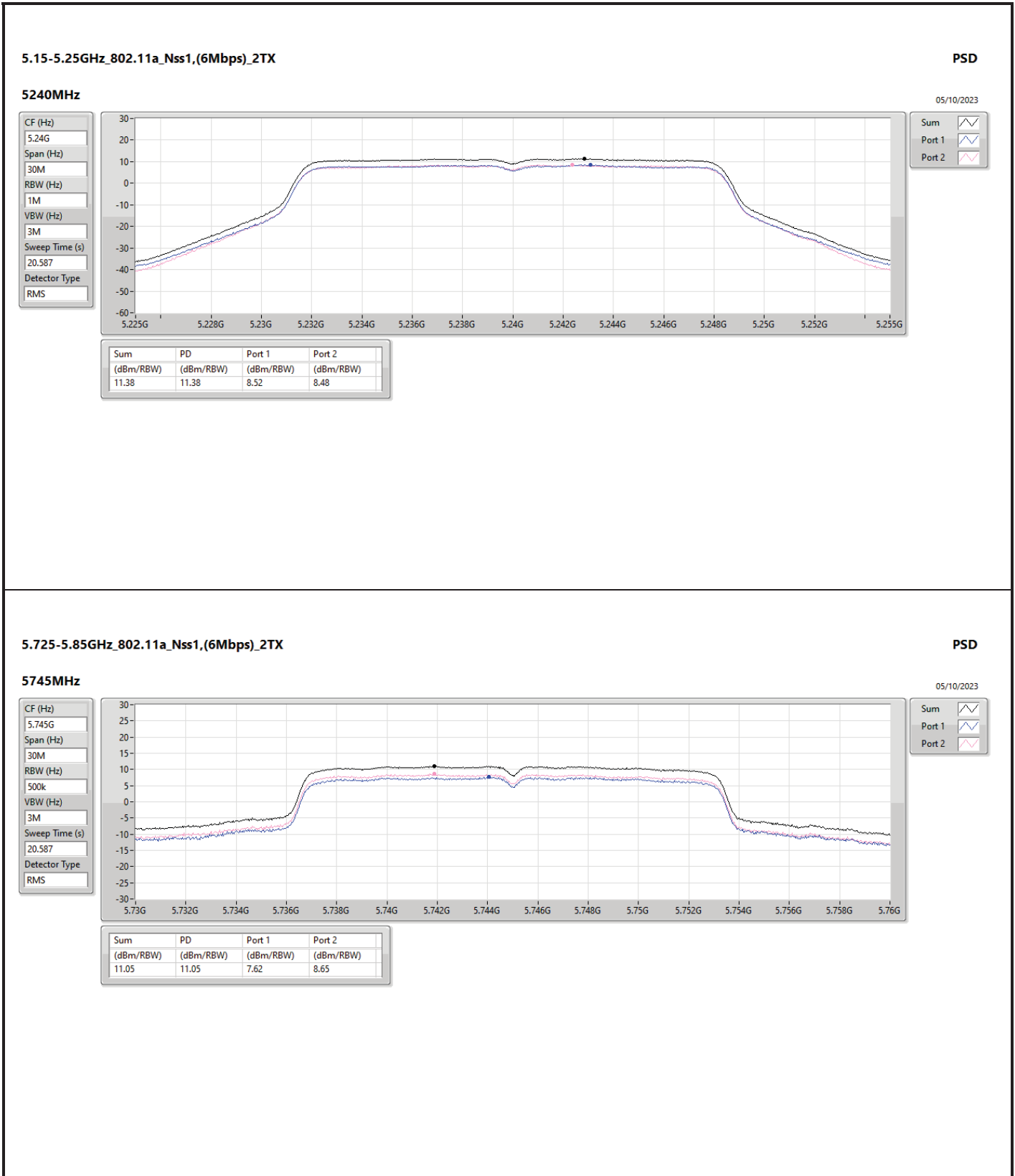


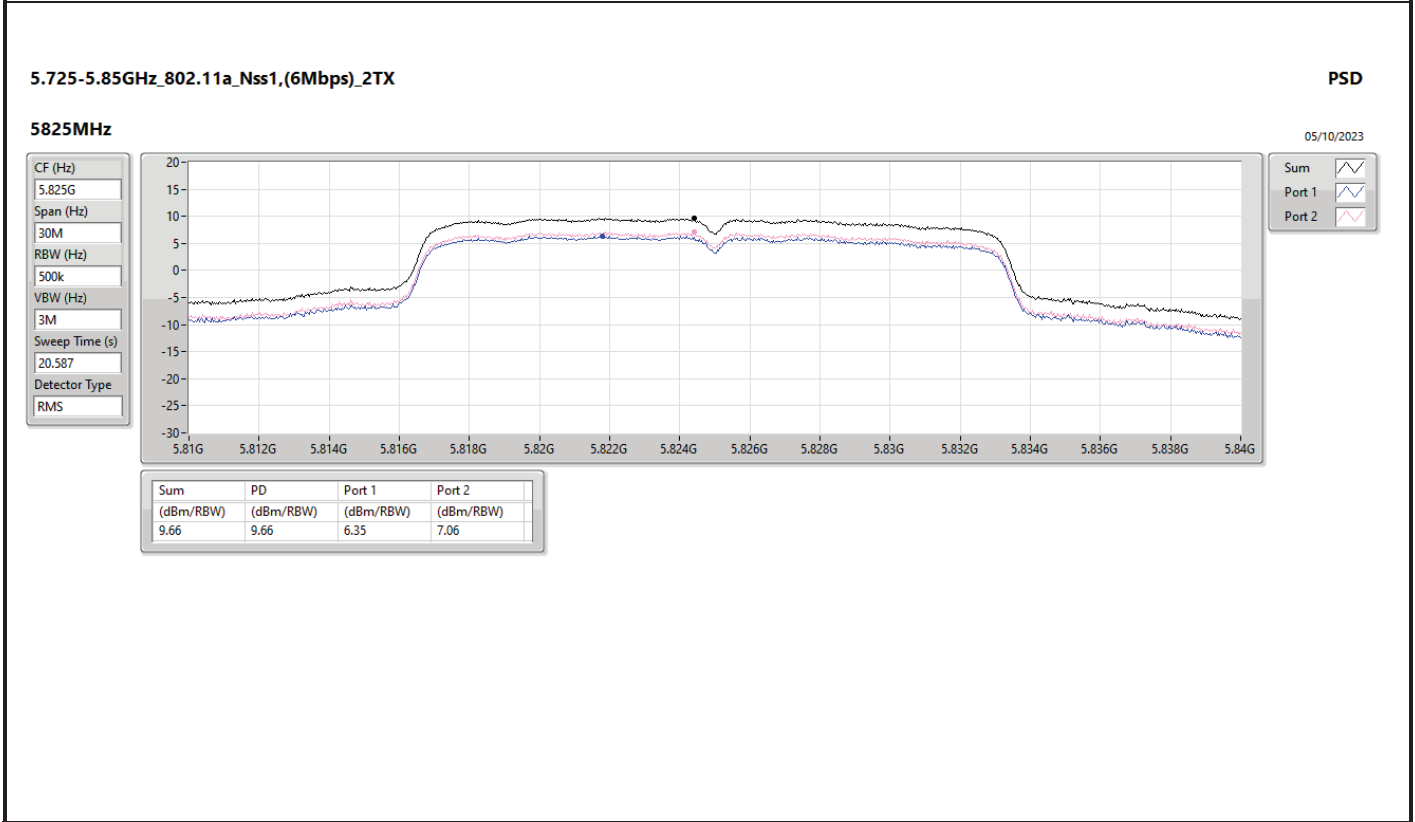
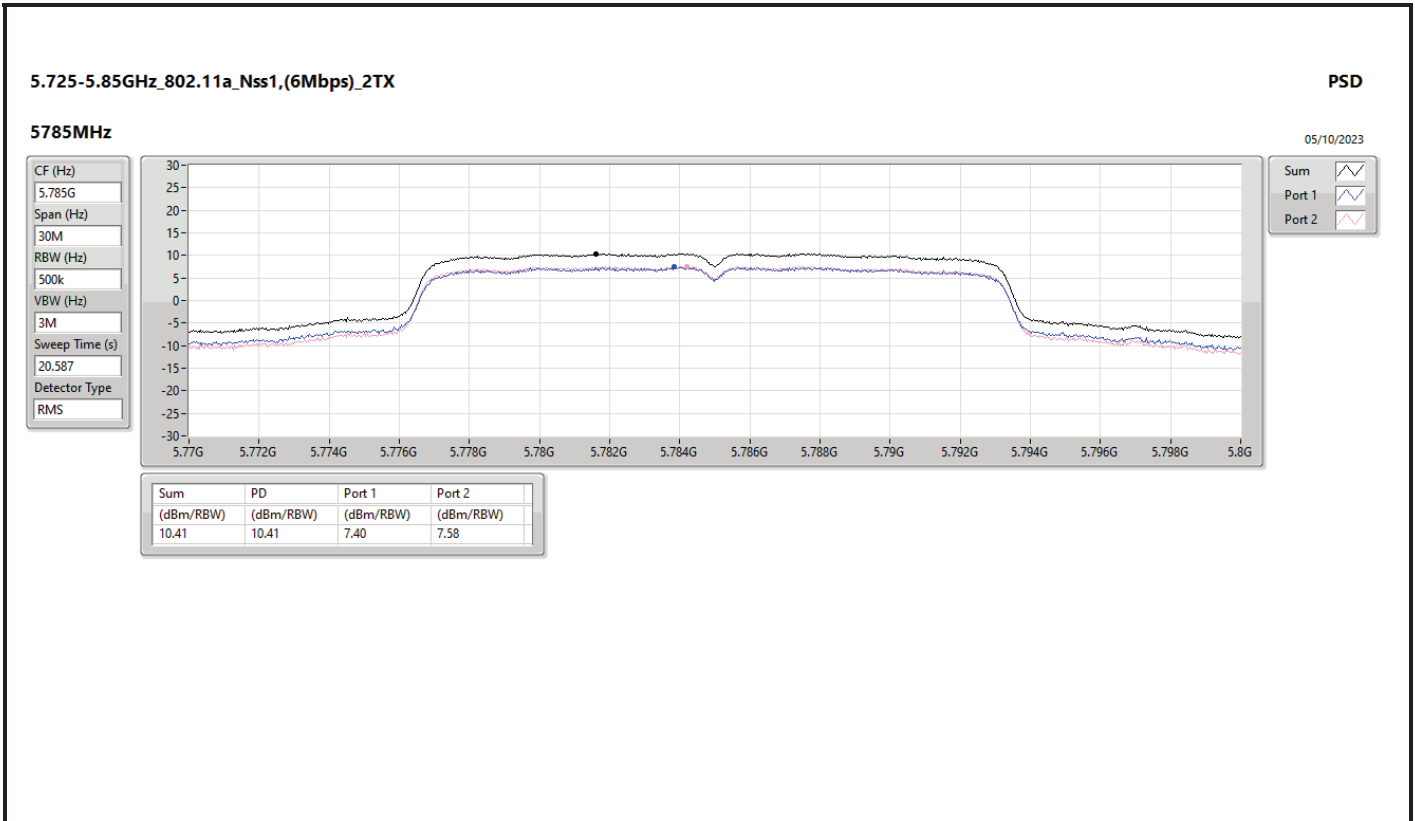
Result

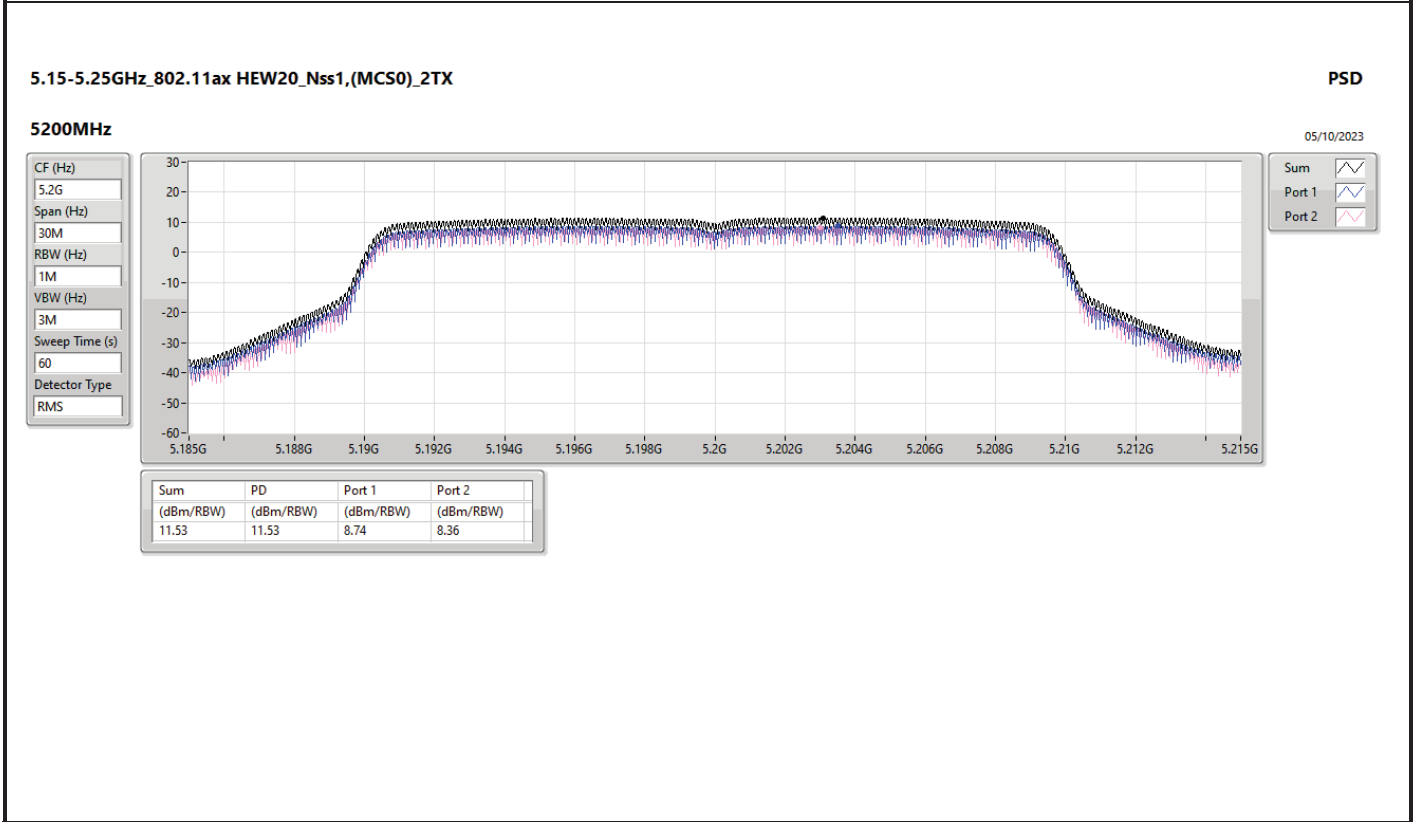
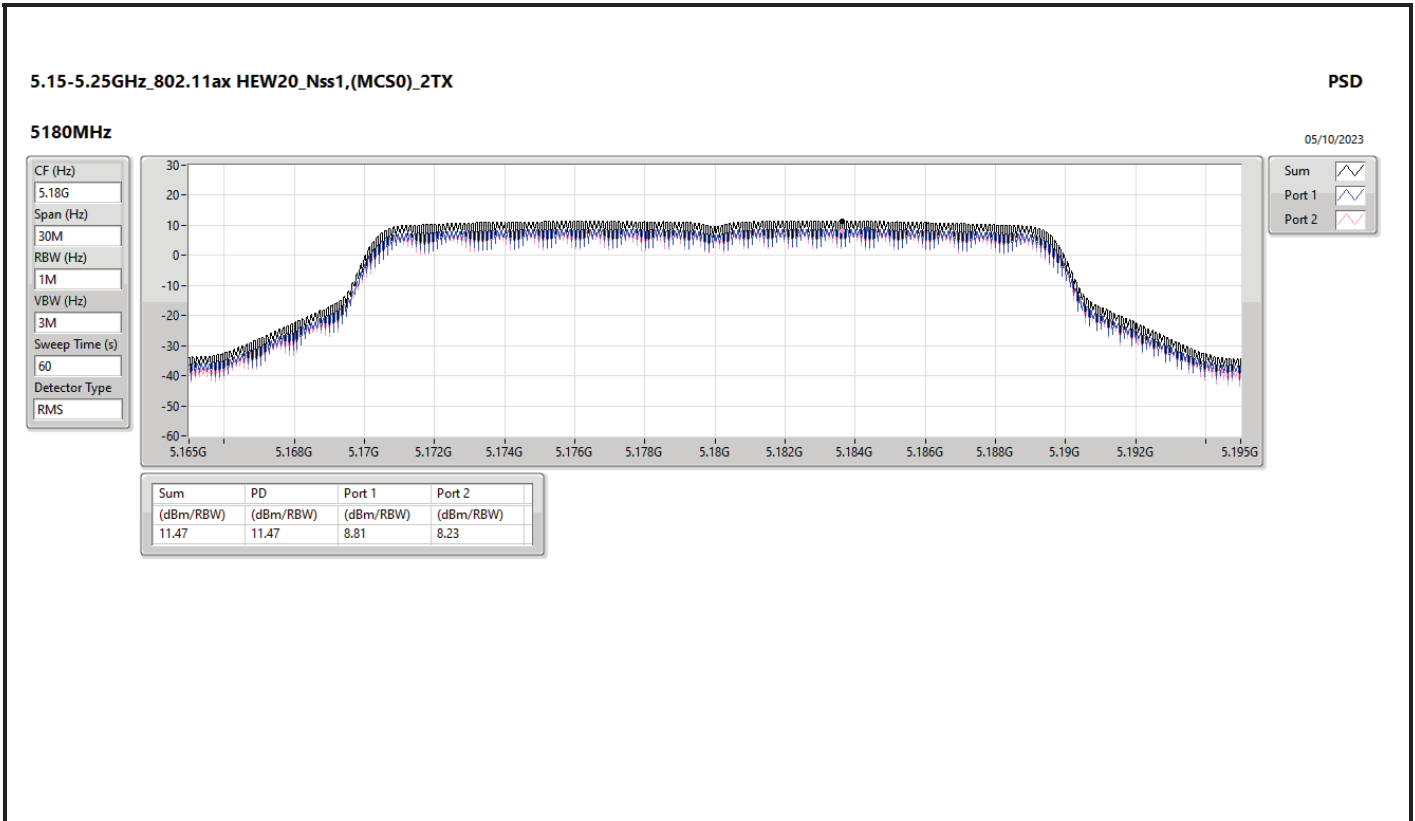
Mode	Result	DG (dBi)	Port 1 (dBm/RBW)	Port 2 (dBm/RBW)	PD (dBm/RBW)	PD Limit (dBm/RBW)	EIRP PD (dBm/RBW)	EIRP PD Limit (dBm/RBW)
802.11a_Nss1,(6Mbps)_2TX	-	-	-	-	-	-	-	-
5180MHz	Pass	11.31	8.88	8.20	11.49	11.69	22.80	23.00
5200MHz	Pass	11.31	8.80	8.21	11.39	11.69	22.70	23.00
5240MHz	Pass	11.31	8.52	8.48	11.38	11.69	22.69	23.00
5745MHz	Pass	11.41	7.62	8.65	11.05	24.59	22.46	36.00
5785MHz	Pass	11.41	7.40	7.58	10.41	24.59	21.82	36.00
5825MHz	Pass	11.41	6.35	7.06	9.66	24.59	21.07	36.00
802.11ax HEW20_Nss1,(MCS0)_2TX	-	-	-	-	-	-	-	-
5180MHz	Pass	11.31	8.81	8.23	11.47	11.69	22.78	23.00
5200MHz	Pass	11.31	8.74	8.36	11.53	11.69	22.84	23.00
5240MHz	Pass	11.31	8.69	8.65	11.50	11.69	22.81	23.00
5745MHz	Pass	11.41	7.72	8.54	11.07	24.59	22.48	36.00
5785MHz	Pass	11.41	7.25	7.46	10.29	24.59	21.70	36.00
5825MHz	Pass	11.41	6.99	7.94	10.36	24.59	21.77	36.00
802.11ax HEW40_Nss1,(MCS0)_2TX	-	-	-	-	-	-	-	-
5190MHz	Pass	11.31	2.86	3.04	5.90	11.69	17.21	23.00
5230MHz	Pass	11.31	8.46	8.31	11.29	11.69	22.60	23.00
5755MHz	Pass	11.41	2.49	3.49	5.95	24.59	17.36	36.00
5795MHz	Pass	11.41	2.91	4.13	6.55	24.59	17.96	36.00
802.11ax HEW80_Nss1,(MCS0)_2TX	-	-	-	-	-	-	-	-
5210MHz	Pass	11.31	0.96	0.75	3.79	11.69	15.10	23.00
5775MHz	Pass	11.41	-3.19	-3.03	-0.18	24.59	11.23	36.00

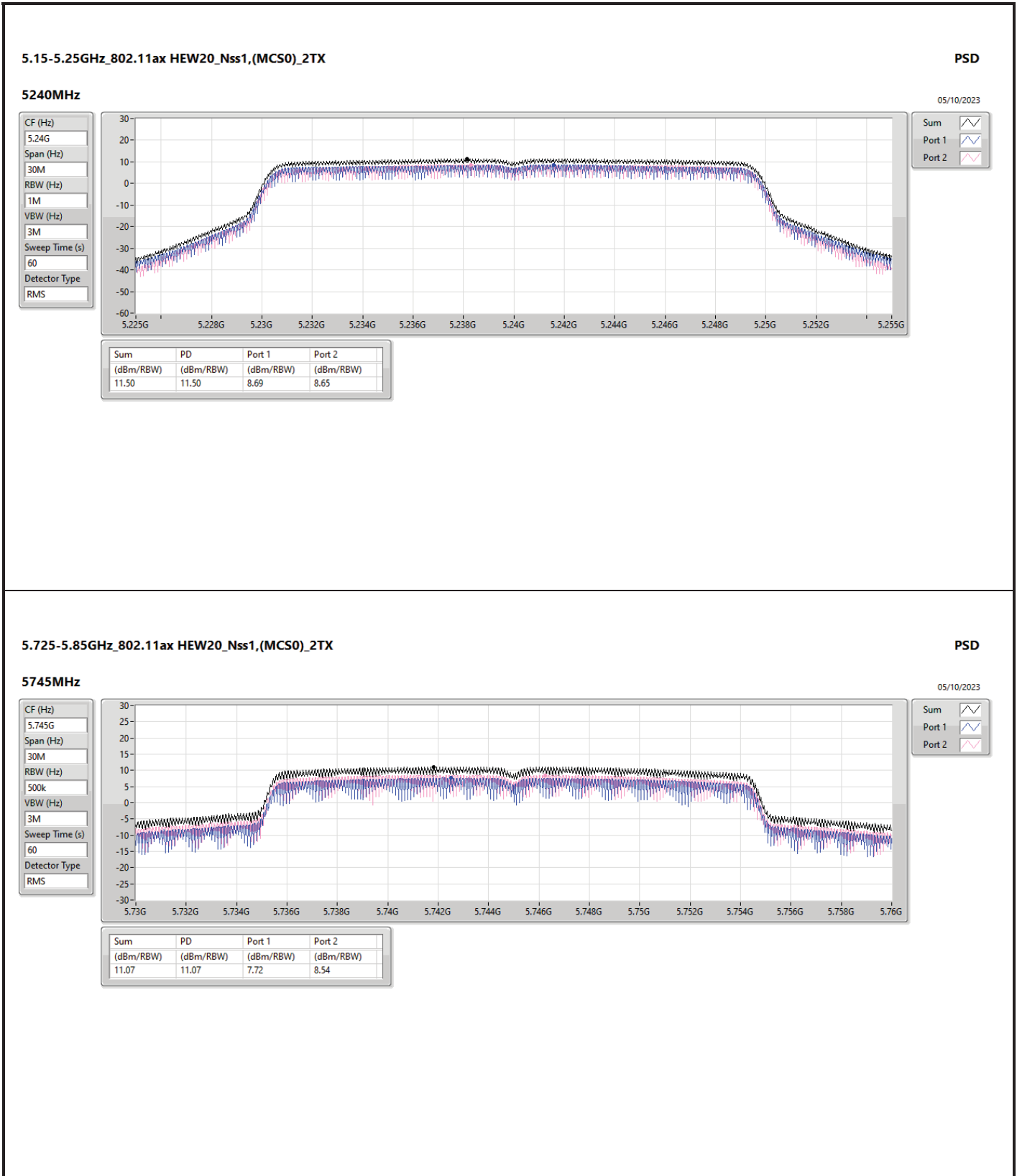
DG = Directional Gain; RBW = 500kHz for 5.725-5.85GHz band / 1MHz for other band;
PD = trace bin-by-bin of each transmits port summing can be performed maximum power density; Port X = Port X Power Density;

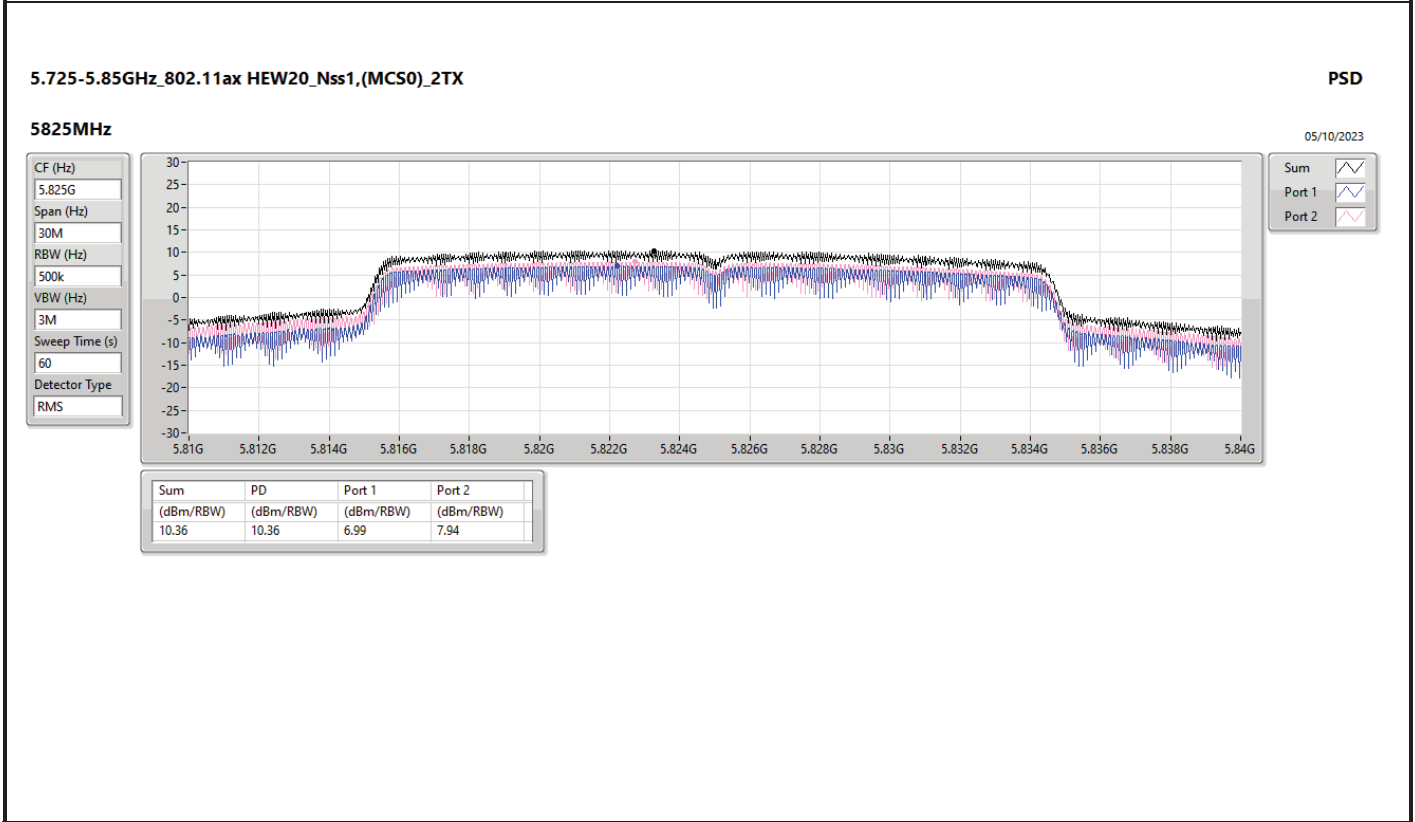
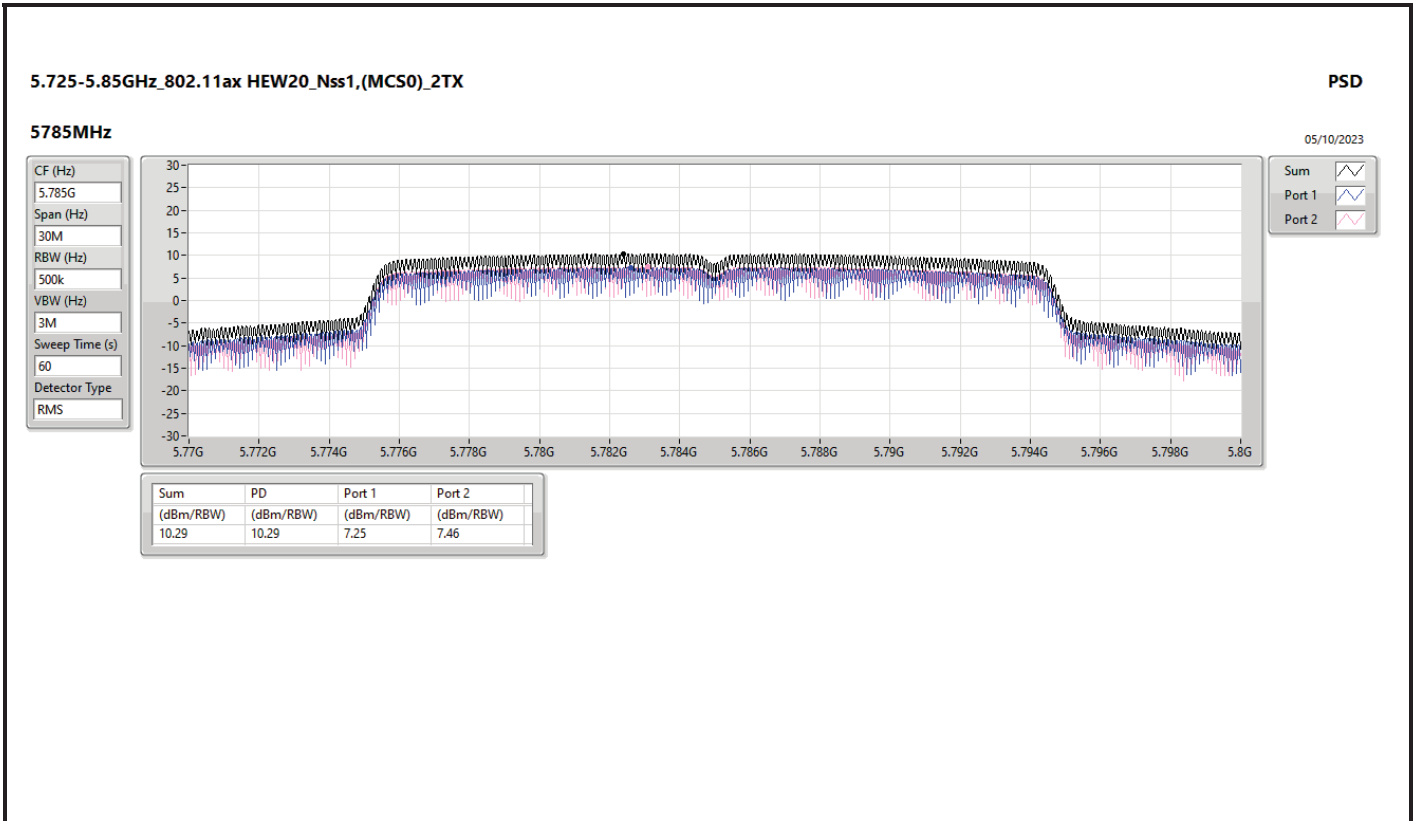


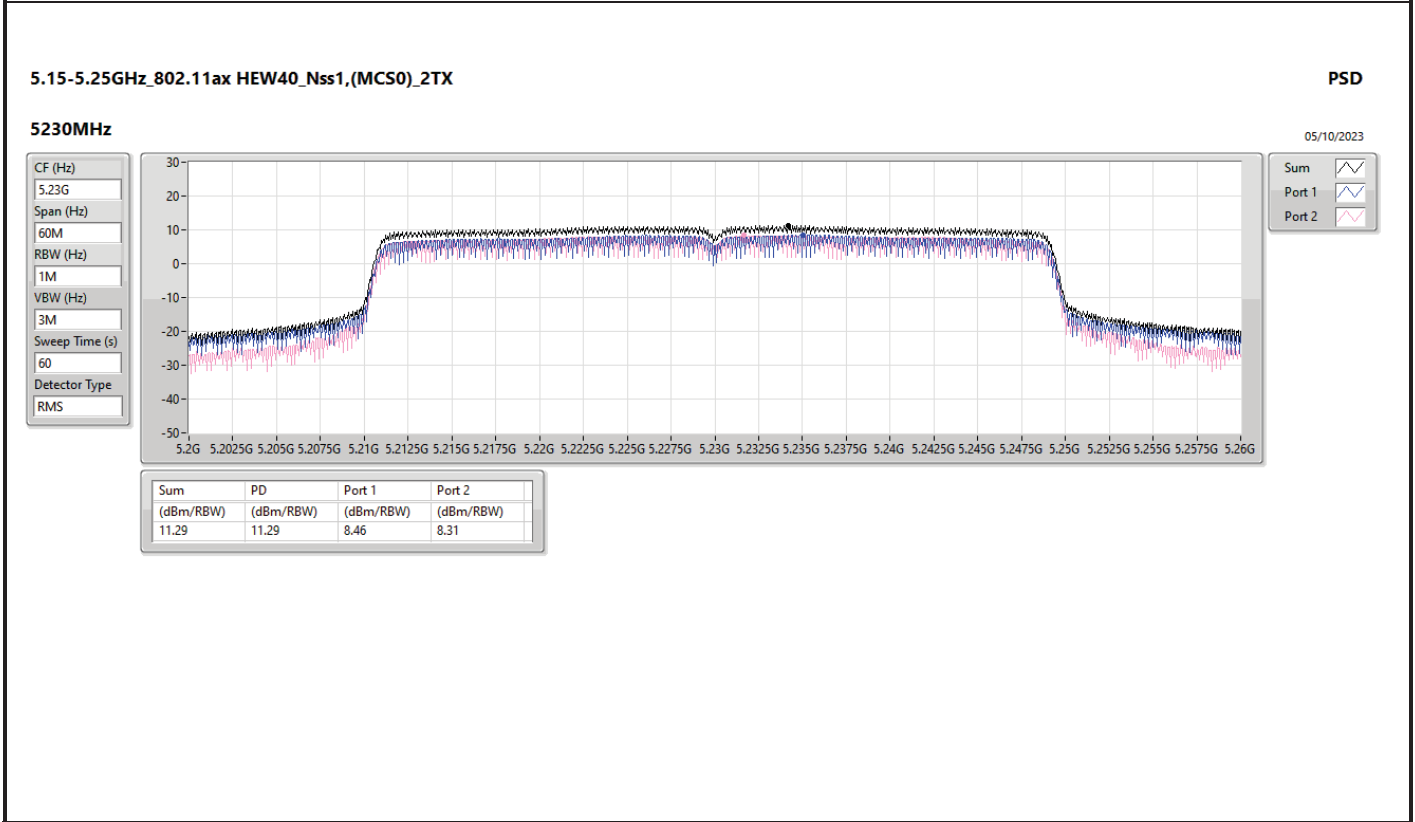
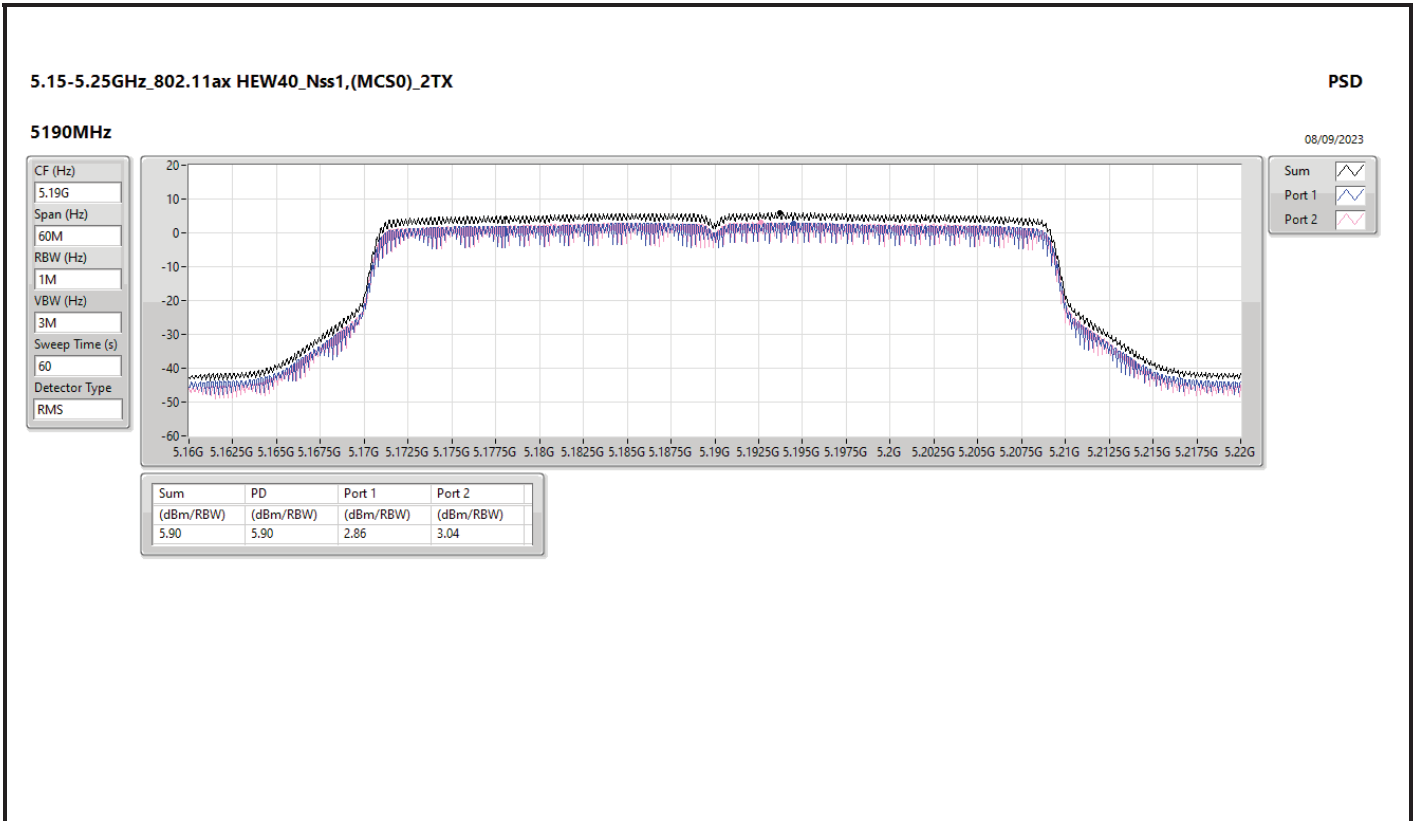


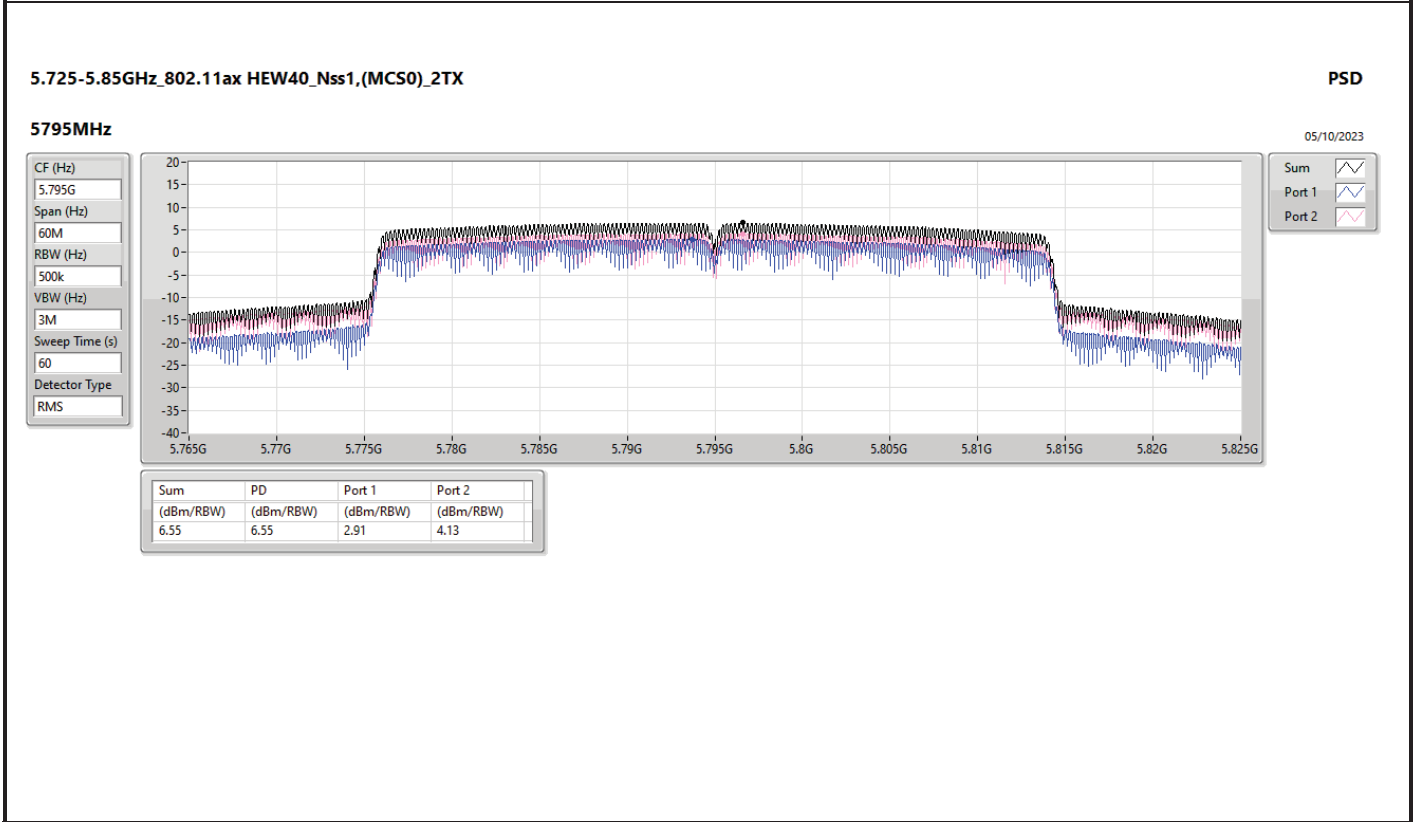
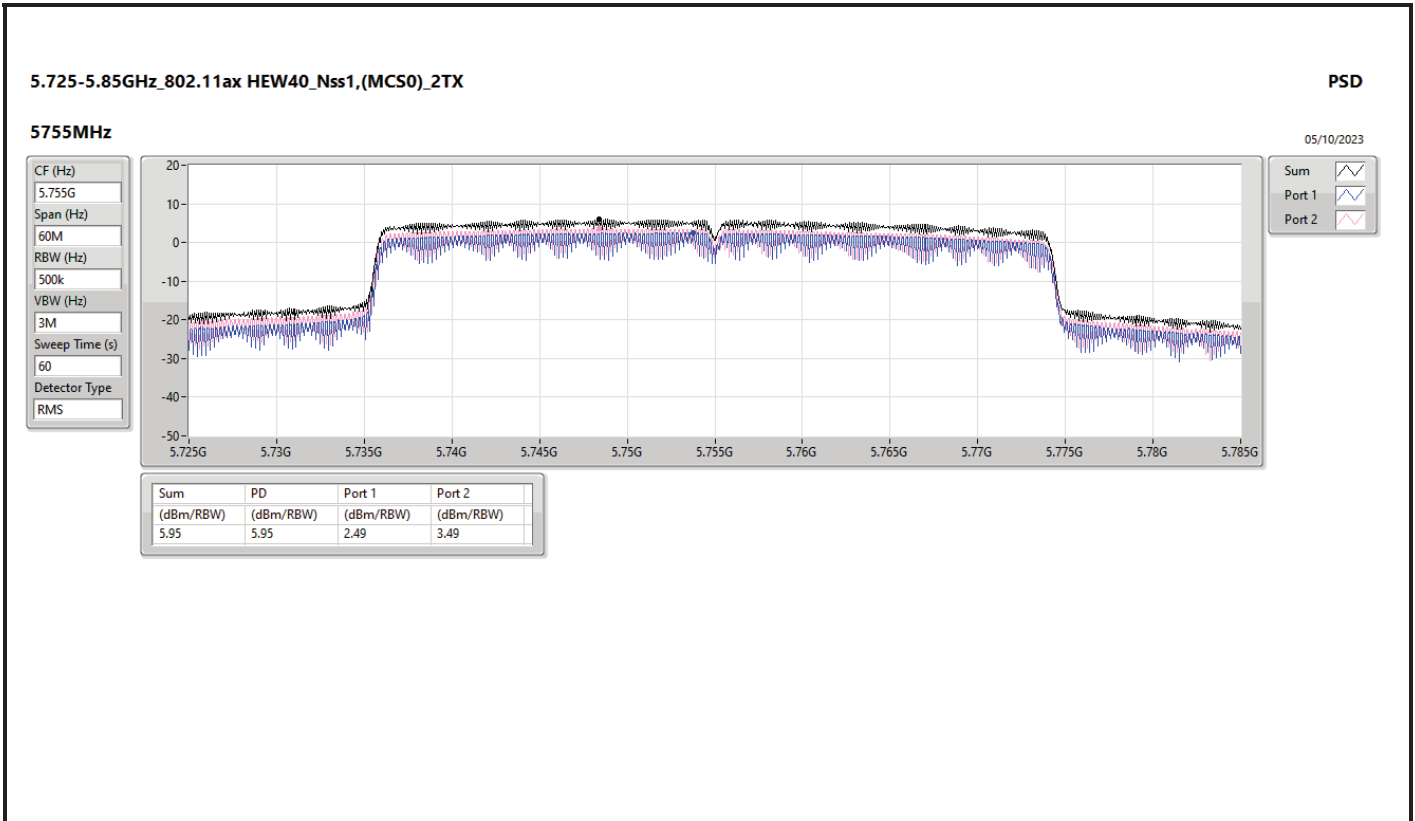


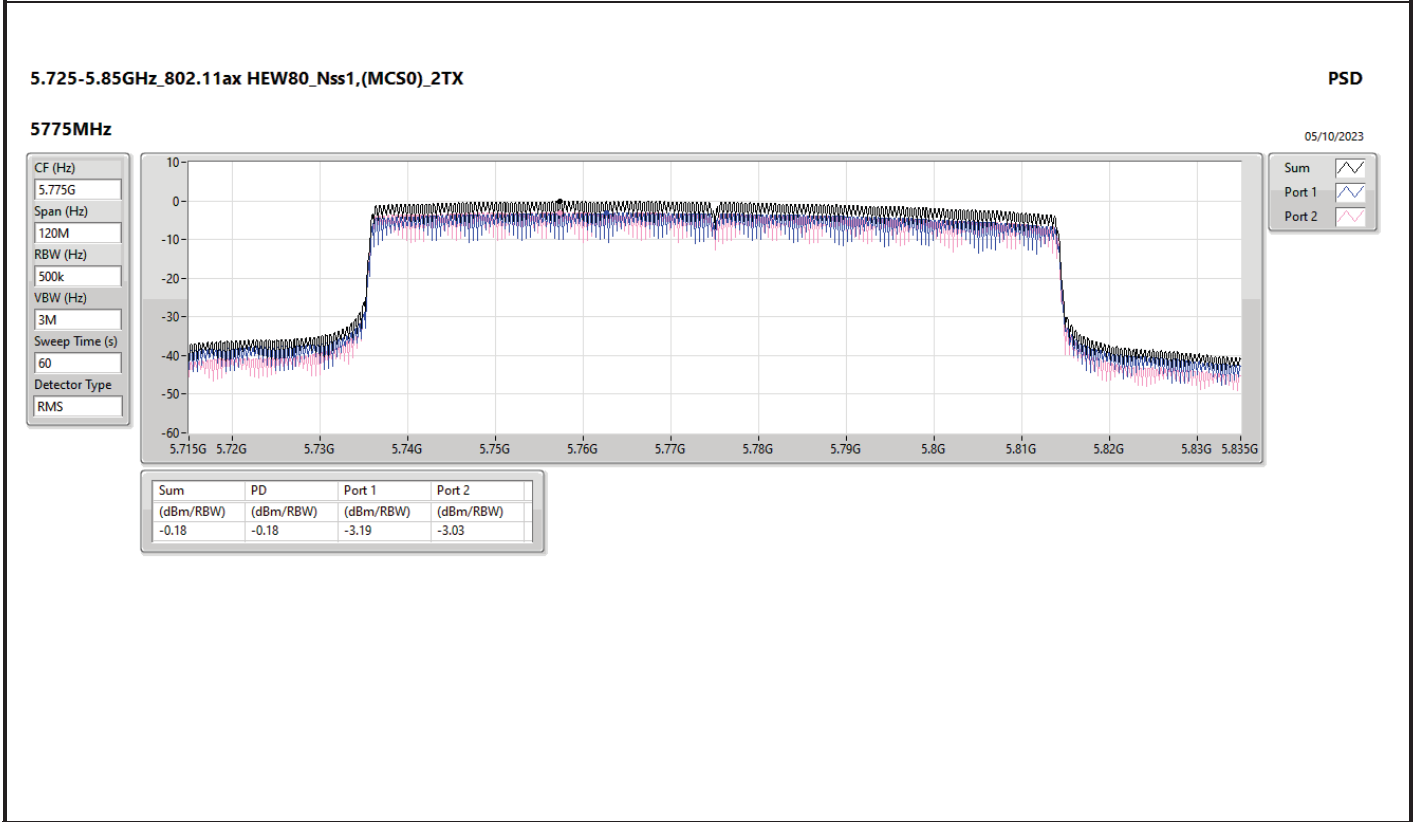
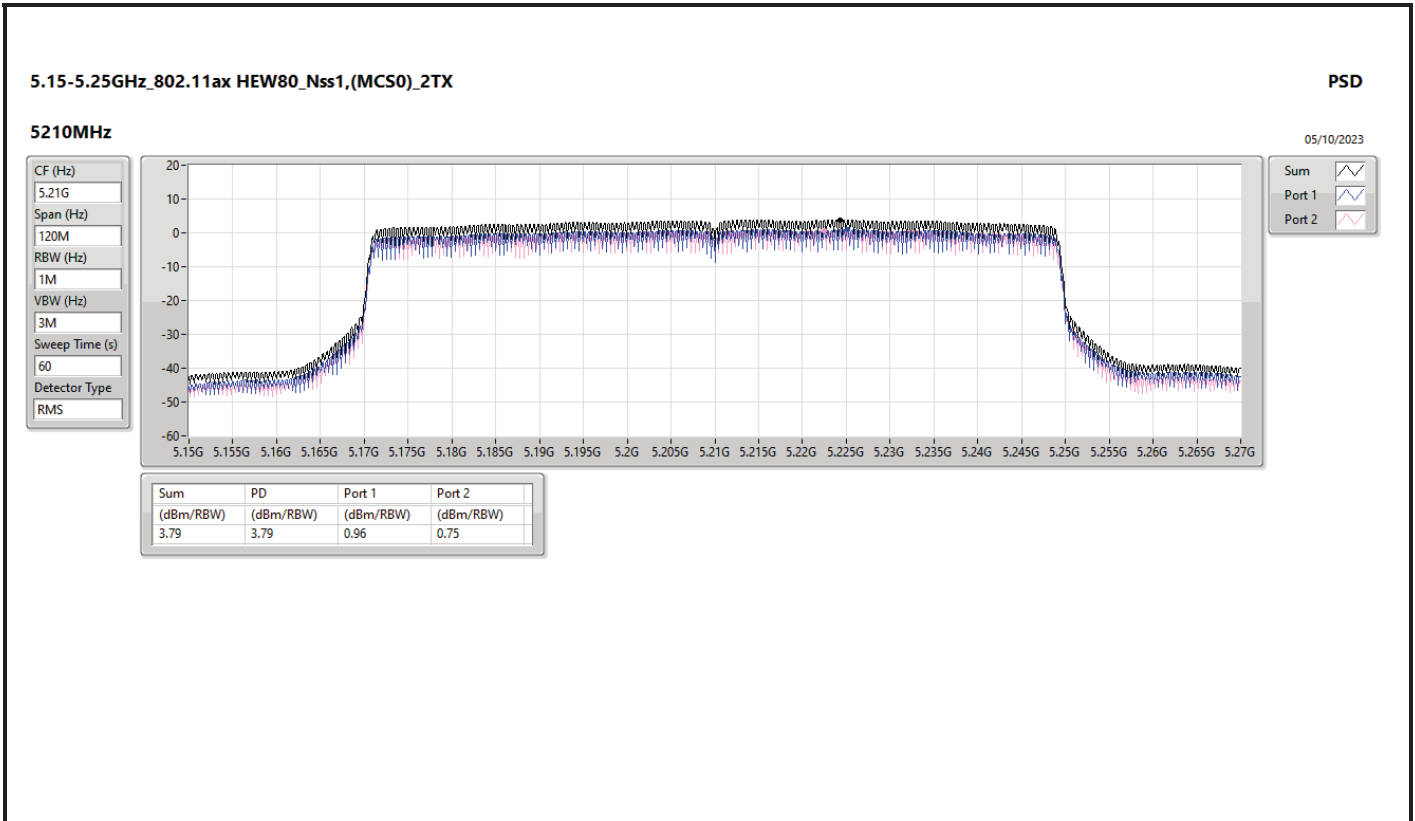














Summary

Mode	Result	Type	Freq (Hz)	Level (dBuV/m)	Limit (dBuV/m)	Margin (dB)	Dist (m)	Condition	Azimuth (°)	Height (m)
5.725-5.85GHz	-	-	-	-	-	-	-	-	-	-
802.11ax HEW80_Nss1,(MCS0)_2TX	Pass	PK	761.38M	37.46	46.00	-8.54	3	Vertical	0	1.00



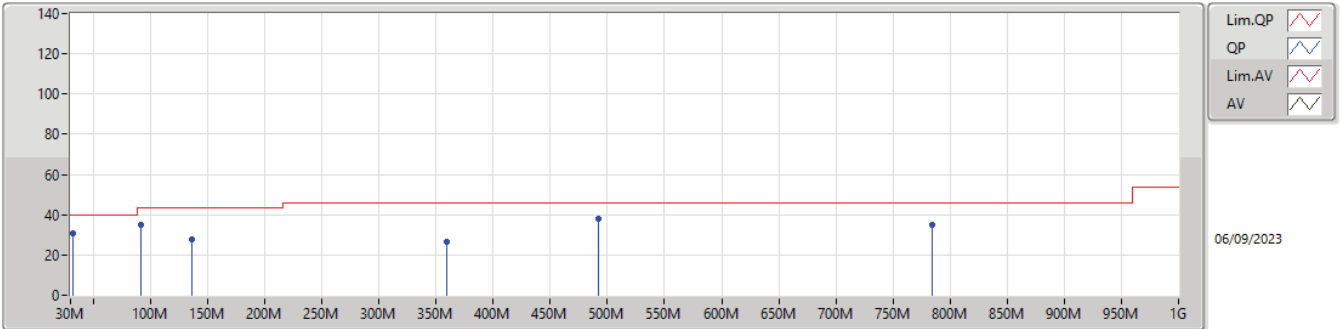
Result

Mode	Result	Type	Freq (Hz)	Level (dBuV/m)	Limit (dBuV/m)	Margin (dB)	Dist (m)	Condition	Azimuth (°)	Height (m)
802.11ax HEW80_Nss1,(MCS0)_2TX	-	-	-	-	-	-	-	-	-	-
5775MHz	Pass	PK	92.08M	34.30	43.50	-9.20	3	Vertical	0	1.00
5775MHz	Pass	PK	142.52M	28.09	43.50	-15.41	3	Vertical	0	1.00
5775MHz	Pass	PK	249.22M	24.54	46.00	-21.46	3	Vertical	0	1.00
5775MHz	Pass	PK	371.44M	29.91	46.00	-16.09	3	Vertical	0	1.00
5775MHz	Pass	PK	491.72M	36.22	46.00	-9.78	3	Vertical	0	1.00
5775MHz	Pass	PK	761.38M	37.46	46.00	-8.54	3	Vertical	0	1.00
5775MHz	Pass	PK	92.08M	33.98	43.50	-9.52	3	Horizontal	360	1.00
5775MHz	Pass	PK	138.64M	31.61	43.50	-11.89	3	Horizontal	360	1.00
5775MHz	Pass	PK	276.38M	30.98	46.00	-15.02	3	Horizontal	360	1.00
5775MHz	Pass	PK	334.58M	30.72	46.00	-15.28	3	Horizontal	360	1.00
5775MHz	Pass	PK	419.94M	36.92	46.00	-9.08	3	Horizontal	360	1.00
5775MHz	Pass	PK	567.38M	28.95	46.00	-17.05	3	Horizontal	360	1.00



5.725-5.85GHz_802.11ax HEW80_Nss1,(MCS0)_2TX

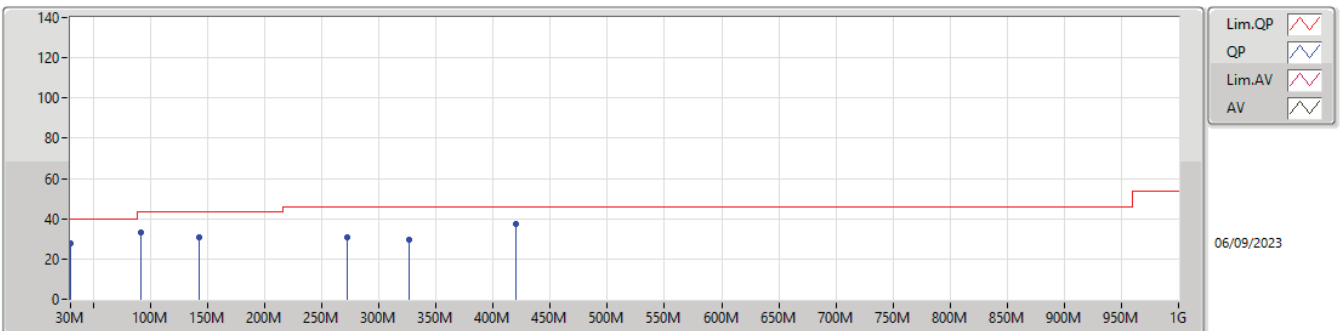
5775MHz_PoE



Type	Freq (Hz)	Level (dBuV/m)	Limit (dBuV/m)	Margin (dB)	Factor (dB)	Dist (m)	Condition	Azimuth (°)	Height (m)	Raw (dBuV)	AF (dB)	CL (dB)	PA (dB)
PK	31.94M	30.72	40.00	-9.28	-4.12	3	Vertical	0	1.00	34.84	22.17	0.95	27.24
PK	92.08M	35.28	43.50	-8.22	-11.47	3	Vertical	0	1.00	46.75	14.79	1.57	27.83
PK	136.7M	27.58	43.50	-15.92	-9.13	3	Vertical	0	1.00	36.71	16.72	1.93	27.78
PK	359.8M	26.74	46.00	-19.26	-4.60	3	Vertical	0	1.00	31.34	19.84	3.21	27.65
PK	491.72M	38.19	46.00	-7.81	-1.87	3	Vertical	0	1.00	40.06	22.72	3.81	28.40
PK	784.66M	34.78	46.00	-11.22	2.23	3	Vertical	0	1.00	32.55	25.61	4.95	28.33

5.725-5.85GHz_802.11ax HEW80_Nss1,(MCS0)_2TX

5775MHz_PoE



Type	Freq (Hz)	Level (dBuV/m)	Limit (dBuV/m)	Margin (dB)	Factor (dB)	Dist (m)	Condition	Azimuth (°)	Height (m)	Raw (dBuV)	AF (dB)	CL (dB)	PA (dB)
PK	30M	27.70	40.00	-12.30	-3.26	3	Horizontal	360	1.00	30.96	23.22	0.92	27.40
PK	92.08M	32.97	43.50	-10.53	-11.47	3	Horizontal	360	1.00	44.44	14.79	1.57	27.83
PK	142.52M	30.55	43.50	-12.95	-9.55	3	Horizontal	360	1.00	40.10	16.24	1.97	27.76
PK	272.5M	30.82	46.00	-15.18	-6.63	3	Horizontal	360	1.00	37.45	17.86	2.76	27.25
PK	326.82M	29.73	46.00	-16.27	-5.62	3	Horizontal	360	1.00	35.35	18.78	3.05	27.45
PK	419.98M	37.62	46.00	-8.38	-2.91	3	Horizontal	360	1.00	40.53	21.70	3.47	28.08



Summary

Mode	Result	Type	Freq (Hz)	Level (dBuV/m)	Limit (dBuV/m)	Margin (dB)	Factor (dB)	Dist (m)	Condition	Azimuth (°)	Height (m)
5.15-5.25GHz	-	-	-	-	-	-	-	-	-	-	-
802.11a_Nss1,(6Mbps)_2TX	Pass	AV	5.15G	53.94	54.00	-0.06	5.27	3	Horizontal	19	1.45
802.11ax HEW20_Nss1,(MCS0)_2TX	Pass	AV	5.15G	53.86	54.00	-0.14	5.27	3	Vertical	32	2.36
802.11ax HEW40_Nss1,(MCS0)_2TX	Pass	AV	5.15G	53.94	54.00	-0.06	5.27	3	Vertical	26	2.13
802.11ax HEW80_Nss1,(MCS0)_2TX	Pass	AV	5.15G	53.86	54.00	-0.14	5.27	3	Vertical	28	1.68
5.725-5.85GHz	-	-	-	-	-	-	-	-	-	-	-
802.11a_Nss1,(6Mbps)_2TX	Pass	PK	17.36142G	66.88	68.20	-1.32	17.88	3	Horizontal	35	1.53
802.11ax HEW20_Nss1,(MCS0)_2TX	Pass	PK	17.48334G	67.15	68.20	-1.05	18.15	3	Horizontal	34	1.57
802.11ax HEW40_Nss1,(MCS0)_2TX	Pass	PK	5.647G	66.32	68.20	-1.88	5.70	3	Vertical	10	1.78
802.11ax HEW80_Nss1,(MCS0)_2TX	Pass	PK	5.6478G	66.71	68.20	-1.49	5.71	3	Horizontal	27	2.12



Result

Mode	Result	Type	Freq (Hz)	Level (dBuV/m)	Limit (dBuV/m)	Margin (dB)	Factor (dB)	Dist (m)	Condition	Azimuth (°)	Height (m)
802.11a_Nss1,(6Mbps)_2TX	-	-	-	-	-	-	-	-	-	-	-
5180MHz	Pass	AV	5.1496G	53.78	54.00	-0.22	5.27	3	Vertical	29	2.36
5180MHz	Pass	AV	5.1792G	109.82	Inf	-Inf	5.35	3	Vertical	29	2.36
5180MHz	Pass	PK	5.1496G	66.02	74.00	-7.98	5.27	3	Vertical	29	2.36
5180MHz	Pass	PK	5.1786G	118.52	Inf	-Inf	5.35	3	Vertical	29	2.36
5180MHz	Pass	AV	5.15G	53.94	54.00	-0.06	5.27	3	Horizontal	19	1.45
5180MHz	Pass	AV	5.181G	109.98	Inf	-Inf	5.36	3	Horizontal	19	1.45
5180MHz	Pass	PK	5.15G	65.86	74.00	-8.14	5.27	3	Horizontal	19	1.45
5180MHz	Pass	PK	5.1818G	119.83	Inf	-Inf	5.36	3	Horizontal	19	1.45
5180MHz	Pass	AV	15.54114G	44.25	54.00	-9.75	15.89	3	Vertical	360	2.06
5180MHz	Pass	PK	10.36294G	54.78	68.20	-13.42	15.18	3	Vertical	7	1.61
5180MHz	Pass	PK	15.54216G	57.20	74.00	-16.80	15.89	3	Vertical	360	2.06
5180MHz	Pass	AV	15.54078G	42.94	54.00	-11.06	15.90	3	Horizontal	0	1.50
5180MHz	Pass	PK	10.36168G	57.94	68.20	-10.26	15.18	3	Horizontal	58	2.95
5180MHz	Pass	PK	15.5418G	56.13	74.00	-17.87	15.89	3	Horizontal	0	1.50
5200MHz	Pass	AV	5.15G	48.85	54.00	-5.15	5.27	3	Vertical	28	2.13
5200MHz	Pass	AV	5.1992G	110.85	Inf	-Inf	5.41	3	Vertical	28	2.13
5200MHz	Pass	PK	5.148G	61.46	74.00	-12.54	5.27	3	Vertical	28	2.13
5200MHz	Pass	PK	5.1984G	119.42	Inf	-Inf	5.41	3	Vertical	28	2.13
5200MHz	Pass	AV	5.1496G	48.71	54.00	-5.29	5.27	3	Horizontal	19	1.68
5200MHz	Pass	AV	5.2008G	111.48	Inf	-Inf	5.41	3	Horizontal	19	1.68
5200MHz	Pass	PK	5.1484G	62.34	74.00	-11.66	5.27	3	Horizontal	19	1.68
5200MHz	Pass	PK	5.202G	121.38	Inf	-Inf	5.41	3	Horizontal	19	1.68
5200MHz	Pass	AV	15.60144G	52.47	54.00	-1.53	15.82	3	Vertical	25	1.59
5200MHz	Pass	PK	10.39358G	54.63	68.20	-13.57	15.23	3	Vertical	6	1.57
5200MHz	Pass	PK	15.60642G	64.85	74.00	-9.15	15.82	3	Vertical	25	1.59
5200MHz	Pass	AV	15.6015G	50.18	54.00	-3.82	15.82	3	Horizontal	55	1.59
5200MHz	Pass	PK	10.4015G	56.46	68.20	-11.74	15.24	3	Horizontal	57	2.95
5200MHz	Pass	PK	15.60642G	63.25	74.00	-10.75	15.82	3	Horizontal	55	1.59
5240MHz	Pass	AV	5.1494G	46.63	54.00	-7.37	5.27	3	Vertical	28	1.65
5240MHz	Pass	AV	5.2364G	110.65	Inf	-Inf	5.36	3	Vertical	28	1.65
5240MHz	Pass	AV	5.3762G	48.92	54.00	-5.08	5.40	3	Vertical	28	1.65
5240MHz	Pass	PK	5.1434G	57.97	74.00	-16.03	5.28	3	Vertical	28	1.65
5240MHz	Pass	PK	5.2358G	119.52	Inf	-Inf	5.36	3	Vertical	28	1.65
5240MHz	Pass	PK	5.3768G	59.47	74.00	-14.53	5.40	3	Vertical	28	1.65
5240MHz	Pass	AV	5.1494G	47.51	54.00	-6.49	5.27	3	Horizontal	15	1.83
5240MHz	Pass	AV	5.2394G	111.27	Inf	-Inf	5.35	3	Horizontal	15	1.83
5240MHz	Pass	AV	5.3732G	47.40	54.00	-6.60	5.41	3	Horizontal	15	1.83
5240MHz	Pass	PK	5.1392G	59.35	74.00	-14.65	5.28	3	Horizontal	15	1.83
5240MHz	Pass	PK	5.2418G	120.60	Inf	-Inf	5.35	3	Horizontal	15	1.83
5240MHz	Pass	PK	5.3864G	58.69	74.00	-15.31	5.41	3	Horizontal	15	1.83
5240MHz	Pass	AV	15.7188G	48.88	54.00	-5.12	16.01	3	Vertical	25	1.59
5240MHz	Pass	PK	10.48234G	54.98	68.20	-13.22	15.34	3	Vertical	38	1.03
5240MHz	Pass	PK	15.71916G	61.34	74.00	-12.66	16.01	3	Vertical	25	1.59
5240MHz	Pass	AV	15.71862G	49.48	54.00	-4.52	16.01	3	Horizontal	55	1.65
5240MHz	Pass	PK	10.4818G	55.24	68.20	-12.96	15.33	3	Horizontal	64	1.58
5240MHz	Pass	PK	15.7191G	61.94	74.00	-12.06	16.01	3	Horizontal	55	1.65
5745MHz	Pass	AV	5.4582G	46.38	54.00	-7.62	5.49	3	Vertical	9	1.77
5745MHz	Pass	AV	5.7414G	113.89	Inf	-Inf	6.41	3	Vertical	9	1.77
5745MHz	Pass	PK	5.5506G	59.99	68.20	-8.21	5.55	3	Vertical	9	1.77
5745MHz	Pass	PK	5.7414G	122.78	Inf	-Inf	6.41	3	Vertical	9	1.77
5745MHz	Pass	PK	5.955G	59.75	68.20	-8.45	7.09	3	Vertical	9	1.77
5745MHz	Pass	AV	5.4582G	46.76	54.00	-7.24	5.49	3	Horizontal	31	2.36
5745MHz	Pass	AV	5.7438G	113.69	Inf	-Inf	6.42	3	Horizontal	31	2.36
5745MHz	Pass	PK	5.5566G	59.62	68.20	-8.58	5.55	3	Horizontal	31	2.36
5745MHz	Pass	PK	5.7486G	122.92	Inf	-Inf	6.46	3	Horizontal	31	2.36
5745MHz	Pass	PK	6.0318G	60.58	68.20	-7.62	7.02	3	Horizontal	31	2.36
5745MHz	Pass	AV	11.48814G	48.10	54.00	-5.90	16.19	3	Vertical	11	1.48
5745MHz	Pass	PK	11.48442G	59.30	74.00	-14.70	16.20	3	Vertical	11	1.48
5745MHz	Pass	PK	17.23284G	60.80	68.20	-7.40	17.52	3	Vertical	2	1.50
5745MHz	Pass	AV	11.49018G	47.17	54.00	-6.83	16.19	3	Horizontal	29	1.57



RSE TX above 1GHz_Non-Beamforming_Radio 2

Appendix E.2

Mode	Result	Type	Freq (Hz)	Level (dBuV/m)	Limit (dBuV/m)	Margin (dB)	Factor (dB)	Dist (m)	Condition	Azimuth (°)	Height (m)
5745MHz	Pass	PK	11.4906G	59.40	74.00	-14.60	16.19	3	Horizontal	29	1.57
5745MHz	Pass	PK	17.2392G	60.37	68.20	-7.83	17.51	3	Horizontal	34	1.50
5785MHz	Pass	AV	5.78008G	110.75	Inf	-Inf	6.67	3	Vertical	8	1.76
5785MHz	Pass	PK	5.59979G	59.09	68.20	-9.11	5.58	3	Vertical	8	1.76
5785MHz	Pass	PK	5.78008G	119.61	Inf	-Inf	6.67	3	Vertical	8	1.76
5785MHz	Pass	PK	6.08258G	60.29	68.20	-7.91	7.00	3	Vertical	8	1.76
5785MHz	Pass	AV	5.78129G	111.34	Inf	-Inf	6.68	3	Horizontal	35	2.12
5785MHz	Pass	PK	5.59495G	59.22	68.20	-8.98	5.58	3	Horizontal	35	2.12
5785MHz	Pass	PK	5.78129G	120.81	Inf	-Inf	6.68	3	Horizontal	35	2.12
5785MHz	Pass	PK	6.04265G	60.13	68.20	-8.07	7.05	3	Horizontal	35	2.12
5785MHz	Pass	AV	11.56982G	47.21	54.00	-6.79	15.92	3	Vertical	12	1.40
5785MHz	Pass	PK	11.56502G	58.64	74.00	-15.36	15.93	3	Vertical	12	1.40
5785MHz	Pass	PK	17.3511G	65.62	68.20	-2.58	17.83	3	Vertical	6	1.50
5785MHz	Pass	AV	11.56826G	48.12	54.00	-5.88	15.92	3	Horizontal	2	1.46
5785MHz	Pass	PK	11.56784G	58.89	74.00	-15.11	15.92	3	Horizontal	2	1.46
5785MHz	Pass	PK	17.36142G	66.88	68.20	-1.32	17.88	3	Horizontal	35	1.53
5825MHz	Pass	AV	5.8262G	109.19	Inf	-Inf	6.86	3	Vertical	10	1.69
5825MHz	Pass	PK	5.6354G	58.50	68.20	-9.70	5.67	3	Vertical	10	1.69
5825MHz	Pass	PK	5.8298G	118.04	Inf	-Inf	6.88	3	Vertical	10	1.69
5825MHz	Pass	PK	6.0542G	60.56	68.20	-7.64	7.06	3	Vertical	10	1.69
5825MHz	Pass	AV	5.8262G	110.52	Inf	-Inf	6.86	3	Horizontal	34	2.21
5825MHz	Pass	PK	5.6402G	59.38	68.20	-8.82	5.69	3	Horizontal	34	2.21
5825MHz	Pass	PK	5.8214G	119.98	Inf	-Inf	6.85	3	Horizontal	34	2.21
5825MHz	Pass	PK	6.1142G	60.26	68.20	-7.94	7.01	3	Horizontal	34	2.21
5825MHz	Pass	AV	11.6521G	47.61	54.00	-6.39	15.64	3	Vertical	47	1.50
5825MHz	Pass	PK	11.65228G	58.88	74.00	-15.12	15.64	3	Vertical	47	1.50
5825MHz	Pass	PK	17.47308G	64.94	68.20	-3.26	18.15	3	Vertical	6	1.50
5825MHz	Pass	AV	11.64802G	46.08	54.00	-7.92	15.65	3	Horizontal	52	1.56
5825MHz	Pass	PK	11.65288G	57.10	74.00	-16.90	15.65	3	Horizontal	52	1.56
5825MHz	Pass	PK	17.47908G	66.67	68.20	-1.53	18.15	3	Horizontal	34	1.54
802.11ax HEW20_Nss1,(MCS0)_2TX	-	-	-	-	-	-	-	-	-	-	-
5180MHz	Pass	AV	5.15G	53.86	54.00	-0.14	5.27	3	Vertical	32	2.36
5180MHz	Pass	AV	5.1832G	109.03	Inf	-Inf	5.37	3	Vertical	32	2.36
5180MHz	Pass	PK	5.149G	67.92	74.00	-6.08	5.27	3	Vertical	32	2.36
5180MHz	Pass	PK	5.1812G	121.44	Inf	-Inf	5.36	3	Vertical	32	2.36
5180MHz	Pass	AV	5.15G	52.47	54.00	-1.53	5.27	3	Horizontal	17	1.46
5180MHz	Pass	AV	5.1864G	108.85	Inf	-Inf	5.37	3	Horizontal	17	1.46
5180MHz	Pass	PK	5.148G	66.92	74.00	-7.08	5.27	3	Horizontal	17	1.46
5180MHz	Pass	PK	5.1858G	121.24	Inf	-Inf	5.37	3	Horizontal	17	1.46
5180MHz	Pass	AV	15.53574G	41.66	54.00	-12.34	15.92	3	Vertical	350	1.50
5180MHz	Pass	PK	10.36618G	54.75	68.20	-13.45	15.20	3	Vertical	9	1.63
5180MHz	Pass	PK	15.54852G	53.39	74.00	-20.61	15.84	3	Vertical	350	1.50
5180MHz	Pass	AV	15.54336G	41.65	54.00	-12.35	15.88	3	Horizontal	360	1.50
5180MHz	Pass	PK	10.3624G	56.69	68.20	-11.51	15.18	3	Horizontal	55	2.90
5180MHz	Pass	PK	15.54018G	54.22	74.00	-19.78	15.89	3	Horizontal	360	1.50
5200MHz	Pass	AV	5.1496G	49.31	54.00	-4.69	5.27	3	Vertical	31	2.19
5200MHz	Pass	AV	5.2036G	110.03	Inf	-Inf	5.40	3	Vertical	31	2.19
5200MHz	Pass	PK	5.15G	61.04	74.00	-12.96	5.27	3	Vertical	31	2.19
5200MHz	Pass	PK	5.2048G	121.34	Inf	-Inf	5.40	3	Vertical	31	2.19
5200MHz	Pass	AV	5.1496G	48.90	54.00	-5.10	5.27	3	Horizontal	14	1.85
5200MHz	Pass	AV	5.1972G	110.87	Inf	-Inf	5.40	3	Horizontal	14	1.85
5200MHz	Pass	PK	5.15G	61.42	74.00	-12.58	5.27	3	Horizontal	14	1.85
5200MHz	Pass	PK	5.198G	122.41	Inf	-Inf	5.41	3	Horizontal	14	1.85
5200MHz	Pass	AV	15.59838G	51.65	54.00	-2.35	15.82	3	Vertical	25	1.56
5200MHz	Pass	PK	10.39634G	53.91	68.20	-14.29	15.23	3	Vertical	6	1.58
5200MHz	Pass	PK	15.60024G	66.37	74.00	-7.63	15.82	3	Vertical	25	1.56
5200MHz	Pass	AV	15.59808G	49.04	54.00	-4.96	15.82	3	Horizontal	56	1.50
5200MHz	Pass	PK	10.40558G	54.26	68.20	-13.94	15.24	3	Horizontal	60	1.12
5200MHz	Pass	PK	15.5982G	64.06	74.00	-9.94	15.82	3	Horizontal	56	1.50
5240MHz	Pass	AV	5.1494G	46.45	54.00	-7.55	5.27	3	Vertical	30	1.65
5240MHz	Pass	AV	5.237G	109.98	Inf	-Inf	5.36	3	Vertical	30	1.65
5240MHz	Pass	AV	5.3762G	48.92	54.00	-5.08	5.40	3	Vertical	30	1.65



RSE TX above 1GHz_Non-Beamforming_Radio 2

Appendix E.2

Mode	Result	Type	Freq (Hz)	Level (dBuV/m)	Limit (dBuV/m)	Margin (dB)	Factor (dB)	Dist (m)	Condition	Azimuth (°)	Height (m)
5240MHz	Pass	PK	5.147G	58.80	74.00	-15.20	5.28	3	Vertical	30	1.65
5240MHz	Pass	PK	5.237G	121.50	Inf	-Inf	5.36	3	Vertical	30	1.65
5240MHz	Pass	PK	5.3762G	59.31	74.00	-14.69	5.40	3	Vertical	30	1.65
5240MHz	Pass	AV	5.1494G	47.17	54.00	-6.83	5.27	3	Horizontal	15	1.84
5240MHz	Pass	AV	5.243G	110.53	Inf	-Inf	5.34	3	Horizontal	15	1.84
5240MHz	Pass	AV	5.3648G	46.90	54.00	-7.10	5.41	3	Horizontal	15	1.84
5240MHz	Pass	PK	5.1434G	58.79	74.00	-15.21	5.28	3	Horizontal	15	1.84
5240MHz	Pass	PK	5.2424G	121.63	Inf	-Inf	5.35	3	Horizontal	15	1.84
5240MHz	Pass	PK	5.3624G	58.49	74.00	-15.51	5.40	3	Horizontal	15	1.84
5240MHz	Pass	AV	15.72228G	46.16	54.00	-7.84	16.01	3	Vertical	25	1.56
5240MHz	Pass	PK	10.48438G	53.54	68.20	-14.66	15.34	3	Vertical	40	1.11
5240MHz	Pass	PK	15.72276G	62.14	74.00	-11.86	16.01	3	Vertical	25	1.56
5240MHz	Pass	AV	15.7215G	46.83	54.00	-7.17	16.01	3	Horizontal	55	1.64
5240MHz	Pass	PK	10.48192G	53.94	68.20	-14.26	15.33	3	Horizontal	64	1.82
5240MHz	Pass	PK	15.7227G	64.75	74.00	-9.25	16.01	3	Horizontal	55	1.64
5745MHz	Pass	AV	5.4582G	46.15	54.00	-7.85	5.49	3	Vertical	11	1.77
5745MHz	Pass	AV	5.7438G	112.77	Inf	-Inf	6.42	3	Vertical	11	1.77
5745MHz	Pass	PK	5.6418G	59.57	68.20	-8.63	5.69	3	Vertical	11	1.77
5745MHz	Pass	PK	5.7414G	123.55	Inf	-Inf	6.41	3	Vertical	11	1.77
5745MHz	Pass	PK	5.985G	60.47	68.20	-7.73	7.00	3	Vertical	11	1.77
5745MHz	Pass	AV	5.4582G	46.72	54.00	-7.28	5.49	3	Horizontal	31	2.25
5745MHz	Pass	AV	5.7486G	113.45	Inf	-Inf	6.46	3	Horizontal	31	2.25
5745MHz	Pass	PK	5.5446G	60.77	68.20	-7.43	5.55	3	Horizontal	31	2.25
5745MHz	Pass	PK	5.7402G	124.32	Inf	-Inf	6.40	3	Horizontal	31	2.25
5745MHz	Pass	PK	6.0138G	60.71	68.20	-7.49	6.99	3	Horizontal	31	2.25
5745MHz	Pass	AV	11.4945G	47.71	54.00	-6.29	16.18	3	Vertical	12	1.84
5745MHz	Pass	PK	11.48634G	60.38	74.00	-13.62	16.20	3	Vertical	12	1.84
5745MHz	Pass	PK	17.24352G	59.82	68.20	-8.38	17.52	3	Vertical	2	1.49
5745MHz	Pass	AV	11.49186G	46.55	54.00	-7.45	16.19	3	Horizontal	31	1.48
5745MHz	Pass	PK	11.50086G	57.72	74.00	-16.28	16.18	3	Horizontal	31	1.48
5745MHz	Pass	PK	17.2266G	59.03	68.20	-9.17	17.52	3	Horizontal	34	1.49
5785MHz	Pass	AV	5.78371G	109.83	Inf	-Inf	6.69	3	Vertical	10	1.76
5785MHz	Pass	PK	5.55744G	58.58	68.20	-9.62	5.55	3	Vertical	10	1.76
5785MHz	Pass	PK	5.78371G	121.70	Inf	-Inf	6.69	3	Vertical	10	1.76
5785MHz	Pass	PK	6.03902G	60.88	68.20	-7.32	7.04	3	Vertical	10	1.76
5785MHz	Pass	AV	5.78734G	110.95	Inf	-Inf	6.71	3	Horizontal	35	2.43
5785MHz	Pass	PK	5.59737G	60.43	68.20	-7.77	5.58	3	Horizontal	35	2.43
5785MHz	Pass	PK	5.78734G	122.78	Inf	-Inf	6.71	3	Horizontal	35	2.43
5785MHz	Pass	PK	5.93617G	60.48	68.20	-7.72	7.14	3	Horizontal	35	2.43
5785MHz	Pass	AV	11.56928G	46.69	54.00	-7.31	15.92	3	Vertical	12	1.42
5785MHz	Pass	PK	11.56736G	57.99	74.00	-16.01	15.93	3	Vertical	12	1.42
5785MHz	Pass	PK	17.35116G	65.44	68.20	-2.76	17.83	3	Vertical	6	1.50
5785MHz	Pass	AV	11.5682G	47.15	54.00	-6.85	15.92	3	Horizontal	4	1.40
5785MHz	Pass	PK	11.5682G	58.51	74.00	-15.49	15.92	3	Horizontal	4	1.40
5785MHz	Pass	PK	17.36184G	67.04	68.20	-1.16	17.88	3	Horizontal	34	1.52
5825MHz	Pass	AV	5.8202G	108.09	Inf	-Inf	6.85	3	Vertical	10	1.80
5825MHz	Pass	PK	5.6402G	58.69	68.20	-9.51	5.69	3	Vertical	10	1.80
5825MHz	Pass	PK	5.8226G	119.50	Inf	-Inf	6.86	3	Vertical	10	1.80
5825MHz	Pass	PK	6.077G	60.33	68.20	-7.87	7.02	3	Vertical	10	1.80
5825MHz	Pass	AV	5.8226G	109.37	Inf	-Inf	6.86	3	Horizontal	16	2.21
5825MHz	Pass	PK	5.6258G	59.39	68.20	-8.81	5.65	3	Horizontal	16	2.21
5825MHz	Pass	PK	5.8226G	120.17	Inf	-Inf	6.86	3	Horizontal	16	2.21
5825MHz	Pass	PK	6.0698G	60.40	68.20	-7.80	7.02	3	Horizontal	16	2.21
5825MHz	Pass	AV	11.65432G	45.75	54.00	-8.25	15.64	3	Vertical	48	1.49
5825MHz	Pass	PK	11.64448G	57.45	74.00	-16.55	15.66	3	Vertical	48	1.49
5825MHz	Pass	PK	17.4726G	63.96	68.20	-4.24	18.15	3	Vertical	7	1.50
5825MHz	Pass	AV	11.647G	45.01	54.00	-8.99	15.65	3	Horizontal	3	1.50
5825MHz	Pass	PK	11.64784G	56.70	74.00	-17.30	15.65	3	Horizontal	3	1.50
5825MHz	Pass	PK	17.48334G	67.15	68.20	-1.05	18.15	3	Horizontal	34	1.57
802.11ax HEW40_Nss1,(MCS0)_2TX	-	-	-	-	-	-	-	-	-	-	-
5190MHz	Pass	AV	5.15G	53.94	54.00	-0.06	5.27	3	Vertical	26	2.13
5190MHz	Pass	AV	5.1936G	104.71	Inf	-Inf	5.40	3	Vertical	26	2.13



RSE TX above 1GHz_Non-Beamforming_Radio 2

Appendix E.2

Mode	Result	Type	Freq (Hz)	Level (dBuV/m)	Limit (dBuV/m)	Margin (dB)	Factor (dB)	Dist (m)	Condition	Azimuth (°)	Height (m)
5190MHz	Pass	PK	5.15G	65.78	74.00	-8.22	5.27	3	Vertical	26	2.13
5190MHz	Pass	PK	5.1928G	117.61	Inf	-Inf	5.39	3	Vertical	26	2.13
5190MHz	Pass	AV	5.15G	52.92	54.00	-1.08	5.27	3	Horizontal	17	1.46
5190MHz	Pass	AV	5.1868G	104.79	Inf	-Inf	5.37	3	Horizontal	17	1.46
5190MHz	Pass	PK	5.15G	65.70	74.00	-8.30	5.27	3	Horizontal	17	1.46
5190MHz	Pass	PK	5.186G	117.43	Inf	-Inf	5.37	3	Horizontal	17	1.46
5190MHz	Pass	AV	15.54192G	41.65	54.00	-12.35	15.89	3	Vertical	150	1.05
5190MHz	Pass	PK	10.36836G	51.73	68.20	-16.47	15.20	3	Vertical	349	1.50
5190MHz	Pass	PK	15.55776G	54.26	74.00	-19.74	15.83	3	Vertical	150	1.05
5190MHz	Pass	AV	15.54072G	41.52	54.00	-12.48	15.90	3	Horizontal	64	1.50
5190MHz	Pass	PK	10.3692G	52.73	68.20	-15.47	15.20	3	Horizontal	321	1.80
5190MHz	Pass	PK	15.5736G	54.14	74.00	-19.86	15.83	3	Horizontal	64	1.50
5230MHz	Pass	AV	5.15G	49.84	54.00	-4.16	5.27	3	Vertical	28	1.76
5230MHz	Pass	AV	5.232G	107.53	Inf	-Inf	5.36	3	Vertical	28	1.76
5230MHz	Pass	PK	5.1448G	61.13	74.00	-12.87	5.28	3	Vertical	28	1.76
5230MHz	Pass	PK	5.2336G	118.79	Inf	-Inf	5.35	3	Vertical	28	1.76
5230MHz	Pass	AV	5.1488G	51.04	54.00	-2.96	5.27	3	Horizontal	19	1.76
5230MHz	Pass	AV	5.2284G	108.00	Inf	-Inf	5.36	3	Horizontal	19	1.76
5230MHz	Pass	PK	5.15G	64.18	74.00	-9.82	5.27	3	Horizontal	19	1.76
5230MHz	Pass	PK	5.2276G	119.92	Inf	-Inf	5.36	3	Horizontal	19	1.76
5230MHz	Pass	AV	15.6834G	48.22	54.00	-5.78	15.91	3	Vertical	24	1.60
5230MHz	Pass	PK	10.45124G	52.24	68.20	-15.96	15.30	3	Vertical	40	1.50
5230MHz	Pass	PK	15.69396G	61.28	74.00	-12.72	15.97	3	Vertical	24	1.60
5230MHz	Pass	AV	15.69276G	47.82	54.00	-6.18	15.97	3	Horizontal	55	1.63
5230MHz	Pass	PK	10.47536G	52.53	68.20	-15.67	15.33	3	Horizontal	67	1.66
5230MHz	Pass	PK	15.68376G	60.73	74.00	-13.27	15.91	3	Horizontal	55	1.63
5755MHz	Pass	AV	5.4598G	45.95	54.00	-8.05	5.48	3	Vertical	10	1.78
5755MHz	Pass	AV	5.7538G	108.87	Inf	-Inf	6.49	3	Vertical	10	1.78
5755MHz	Pass	PK	5.647G	66.32	68.20	-1.88	5.70	3	Vertical	10	1.78
5755MHz	Pass	PK	5.7538G	120.20	Inf	-Inf	6.49	3	Vertical	10	1.78
5755MHz	Pass	PK	6.0538G	60.86	68.20	-7.34	7.06	3	Vertical	10	1.78
5755MHz	Pass	AV	5.4586G	46.34	54.00	-7.66	5.48	3	Horizontal	26	2.30
5755MHz	Pass	AV	5.7574G	108.42	Inf	-Inf	6.51	3	Horizontal	26	2.30
5755MHz	Pass	PK	5.647G	65.95	68.20	-2.25	5.70	3	Horizontal	26	2.30
5755MHz	Pass	PK	5.7562G	120.33	Inf	-Inf	6.51	3	Horizontal	26	2.30
5755MHz	Pass	PK	6.0226G	60.29	68.20	-7.91	7.01	3	Horizontal	26	2.30
5755MHz	Pass	AV	11.5046G	44.55	54.00	-9.45	16.16	3	Vertical	12	1.84
5755MHz	Pass	PK	11.516G	57.55	74.00	-16.45	16.11	3	Vertical	12	1.84
5755MHz	Pass	PK	17.26488G	61.54	68.20	-6.66	17.56	3	Vertical	2	1.52
5755MHz	Pass	AV	11.50688G	45.00	54.00	-9.00	16.15	3	Horizontal	2	1.41
5755MHz	Pass	PK	11.50412G	56.58	74.00	-17.42	16.16	3	Horizontal	2	1.41
5755MHz	Pass	PK	17.25792G	63.89	68.20	-4.31	17.54	3	Horizontal	33	1.87
5795MHz	Pass	AV	5.7842G	107.02	Inf	-Inf	6.70	3	Vertical	9	1.76
5795MHz	Pass	PK	5.639G	58.84	68.20	-9.36	5.69	3	Vertical	9	1.76
5795MHz	Pass	PK	5.7854G	118.20	Inf	-Inf	6.70	3	Vertical	9	1.76
5795MHz	Pass	PK	5.9798G	60.61	68.20	-7.59	7.01	3	Vertical	9	1.76
5795MHz	Pass	AV	5.7878G	107.45	Inf	-Inf	6.72	3	Horizontal	11	2.10
5795MHz	Pass	PK	5.501G	58.99	68.20	-9.21	5.60	3	Horizontal	11	2.10
5795MHz	Pass	PK	5.7986G	118.36	Inf	-Inf	6.79	3	Horizontal	11	2.10
5795MHz	Pass	PK	5.9378G	60.57	68.20	-7.63	7.12	3	Horizontal	11	2.10
5795MHz	Pass	AV	11.59408G	44.69	54.00	-9.31	15.86	3	Vertical	50	1.06
5795MHz	Pass	PK	11.59432G	56.92	74.00	-17.08	15.86	3	Vertical	50	1.06
5795MHz	Pass	PK	17.40804G	63.29	68.20	-4.91	18.06	3	Vertical	6	1.50
5795MHz	Pass	AV	11.58724G	44.82	54.00	-9.18	15.89	3	Horizontal	3	1.41
5795MHz	Pass	PK	11.578G	56.97	74.00	-17.03	15.89	3	Horizontal	3	1.41
5795MHz	Pass	PK	17.35848G	64.45	68.20	-3.75	17.87	3	Horizontal	34	1.50
802.11ax HEW80_Nss1,(MCS0)_2TX	-	-	-	-	-	-	-	-	-	-	-
5210MHz	Pass	AV	5.15G	53.86	54.00	-0.14	5.27	3	Vertical	28	1.68
5210MHz	Pass	AV	5.222G	101.73	Inf	-Inf	5.38	3	Vertical	28	1.68
5210MHz	Pass	AV	5.376G	48.03	54.00	-5.97	5.40	3	Vertical	28	1.68
5210MHz	Pass	PK	5.15G	69.19	74.00	-4.81	5.27	3	Vertical	28	1.68
5210MHz	Pass	PK	5.213G	112.94	Inf	-Inf	5.38	3	Vertical	28	1.68



RSE TX above 1GHz_Non-Beamforming_Radio 2

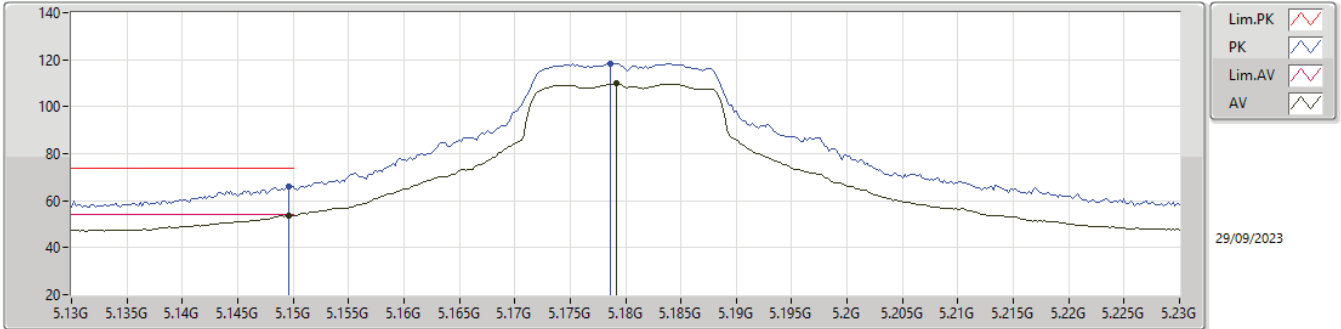
Appendix E.2

Mode	Result	Type	Freq (Hz)	Level (dBuV/m)	Limit (dBuV/m)	Margin (dB)	Factor (dB)	Dist (m)	Condition	Azimuth (°)	Height (m)
5210MHz	Pass	PK	5.366G	59.03	74.00	-14.97	5.41	3	Vertical	28	1.68
5210MHz	Pass	AV	5.15G	52.65	54.00	-1.35	5.27	3	Horizontal	16	1.50
5210MHz	Pass	AV	5.216G	101.80	Inf	-Inf	5.38	3	Horizontal	16	1.50
5210MHz	Pass	AV	5.365G	46.72	54.00	-7.28	5.41	3	Horizontal	16	1.50
5210MHz	Pass	PK	5.147G	66.49	74.00	-7.51	5.28	3	Horizontal	16	1.50
5210MHz	Pass	PK	5.227G	114.10	Inf	-Inf	5.37	3	Horizontal	16	1.50
5210MHz	Pass	PK	5.363G	58.85	74.00	-15.15	5.40	3	Horizontal	16	1.50
5210MHz	Pass	AV	15.57288G	41.35	54.00	-12.65	15.83	3	Vertical	48	1.50
5210MHz	Pass	PK	10.39768G	51.38	68.20	-16.82	15.23	3	Vertical	325	1.50
5210MHz	Pass	PK	15.62496G	53.75	74.00	-20.25	15.77	3	Vertical	48	1.50
5210MHz	Pass	AV	15.57024G	41.35	54.00	-12.65	15.83	3	Horizontal	191	1.50
5210MHz	Pass	PK	10.36048G	51.54	68.20	-16.66	15.18	3	Horizontal	36	1.50
5210MHz	Pass	PK	15.61536G	53.33	74.00	-20.67	15.79	3	Horizontal	191	1.50
5775MHz	Pass	AV	5.7534G	103.41	Inf	-Inf	6.49	3	Vertical	10	1.78
5775MHz	Pass	PK	5.643G	64.86	68.20	-3.34	5.70	3	Vertical	10	1.78
5775MHz	Pass	PK	5.7438G	115.81	Inf	-Inf	6.42	3	Vertical	10	1.78
5775MHz	Pass	PK	6.057G	60.40	68.20	-7.80	7.06	3	Vertical	10	1.78
5775MHz	Pass	AV	5.7582G	103.00	Inf	-Inf	6.52	3	Horizontal	27	2.12
5775MHz	Pass	PK	5.6478G	66.71	68.20	-1.49	5.71	3	Horizontal	27	2.12
5775MHz	Pass	PK	5.7678G	115.06	Inf	-Inf	6.59	3	Horizontal	27	2.12
5775MHz	Pass	PK	6.0066G	60.27	68.20	-7.93	6.96	3	Horizontal	27	2.12
5775MHz	Pass	AV	11.54808G	42.13	54.00	-11.87	15.97	3	Vertical	28	1.50
5775MHz	Pass	PK	11.55696G	54.66	74.00	-19.34	15.95	3	Vertical	28	1.50
5775MHz	Pass	PK	17.34612G	59.57	68.20	-8.63	17.81	3	Vertical	6	1.50
5775MHz	Pass	AV	11.54736G	43.09	54.00	-10.91	15.97	3	Horizontal	2	1.41
5775MHz	Pass	PK	11.56368G	55.55	74.00	-18.45	15.93	3	Horizontal	2	1.41
5775MHz	Pass	PK	17.32716G	61.45	68.20	-6.75	17.74	3	Horizontal	34	1.50



5.15-5.25GHz_802.11a_Nss1,(6Mbps)_2TX

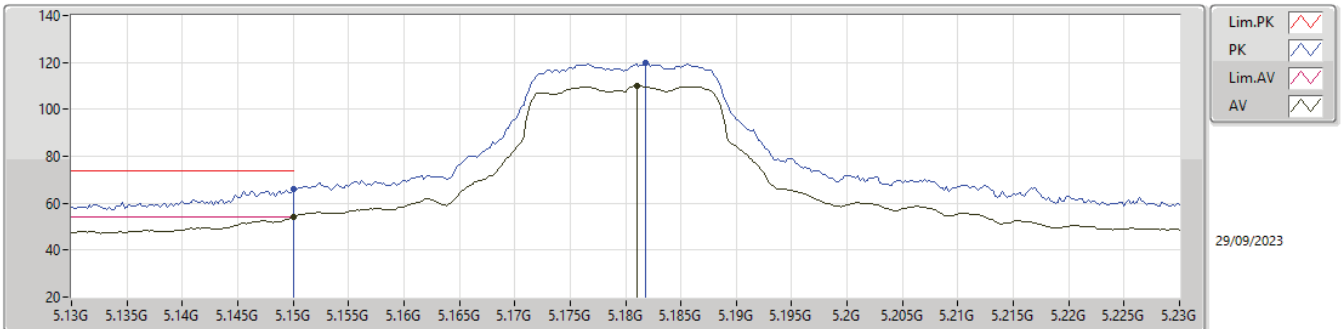
5180MHz_TX



Type	Freq (Hz)	Level (dBuV/m)	Limit (dBuV/m)	Margin (dB)	Factor (dB)	Dist (m)	Condition	Azimuth (°)	Height (m)	Raw (dBuV)	AF (dB)	CL (dB)	PA (dB)
AV	5.1496G	53.78	54.00	-0.22	5.27	3	Vertical	29	2.36	48.51	33.00	6.41	34.14
AV	5.1792G	109.82	Inf	-Inf	5.35	3	Vertical	29	2.36	104.47	33.06	6.43	34.14
PK	5.1496G	66.02	74.00	-7.98	5.27	3	Vertical	29	2.36	60.75	33.00	6.41	34.14
PK	5.1786G	118.52	Inf	-Inf	5.35	3	Vertical	29	2.36	113.17	33.06	6.43	34.14

5.15-5.25GHz_802.11a_Nss1,(6Mbps)_2TX

5180MHz_TX

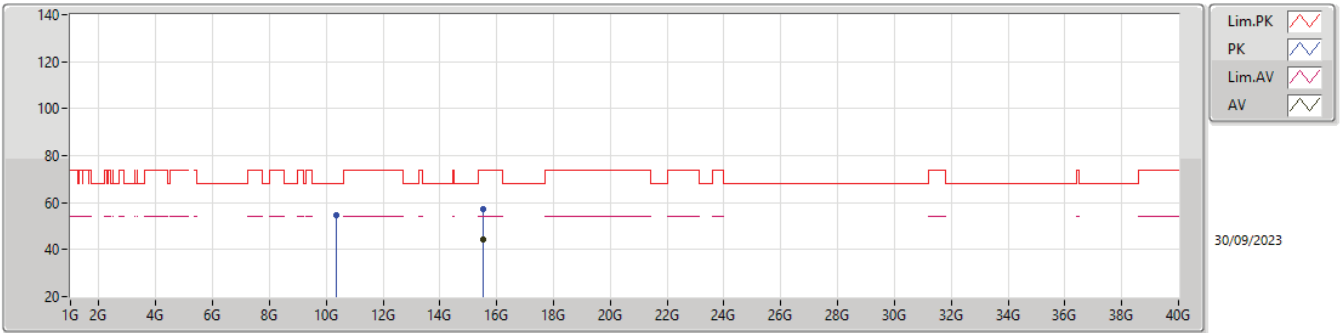


Type	Freq (Hz)	Level (dBuV/m)	Limit (dBuV/m)	Margin (dB)	Factor (dB)	Dist (m)	Condition	Azimuth (°)	Height (m)	Raw (dBuV)	AF (dB)	CL (dB)	PA (dB)
AV	5.15G	53.94	54.00	-0.06	5.27	3	Horizontal	19	1.45	48.67	33.00	6.41	34.14
AV	5.181G	109.98	Inf	-Inf	5.36	3	Horizontal	19	1.45	104.62	33.06	6.44	34.14
PK	5.15G	65.86	74.00	-8.14	5.27	3	Horizontal	19	1.45	60.59	33.00	6.41	34.14
PK	5.1818G	119.83	Inf	-Inf	5.36	3	Horizontal	19	1.45	114.47	33.06	6.44	34.14



5.15-5.25GHz_802.11a_Nss1,(6Mbps)_2TX

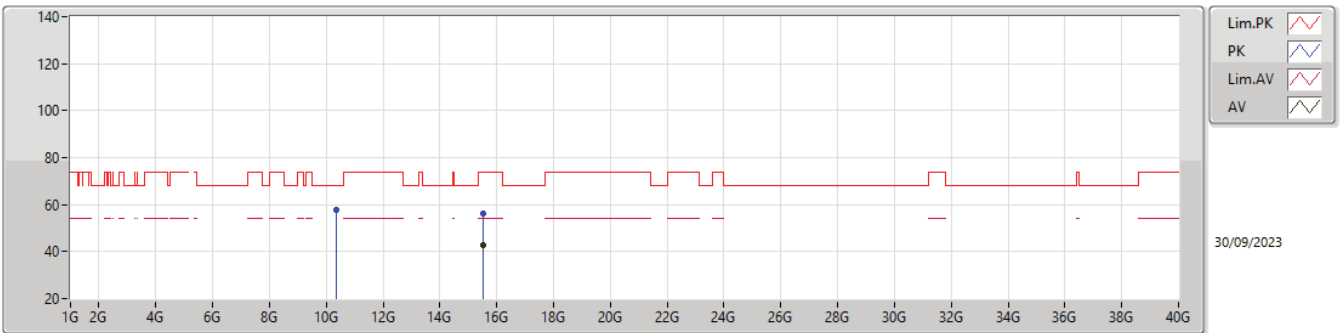
5180MHz_TX



Type	Freq (Hz)	Level (dBuV/m)	Limit (dBuV/m)	Margin (dB)	Factor (dB)	Dist (m)	Condition	Azimuth (°)	Height (m)	Raw (dBuV)	AF (dB)	CL (dB)	PA (dB)
AV	15.54114G	44.25	54.00	-9.75	15.89	3	Vertical	360	2.06	28.36	38.05	12.16	34.32
PK	10.36294G	54.78	68.20	-13.42	15.18	3	Vertical	7	1.61	39.60	38.80	11.01	34.63
PK	15.54216G	57.20	74.00	-16.80	15.89	3	Vertical	360	2.06	41.31	38.05	12.16	34.32

5.15-5.25GHz_802.11a_Nss1,(6Mbps)_2TX

5180MHz_TX

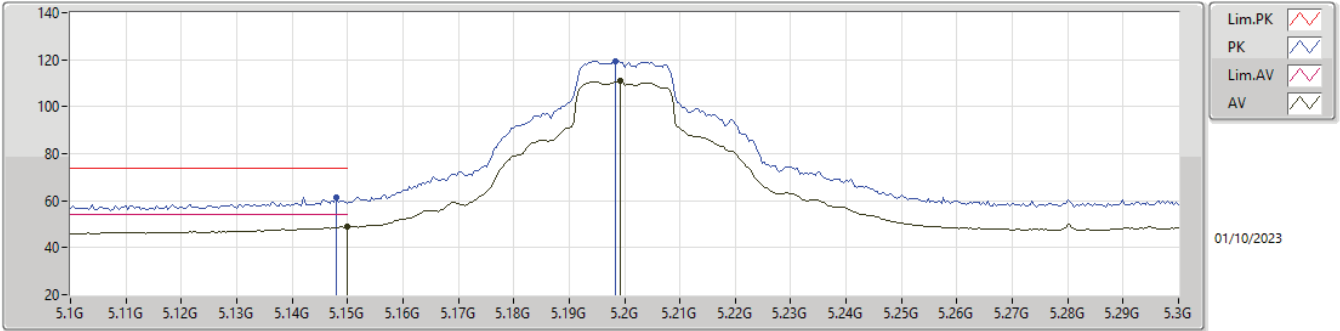


Type	Freq (Hz)	Level (dBuV/m)	Limit (dBuV/m)	Margin (dB)	Factor (dB)	Dist (m)	Condition	Azimuth (°)	Height (m)	Raw (dBuV)	AF (dB)	CL (dB)	PA (dB)
AV	15.54078G	42.94	54.00	-11.06	15.90	3	Horizontal	0	1.50	27.04	38.06	12.16	34.32
PK	10.36168G	57.94	68.20	-10.26	15.18	3	Horizontal	58	2.95	42.76	38.80	11.01	34.63
PK	15.5418G	56.13	74.00	-17.87	15.89	3	Horizontal	0	1.50	40.24	38.05	12.16	34.32



5.15-5.25GHz_802.11a_Nss1,(6Mbps)_2TX

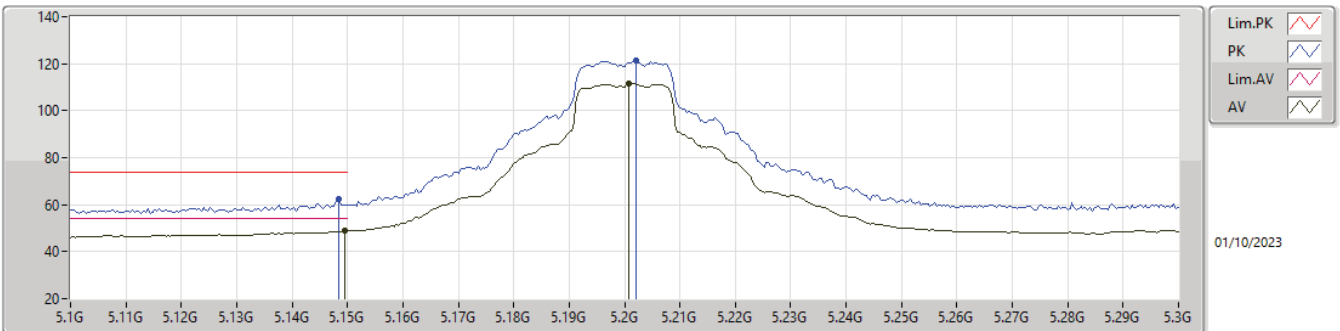
5200MHz_TX



Type	Freq (Hz)	Level (dBuV/m)	Limit (dBuV/m)	Margin (dB)	Factor (dB)	Dist (m)	Condition	Azimuth (°)	Height (m)	Raw (dBuV)	AF (dB)	CL (dB)	PA (dB)
AV	5.15G	48.85	54.00	-5.15	5.27	3	Vertical	28	2.13	43.58	33.00	6.41	34.14
AV	5.1992G	110.85	Inf	-Inf	5.41	3	Vertical	28	2.13	105.44	33.10	6.45	34.14
PK	5.148G	61.46	74.00	-12.54	5.27	3	Vertical	28	2.13	56.19	33.00	6.41	34.14
PK	5.1984G	119.42	Inf	-Inf	5.41	3	Vertical	28	2.13	114.01	33.10	6.45	34.14

5.15-5.25GHz_802.11a_Nss1,(6Mbps)_2TX

5200MHz_TX

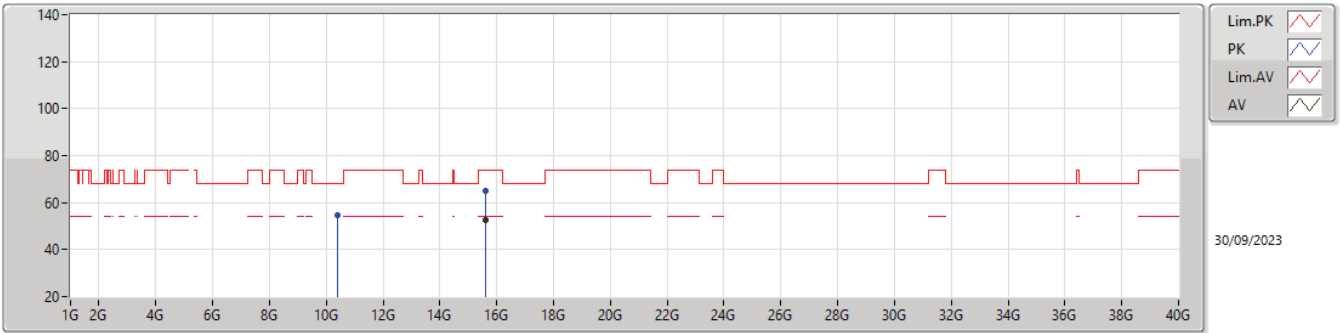


Type	Freq (Hz)	Level (dBuV/m)	Limit (dBuV/m)	Margin (dB)	Factor (dB)	Dist (m)	Condition	Azimuth (°)	Height (m)	Raw (dBuV)	AF (dB)	CL (dB)	PA (dB)
AV	5.1496G	48.71	54.00	-5.29	5.27	3	Horizontal	19	1.68	43.44	33.00	6.41	34.14
AV	5.2008G	111.48	Inf	-Inf	5.41	3	Horizontal	19	1.68	106.07	33.10	6.45	34.14
PK	5.1484G	62.34	74.00	-11.66	5.27	3	Horizontal	19	1.68	57.07	33.00	6.41	34.14
PK	5.202G	121.38	Inf	-Inf	5.41	3	Horizontal	19	1.68	115.97	33.10	6.45	34.14



5.15-5.25GHz_802.11a_Nss1,(6Mbps)_2TX

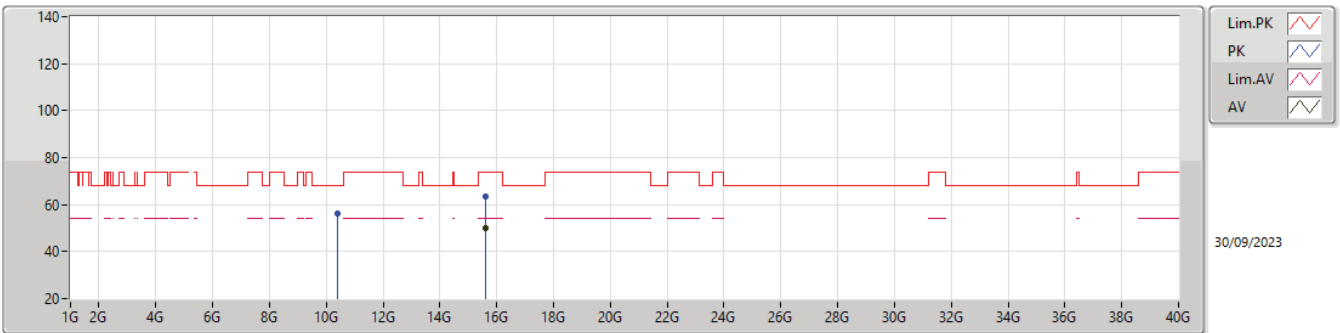
5200MHz_TX



Type	Freq (Hz)	Level (dBuV/m)	Limit (dBuV/m)	Margin (dB)	Factor (dB)	Dist (m)	Condition	Azimuth (°)	Height (m)	Raw (dBuV)	AF (dB)	CL (dB)	PA (dB)
AV	15.60144G	52.47	54.00	-1.53	15.82	3	Vertical	25	1.59	36.65	38.00	12.19	34.37
PK	10.39358G	54.63	68.20	-13.57	15.23	3	Vertical	6	1.57	39.40	38.80	11.03	34.60
PK	15.60642G	64.85	74.00	-9.15	15.82	3	Vertical	25	1.59	49.03	37.99	12.20	34.37

5.15-5.25GHz_802.11a_Nss1,(6Mbps)_2TX

5200MHz_TX

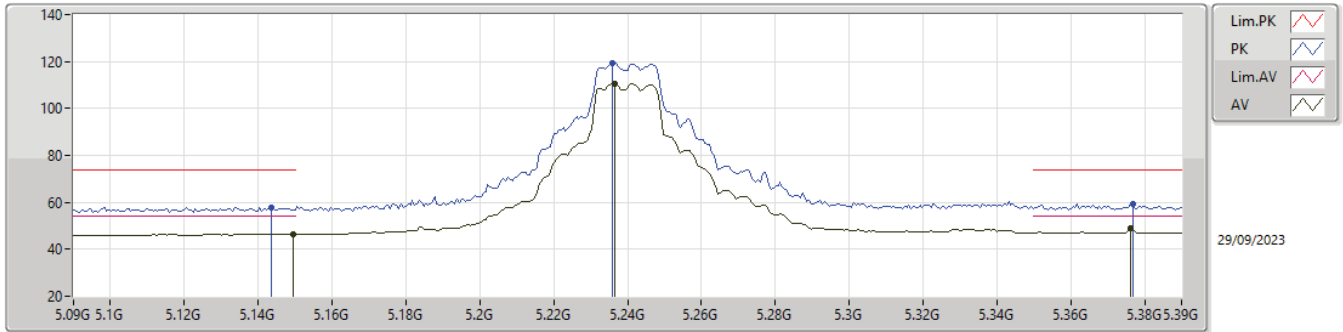


Type	Freq (Hz)	Level (dBuV/m)	Limit (dBuV/m)	Margin (dB)	Factor (dB)	Dist (m)	Condition	Azimuth (°)	Height (m)	Raw (dBuV)	AF (dB)	CL (dB)	PA (dB)
AV	15.6015G	50.18	54.00	-3.82	15.82	3	Horizontal	55	1.59	34.36	38.00	12.19	34.37
PK	10.4015G	56.46	68.20	-11.74	15.24	3	Horizontal	57	2.95	41.22	38.80	11.03	34.59
PK	15.60642G	63.25	74.00	-10.75	15.82	3	Horizontal	55	1.59	47.43	37.99	12.20	34.37



5.15-5.25GHz_802.11a_Nss1,(6Mbps)_2TX

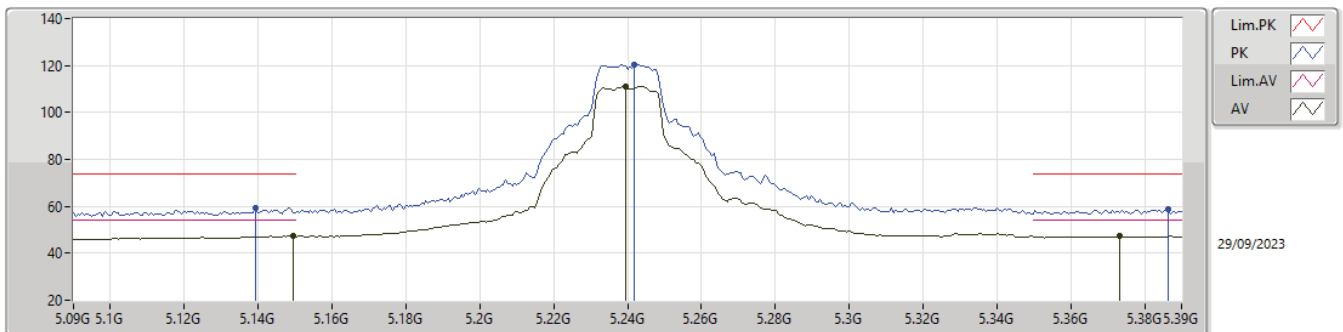
5240MHz_TX



Type	Freq (Hz)	Level (dBuV/m)	Limit (dBuV/m)	Margin (dB)	Factor (dB)	Dist (m)	Condition	Azimuth (°)	Height (m)	Raw (dBuV)	AF (dB)	CL (dB)	PA (dB)
AV	5.1494G	46.63	54.00	-7.37	5.27	3	Vertical	28	1.65	41.36	33.00	6.41	34.14
AV	5.2364G	110.65	Inf	-Inf	5.36	3	Vertical	28	1.65	105.29	33.03	6.48	34.15
AV	5.3762G	48.92	54.00	-5.08	5.40	3	Vertical	28	1.65	43.52	33.00	6.57	34.17
PK	5.1434G	57.97	74.00	-16.03	5.28	3	Vertical	28	1.65	52.69	33.01	6.41	34.14
PK	5.2358G	119.52	Inf	-Inf	5.36	3	Vertical	28	1.65	114.16	33.03	6.48	34.15
PK	5.3768G	59.47	74.00	-14.53	5.40	3	Vertical	28	1.65	54.07	33.00	6.57	34.17

5.15-5.25GHz_802.11a_Nss1,(6Mbps)_2TX

5240MHz_TX

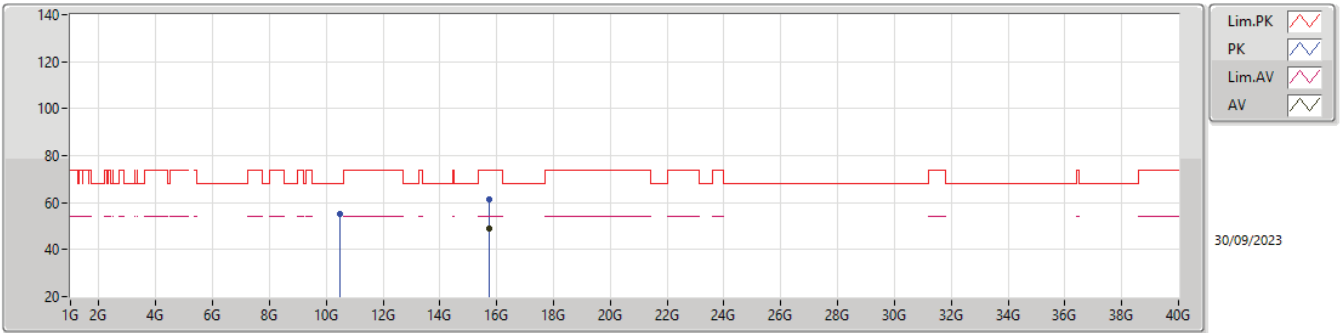


Type	Freq (Hz)	Level (dBuV/m)	Limit (dBuV/m)	Margin (dB)	Factor (dB)	Dist (m)	Condition	Azimuth (°)	Height (m)	Raw (dBuV)	AF (dB)	CL (dB)	PA (dB)
AV	5.1494G	47.51	54.00	-6.49	5.27	3	Horizontal	15	1.83	42.24	33.00	6.41	34.14
AV	5.2394G	111.27	Inf	-Inf	5.35	3	Horizontal	15	1.83	105.92	33.02	6.48	34.15
AV	5.3732G	47.40	54.00	-6.60	5.41	3	Horizontal	15	1.83	41.99	33.00	6.57	34.16
PK	5.1392G	59.35	74.00	-14.65	5.28	3	Horizontal	15	1.83	54.07	33.02	6.40	34.14
PK	5.2418G	120.60	Inf	-Inf	5.35	3	Horizontal	15	1.83	115.25	33.02	6.48	34.15
PK	5.3864G	58.69	74.00	-15.31	5.41	3	Horizontal	15	1.83	53.28	33.00	6.58	34.17



5.15-5.25GHz_802.11a_Nss1,(6Mbps)_2TX

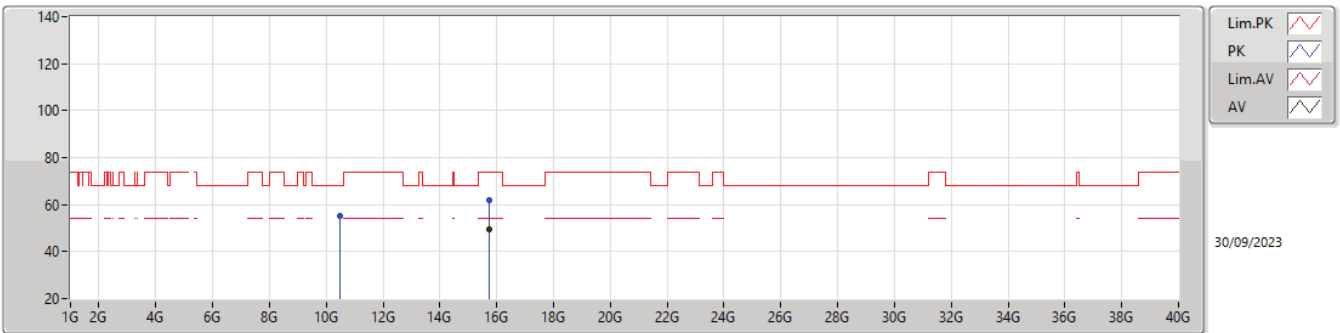
5240MHz_TX



Type	Freq (Hz)	Level (dBuV/m)	Limit (dBuV/m)	Margin (dB)	Factor (dB)	Dist (m)	Condition	Azimuth (°)	Height (m)	Raw (dBuV)	AF (dB)	CL (dB)	PA (dB)
AV	15.7188G	48.88	54.00	-5.12	16.01	3	Vertical	25	1.59	32.87	38.20	12.27	34.46
PK	10.48234G	54.98	68.20	-13.22	15.34	3	Vertical	38	1.03	39.64	38.80	11.06	34.52
PK	15.71916G	61.34	74.00	-12.66	16.01	3	Vertical	25	1.59	45.33	38.20	12.27	34.46

5.15-5.25GHz_802.11a_Nss1,(6Mbps)_2TX

5240MHz_TX

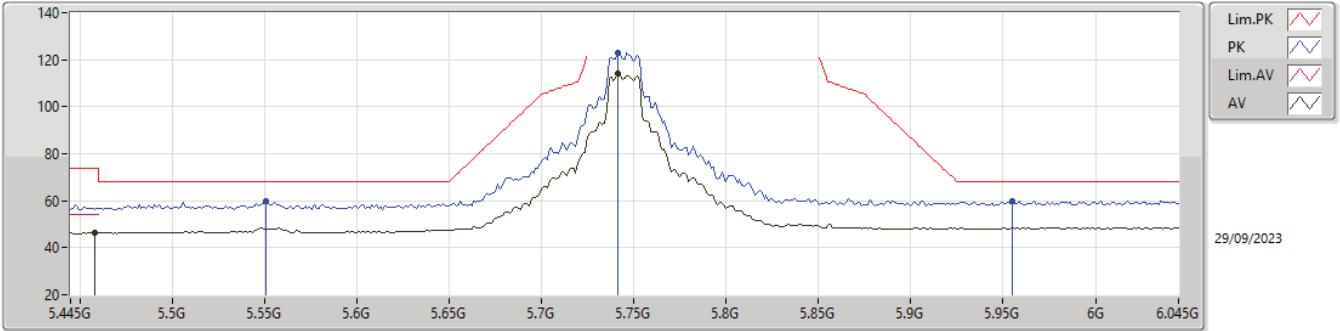


Type	Freq (Hz)	Level (dBuV/m)	Limit (dBuV/m)	Margin (dB)	Factor (dB)	Dist (m)	Condition	Azimuth (°)	Height (m)	Raw (dBuV)	AF (dB)	CL (dB)	PA (dB)
AV	15.71862G	49.48	54.00	-4.52	16.01	3	Horizontal	55	1.65	33.47	38.20	12.27	34.46
PK	10.4818G	55.24	68.20	-12.96	15.33	3	Horizontal	64	1.58	39.91	38.80	11.06	34.53
PK	15.7191G	61.94	74.00	-12.06	16.01	3	Horizontal	55	1.65	45.93	38.20	12.27	34.46



5.725-5.85GHz_802.11a_Nss1,(6Mbps)_2TX

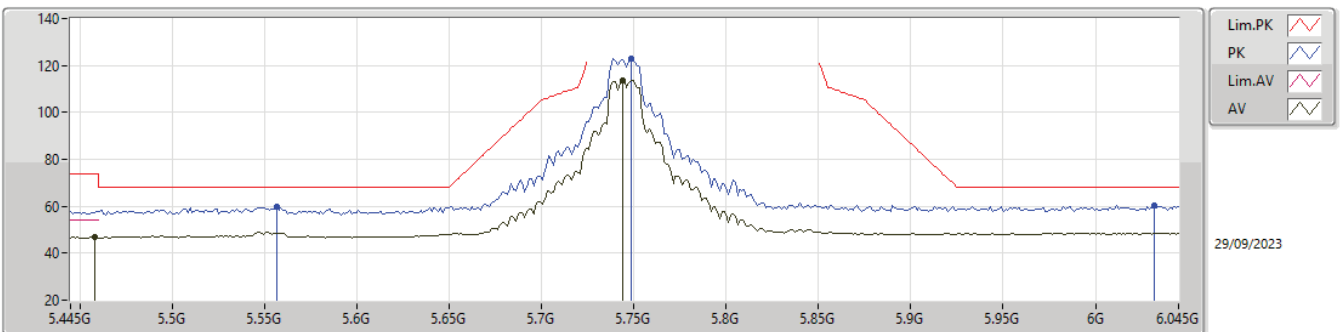
5745MHz_TX



Type	Freq (Hz)	Level (dBuV/m)	Limit (dBuV/m)	Margin (dB)	Factor (dB)	Dist (m)	Condition	Azimuth (°)	Height (m)	Raw (dBuV)	AF (dB)	CL (dB)	PA (dB)
AV	5.4582G	46.38	54.00	-7.62	5.49	3	Vertical	9	1.77	40.89	33.02	6.64	34.17
AV	5.7414G	113.89	Inf	-Inf	6.41	3	Vertical	9	1.77	107.48	33.75	6.86	34.20
PK	5.5506G	59.99	68.20	-8.21	5.55	3	Vertical	9	1.77	54.44	33.00	6.73	34.18
PK	5.7414G	122.78	Inf	-Inf	6.41	3	Vertical	9	1.77	116.37	33.75	6.86	34.20
PK	5.955G	59.75	68.20	-8.45	7.09	3	Vertical	9	1.77	52.66	34.28	7.03	34.22

5.725-5.85GHz_802.11a_Nss1,(6Mbps)_2TX

5745MHz_TX

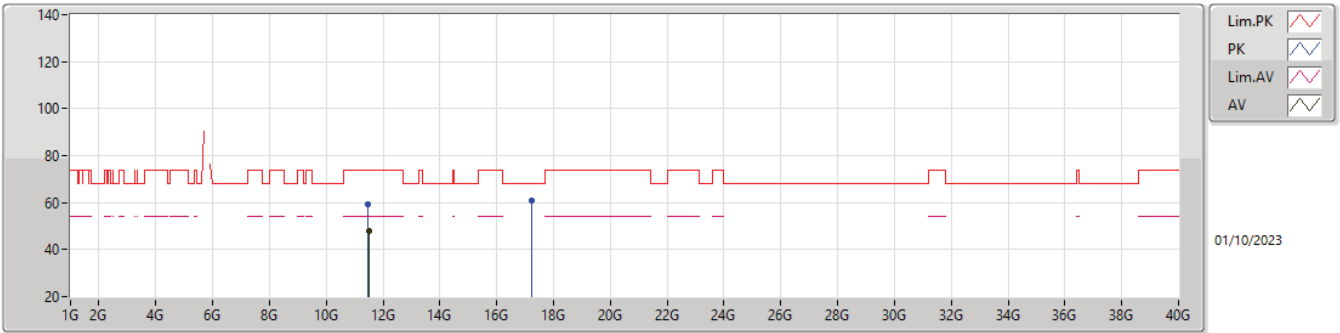


Type	Freq (Hz)	Level (dBuV/m)	Limit (dBuV/m)	Margin (dB)	Factor (dB)	Dist (m)	Condition	Azimuth (°)	Height (m)	Raw (dBuV)	AF (dB)	CL (dB)	PA (dB)
AV	5.4582G	46.76	54.00	-7.24	5.49	3	Horizontal	31	2.36	41.27	33.02	6.64	34.17
AV	5.7438G	113.69	Inf	-Inf	6.42	3	Horizontal	31	2.36	107.27	33.76	6.86	34.20
PK	5.5566G	59.62	68.20	-8.58	5.55	3	Horizontal	31	2.36	54.07	33.00	6.73	34.18
PK	5.7486G	122.92	Inf	-Inf	6.46	3	Horizontal	31	2.36	116.46	33.79	6.87	34.20
PK	6.0318G	60.58	68.20	-7.62	7.02	3	Horizontal	31	2.36	53.56	34.16	7.09	34.23



5.725-5.85GHz_802.11a_Nss1,(6Mbps)_2TX

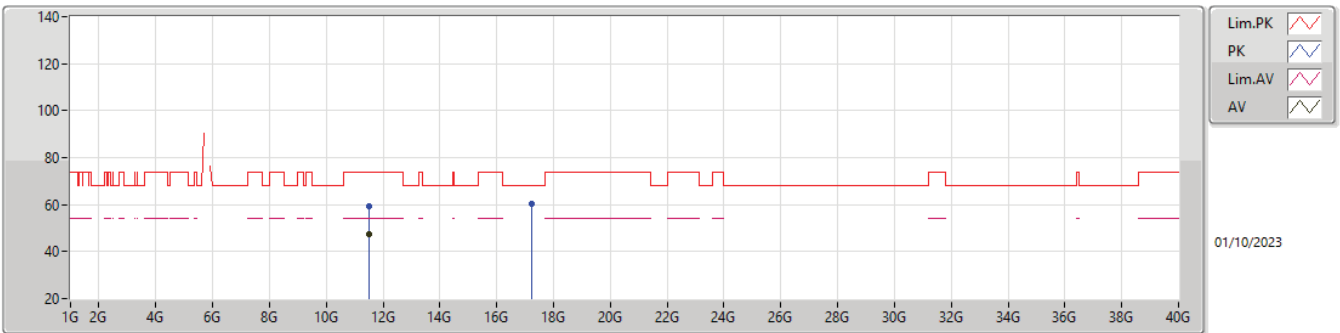
5745MHz_TX



Type	Freq (Hz)	Level (dBuV/m)	Limit (dBuV/m)	Margin (dB)	Factor (dB)	Dist (m)	Condition	Azimuth (°)	Height (m)	Raw (dBuV)	AF (dB)	CL (dB)	PA (dB)
AV	11.48814G	48.10	54.00	-5.90	16.19	3	Vertical	11	1.48	31.91	38.82	11.43	34.06
PK	11.48442G	59.30	74.00	-14.70	16.20	3	Vertical	11	1.48	43.10	38.83	11.43	34.06
PK	17.23284G	60.80	68.20	-7.40	17.52	3	Vertical	2	1.50	43.28	37.80	13.00	33.28

5.725-5.85GHz_802.11a_Nss1,(6Mbps)_2TX

5745MHz_TX

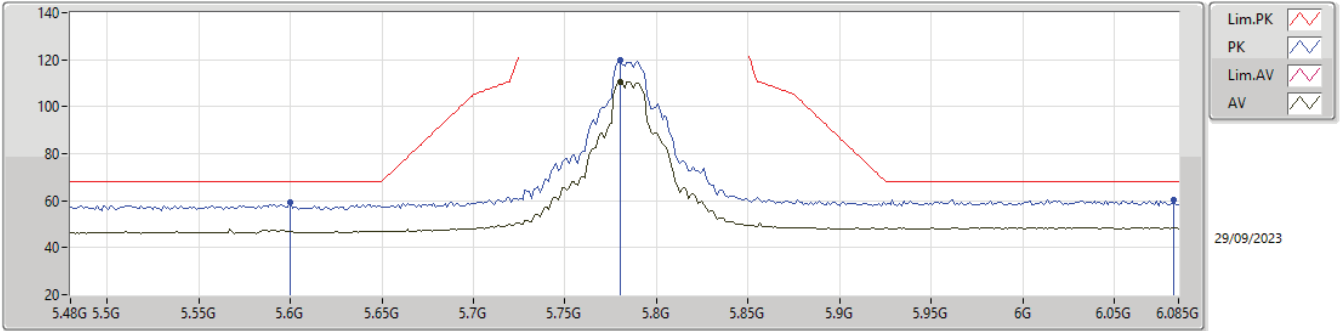


Type	Freq (Hz)	Level (dBuV/m)	Limit (dBuV/m)	Margin (dB)	Factor (dB)	Dist (m)	Condition	Azimuth (°)	Height (m)	Raw (dBuV)	AF (dB)	CL (dB)	PA (dB)
AV	11.49018G	47.17	54.00	-6.83	16.19	3	Horizontal	29	1.57	30.98	38.82	11.43	34.06
PK	11.4906G	59.40	74.00	-14.60	16.19	3	Horizontal	29	1.57	43.21	38.82	11.43	34.06
PK	17.2392G	60.37	68.20	-7.83	17.51	3	Horizontal	34	1.50	42.86	37.80	13.00	33.29



5.725-5.85GHz_802.11a_Nss1,(6Mbps)_2TX

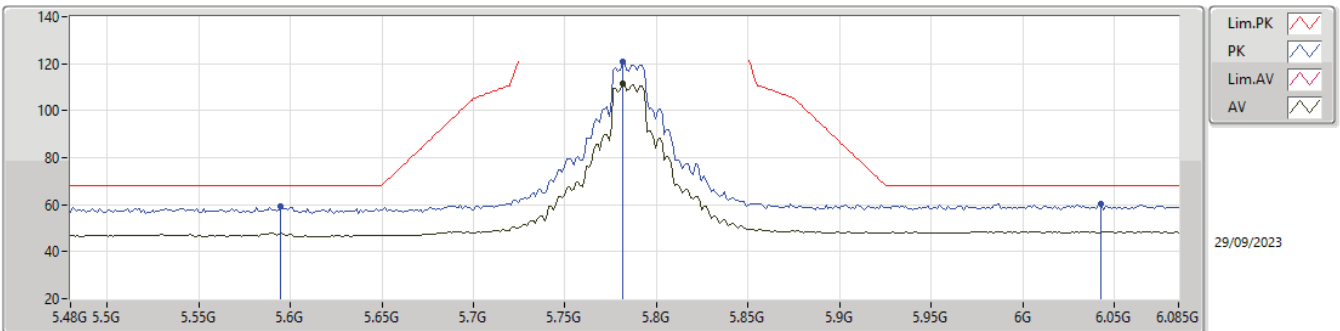
5785MHz_TX



Type	Freq (Hz)	Level (dBuV/m)	Limit (dBuV/m)	Margin (dB)	Factor (dB)	Dist (m)	Condition	Azimuth (°)	Height (m)	Raw (dBuV)	AF (dB)	CL (dB)	PA (dB)
AV	5.78008G	110.75	Inf	-Inf	6.67	3	Vertical	8	1.76	104.08	33.98	6.89	34.20
PK	5.59979G	59.09	68.20	-9.11	5.58	3	Vertical	8	1.76	53.51	33.00	6.77	34.19
PK	5.78008G	119.61	Inf	-Inf	6.67	3	Vertical	8	1.76	112.94	33.98	6.89	34.20
PK	6.08258G	60.29	68.20	-7.91	7.00	3	Vertical	8	1.76	53.29	34.13	7.11	34.24

5.725-5.85GHz_802.11a_Nss1,(6Mbps)_2TX

5785MHz_TX

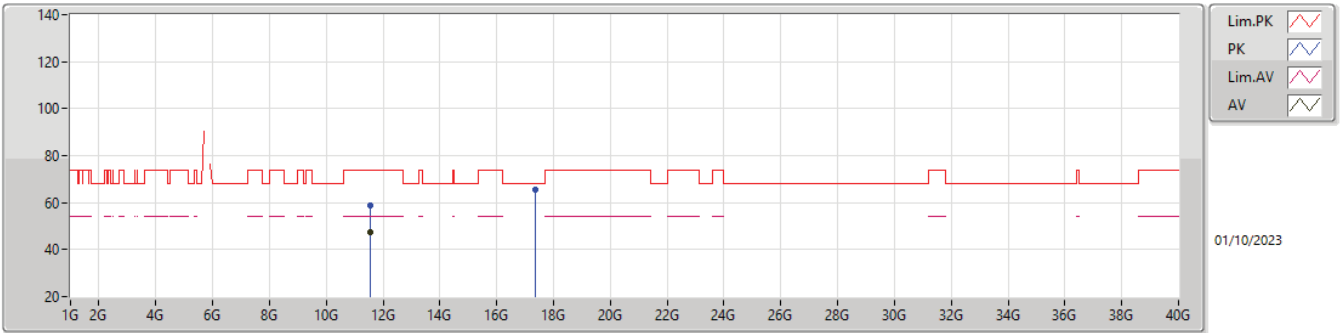


Type	Freq (Hz)	Level (dBuV/m)	Limit (dBuV/m)	Margin (dB)	Factor (dB)	Dist (m)	Condition	Azimuth (°)	Height (m)	Raw (dBuV)	AF (dB)	CL (dB)	PA (dB)
AV	5.78129G	111.34	Inf	-Inf	6.68	3	Horizontal	35	2.12	104.66	33.99	6.89	34.20
PK	5.59495G	59.22	68.20	-8.98	5.58	3	Horizontal	35	2.12	53.64	33.00	6.77	34.19
PK	5.78129G	120.81	Inf	-Inf	6.68	3	Horizontal	35	2.12	114.13	33.99	6.89	34.20
PK	6.04265G	60.13	68.20	-8.07	7.05	3	Horizontal	35	2.12	53.08	34.19	7.09	34.23



5.725-5.85GHz_802.11a_Nss1,(6Mbps)_2TX

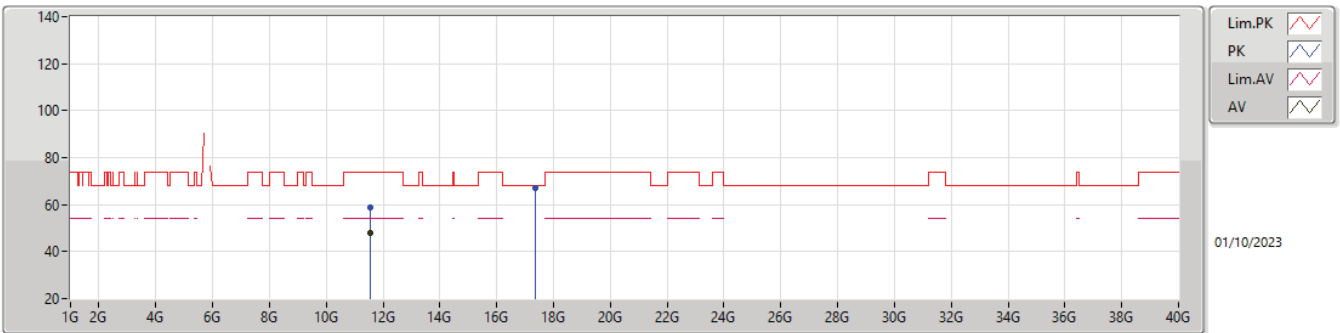
5785MHz_TX



Type	Freq (Hz)	Level (dBuV/m)	Limit (dBuV/m)	Margin (dB)	Factor (dB)	Dist (m)	Condition	Azimuth (°)	Height (m)	Raw (dBuV)	AF (dB)	CL (dB)	PA (dB)
AV	11.56982G	47.21	54.00	-6.79	15.92	3	Vertical	12	1.40	31.29	38.56	11.46	34.10
PK	11.56502G	58.64	74.00	-15.36	15.93	3	Vertical	12	1.40	42.71	38.57	11.46	34.10
PK	17.3511G	65.62	68.20	-2.58	17.83	3	Vertical	6	1.50	47.79	38.10	13.05	33.32

5.725-5.85GHz_802.11a_Nss1,(6Mbps)_2TX

5785MHz_TX

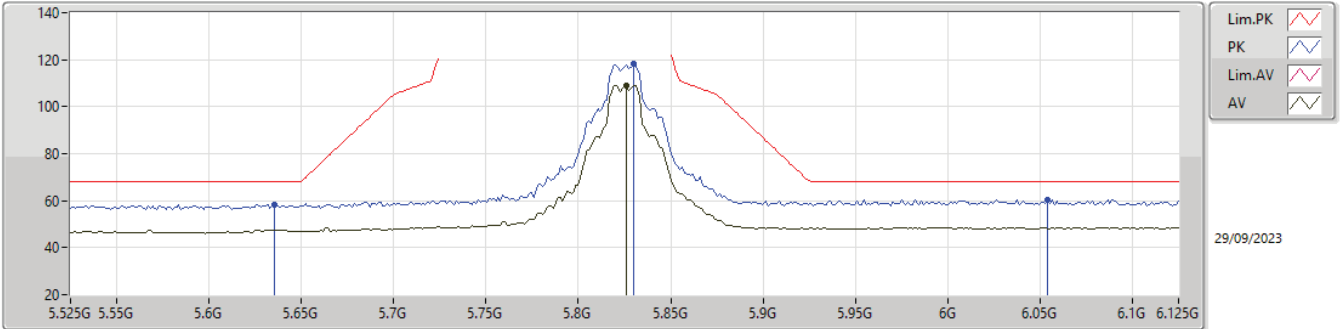


Type	Freq (Hz)	Level (dBuV/m)	Limit (dBuV/m)	Margin (dB)	Factor (dB)	Dist (m)	Condition	Azimuth (°)	Height (m)	Raw (dBuV)	AF (dB)	CL (dB)	PA (dB)
AV	11.56826G	48.12	54.00	-5.88	15.92	3	Horizontal	2	1.46	32.20	38.56	11.46	34.10
PK	11.56784G	58.89	74.00	-15.11	15.92	3	Horizontal	2	1.46	42.97	38.56	11.46	34.10
PK	17.36142G	66.88	68.20	-1.32	17.88	3	Horizontal	35	1.53	49.00	38.15	13.06	33.33



5.725-5.85GHz_802.11a_Nss1,(6Mbps)_2TX

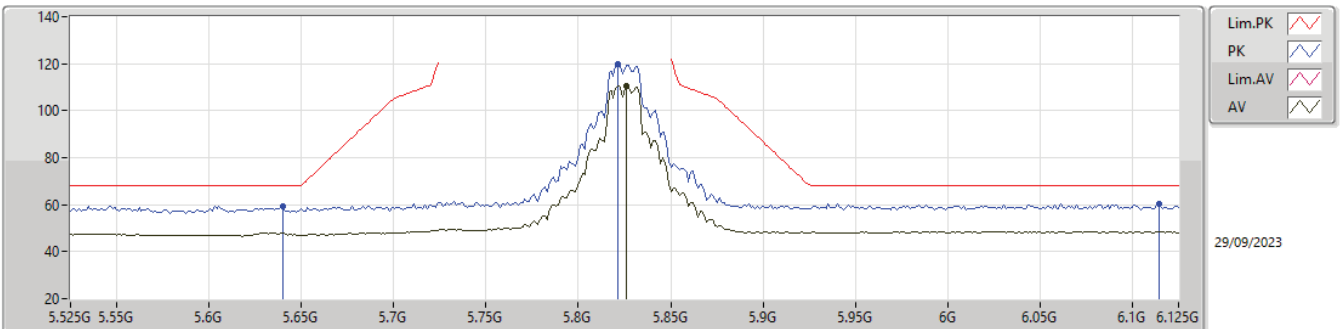
5825MHz_TX



Type	Freq (Hz)	Level (dBuV/m)	Limit (dBuV/m)	Margin (dB)	Factor (dB)	Dist (m)	Condition	Azimuth (°)	Height (m)	Raw (dBuV)	AF (dB)	CL (dB)	PA (dB)
AV	5.8262G	109.19	Inf	-Inf	6.86	3	Vertical	10	1.69	102.33	34.15	6.92	34.21
PK	5.6354G	58.50	68.20	-9.70	5.67	3	Vertical	10	1.69	52.83	33.07	6.79	34.19
PK	5.8298G	118.04	Inf	-Inf	6.88	3	Vertical	10	1.69	111.16	34.16	6.93	34.21
PK	6.0542G	60.56	68.20	-7.64	7.06	3	Vertical	10	1.69	53.50	34.19	7.10	34.23

5.725-5.85GHz_802.11a_Nss1,(6Mbps)_2TX

5825MHz_TX

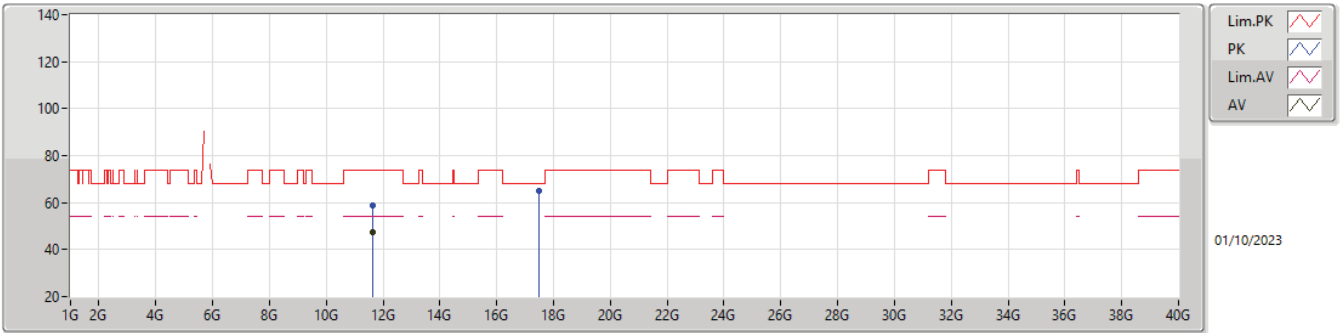


Type	Freq (Hz)	Level (dBuV/m)	Limit (dBuV/m)	Margin (dB)	Factor (dB)	Dist (m)	Condition	Azimuth (°)	Height (m)	Raw (dBuV)	AF (dB)	CL (dB)	PA (dB)
AV	5.8262G	110.52	Inf	-Inf	6.86	3	Horizontal	34	2.21	103.66	34.15	6.92	34.21
PK	5.6402G	59.38	68.20	-8.82	5.69	3	Horizontal	34	2.21	53.69	33.08	6.80	34.19
PK	5.8214G	119.98	Inf	-Inf	6.85	3	Horizontal	34	2.21	113.13	34.14	6.92	34.21
PK	6.1142G	60.26	68.20	-7.94	7.01	3	Horizontal	34	2.21	53.25	34.13	7.13	34.25



5.725-5.85GHz_802.11a_Nss1,(6Mbps)_2TX

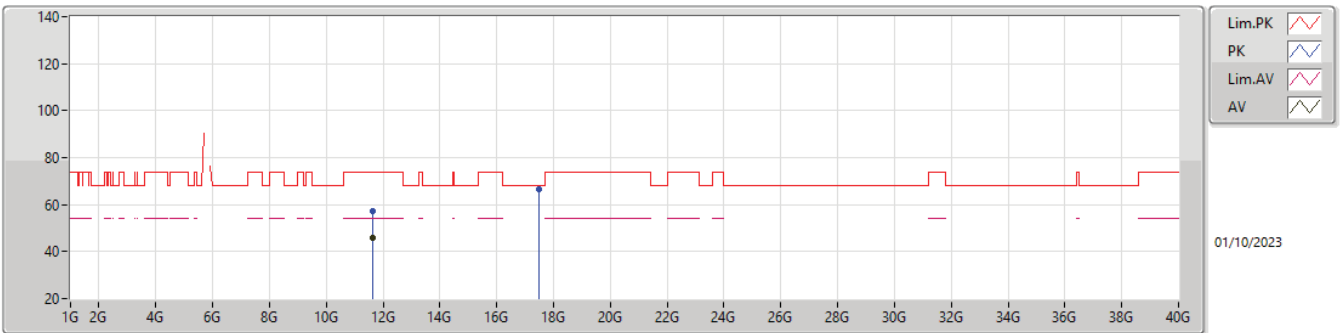
5825MHz_TX



Type	Freq (Hz)	Level (dBuV/m)	Limit (dBuV/m)	Margin (dB)	Factor (dB)	Dist (m)	Condition	Azimuth (°)	Height (m)	Raw (dBuV)	AF (dB)	CL (dB)	PA (dB)
AV	11.6521G	47.61	54.00	-6.39	15.64	3	Vertical	47	1.50	31.97	38.30	11.49	34.15
PK	11.65228G	58.88	74.00	-15.12	15.64	3	Vertical	47	1.50	43.24	38.30	11.49	34.15
PK	17.47308G	64.94	68.20	-3.26	18.15	3	Vertical	6	1.50	46.79	38.40	13.11	33.36

5.725-5.85GHz_802.11a_Nss1,(6Mbps)_2TX

5825MHz_TX

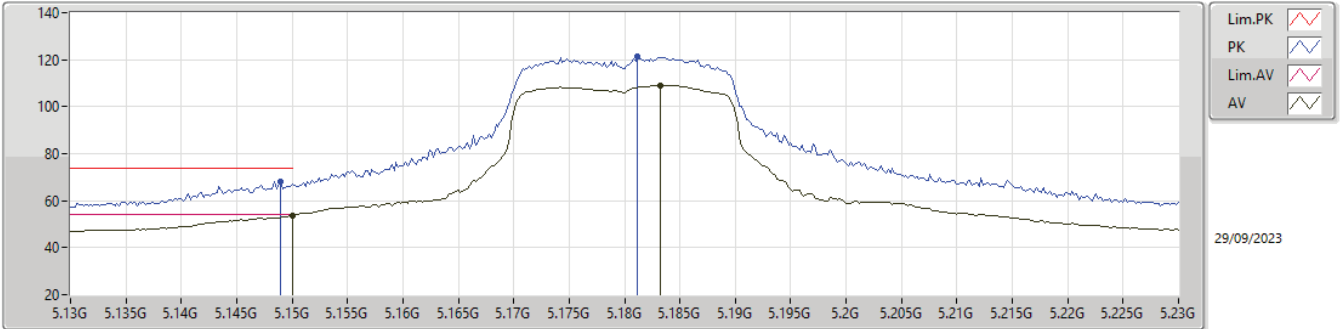


Type	Freq (Hz)	Level (dBuV/m)	Limit (dBuV/m)	Margin (dB)	Factor (dB)	Dist (m)	Condition	Azimuth (°)	Height (m)	Raw (dBuV)	AF (dB)	CL (dB)	PA (dB)
AV	11.64802G	46.08	54.00	-7.92	15.65	3	Horizontal	52	1.56	30.43	38.31	11.49	34.15
PK	11.65288G	57.10	74.00	-16.90	15.65	3	Horizontal	52	1.56	41.45	38.31	11.49	34.15
PK	17.47908G	66.67	68.20	-1.53	18.15	3	Horizontal	34	1.54	48.52	38.40	13.11	33.36



5.15-5.25GHz_802.11ax_HEW20_Nss1,(MCS0)_2TX

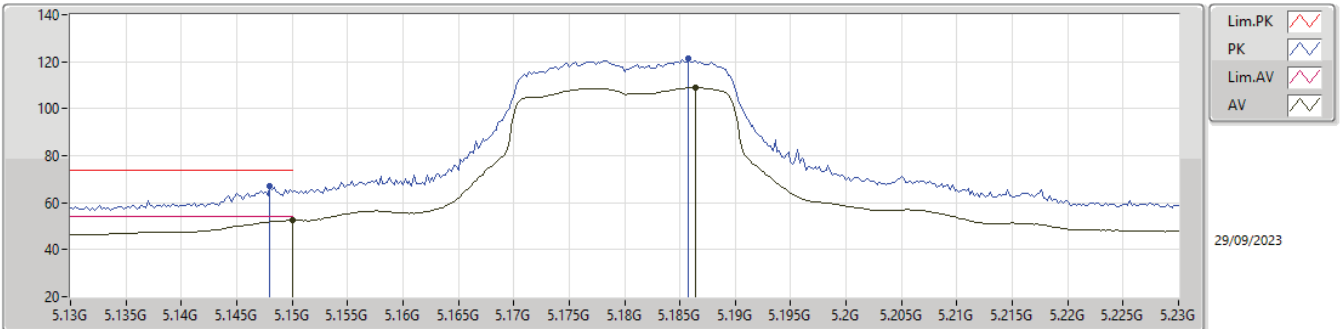
5180MHz_TX



Type	Freq (Hz)	Level (dBuV/m)	Limit (dBuV/m)	Margin (dB)	Factor (dB)	Dist (m)	Condition	Azimuth (°)	Height (m)	Raw (dBuV)	AF (dB)	CL (dB)	PA (dB)
AV	5.15G	53.86	54.00	-0.14	5.27	3	Vertical	32	2.36	48.59	33.00	6.41	34.14
AV	5.1832G	109.03	Inf	-Inf	5.37	3	Vertical	32	2.36	103.66	33.07	6.44	34.14
PK	5.149G	67.92	74.00	-6.08	5.27	3	Vertical	32	2.36	62.65	33.00	6.41	34.14
PK	5.1812G	121.44	Inf	-Inf	5.36	3	Vertical	32	2.36	116.08	33.06	6.44	34.14

5.15-5.25GHz_802.11ax_HEW20_Nss1,(MCS0)_2TX

5180MHz_TX

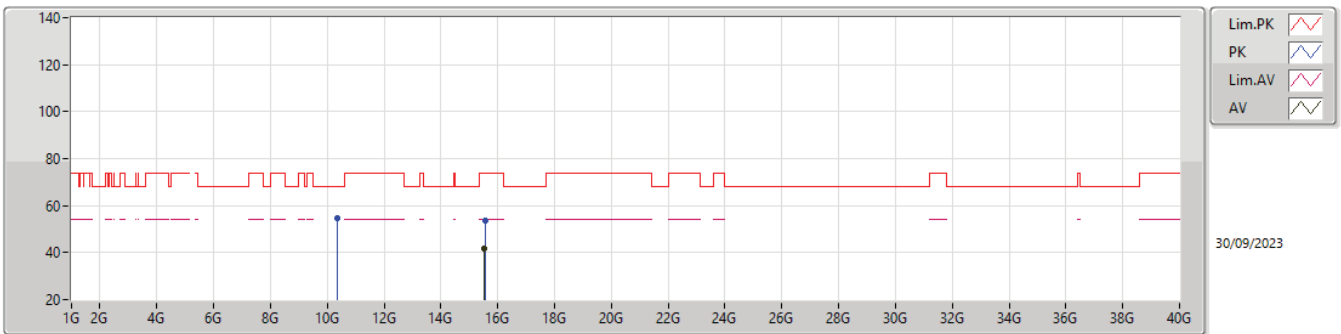


Type	Freq (Hz)	Level (dBuV/m)	Limit (dBuV/m)	Margin (dB)	Factor (dB)	Dist (m)	Condition	Azimuth (°)	Height (m)	Raw (dBuV)	AF (dB)	CL (dB)	PA (dB)
AV	5.15G	52.47	54.00	-1.53	5.27	3	Horizontal	17	1.46	47.20	33.00	6.41	34.14
AV	5.1864G	108.85	Inf	-Inf	5.37	3	Horizontal	17	1.46	103.48	33.07	6.44	34.14
PK	5.148G	66.92	74.00	-7.08	5.27	3	Horizontal	17	1.46	61.65	33.00	6.41	34.14
PK	5.1858G	121.24	Inf	-Inf	5.37	3	Horizontal	17	1.46	115.87	33.07	6.44	34.14



5.15-5.25GHz_802.11ax HEW20_Nss1,(MCS0)_2TX

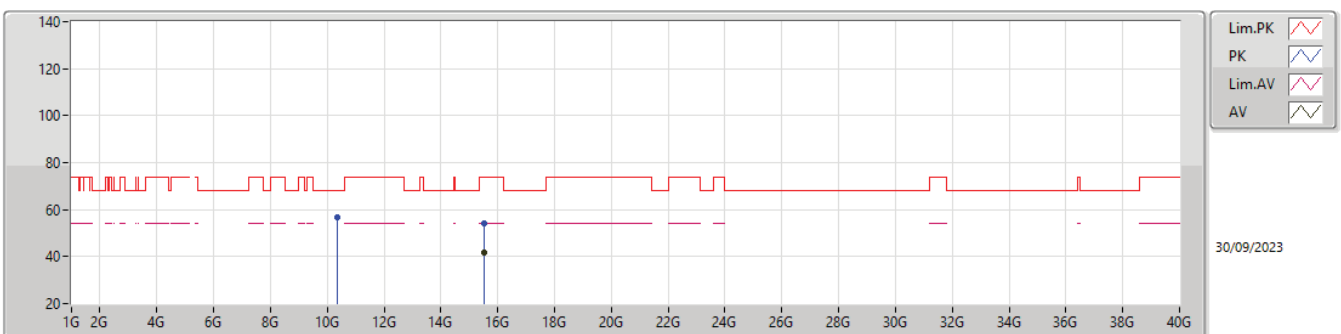
5180MHz_TX



Type	Freq (Hz)	Level (dBuV/m)	Limit (dBuV/m)	Margin (dB)	Factor (dB)	Dist (m)	Condition	Azimuth (°)	Height (m)	Raw (dBuV)	AF (dB)	CL (dB)	PA (dB)
AV	15.53574G	41.66	54.00	-12.34	15.92	3	Vertical	350	1.50	25.74	38.09	12.15	34.32
PK	10.36618G	54.75	68.20	-13.45	15.20	3	Vertical	9	1.63	39.55	38.80	11.02	34.62
PK	15.54852G	53.39	74.00	-20.61	15.84	3	Vertical	350	1.50	37.55	38.01	12.16	34.33

5.15-5.25GHz_802.11ax HEW20_Nss1,(MCS0)_2TX

5180MHz_TX

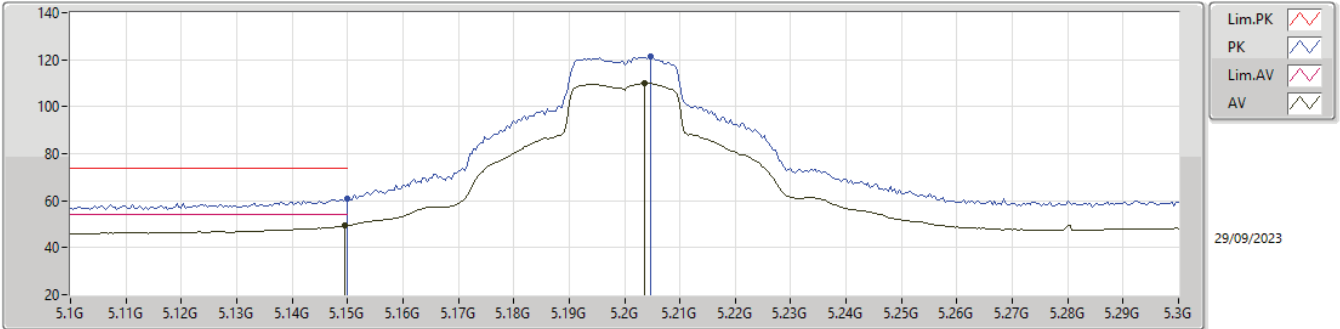


Type	Freq (Hz)	Level (dBuV/m)	Limit (dBuV/m)	Margin (dB)	Factor (dB)	Dist (m)	Condition	Azimuth (°)	Height (m)	Raw (dBuV)	AF (dB)	CL (dB)	PA (dB)
AV	15.54336G	41.65	54.00	-12.35	15.88	3	Horizontal	360	1.50	25.77	38.04	12.16	34.32
PK	10.3624G	56.69	68.20	-11.51	15.18	3	Horizontal	55	2.90	41.51	38.80	11.01	34.63
PK	15.54018G	54.22	74.00	-19.78	15.89	3	Horizontal	360	1.50	38.33	38.06	12.15	34.32



5.15-5.25GHz_802.11ax HEW20_Nss1,(MCS0)_2TX

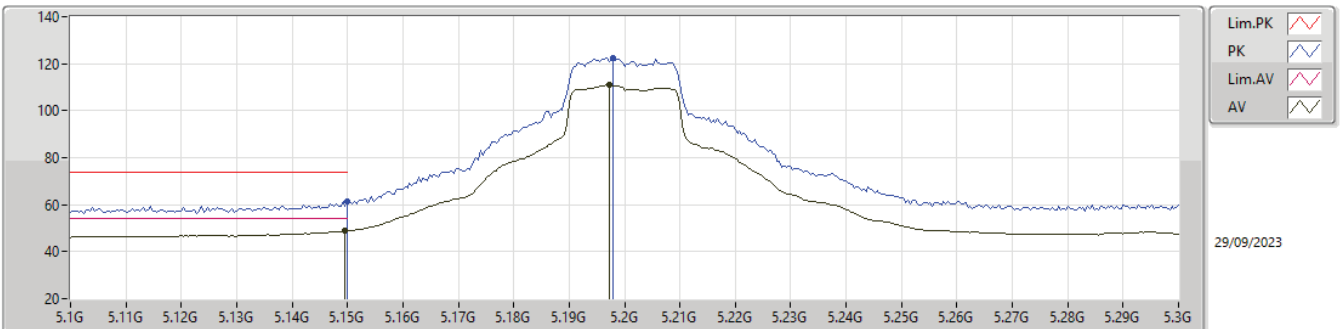
5200MHz_TX



Type	Freq (Hz)	Level (dBuV/m)	Limit (dBuV/m)	Margin (dB)	Factor (dB)	Dist (m)	Condition	Azimuth (°)	Height (m)	Raw (dBuV)	AF (dB)	CL (dB)	PA (dB)
AV	5.1496G	49.31	54.00	-4.69	5.27	3	Vertical	31	2.19	44.04	33.00	6.41	34.14
AV	5.2036G	110.03	Inf	-Inf	5.40	3	Vertical	31	2.19	104.63	33.09	6.45	34.14
PK	5.15G	61.04	74.00	-12.96	5.27	3	Vertical	31	2.19	55.77	33.00	6.41	34.14
PK	5.2048G	121.34	Inf	-Inf	5.40	3	Vertical	31	2.19	115.94	33.09	6.45	34.14

5.15-5.25GHz_802.11ax HEW20_Nss1,(MCS0)_2TX

5200MHz_TX

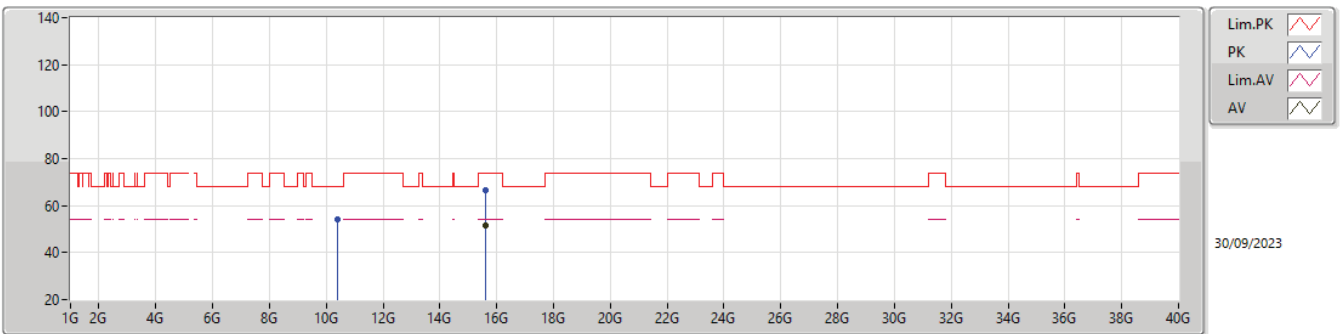


Type	Freq (Hz)	Level (dBuV/m)	Limit (dBuV/m)	Margin (dB)	Factor (dB)	Dist (m)	Condition	Azimuth (°)	Height (m)	Raw (dBuV)	AF (dB)	CL (dB)	PA (dB)
AV	5.1496G	48.90	54.00	-5.10	5.27	3	Horizontal	14	1.85	43.63	33.00	6.41	34.14
AV	5.1972G	110.87	Inf	-Inf	5.40	3	Horizontal	14	1.85	105.47	33.09	6.45	34.14
PK	5.15G	61.42	74.00	-12.58	5.27	3	Horizontal	14	1.85	56.15	33.00	6.41	34.14
PK	5.198G	122.41	Inf	-Inf	5.41	3	Horizontal	14	1.85	117.00	33.10	6.45	34.14



5.15-5.25GHz_802.11ax HEW20_Nss1,(MCS0)_2TX

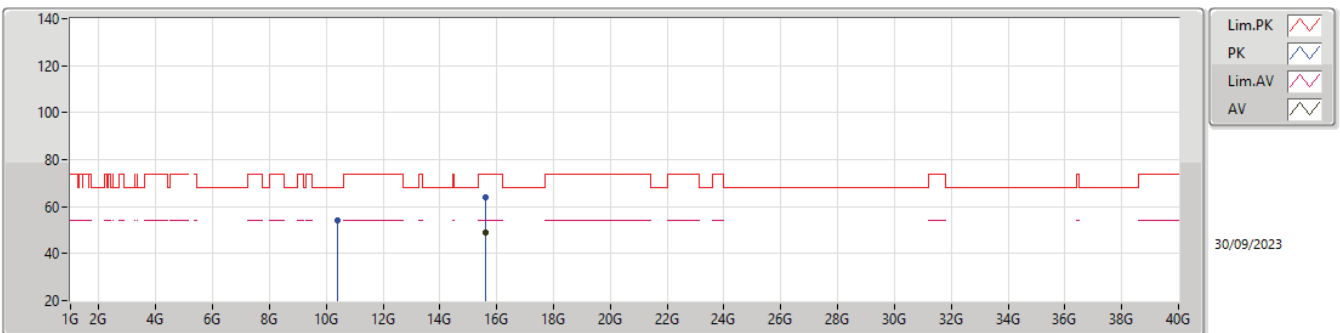
5200MHz_TX



Type	Freq (Hz)	Level (dBuV/m)	Limit (dBuV/m)	Margin (dB)	Factor (dB)	Dist (m)	Condition	Azimuth (°)	Height (m)	Raw (dBuV)	AF (dB)	CL (dB)	PA (dB)
AV	15.59838G	51.65	54.00	-2.35	15.82	3	Vertical	25	1.56	35.83	38.00	12.19	34.37
PK	10.39634G	53.91	68.20	-14.29	15.23	3	Vertical	6	1.58	38.68	38.80	11.03	34.60
PK	15.60024G	66.37	74.00	-7.63	15.82	3	Vertical	25	1.56	50.55	38.00	12.19	34.37

5.15-5.25GHz_802.11ax HEW20_Nss1,(MCS0)_2TX

5200MHz_TX

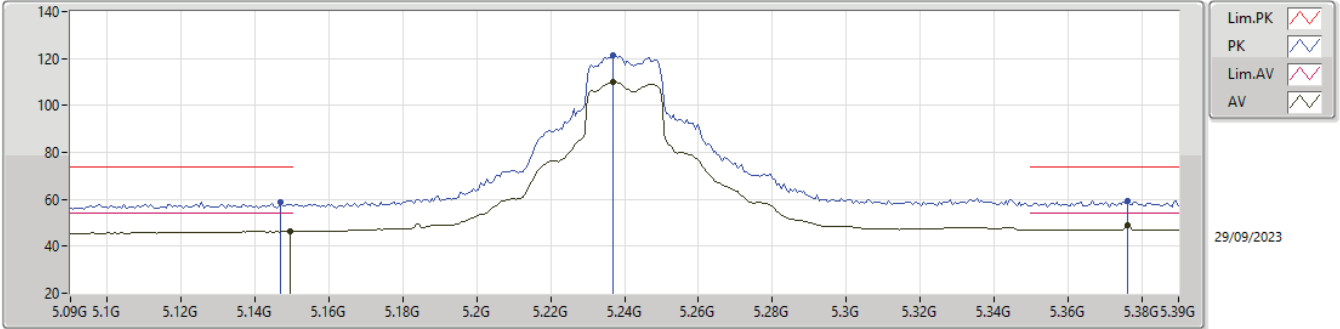


Type	Freq (Hz)	Level (dBuV/m)	Limit (dBuV/m)	Margin (dB)	Factor (dB)	Dist (m)	Condition	Azimuth (°)	Height (m)	Raw (dBuV)	AF (dB)	CL (dB)	PA (dB)
AV	15.59808G	49.04	54.00	-4.96	15.82	3	Horizontal	56	1.50	33.22	38.00	12.19	34.37
PK	10.40558G	54.26	68.20	-13.94	15.24	3	Horizontal	60	1.12	39.02	38.80	11.03	34.59
PK	15.5982G	64.06	74.00	-9.94	15.82	3	Horizontal	56	1.50	48.24	38.00	12.19	34.37



5.15-5.25GHz_802.11ax HEW20_Nss1,(MCS0)_2TX

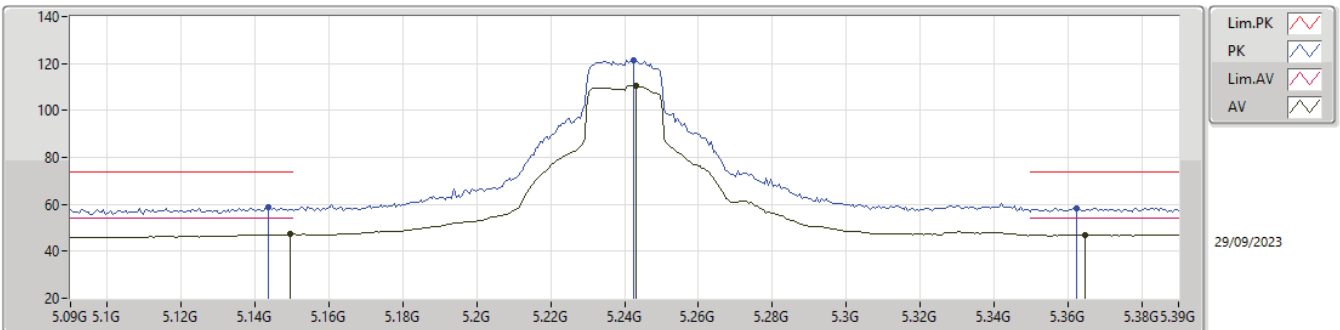
5240MHz_TX



Type	Freq (Hz)	Level (dBuV/m)	Limit (dBuV/m)	Margin (dB)	Factor (dB)	Dist (m)	Condition	Azimuth (°)	Height (m)	Raw (dBuV)	AF (dB)	CL (dB)	PA (dB)
AV	5.1494G	46.45	54.00	-7.55	5.27	3	Vertical	30	1.65	41.18	33.00	6.41	34.14
AV	5.237G	109.98	Inf	-Inf	5.36	3	Vertical	30	1.65	104.62	33.03	6.48	34.15
AV	5.3762G	48.92	54.00	-5.08	5.40	3	Vertical	30	1.65	43.52	33.00	6.57	34.17
PK	5.147G	58.80	74.00	-15.20	5.28	3	Vertical	30	1.65	53.52	33.01	6.41	34.14
PK	5.237G	121.50	Inf	-Inf	5.36	3	Vertical	30	1.65	116.14	33.03	6.48	34.15
PK	5.3762G	59.31	74.00	-14.69	5.40	3	Vertical	30	1.65	53.91	33.00	6.57	34.17

5.15-5.25GHz_802.11ax HEW20_Nss1,(MCS0)_2TX

5240MHz_TX

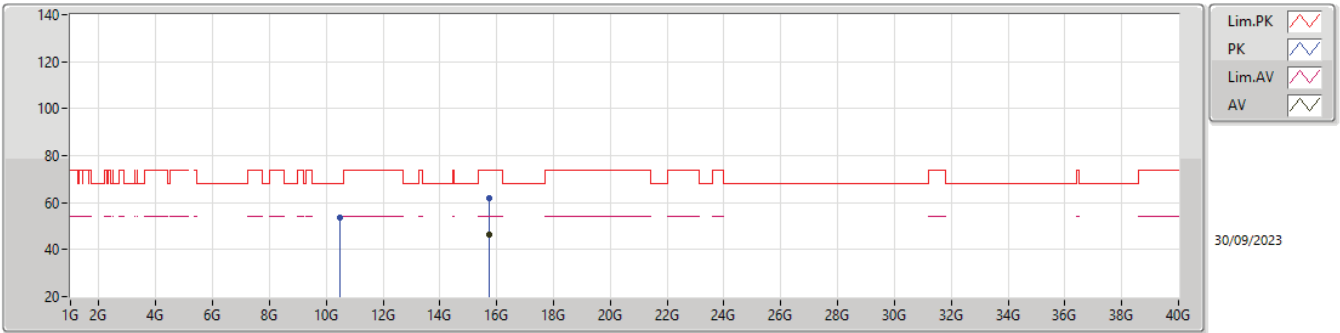


Type	Freq (Hz)	Level (dBuV/m)	Limit (dBuV/m)	Margin (dB)	Factor (dB)	Dist (m)	Condition	Azimuth (°)	Height (m)	Raw (dBuV)	AF (dB)	CL (dB)	PA (dB)
AV	5.1494G	47.17	54.00	-6.83	5.27	3	Horizontal	15	1.84	41.90	33.00	6.41	34.14
AV	5.243G	110.53	Inf	-Inf	5.34	3	Horizontal	15	1.84	105.19	33.01	6.48	34.15
AV	5.3648G	46.90	54.00	-7.10	5.41	3	Horizontal	15	1.84	41.49	33.00	6.57	34.16
PK	5.1434G	58.79	74.00	-15.21	5.28	3	Horizontal	15	1.84	53.51	33.01	6.41	34.14
PK	5.2424G	121.63	Inf	-Inf	5.35	3	Horizontal	15	1.84	116.28	33.02	6.48	34.15
PK	5.3624G	58.49	74.00	-15.51	5.40	3	Horizontal	15	1.84	53.09	33.00	6.56	34.16



5.15-5.25GHz_802.11ax HEW20_Nss1,(MCS0)_2TX

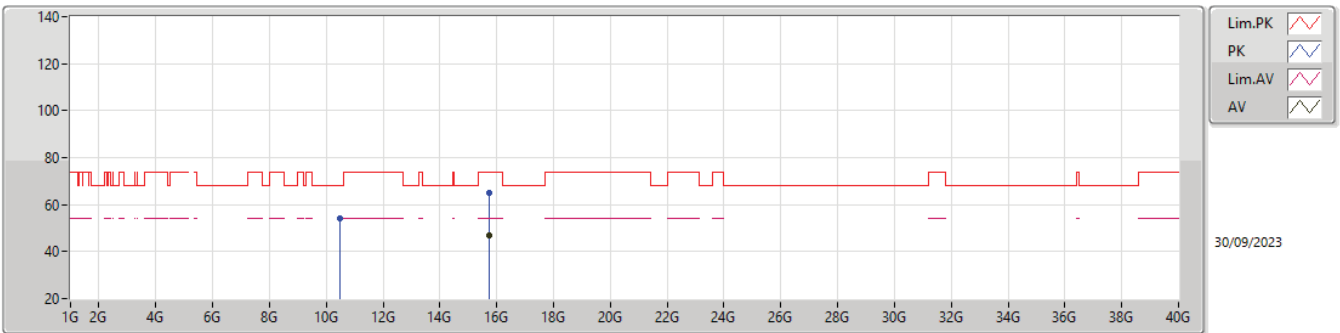
5240MHz_TX



Type	Freq (Hz)	Level (dBuV/m)	Limit (dBuV/m)	Margin (dB)	Factor (dB)	Dist (m)	Condition	Azimuth (°)	Height (m)	Raw (dBuV)	AF (dB)	CL (dB)	PA (dB)
AV	15.72228G	46.16	54.00	-7.84	16.01	3	Vertical	25	1.56	30.15	38.20	12.27	34.46
PK	10.48438G	53.54	68.20	-14.66	15.34	3	Vertical	40	1.11	38.20	38.80	11.06	34.52
PK	15.72276G	62.14	74.00	-11.86	16.01	3	Vertical	25	1.56	46.13	38.20	12.27	34.46

5.15-5.25GHz_802.11ax HEW20_Nss1,(MCS0)_2TX

5240MHz_TX

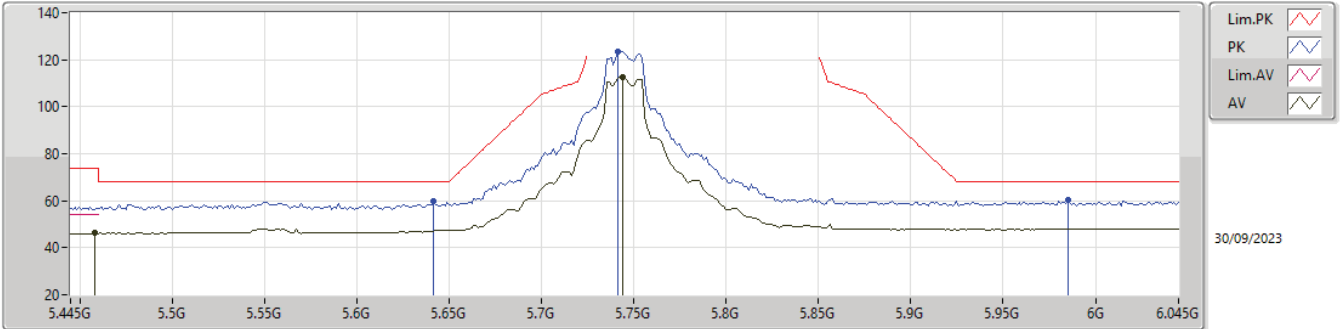


Type	Freq (Hz)	Level (dBuV/m)	Limit (dBuV/m)	Margin (dB)	Factor (dB)	Dist (m)	Condition	Azimuth (°)	Height (m)	Raw (dBuV)	AF (dB)	CL (dB)	PA (dB)
AV	15.7215G	46.83	54.00	-7.17	16.01	3	Horizontal	55	1.64	30.82	38.20	12.27	34.46
PK	10.48192G	53.94	68.20	-14.26	15.33	3	Horizontal	64	1.82	38.61	38.80	11.06	34.53
PK	15.7227G	64.75	74.00	-9.25	16.01	3	Horizontal	55	1.64	48.74	38.20	12.27	34.46



5.725-5.85GHz_802.11ax HEW20_Nss1,(MCS0)_2TX

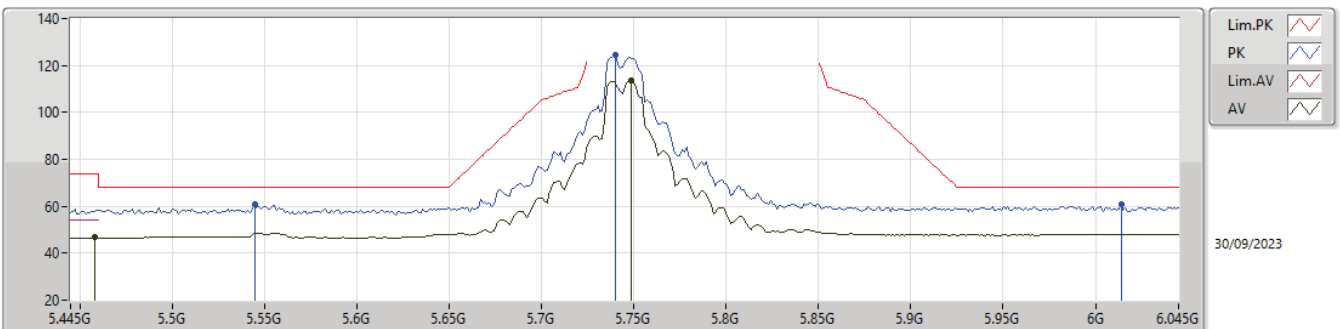
5745MHz_TX



Type	Freq (Hz)	Level (dBuV/m)	Limit (dBuV/m)	Margin (dB)	Factor (dB)	Dist (m)	Condition	Azimuth (°)	Height (m)	Raw (dBuV)	AF (dB)	CL (dB)	PA (dB)
AV	5.4582G	46.15	54.00	-7.85	5.49	3	Vertical	11	1.77	40.66	33.02	6.64	34.17
AV	5.7438G	112.77	Inf	-Inf	6.42	3	Vertical	11	1.77	106.35	33.76	6.86	34.20
PK	5.6418G	59.57	68.20	-8.63	5.69	3	Vertical	11	1.77	53.88	33.08	6.80	34.19
PK	5.7414G	123.55	Inf	-Inf	6.41	3	Vertical	11	1.77	117.14	33.75	6.86	34.20
PK	5.985G	60.47	68.20	-7.73	7.00	3	Vertical	11	1.77	53.47	34.16	7.06	34.22

5.725-5.85GHz_802.11ax HEW20_Nss1,(MCS0)_2TX

5745MHz_TX

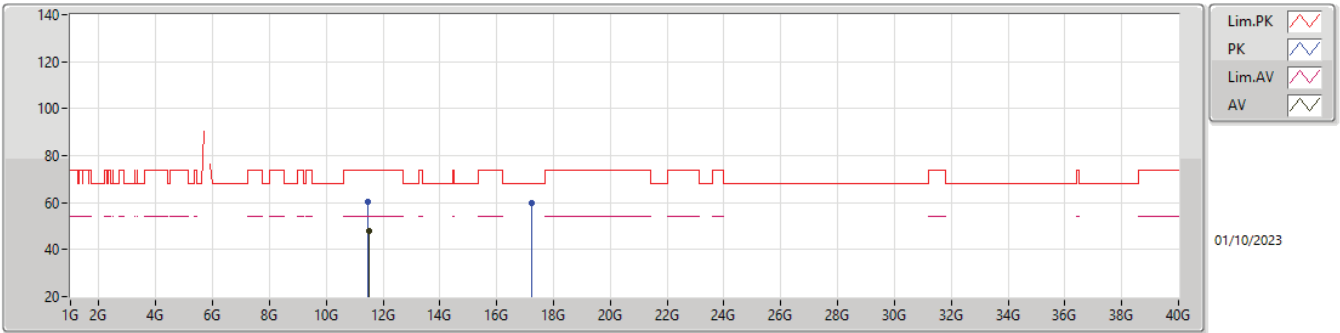


Type	Freq (Hz)	Level (dBuV/m)	Limit (dBuV/m)	Margin (dB)	Factor (dB)	Dist (m)	Condition	Azimuth (°)	Height (m)	Raw (dBuV)	AF (dB)	CL (dB)	PA (dB)
AV	5.4582G	46.72	54.00	-7.28	5.49	3	Horizontal	31	2.25	41.23	33.02	6.64	34.17
AV	5.7486G	113.45	Inf	-Inf	6.46	3	Horizontal	31	2.25	106.99	33.79	6.87	34.20
PK	5.5446G	60.77	68.20	-7.43	5.55	3	Horizontal	31	2.25	55.22	33.01	6.72	34.18
PK	5.7402G	124.32	Inf	-Inf	6.40	3	Horizontal	31	2.25	117.92	33.74	6.86	34.20
PK	6.0138G	60.71	68.20	-7.49	6.99	3	Horizontal	31	2.25	53.72	34.13	7.08	34.22



5.725-5.85GHz_802.11ax HEW20_Nss1,(MCS0)_2TX

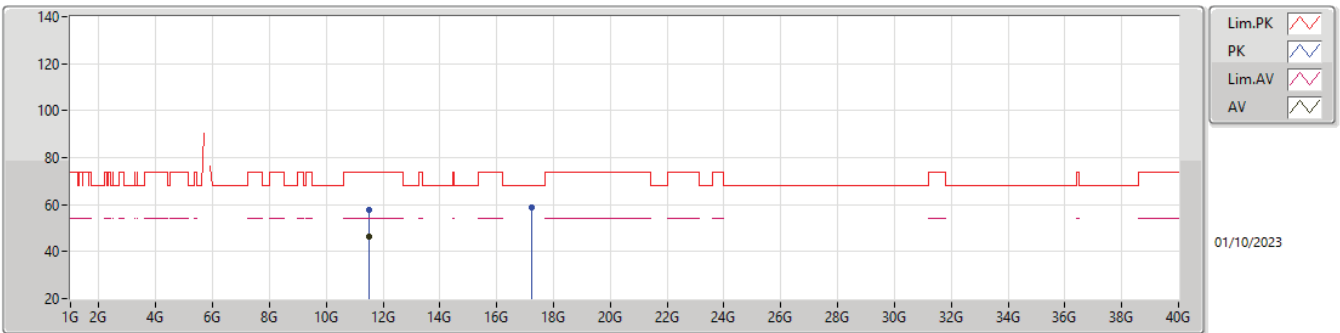
5745MHz_TX



Type	Freq (Hz)	Level (dBuV/m)	Limit (dBuV/m)	Margin (dB)	Factor (dB)	Dist (m)	Condition	Azimuth (°)	Height (m)	Raw (dBuV)	AF (dB)	CL (dB)	PA (dB)
AV	11.4945G	47.71	54.00	-6.29	16.18	3	Vertical	12	1.84	31.53	38.81	11.43	34.06
PK	11.48634G	60.38	74.00	-13.62	16.20	3	Vertical	12	1.84	44.18	38.83	11.43	34.06
PK	17.24352G	59.82	68.20	-8.38	17.52	3	Vertical	2	1.49	42.30	37.80	13.01	33.29

5.725-5.85GHz_802.11ax HEW20_Nss1,(MCS0)_2TX

5745MHz_TX

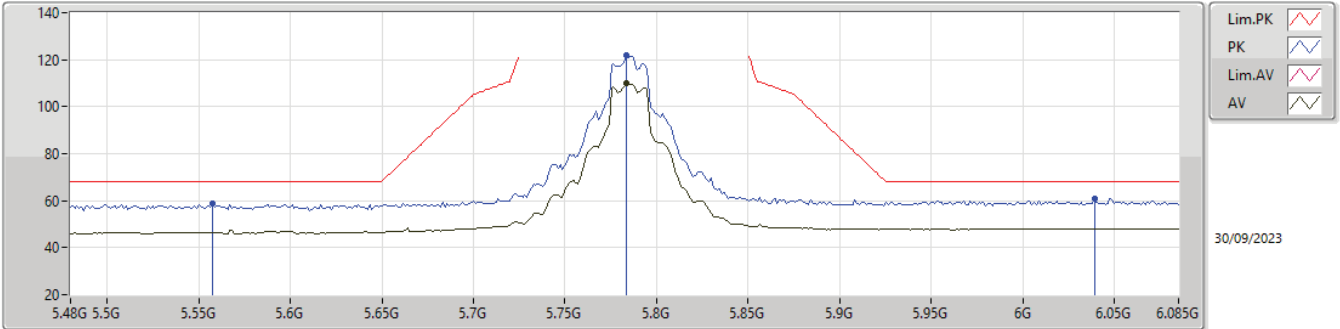


Type	Freq (Hz)	Level (dBuV/m)	Limit (dBuV/m)	Margin (dB)	Factor (dB)	Dist (m)	Condition	Azimuth (°)	Height (m)	Raw (dBuV)	AF (dB)	CL (dB)	PA (dB)
AV	11.49186G	46.55	54.00	-7.45	16.19	3	Horizontal	31	1.48	30.36	38.82	11.43	34.06
PK	11.50086G	57.72	74.00	-16.28	16.18	3	Horizontal	31	1.48	41.54	38.80	11.44	34.06
PK	17.2266G	59.03	68.20	-9.17	17.52	3	Horizontal	34	1.49	41.51	37.80	13.00	33.28



5.725-5.85GHz_802.11ax HEW20_Nss1,(MCS0)_2TX

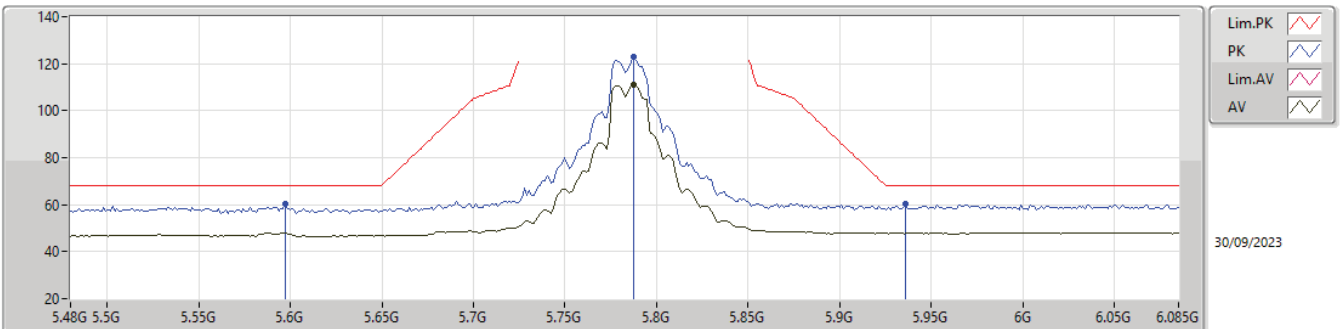
5785MHz_TX



Type	Freq (Hz)	Level (dBuV/m)	Limit (dBuV/m)	Margin (dB)	Factor (dB)	Dist (m)	Condition	Azimuth (°)	Height (m)	Raw (dBuV)	AF (dB)	CL (dB)	PA (dB)
AV	5.78371G	109.83	Inf	-Inf	6.69	3	Vertical	10	1.76	103.14	34.00	6.89	34.20
PK	5.55744G	58.58	68.20	-9.62	5.55	3	Vertical	10	1.76	53.03	33.00	6.73	34.18
PK	5.78371G	121.70	Inf	-Inf	6.69	3	Vertical	10	1.76	115.01	34.00	6.89	34.20
PK	6.03902G	60.88	68.20	-7.32	7.04	3	Vertical	10	1.76	53.84	34.18	7.09	34.23

5.725-5.85GHz_802.11ax HEW20_Nss1,(MCS0)_2TX

5785MHz_TX

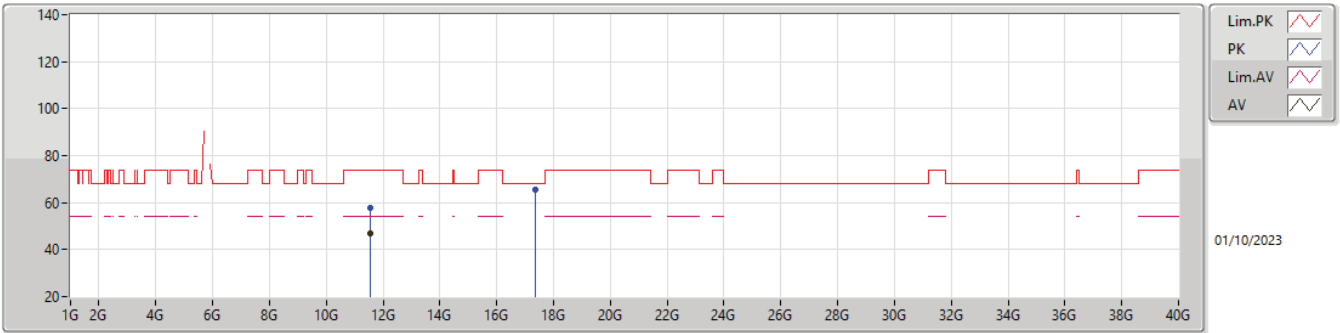


Type	Freq (Hz)	Level (dBuV/m)	Limit (dBuV/m)	Margin (dB)	Factor (dB)	Dist (m)	Condition	Azimuth (°)	Height (m)	Raw (dBuV)	AF (dB)	CL (dB)	PA (dB)
AV	5.78734G	110.95	Inf	-Inf	6.71	3	Horizontal	35	2.43	104.24	34.02	6.89	34.20
PK	5.59737G	60.43	68.20	-7.77	5.58	3	Horizontal	35	2.43	54.85	33.00	6.77	34.19
PK	5.78734G	122.78	Inf	-Inf	6.71	3	Horizontal	35	2.43	116.07	34.02	6.89	34.20
PK	5.93617G	60.48	68.20	-7.72	7.14	3	Horizontal	35	2.43	53.34	34.33	7.02	34.21



5.725-5.85GHz_802.11ax HEW20_Nss1,(MCS0)_2TX

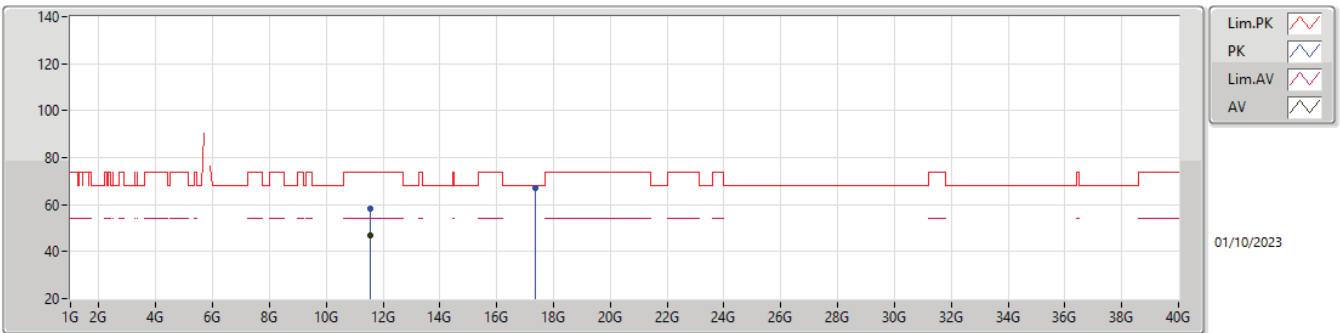
5785MHz_TX



Type	Freq (Hz)	Level (dBuV/m)	Limit (dBuV/m)	Margin (dB)	Factor (dB)	Dist (m)	Condition	Azimuth (°)	Height (m)	Raw (dBuV)	AF (dB)	CL (dB)	PA (dB)
AV	11.56928G	46.69	54.00	-7.31	15.92	3	Vertical	12	1.42	30.77	38.56	11.46	34.10
PK	11.56736G	57.99	74.00	-16.01	15.93	3	Vertical	12	1.42	42.06	38.57	11.46	34.10
PK	17.35116G	65.44	68.20	-2.76	17.83	3	Vertical	6	1.50	47.61	38.10	13.05	33.32

5.725-5.85GHz_802.11ax HEW20_Nss1,(MCS0)_2TX

5785MHz_TX

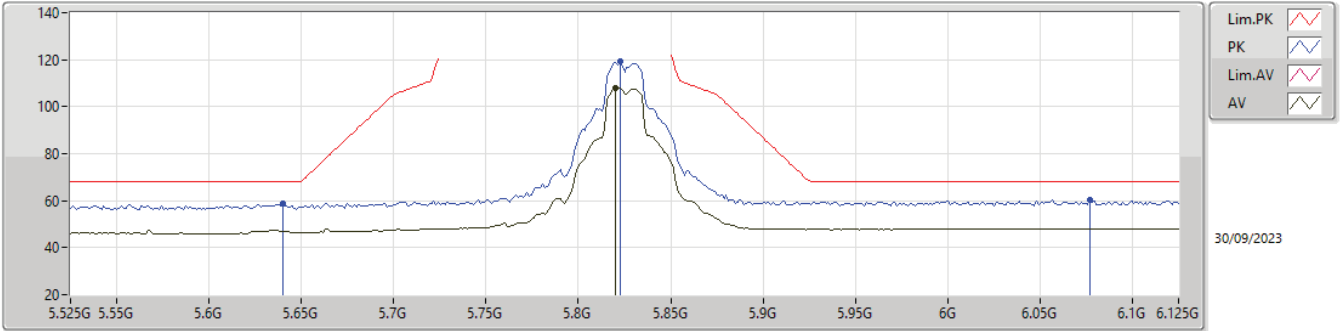


Type	Freq (Hz)	Level (dBuV/m)	Limit (dBuV/m)	Margin (dB)	Factor (dB)	Dist (m)	Condition	Azimuth (°)	Height (m)	Raw (dBuV)	AF (dB)	CL (dB)	PA (dB)
AV	11.5682G	47.15	54.00	-6.85	15.92	3	Horizontal	4	1.40	31.23	38.56	11.46	34.10
PK	11.5682G	58.51	74.00	-15.49	15.92	3	Horizontal	4	1.40	42.59	38.56	11.46	34.10
PK	17.36184G	67.04	68.20	-1.16	17.88	3	Horizontal	34	1.52	49.16	38.15	13.06	33.33



5.725-5.85GHz_802.11ax HEW20_Nss1,(MCS0)_2TX

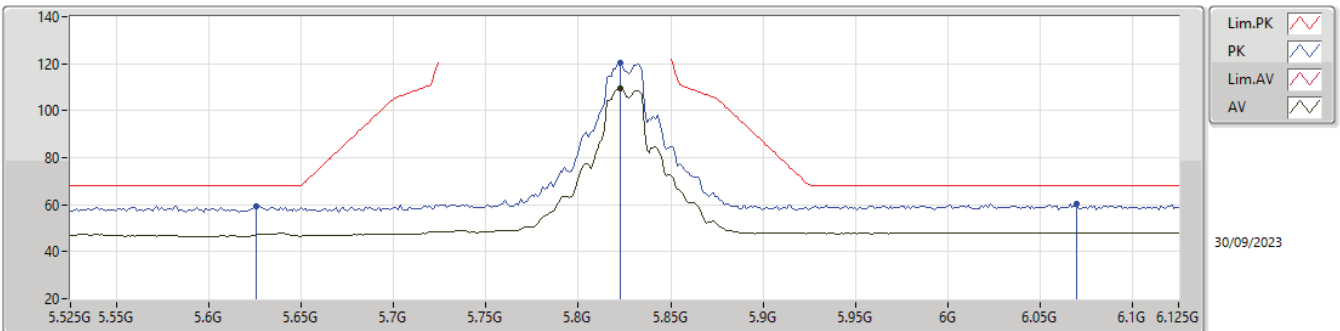
5825MHz_TX



Type	Freq (Hz)	Level (dBuV/m)	Limit (dBuV/m)	Margin (dB)	Factor (dB)	Dist (m)	Condition	Azimuth (°)	Height (m)	Raw (dBuV)	AF (dB)	CL (dB)	PA (dB)
AV	5.8202G	108.09	Inf	-Inf	6.85	3	Vertical	10	1.80	101.24	34.14	6.92	34.21
PK	5.6402G	58.69	68.20	-9.51	5.69	3	Vertical	10	1.80	53.00	33.08	6.80	34.19
PK	5.8226G	119.50	Inf	-Inf	6.86	3	Vertical	10	1.80	112.64	34.15	6.92	34.21
PK	6.077G	60.33	68.20	-7.87	7.02	3	Vertical	10	1.80	53.31	34.15	7.11	34.24

5.725-5.85GHz_802.11ax HEW20_Nss1,(MCS0)_2TX

5825MHz_TX

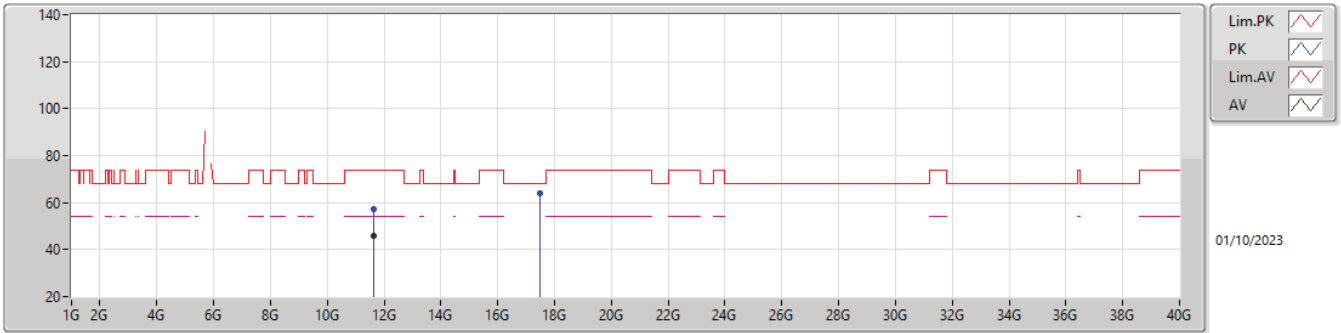


Type	Freq (Hz)	Level (dBuV/m)	Limit (dBuV/m)	Margin (dB)	Factor (dB)	Dist (m)	Condition	Azimuth (°)	Height (m)	Raw (dBuV)	AF (dB)	CL (dB)	PA (dB)
AV	5.8226G	109.37	Inf	-Inf	6.86	3	Horizontal	16	2.21	102.51	34.15	6.92	34.21
PK	5.6258G	59.39	68.20	-8.81	5.65	3	Horizontal	16	2.21	53.74	33.05	6.79	34.19
PK	5.8226G	120.17	Inf	-Inf	6.86	3	Horizontal	16	2.21	113.31	34.15	6.92	34.21
PK	6.0698G	60.40	68.20	-7.80	7.02	3	Horizontal	16	2.21	53.38	34.16	7.10	34.24



5.725-5.85GHz_802.11ax HEW20_Nss1,(MCS0)_2TX

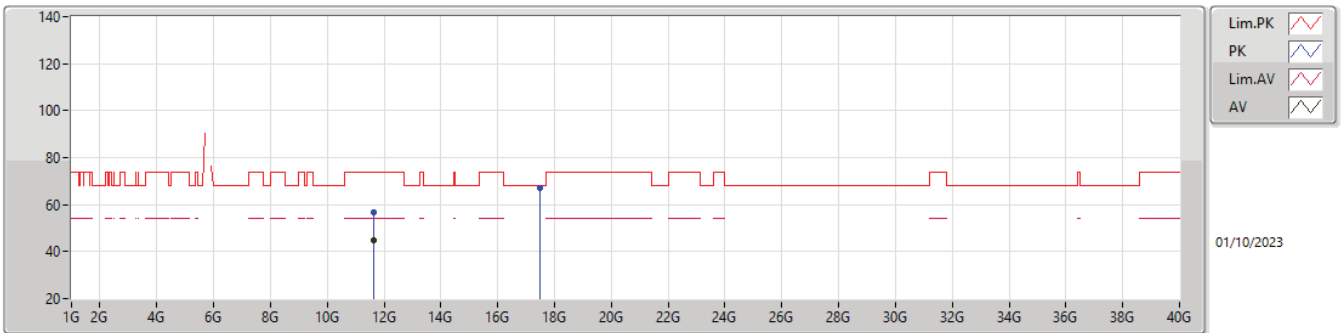
5825MHz_TX



Type	Freq (Hz)	Level (dBuV/m)	Limit (dBuV/m)	Margin (dB)	Factor (dB)	Dist (m)	Condition	Azimuth (°)	Height (m)	Raw (dBuV)	AF (dB)	CL (dB)	PA (dB)
AV	11.65432G	45.75	54.00	-8.25	15.64	3	Vertical	48	1.49	30.11	38.31	11.49	34.16
PK	11.64448G	57.45	74.00	-16.55	15.66	3	Vertical	48	1.49	41.79	38.32	11.49	34.15
PK	17.4726G	63.96	68.20	-4.24	18.15	3	Vertical	7	1.50	45.81	38.40	13.11	33.36

5.725-5.85GHz_802.11ax HEW20_Nss1,(MCS0)_2TX

5825MHz_TX

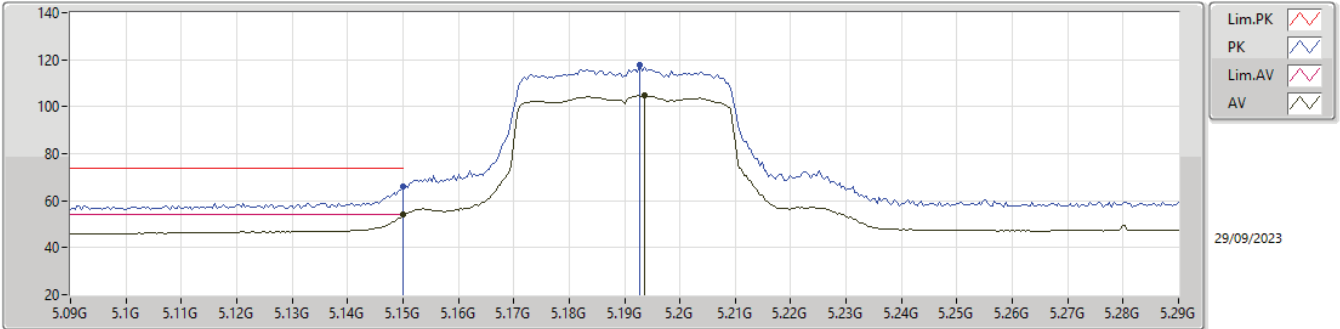


Type	Freq (Hz)	Level (dBuV/m)	Limit (dBuV/m)	Margin (dB)	Factor (dB)	Dist (m)	Condition	Azimuth (°)	Height (m)	Raw (dBuV)	AF (dB)	CL (dB)	PA (dB)
AV	11.647G	45.01	54.00	-8.99	15.65	3	Horizontal	3	1.50	29.36	38.31	11.49	34.15
PK	11.64784G	56.70	74.00	-17.30	15.65	3	Horizontal	3	1.50	41.05	38.31	11.49	34.15
PK	17.48334G	67.15	68.20	-1.05	18.15	3	Horizontal	34	1.57	49.00	38.40	13.11	33.36



5.15-5.25GHz_802.11ax_HEW40_Nss1,(MCS0)_2TX

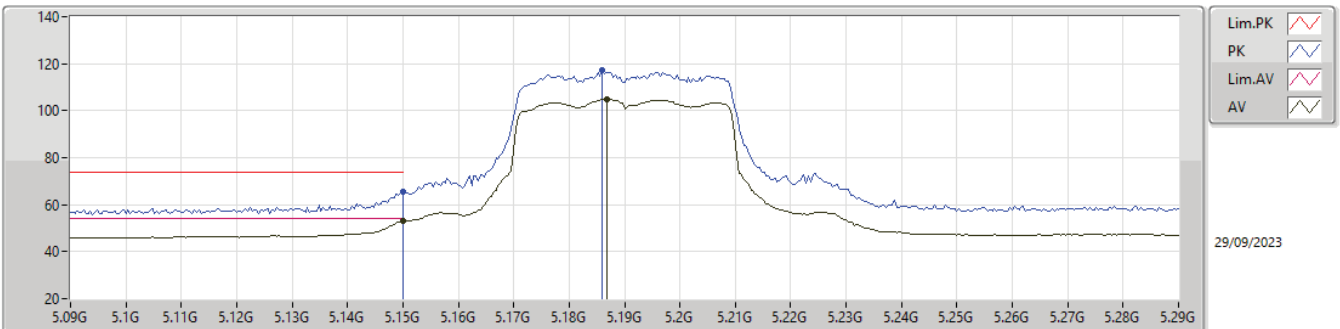
5190MHz_TX



Type	Freq (Hz)	Level (dBuV/m)	Limit (dBuV/m)	Margin (dB)	Factor (dB)	Dist (m)	Condition	Azimuth (°)	Height (m)	Raw (dBuV)	AF (dB)	CL (dB)	PA (dB)
AV	5.15G	53.94	54.00	-0.06	5.27	3	Vertical	26	2.13	48.67	33.00	6.41	34.14
AV	5.1936G	104.71	Inf	-Inf	5.40	3	Vertical	26	2.13	99.31	33.09	6.45	34.14
PK	5.15G	65.78	74.00	-8.22	5.27	3	Vertical	26	2.13	60.51	33.00	6.41	34.14
PK	5.1928G	117.61	Inf	-Inf	5.39	3	Vertical	26	2.13	112.22	33.09	6.44	34.14

5.15-5.25GHz_802.11ax_HEW40_Nss1,(MCS0)_2TX

5190MHz_TX

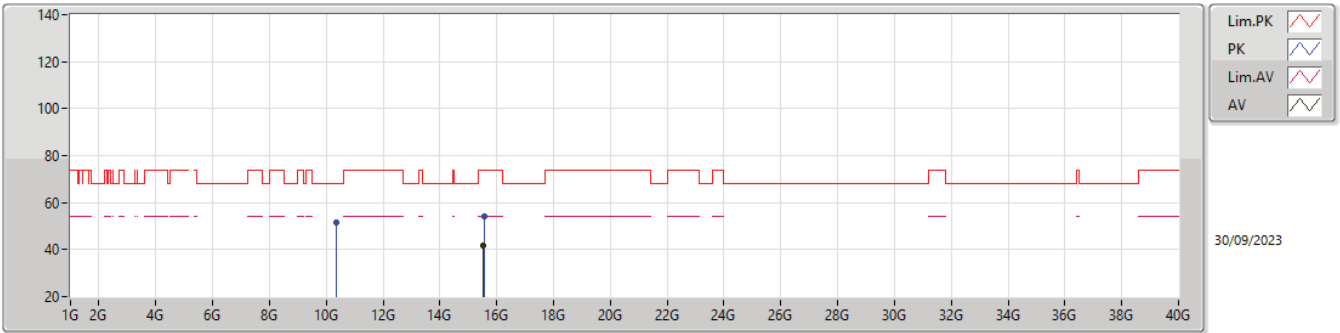


Type	Freq (Hz)	Level (dBuV/m)	Limit (dBuV/m)	Margin (dB)	Factor (dB)	Dist (m)	Condition	Azimuth (°)	Height (m)	Raw (dBuV)	AF (dB)	CL (dB)	PA (dB)
AV	5.15G	52.92	54.00	-1.08	5.27	3	Horizontal	17	1.46	47.65	33.00	6.41	34.14
AV	5.1868G	104.79	Inf	-Inf	5.37	3	Horizontal	17	1.46	99.42	33.07	6.44	34.14
PK	5.15G	65.70	74.00	-8.30	5.27	3	Horizontal	17	1.46	60.43	33.00	6.41	34.14
PK	5.186G	117.43	Inf	-Inf	5.37	3	Horizontal	17	1.46	112.06	33.07	6.44	34.14



5.15-5.25GHz_802.11ax HEW40_Nss1,(MCS0)_2TX

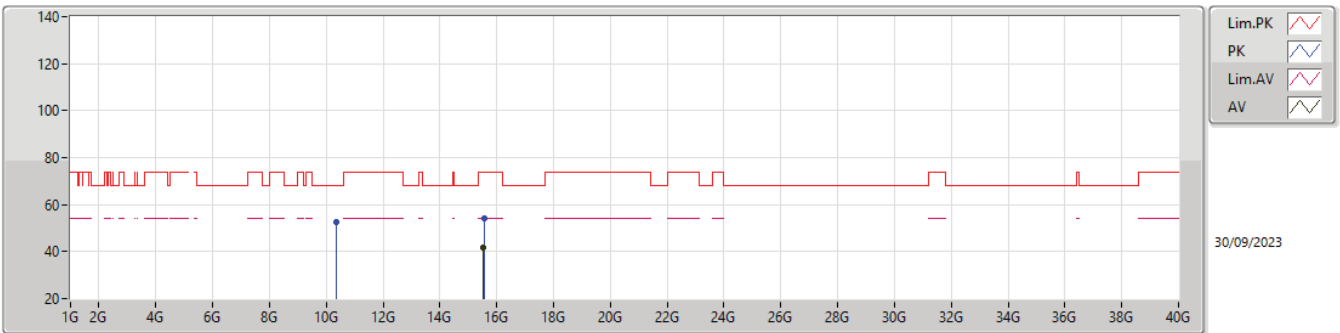
5190MHz_TX



Type	Freq (Hz)	Level (dBuV/m)	Limit (dBuV/m)	Margin (dB)	Factor (dB)	Dist (m)	Condition	Azimuth (°)	Height (m)	Raw (dBuV)	AF (dB)	CL (dB)	PA (dB)
AV	15.54192G	41.65	54.00	-12.35	15.89	3	Vertical	150	1.05	25.76	38.05	12.16	34.32
PK	10.36836G	51.73	68.20	-16.47	15.20	3	Vertical	349	1.50	36.53	38.80	11.02	34.62
PK	15.55776G	54.26	74.00	-19.74	15.83	3	Vertical	150	1.05	38.43	38.00	12.17	34.34

5.15-5.25GHz_802.11ax HEW40_Nss1,(MCS0)_2TX

5190MHz_TX

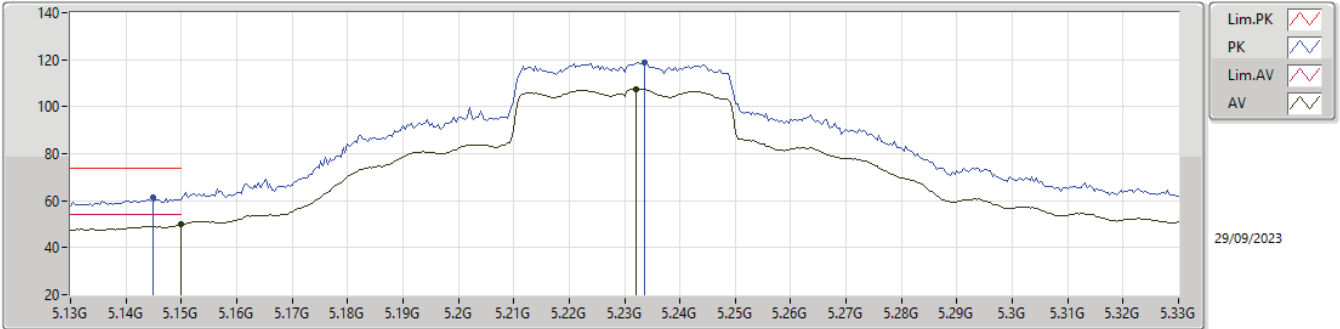


Type	Freq (Hz)	Level (dBuV/m)	Limit (dBuV/m)	Margin (dB)	Factor (dB)	Dist (m)	Condition	Azimuth (°)	Height (m)	Raw (dBuV)	AF (dB)	CL (dB)	PA (dB)
AV	15.54072G	41.52	54.00	-12.48	15.90	3	Horizontal	64	1.50	25.62	38.06	12.16	34.32
PK	10.3692G	52.73	68.20	-15.47	15.20	3	Horizontal	321	1.80	37.53	38.80	11.02	34.62
PK	15.5736G	54.14	74.00	-19.86	15.83	3	Horizontal	64	1.50	38.31	38.00	12.18	34.35



5.15-5.25GHz_802.11ax HEW40_Nss1,(MCS0)_2TX

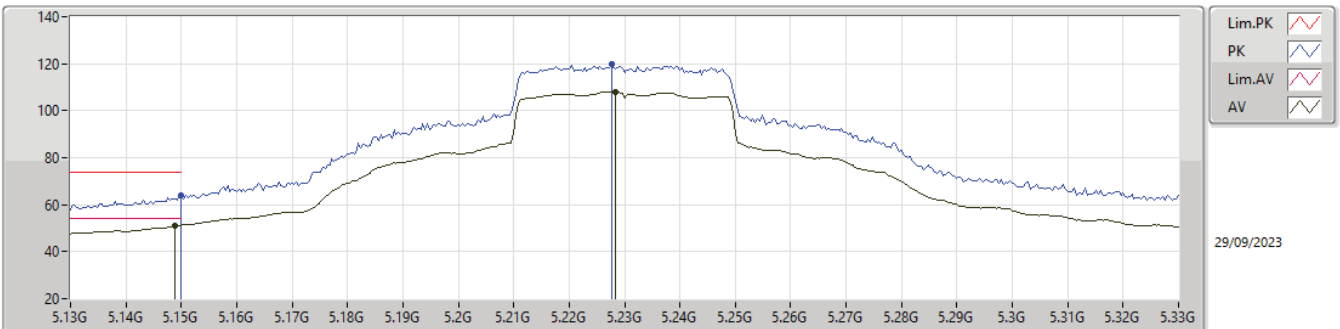
5230MHz_TX



Type	Freq (Hz)	Level (dBuV/m)	Limit (dBuV/m)	Margin (dB)	Factor (dB)	Dist (m)	Condition	Azimuth (°)	Height (m)	Raw (dBuV)	AF (dB)	CL (dB)	PA (dB)
AV	5.15G	49.84	54.00	-4.16	5.27	3	Vertical	28	1.76	44.57	33.00	6.41	34.14
AV	5.232G	107.53	Inf	-Inf	5.36	3	Vertical	28	1.76	102.17	33.04	6.47	34.15
PK	5.1448G	61.13	74.00	-12.87	5.28	3	Vertical	28	1.76	55.85	33.01	6.41	34.14
PK	5.2336G	118.79	Inf	-Inf	5.35	3	Vertical	28	1.76	113.44	33.03	6.47	34.15

5.15-5.25GHz_802.11ax HEW40_Nss1,(MCS0)_2TX

5230MHz_TX

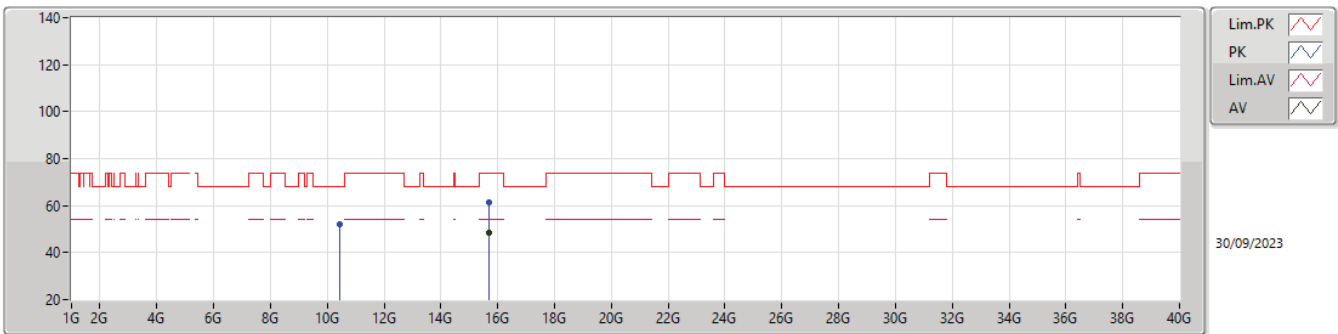


Type	Freq (Hz)	Level (dBuV/m)	Limit (dBuV/m)	Margin (dB)	Factor (dB)	Dist (m)	Condition	Azimuth (°)	Height (m)	Raw (dBuV)	AF (dB)	CL (dB)	PA (dB)
AV	5.1488G	51.04	54.00	-2.96	5.27	3	Horizontal	19	1.76	45.77	33.00	6.41	34.14
AV	5.2284G	108.00	Inf	-Inf	5.36	3	Horizontal	19	1.76	102.64	33.04	6.47	34.15
PK	5.15G	64.18	74.00	-9.82	5.27	3	Horizontal	19	1.76	58.91	33.00	6.41	34.14
PK	5.2276G	119.92	Inf	-Inf	5.36	3	Horizontal	19	1.76	114.56	33.04	6.47	34.15



5.15-5.25GHz_802.11ax HEW40_Nss1,(MCS0)_2TX

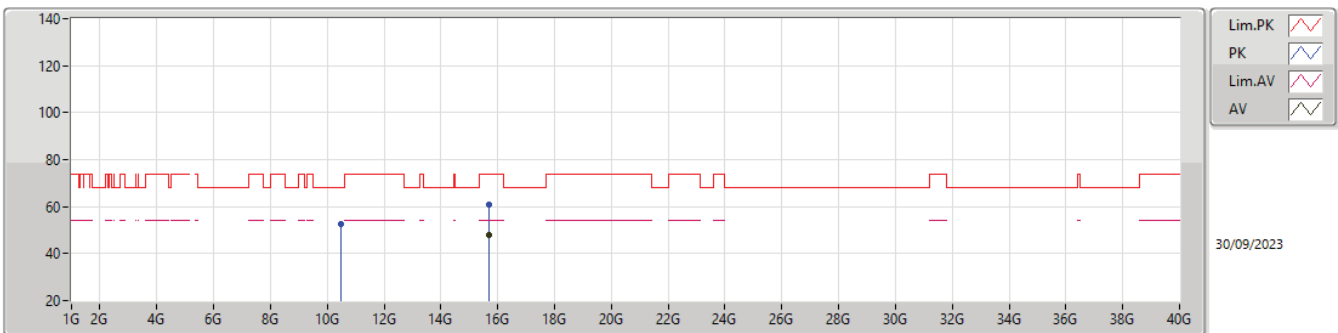
5230MHz_TX



Type	Freq (Hz)	Level (dBuV/m)	Limit (dBuV/m)	Margin (dB)	Factor (dB)	Dist (m)	Condition	Azimuth (°)	Height (m)	Raw (dBuV)	AF (dB)	CL (dB)	PA (dB)
AV	15.6834G	48.22	54.00	-5.78	15.91	3	Vertical	24	1.60	32.31	38.10	12.24	34.43
PK	10.45124G	52.24	68.20	-15.96	15.30	3	Vertical	40	1.50	36.94	38.80	11.05	34.55
PK	15.69396G	61.28	74.00	-12.72	15.97	3	Vertical	24	1.60	45.31	38.16	12.25	34.44

5.15-5.25GHz_802.11ax HEW40_Nss1,(MCS0)_2TX

5230MHz_TX

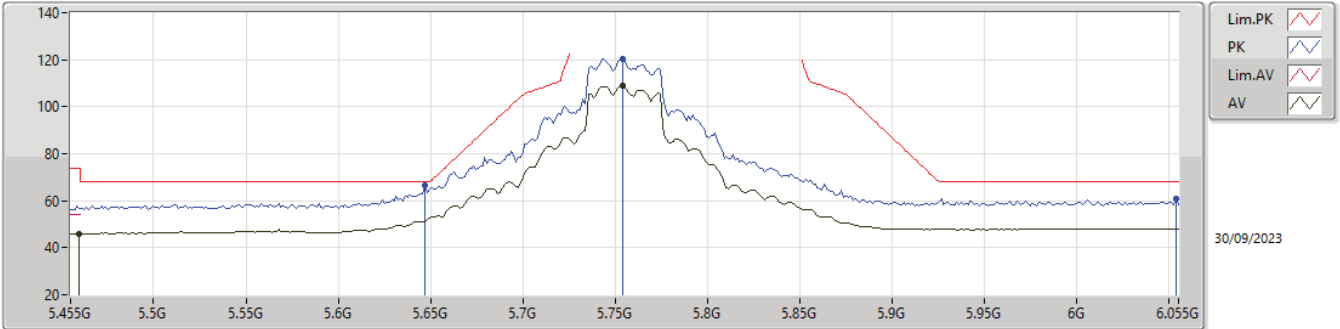


Type	Freq (Hz)	Level (dBuV/m)	Limit (dBuV/m)	Margin (dB)	Factor (dB)	Dist (m)	Condition	Azimuth (°)	Height (m)	Raw (dBuV)	AF (dB)	CL (dB)	PA (dB)
AV	15.69276G	47.82	54.00	-6.18	15.97	3	Horizontal	55	1.63	31.85	38.16	12.25	34.44
PK	10.47536G	52.53	68.20	-15.67	15.33	3	Horizontal	67	1.66	37.20	38.80	11.06	34.53
PK	15.68376G	60.73	74.00	-13.27	15.91	3	Horizontal	55	1.63	44.82	38.10	12.24	34.43



5.725-5.85GHz_802.11ax HEW40_Nss1,(MCS0)_2TX

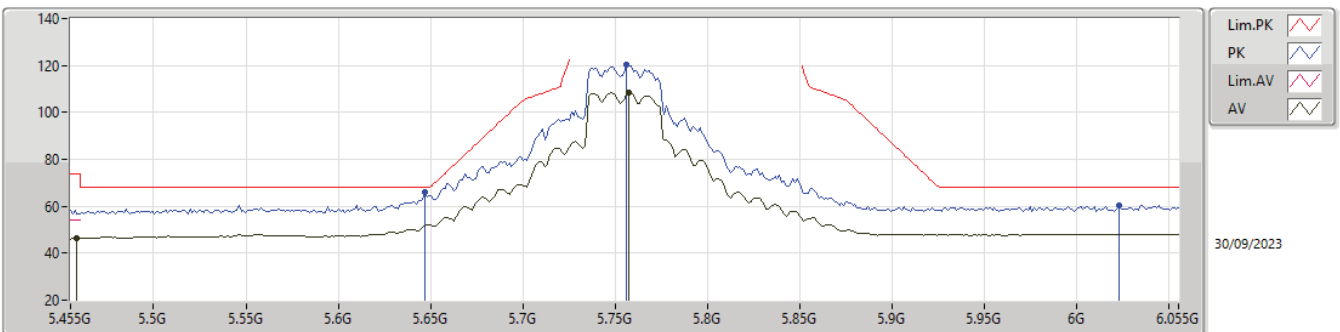
5755MHz_TX



Type	Freq (Hz)	Level (dBuV/m)	Limit (dBuV/m)	Margin (dB)	Factor (dB)	Dist (m)	Condition	Azimuth (°)	Height (m)	Raw (dBuV)	AF (dB)	CL (dB)	PA (dB)
AV	5.4598G	45.95	54.00	-8.05	5.48	3	Vertical	10	1.78	40.47	33.02	6.64	34.18
AV	5.7538G	108.87	Inf	-Inf	6.49	3	Vertical	10	1.78	102.38	33.82	6.87	34.20
PK	5.647G	66.32	68.20	-1.88	5.70	3	Vertical	10	1.78	60.62	33.09	6.80	34.19
PK	5.7538G	120.20	Inf	-Inf	6.49	3	Vertical	10	1.78	113.71	33.82	6.87	34.20
PK	6.0538G	60.86	68.20	-7.34	7.06	3	Vertical	10	1.78	53.80	34.19	7.10	34.23

5.725-5.85GHz_802.11ax HEW40_Nss1,(MCS0)_2TX

5755MHz_TX

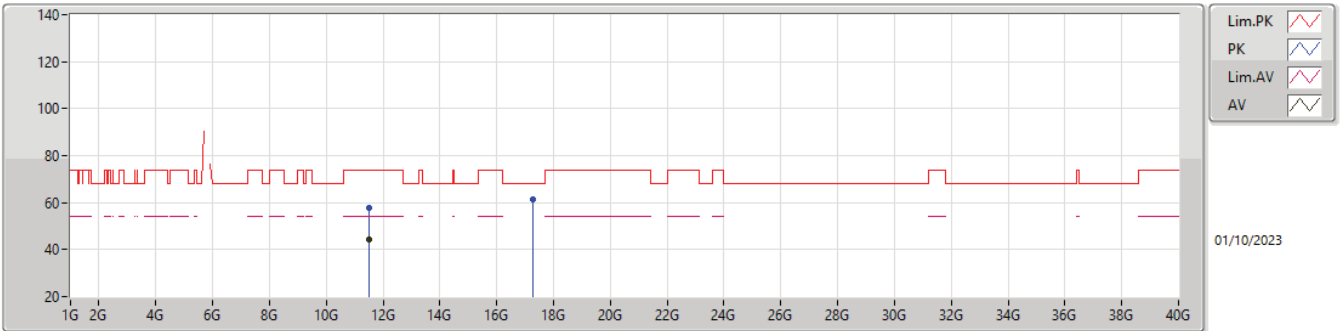


Type	Freq (Hz)	Level (dBuV/m)	Limit (dBuV/m)	Margin (dB)	Factor (dB)	Dist (m)	Condition	Azimuth (°)	Height (m)	Raw (dBuV)	AF (dB)	CL (dB)	PA (dB)
AV	5.4586G	46.34	54.00	-7.66	5.48	3	Horizontal	26	2.30	40.86	33.02	6.64	34.18
AV	5.7574G	108.42	Inf	-Inf	6.51	3	Horizontal	26	2.30	101.91	33.84	6.87	34.20
PK	5.647G	65.95	68.20	-2.25	5.70	3	Horizontal	26	2.30	60.25	33.09	6.80	34.19
PK	5.7562G	120.33	Inf	-Inf	6.51	3	Horizontal	26	2.30	113.82	33.84	6.87	34.20
PK	6.0226G	60.29	68.20	-7.91	7.01	3	Horizontal	26	2.30	53.28	34.15	7.08	34.22



5.725-5.85GHz_802.11ax HEW40_Nss1,(MCS0)_2TX

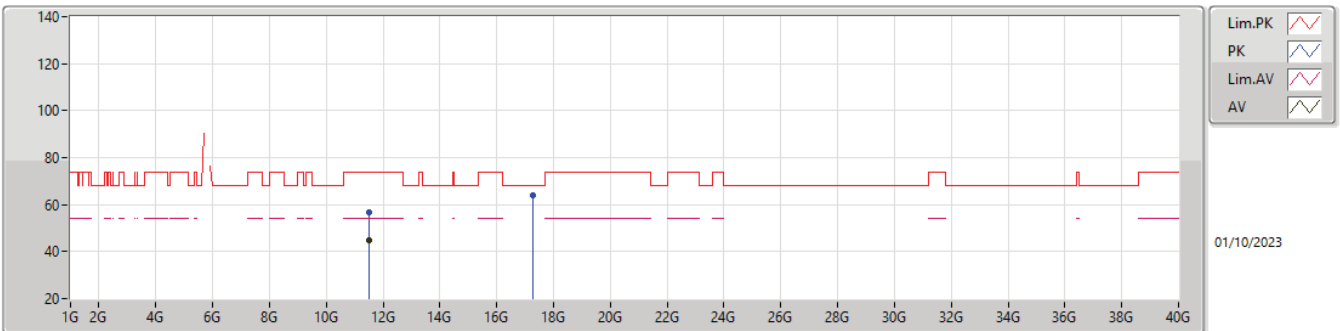
5755MHz_TX



Type	Freq (Hz)	Level (dBuV/m)	Limit (dBuV/m)	Margin (dB)	Factor (dB)	Dist (m)	Condition	Azimuth (°)	Height (m)	Raw (dBuV)	AF (dB)	CL (dB)	PA (dB)
AV	11.5046G	44.55	54.00	-9.45	16.16	3	Vertical	12	1.84	28.39	38.78	11.44	34.06
PK	11.516G	57.55	74.00	-16.45	16.11	3	Vertical	12	1.84	41.44	38.74	11.44	34.07
PK	17.26488G	61.54	68.20	-6.66	17.56	3	Vertical	2	1.52	43.98	37.83	13.02	33.29

5.725-5.85GHz_802.11ax HEW40_Nss1,(MCS0)_2TX

5755MHz_TX

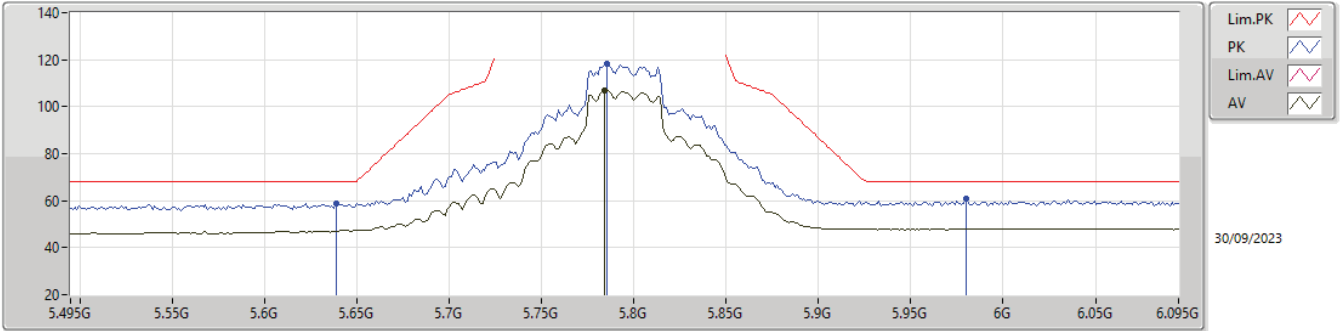


Type	Freq (Hz)	Level (dBuV/m)	Limit (dBuV/m)	Margin (dB)	Factor (dB)	Dist (m)	Condition	Azimuth (°)	Height (m)	Raw (dBuV)	AF (dB)	CL (dB)	PA (dB)
AV	11.50688G	45.00	54.00	-9.00	16.15	3	Horizontal	2	1.41	28.85	38.77	11.44	34.06
PK	11.50412G	56.58	74.00	-17.42	16.16	3	Horizontal	2	1.41	40.42	38.78	11.44	34.06
PK	17.25792G	63.89	68.20	-4.31	17.54	3	Horizontal	33	1.87	46.35	37.82	13.01	33.29



5.725-5.85GHz_802.11ax HEW40_Nss1,(MCS0)_2TX

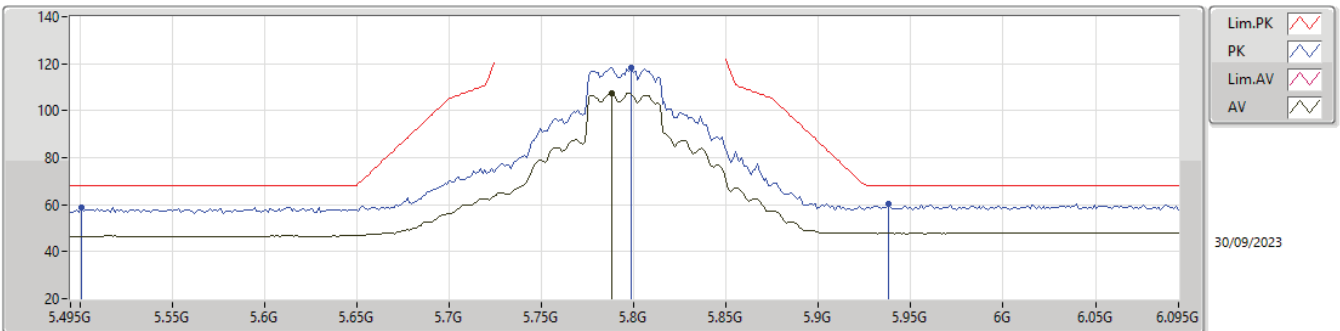
5795MHz_TX



Type	Freq (Hz)	Level (dBuV/m)	Limit (dBuV/m)	Margin (dB)	Factor (dB)	Dist (m)	Condition	Azimuth (°)	Height (m)	Raw (dBuV)	AF (dB)	CL (dB)	PA (dB)
AV	5.7842G	107.02	Inf	-Inf	6.70	3	Vertical	9	1.76	100.32	34.01	6.89	34.20
PK	5.639G	58.84	68.20	-9.36	5.69	3	Vertical	9	1.76	53.15	33.08	6.80	34.19
PK	5.7854G	118.20	Inf	-Inf	6.70	3	Vertical	9	1.76	111.50	34.01	6.89	34.20
PK	5.9798G	60.61	68.20	-7.59	7.01	3	Vertical	9	1.76	53.60	34.18	7.05	34.22

5.725-5.85GHz_802.11ax HEW40_Nss1,(MCS0)_2TX

5795MHz_TX

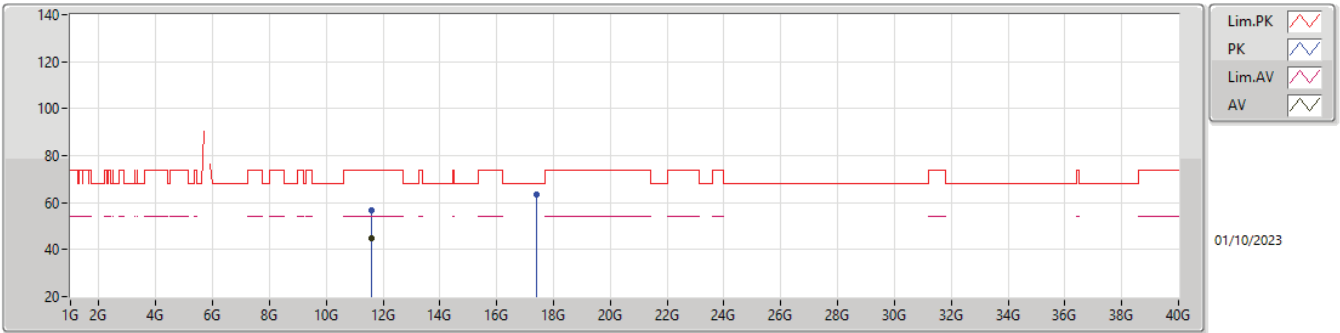


Type	Freq (Hz)	Level (dBuV/m)	Limit (dBuV/m)	Margin (dB)	Factor (dB)	Dist (m)	Condition	Azimuth (°)	Height (m)	Raw (dBuV)	AF (dB)	CL (dB)	PA (dB)
AV	5.7878G	107.45	Inf	-Inf	6.72	3	Horizontal	11	2.10	100.73	34.03	6.89	34.20
PK	5.501G	58.99	68.20	-9.21	5.60	3	Horizontal	11	2.10	53.39	33.10	6.68	34.18
PK	5.7986G	118.36	Inf	-Inf	6.79	3	Horizontal	11	2.10	111.57	34.09	6.90	34.20
PK	5.9378G	60.57	68.20	-7.63	7.12	3	Horizontal	11	2.10	53.45	34.32	7.02	34.22



5.725-5.85GHz_802.11ax HEW40_Nss1,(MCS0)_2TX

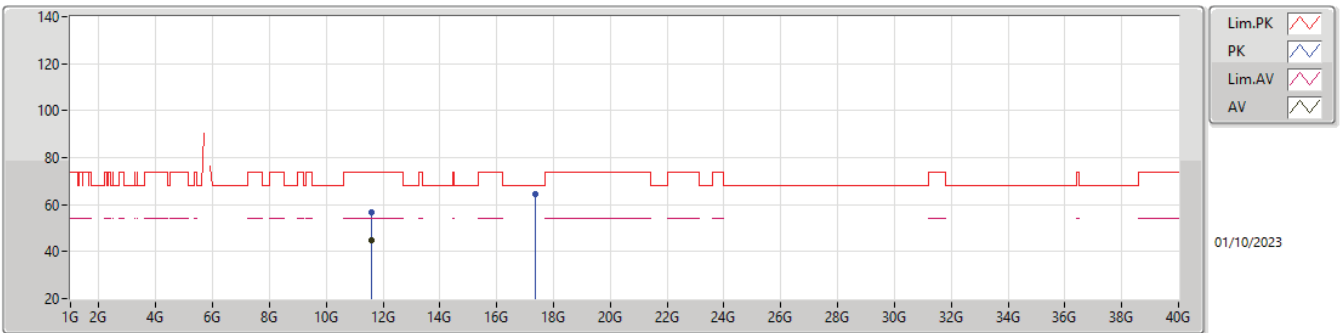
5795MHz_TX



Type	Freq (Hz)	Level (dBuV/m)	Limit (dBuV/m)	Margin (dB)	Factor (dB)	Dist (m)	Condition	Azimuth (°)	Height (m)	Raw (dBuV)	AF (dB)	CL (dB)	PA (dB)
AV	11.59408G	44.69	54.00	-9.31	15.86	3	Vertical	50	1.06	28.83	38.51	11.47	34.12
PK	11.59432G	56.92	74.00	-17.08	15.86	3	Vertical	50	1.06	41.06	38.51	11.47	34.12
PK	17.40804G	63.29	68.20	-4.91	18.06	3	Vertical	6	1.50	45.23	38.32	13.08	33.34

5.725-5.85GHz_802.11ax HEW40_Nss1,(MCS0)_2TX

5795MHz_TX

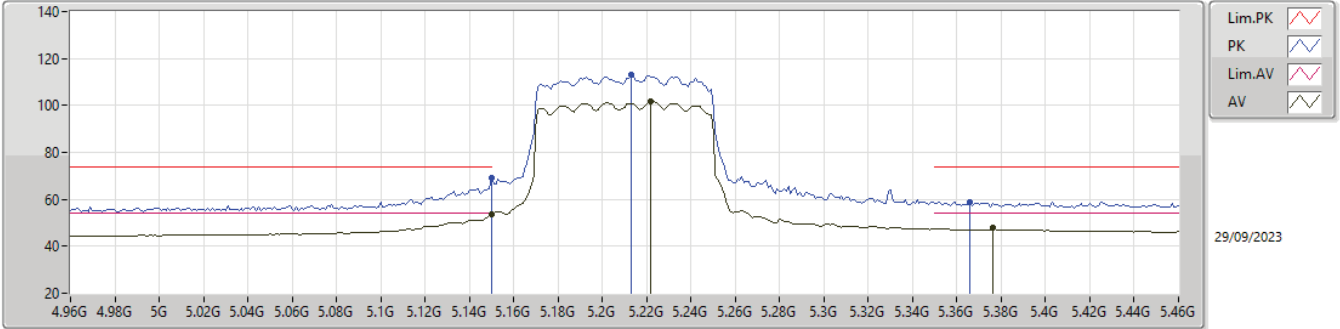


Type	Freq (Hz)	Level (dBuV/m)	Limit (dBuV/m)	Margin (dB)	Factor (dB)	Dist (m)	Condition	Azimuth (°)	Height (m)	Raw (dBuV)	AF (dB)	CL (dB)	PA (dB)
AV	11.58724G	44.82	54.00	-9.18	15.89	3	Horizontal	3	1.41	28.93	38.53	11.47	34.11
PK	11.578G	56.97	74.00	-17.03	15.89	3	Horizontal	3	1.41	41.08	38.54	11.46	34.11
PK	17.35848G	64.45	68.20	-3.75	17.87	3	Horizontal	34	1.50	46.58	38.13	13.06	33.32



5.15-5.25GHz_802.11ax HEW80_Nss1,(MCS0)_2TX

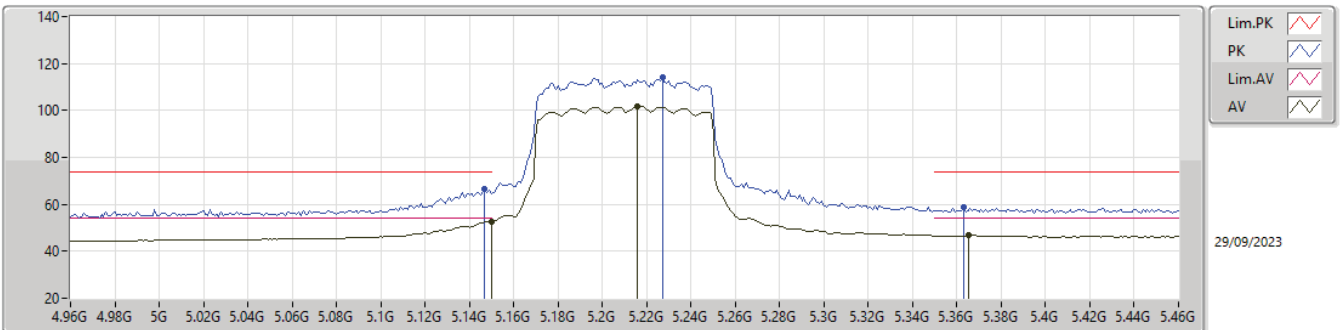
5210MHz_TX



Type	Freq (Hz)	Level (dBuV/m)	Limit (dBuV/m)	Margin (dB)	Factor (dB)	Dist (m)	Condition	Azimuth (°)	Height (m)	Raw (dBuV)	AF (dB)	CL (dB)	PA (dB)
AV	5.15G	53.86	54.00	-0.14	5.27	3	Vertical	28	1.68	48.59	33.00	6.41	34.14
AV	5.222G	101.73	Inf	-Inf	5.38	3	Vertical	28	1.68	96.35	33.06	6.47	34.15
AV	5.376G	48.03	54.00	-5.97	5.40	3	Vertical	28	1.68	42.63	33.00	6.57	34.17
PK	5.15G	69.19	74.00	-4.81	5.27	3	Vertical	28	1.68	63.92	33.00	6.41	34.14
PK	5.213G	112.94	Inf	-Inf	5.38	3	Vertical	28	1.68	107.56	33.07	6.46	34.15
PK	5.366G	59.03	74.00	-14.97	5.41	3	Vertical	28	1.68	53.62	33.00	6.57	34.16

5.15-5.25GHz_802.11ax HEW80_Nss1,(MCS0)_2TX

5210MHz_TX

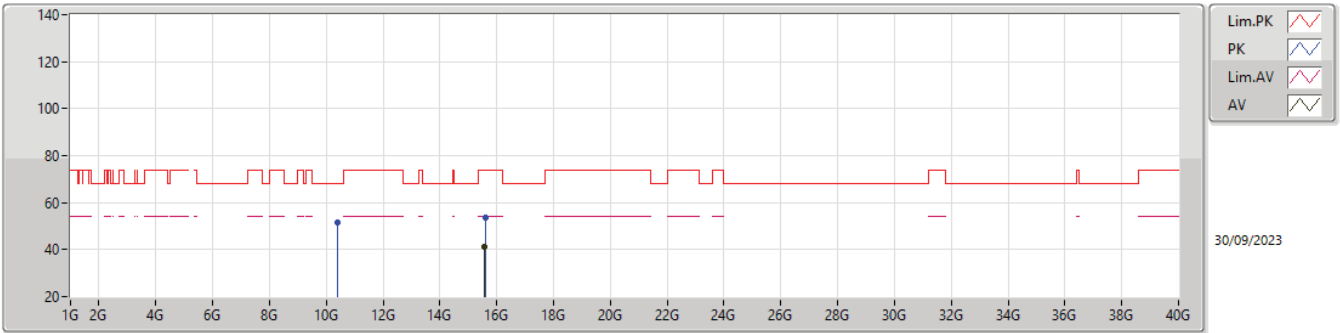


Type	Freq (Hz)	Level (dBuV/m)	Limit (dBuV/m)	Margin (dB)	Factor (dB)	Dist (m)	Condition	Azimuth (°)	Height (m)	Raw (dBuV)	AF (dB)	CL (dB)	PA (dB)
AV	5.15G	52.65	54.00	-1.35	5.27	3	Horizontal	16	1.50	47.38	33.00	6.41	34.14
AV	5.216G	101.80	Inf	-Inf	5.38	3	Horizontal	16	1.50	96.42	33.07	6.46	34.15
AV	5.365G	46.72	54.00	-7.28	5.41	3	Horizontal	16	1.50	41.31	33.00	6.57	34.16
PK	5.147G	66.49	74.00	-7.51	5.28	3	Horizontal	16	1.50	61.21	33.01	6.41	34.14
PK	5.227G	114.10	Inf	-Inf	5.37	3	Horizontal	16	1.50	108.73	33.05	6.47	34.15
PK	5.363G	58.85	74.00	-15.15	5.40	3	Horizontal	16	1.50	53.45	33.00	6.56	34.16



5.15-5.25GHz_802.11ax HEW80_Nss1,(MCS0)_2TX

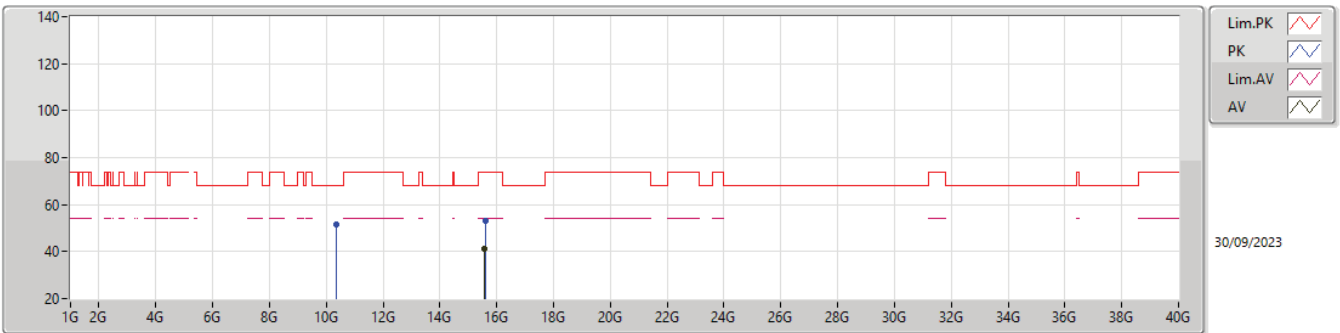
5210MHz_TX



Type	Freq (Hz)	Level (dBuV/m)	Limit (dBuV/m)	Margin (dB)	Factor (dB)	Dist (m)	Condition	Azimuth (°)	Height (m)	Raw (dBuV)	AF (dB)	CL (dB)	PA (dB)
AV	15.57288G	41.35	54.00	-12.65	15.83	3	Vertical	48	1.50	25.52	38.00	12.18	34.35
PK	10.39768G	51.38	68.20	-16.82	15.23	3	Vertical	325	1.50	36.15	38.80	11.03	34.60
PK	15.62496G	53.75	74.00	-20.25	15.77	3	Vertical	48	1.50	37.98	37.95	12.21	34.39

5.15-5.25GHz_802.11ax HEW80_Nss1,(MCS0)_2TX

5210MHz_TX

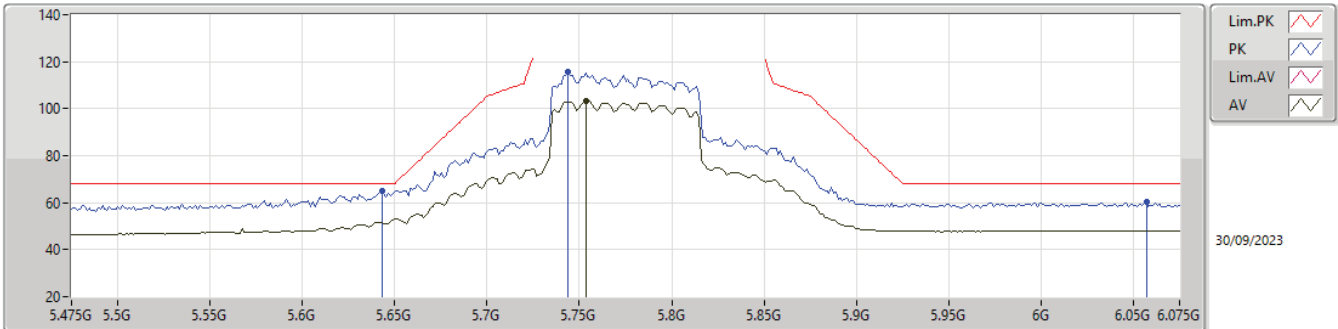


Type	Freq (Hz)	Level (dBuV/m)	Limit (dBuV/m)	Margin (dB)	Factor (dB)	Dist (m)	Condition	Azimuth (°)	Height (m)	Raw (dBuV)	AF (dB)	CL (dB)	PA (dB)
AV	15.57024G	41.35	54.00	-12.65	15.83	3	Horizontal	191	1.50	25.52	38.00	12.17	34.34
PK	10.36048G	51.54	68.20	-16.66	15.18	3	Horizontal	36	1.50	36.36	38.80	11.01	34.63
PK	15.61536G	53.33	74.00	-20.67	15.79	3	Horizontal	191	1.50	37.54	37.97	12.20	34.38



5.725-5.85GHz_802.11ax HEW80_Nss1,(MCS0)_2TX

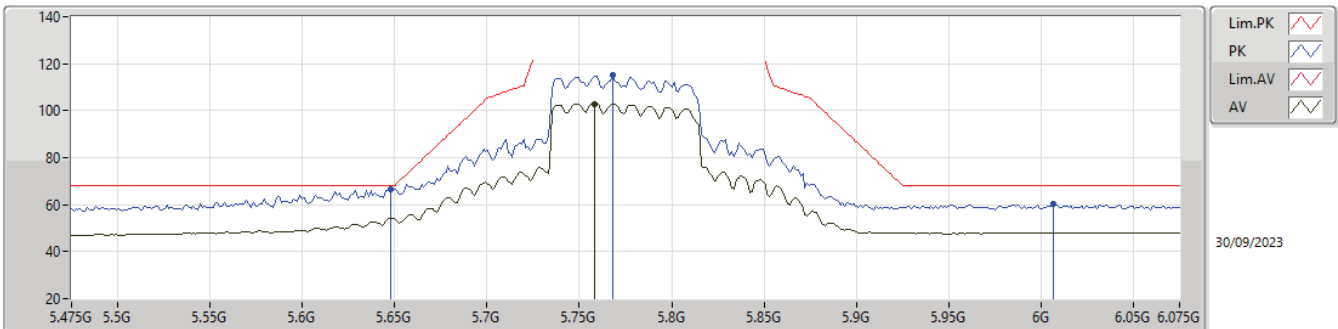
5775MHz_TX



Type	Freq (Hz)	Level (dBuV/m)	Limit (dBuV/m)	Margin (dB)	Factor (dB)	Dist (m)	Condition	Azimuth (°)	Height (m)	Raw (dBuV)	AF (dB)	CL (dB)	PA (dB)
AV	5.7534G	103.41	Inf	-Inf	6.49	3	Vertical	10	1.78	96.92	33.82	6.87	34.20
PK	5.643G	64.86	68.20	-3.34	5.70	3	Vertical	10	1.78	59.16	33.09	6.80	34.19
PK	5.7438G	115.81	Inf	-Inf	6.42	3	Vertical	10	1.78	109.39	33.76	6.86	34.20
PK	6.057G	60.40	68.20	-7.80	7.06	3	Vertical	10	1.78	53.34	34.19	7.10	34.23

5.725-5.85GHz_802.11ax HEW80_Nss1,(MCS0)_2TX

5775MHz_TX

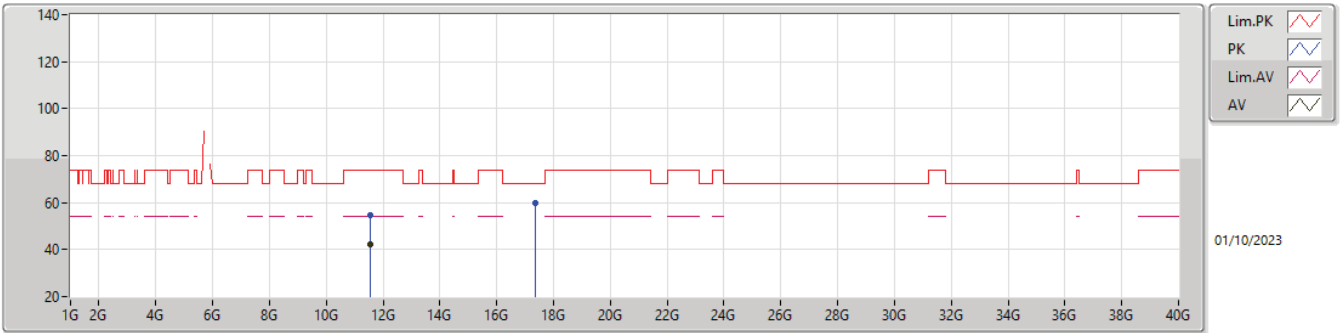


Type	Freq (Hz)	Level (dBuV/m)	Limit (dBuV/m)	Margin (dB)	Factor (dB)	Dist (m)	Condition	Azimuth (°)	Height (m)	Raw (dBuV)	AF (dB)	CL (dB)	PA (dB)
AV	5.7582G	103.00	Inf	-Inf	6.52	3	Horizontal	27	2.12	96.48	33.85	6.87	34.20
PK	5.6478G	66.71	68.20	-1.49	5.71	3	Horizontal	27	2.12	61.00	33.10	6.80	34.19
PK	5.7678G	115.06	Inf	-Inf	6.59	3	Horizontal	27	2.12	108.47	33.91	6.88	34.20
PK	6.0066G	60.27	68.20	-7.93	6.96	3	Horizontal	27	2.12	53.31	34.11	7.07	34.22



5.725-5.85GHz_802.11ax HEW80_Nss1,(MCS0)_2TX

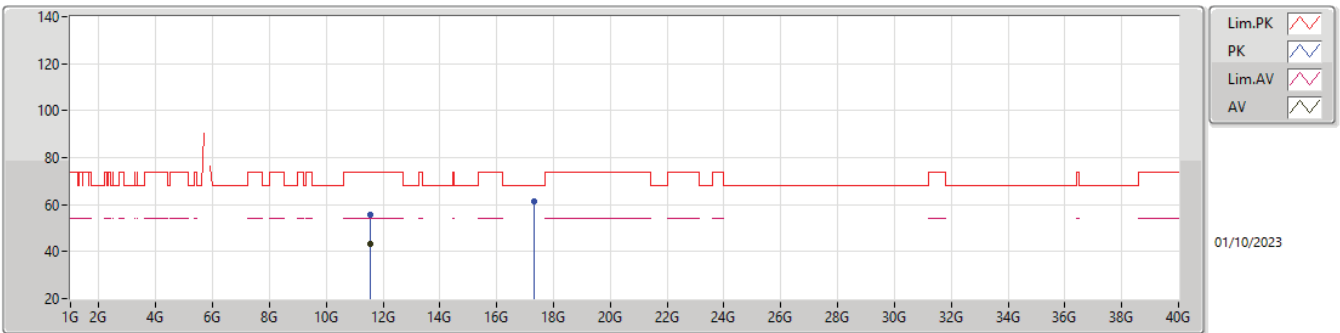
5775MHz_TX



Type	Freq (Hz)	Level (dBuV/m)	Limit (dBuV/m)	Margin (dB)	Factor (dB)	Dist (m)	Condition	Azimuth (°)	Height (m)	Raw (dBuV)	AF (dB)	CL (dB)	PA (dB)
AV	11.54808G	42.13	54.00	-11.87	15.97	3	Vertical	28	1.50	26.16	38.61	11.45	34.09
PK	11.55696G	54.66	74.00	-19.34	15.95	3	Vertical	28	1.50	38.71	38.59	11.46	34.10
PK	17.34612G	59.57	68.20	-8.63	17.81	3	Vertical	6	1.50	41.76	38.08	13.05	33.32

5.725-5.85GHz_802.11ax HEW80_Nss1,(MCS0)_2TX

5775MHz_TX



Type	Freq (Hz)	Level (dBuV/m)	Limit (dBuV/m)	Margin (dB)	Factor (dB)	Dist (m)	Condition	Azimuth (°)	Height (m)	Raw (dBuV)	AF (dB)	CL (dB)	PA (dB)
AV	11.54736G	43.09	54.00	-10.91	15.97	3	Horizontal	2	1.41	27.12	38.61	11.45	34.09
PK	11.56368G	55.55	74.00	-18.45	15.93	3	Horizontal	2	1.41	39.62	38.57	11.46	34.10
PK	17.32716G	61.45	68.20	-6.75	17.74	3	Horizontal	34	1.50	43.71	38.01	13.04	33.31



Summary

Mode	Result	Type	Freq (Hz)	Level (dBuV/m)	Limit (dBuV/m)	Margin (dB)	Dist (m)	Condition	Azimuth (°)	Height (m)	Comments
5.725-5.85GHz	-	-	-	-	-	-	-	-	-	-	-
802.11ax HEW40_Nss1,(MCS0)_2TX	Pass	PK	30M	36.04	40.00	-3.96	3	Horizontal	360	1.00	-



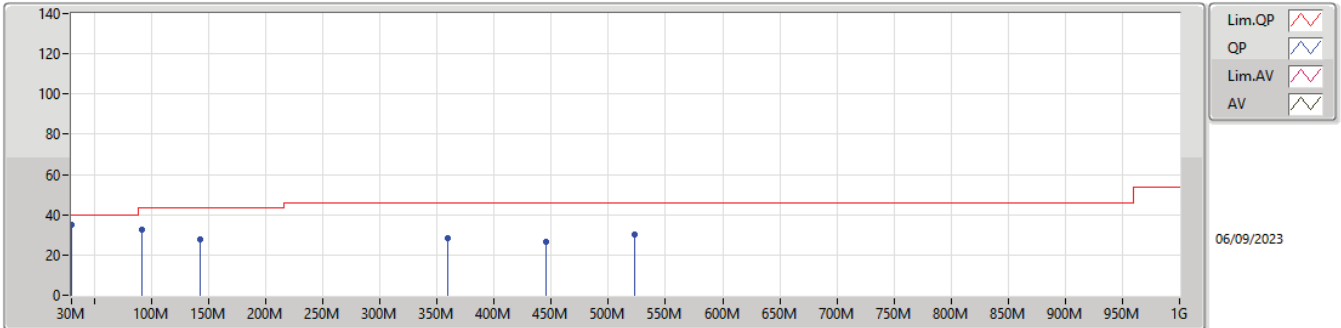
Result

Mode	Result	Type	Freq (Hz)	Level (dBuV/m)	Limit (dBuV/m)	Margin (dB)	Dist (m)	Condition	Azimuth (°)	Height (m)	Comments
802.11ax HEW40_Nss1,(MCS0)_2TX	-	-	-	-	-	-	-	-	-	-	-
5755MHz	Pass	PK	30M	35.17	40.00	-4.83	3	Vertical	0	1.00	-
5755MHz	Pass	PK	92.08M	32.84	43.50	-10.66	3	Vertical	0	1.00	-
5755MHz	Pass	PK	142.52M	28.01	43.50	-15.49	3	Vertical	0	1.00	-
5755MHz	Pass	PK	359.8M	28.23	46.00	-17.77	3	Vertical	0	1.00	-
5755MHz	Pass	PK	445.16M	26.59	46.00	-19.41	3	Vertical	0	1.00	-
5755MHz	Pass	PK	522.76M	30.08	46.00	-15.92	3	Vertical	0	1.00	-
5755MHz	Pass	PK	30M	36.04	40.00	-3.96	3	Horizontal	360	1.00	-
5755MHz	Pass	PK	90.14M	31.47	43.50	-12.03	3	Horizontal	360	1.00	-
5755MHz	Pass	PK	144.46M	30.57	43.50	-12.93	3	Horizontal	360	1.00	-
5755MHz	Pass	PK	359.8M	29.45	46.00	-16.55	3	Horizontal	360	1.00	-
5755MHz	Pass	PK	542.16M	29.37	46.00	-16.63	3	Horizontal	360	1.00	-
5755MHz	Pass	PK	627.52M	29.23	46.00	-16.77	3	Horizontal	360	1.00	-



5.725-5.85GHz_802.11ax HEW40_Nss1,(MCS0)_2TX

5755MHz_PoE

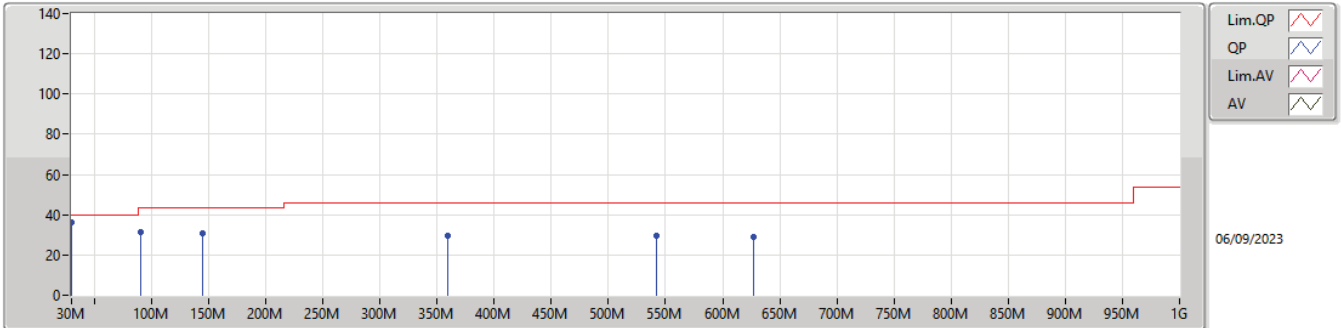


Type	Freq (Hz)	Level (dBuV/m)	Limit (dBuV/m)	Margin (dB)	Raw (dBuV)	Dist (m)	Condition	Azimuth (°)	Height (m)	Comment	AF (dB)	CL (dB)	PA (dB)
PK	30M	35.17	40.00	-4.83	38.43	3	Vertical	0	1.00	-	23.22	0.92	27.40
PK	92.08M	32.84	43.50	-10.66	44.31	3	Vertical	0	1.00	-	14.79	1.57	27.83
PK	142.52M	28.01	43.50	-15.49	37.56	3	Vertical	0	1.00	-	16.24	1.97	27.76
PK	359.8M	28.23	46.00	-17.77	32.83	3	Vertical	0	1.00	-	19.84	3.21	27.65
PK	445.16M	26.59	46.00	-19.41	29.29	3	Vertical	0	1.00	-	21.99	3.60	28.29
PK	522.76M	30.08	46.00	-15.92	31.69	3	Vertical	0	1.00	-	23.02	3.91	28.54



5.725-5.85GHz_802.11ax HEW40_Nss1,(MCS0)_2TX

5755MHz_PoE



Type	Freq (Hz)	Level (dBuV/m)	Limit (dBuV/m)	Margin (dB)	Raw (dBuV)	Dist (m)	Condition	Azimuth (°)	Height (m)	Comment	AF (dB)	CL (dB)	PA (dB)
PK	30M	36.04	40.00	-3.96	39.30	3	Horizontal	360	1.00	-	23.22	0.92	27.40
PK	90.14M	31.47	43.50	-12.03	43.40	3	Horizontal	360	1.00	-	14.34	1.56	27.83
PK	144.46M	30.57	43.50	-12.93	40.31	3	Horizontal	360	1.00	-	16.03	1.98	27.75
PK	359.8M	29.45	46.00	-16.55	34.05	3	Horizontal	360	1.00	-	19.84	3.21	27.65
PK	542.16M	29.37	46.00	-16.63	29.61	3	Horizontal	360	1.00	-	24.44	3.97	28.65
PK	627.52M	29.23	46.00	-16.77	29.20	3	Horizontal	360	1.00	-	24.17	4.41	28.55



Summary

Mode	Result	Type	Freq (Hz)	Level (dBuV/m)	Limit (dBuV/m)	Margin (dB)	Dist (m)	Condition	Azimuth (°)	Height (m)
5.15-5.25GHz	-	-	-	-	-	-	-	-	-	-
802.11a_Nss1,(6Mbps)_2TX	Pass	AV	5.1496G	53.26	54.00	-0.74	3	Vertical	0	1.42
802.11ax HEW20_Nss1,(MCS0)_2TX	Pass	AV	5.1494G	53.54	54.00	-0.46	3	Vertical	0	1.32
802.11ax HEW40_Nss1,(MCS0)_2TX	Pass	AV	5.15G	53.54	54.00	-0.46	3	Vertical	0	1.26
802.11ax HEW80_Nss1,(MCS0)_2TX	Pass	AV	5.149G	53.35	54.00	-0.65	3	Horizontal	0	1.23
5.725-5.85GHz	-	-	-	-	-	-	-	-	-	-
802.11a_Nss1,(6Mbps)_2TX	Pass	PK	5.9654G	62.80	68.20	-5.40	3	Horizontal	360	1.41
802.11ax HEW20_Nss1,(MCS0)_2TX	Pass	PK	5.9277G	62.34	68.20	-5.86	3	Vertical	353	1.30
802.11ax HEW40_Nss1,(MCS0)_2TX	Pass	PK	5.6506G	68.16	68.64	-0.48	3	Vertical	352	1.37
802.11ax HEW80_Nss1,(MCS0)_2TX	Pass	PK	5.6502G	68.20	68.35	-0.15	3	Vertical	353	1.40



Result

Mode	Result	Type	Freq (Hz)	Level (dBuV/m)	Limit (dBuV/m)	Margin (dB)	Dist (m)	Condition	Azimuth (°)	Height (m)
802.11a_Nss1,(6Mbps)_2TX	-	-	-	-	-	-	-	-	-	-
5180MHz	Pass	AV	5.1496G	53.26	54.00	-0.74	3	Vertical	0	1.42
5180MHz	Pass	AV	5.1828G	110.45	Inf	-Inf	3	Vertical	0	1.42
5180MHz	Pass	PK	5.1472G	64.75	74.00	-9.25	3	Vertical	0	1.42
5180MHz	Pass	PK	5.1818G	120.26	Inf	-Inf	3	Vertical	0	1.42
5180MHz	Pass	AV	5.149G	51.20	54.00	-2.80	3	Horizontal	4	1.41
5180MHz	Pass	AV	5.1792G	109.64	Inf	-Inf	3	Horizontal	4	1.41
5180MHz	Pass	PK	5.15G	62.23	74.00	-11.77	3	Horizontal	4	1.41
5180MHz	Pass	PK	5.1842G	117.94	Inf	-Inf	3	Horizontal	4	1.41
5180MHz	Pass	AV	15.54816G	47.50	54.00	-6.50	3	Vertical	224	1.50
5180MHz	Pass	PK	10.35688G	54.81	68.20	-13.39	3	Vertical	345	1.00
5180MHz	Pass	PK	15.54618G	59.16	74.00	-14.84	3	Vertical	224	1.50
5180MHz	Pass	AV	15.53268G	47.44	54.00	-6.56	3	Horizontal	64	1.50
5180MHz	Pass	PK	10.3729G	55.10	68.20	-13.10	3	Horizontal	304	1.52
5180MHz	Pass	PK	15.5508G	59.17	74.00	-14.83	3	Horizontal	61	1.50
5200MHz	Pass	AV	5.15G	51.55	54.00	-2.45	3	Vertical	360	1.23
5200MHz	Pass	AV	5.2024G	112.30	Inf	-Inf	3	Vertical	360	1.23
5200MHz	Pass	PK	5.1496G	64.42	74.00	-9.58	3	Vertical	360	1.23
5200MHz	Pass	PK	5.2036G	122.32	Inf	-Inf	3	Vertical	360	1.23
5200MHz	Pass	AV	5.1488G	49.74	54.00	-4.26	3	Horizontal	7	1.36
5200MHz	Pass	AV	5.1992G	112.29	Inf	-Inf	3	Horizontal	7	1.36
5200MHz	Pass	PK	5.1492G	61.56	74.00	-12.44	3	Horizontal	7	1.36
5200MHz	Pass	PK	5.1956G	120.65	Inf	-Inf	3	Horizontal	7	1.36
5200MHz	Pass	AV	15.5994G	52.18	54.00	-1.82	3	Vertical	20	1.40
5200MHz	Pass	PK	10.40726G	55.22	68.20	-12.98	3	Vertical	141	1.50
5200MHz	Pass	PK	15.59802G	66.90	74.00	-7.10	3	Vertical	20	1.40
5200MHz	Pass	AV	15.59724G	51.48	54.00	-2.52	3	Horizontal	45	1.54
5200MHz	Pass	PK	10.40366G	55.43	68.20	-12.77	3	Horizontal	341	1.50
5200MHz	Pass	PK	15.59976G	66.35	74.00	-7.65	3	Horizontal	45	1.54
5240MHz	Pass	AV	5.1062G	48.92	54.00	-5.08	3	Vertical	0	1.50
5240MHz	Pass	AV	5.243G	112.33	Inf	-Inf	3	Vertical	0	1.50
5240MHz	Pass	AV	5.3876G	49.01	54.00	-4.99	3	Vertical	0	1.50
5240MHz	Pass	PK	5.1044G	60.90	74.00	-13.10	3	Vertical	0	1.50
5240MHz	Pass	PK	5.2418G	122.08	Inf	-Inf	3	Vertical	0	1.50
5240MHz	Pass	PK	5.3804G	60.89	74.00	-13.11	3	Vertical	0	1.50
5240MHz	Pass	AV	5.0966G	48.67	54.00	-5.33	3	Horizontal	9	1.27
5240MHz	Pass	AV	5.2388G	111.87	Inf	-Inf	3	Horizontal	9	1.27
5240MHz	Pass	AV	5.3876G	48.54	54.00	-5.46	3	Horizontal	9	1.27
5240MHz	Pass	PK	5.1452G	60.68	74.00	-13.32	3	Horizontal	9	1.27
5240MHz	Pass	PK	5.2388G	119.98	Inf	-Inf	3	Horizontal	9	1.27
5240MHz	Pass	PK	5.3846G	60.08	74.00	-13.92	3	Horizontal	9	1.27
5240MHz	Pass	AV	15.71664G	47.19	54.00	-6.81	3	Vertical	17	2.54
5240MHz	Pass	PK	10.48726G	55.22	68.20	-12.98	3	Vertical	246	1.50
5240MHz	Pass	PK	15.71178G	58.62	74.00	-15.38	3	Vertical	17	2.54
5240MHz	Pass	AV	15.72744G	46.90	54.00	-7.10	3	Horizontal	331	1.49
5240MHz	Pass	PK	10.48306G	55.55	68.20	-12.65	3	Horizontal	341	1.98
5240MHz	Pass	PK	15.7347G	59.80	74.00	-14.20	3	Horizontal	331	1.49
5745MHz	Pass	AV	5.4486G	48.06	54.00	-5.94	3	Vertical	350	1.40
5745MHz	Pass	AV	5.7486G	113.73	Inf	-Inf	3	Vertical	350	1.40
5745MHz	Pass	PK	5.6346G	61.85	68.20	-6.35	3	Vertical	350	1.40
5745MHz	Pass	PK	5.7474G	123.16	Inf	-Inf	3	Vertical	350	1.40
5745MHz	Pass	PK	6.0222G	62.07	68.20	-6.13	3	Vertical	350	1.40
5745MHz	Pass	AV	5.4594G	47.95	54.00	-6.05	3	Horizontal	351	1.50
5745MHz	Pass	AV	5.7486G	112.68	Inf	-Inf	3	Horizontal	351	1.50
5745MHz	Pass	PK	5.6178G	60.81	68.20	-7.39	3	Horizontal	351	1.50
5745MHz	Pass	PK	5.7474G	120.92	Inf	-Inf	3	Horizontal	351	1.50
5745MHz	Pass	PK	6.0366G	62.52	68.20	-5.68	3	Horizontal	351	1.50
5745MHz	Pass	AV	11.50326G	43.79	54.00	-10.21	3	Vertical	329	1.50
5745MHz	Pass	PK	11.49468G	56.90	74.00	-17.10	3	Vertical	329	1.50
5745MHz	Pass	PK	17.23944G	59.32	68.20	-8.88	3	Vertical	105	1.50
5745MHz	Pass	AV	11.49006G	44.12	54.00	-9.88	3	Horizontal	37	1.57



RSE TX above 1GHz_Non-Beamforming_Radio 3

Appendix E.4

Mode	Result	Type	Freq (Hz)	Level (dBuV/m)	Limit (dBuV/m)	Margin (dB)	Dist (m)	Condition	Azimuth (°)	Height (m)
5745MHz	Pass	PK	11.48016G	55.74	74.00	-18.26	3	Horizontal	37	1.57
5745MHz	Pass	PK	17.23278G	60.04	68.20	-8.16	3	Horizontal	340	1.46
5785MHz	Pass	AV	5.78855G	112.52	Inf	-Inf	3	Vertical	345	1.50
5785MHz	Pass	PK	5.61673G	60.67	68.20	-7.53	3	Vertical	345	1.50
5785MHz	Pass	PK	5.78734G	121.62	Inf	-Inf	3	Vertical	345	1.50
5785MHz	Pass	PK	6.01603G	62.25	68.20	-5.95	3	Vertical	345	1.50
5785MHz	Pass	AV	5.78613G	113.51	Inf	-Inf	3	Horizontal	360	1.46
5785MHz	Pass	PK	5.64335G	60.38	68.20	-7.82	3	Horizontal	360	1.46
5785MHz	Pass	PK	5.78129G	121.50	Inf	-Inf	3	Horizontal	360	1.46
5785MHz	Pass	PK	5.9277G	62.43	68.20	-5.77	3	Horizontal	360	1.46
5785MHz	Pass	AV	11.56346G	44.36	54.00	-9.64	3	Vertical	22	2.47
5785MHz	Pass	PK	11.5658G	55.68	74.00	-18.32	3	Vertical	22	2.47
5785MHz	Pass	PK	17.36334G	60.24	68.20	-7.96	3	Vertical	51	1.50
5785MHz	Pass	AV	11.56994G	44.69	54.00	-9.31	3	Horizontal	37	1.56
5785MHz	Pass	PK	11.57864G	55.89	74.00	-18.11	3	Horizontal	37	1.56
5785MHz	Pass	PK	17.36382G	59.96	68.20	-8.24	3	Horizontal	337	1.59
5825MHz	Pass	AV	5.8274G	113.84	Inf	-Inf	3	Vertical	354	1.38
5825MHz	Pass	PK	5.5298G	60.89	68.20	-7.31	3	Vertical	354	1.38
5825MHz	Pass	PK	5.8262G	122.94	Inf	-Inf	3	Vertical	354	1.38
5825MHz	Pass	PK	6.083G	61.85	68.20	-6.35	3	Vertical	354	1.38
5825MHz	Pass	AV	5.8262G	113.94	Inf	-Inf	3	Horizontal	360	1.41
5825MHz	Pass	PK	5.6246G	60.93	68.20	-7.27	3	Horizontal	360	1.41
5825MHz	Pass	PK	5.8214G	121.86	Inf	-Inf	3	Horizontal	360	1.41
5825MHz	Pass	PK	5.9654G	62.80	68.20	-5.40	3	Horizontal	360	1.41
5825MHz	Pass	AV	11.64388G	44.23	54.00	-9.77	3	Vertical	252	2.25
5825MHz	Pass	PK	11.63998G	55.95	74.00	-18.05	3	Vertical	252	2.25
5825MHz	Pass	PK	17.48058G	60.95	68.20	-7.25	3	Vertical	20	3.00
5825MHz	Pass	AV	11.6497G	45.06	54.00	-8.94	3	Horizontal	37	1.56
5825MHz	Pass	PK	11.64544G	57.47	74.00	-16.53	3	Horizontal	37	1.56
5825MHz	Pass	PK	17.4762G	61.46	68.20	-6.74	3	Horizontal	34	1.59
802.11ax HEW20_Nss1(MCS0)_2TX	-	-	-	-	-	-	-	-	-	-
5180MHz	Pass	AV	5.1494G	53.54	54.00	-0.46	3	Vertical	0	1.32
5180MHz	Pass	AV	5.1768G	109.05	Inf	-Inf	3	Vertical	0	1.32
5180MHz	Pass	PK	5.1454G	68.15	74.00	-5.85	3	Vertical	0	1.32
5180MHz	Pass	PK	5.1818G	120.98	Inf	-Inf	3	Vertical	0	1.32
5180MHz	Pass	AV	5.1488G	51.08	54.00	-2.92	3	Horizontal	4	1.50
5180MHz	Pass	AV	5.1784G	108.53	Inf	-Inf	3	Horizontal	4	1.50
5180MHz	Pass	PK	5.148G	64.14	74.00	-9.86	3	Horizontal	4	1.50
5180MHz	Pass	PK	5.178G	120.47	Inf	-Inf	3	Horizontal	4	1.50
5180MHz	Pass	AV	15.53196G	46.89	54.00	-7.11	3	Vertical	360	2.74
5180MHz	Pass	PK	10.3609G	56.32	68.20	-11.88	3	Vertical	344	1.07
5180MHz	Pass	PK	15.52638G	58.91	74.00	-15.09	3	Vertical	360	2.74
5180MHz	Pass	AV	15.5406G	46.91	54.00	-7.09	3	Horizontal	75	1.50
5180MHz	Pass	PK	10.35076G	55.24	68.20	-12.96	3	Horizontal	338	1.50
5180MHz	Pass	PK	15.53022G	58.74	74.00	-15.26	3	Horizontal	75	1.50
5200MHz	Pass	AV	5.15G	51.67	54.00	-2.33	3	Vertical	2	1.48
5200MHz	Pass	AV	5.1972G	111.18	Inf	-Inf	3	Vertical	2	1.48
5200MHz	Pass	PK	5.144G	64.26	74.00	-9.74	3	Vertical	2	1.48
5200MHz	Pass	PK	5.1968G	122.56	Inf	-Inf	3	Vertical	2	1.48
5200MHz	Pass	AV	5.1488G	49.88	54.00	-4.12	3	Horizontal	7	1.50
5200MHz	Pass	AV	5.1988G	111.00	Inf	-Inf	3	Horizontal	7	1.50
5200MHz	Pass	PK	5.1496G	62.40	74.00	-11.60	3	Horizontal	7	1.50
5200MHz	Pass	PK	5.1988G	122.33	Inf	-Inf	3	Horizontal	7	1.50
5200MHz	Pass	AV	15.59742G	51.37	54.00	-2.63	3	Vertical	19	1.43
5200MHz	Pass	PK	10.41344G	55.64	68.20	-12.56	3	Vertical	30	2.29
5200MHz	Pass	PK	15.59556G	69.27	74.00	-4.73	3	Vertical	19	1.43
5200MHz	Pass	AV	15.5931G	51.14	54.00	-2.86	3	Horizontal	44	1.59
5200MHz	Pass	PK	10.40264G	55.08	68.20	-13.12	3	Horizontal	345	1.49
5200MHz	Pass	PK	15.59304G	68.98	74.00	-5.02	3	Horizontal	44	1.59
5240MHz	Pass	AV	5.096G	48.34	54.00	-5.66	3	Vertical	353	1.02
5240MHz	Pass	AV	5.2388G	111.82	Inf	-Inf	3	Vertical	353	1.02
5240MHz	Pass	AV	5.3852G	48.53	54.00	-5.47	3	Vertical	353	1.02



RSE TX above 1GHz_Non-Beamforming_Radio 3

Appendix E.4

Mode	Result	Type	Freq (Hz)	Level (dBuV/m)	Limit (dBuV/m)	Margin (dB)	Dist (m)	Condition	Azimuth (°)	Height (m)
5240MHz	Pass	PK	5.1482G	60.83	74.00	-13.17	3	Vertical	353	1.02
5240MHz	Pass	PK	5.2388G	123.30	Inf	-Inf	3	Vertical	353	1.02
5240MHz	Pass	PK	5.3804G	60.29	74.00	-13.71	3	Vertical	353	1.02
5240MHz	Pass	AV	5.1062G	48.08	54.00	-5.92	3	Horizontal	8	1.19
5240MHz	Pass	AV	5.2382G	111.24	Inf	-Inf	3	Horizontal	8	1.19
5240MHz	Pass	AV	5.3792G	47.86	54.00	-6.14	3	Horizontal	8	1.19
5240MHz	Pass	PK	5.1176G	60.49	74.00	-13.51	3	Horizontal	8	1.19
5240MHz	Pass	PK	5.2382G	122.09	Inf	-Inf	3	Horizontal	8	1.19
5240MHz	Pass	PK	5.3762G	59.99	74.00	-14.01	3	Horizontal	8	1.19
5240MHz	Pass	AV	15.73386G	46.19	54.00	-7.81	3	Vertical	181	2.56
5240MHz	Pass	PK	10.48564G	55.16	68.20	-13.04	3	Vertical	0	1.76
5240MHz	Pass	PK	15.73104G	59.03	74.00	-14.97	3	Vertical	181	2.56
5240MHz	Pass	AV	15.72492G	46.44	54.00	-7.56	3	Horizontal	75	1.47
5240MHz	Pass	PK	10.48282G	55.02	68.20	-13.18	3	Horizontal	342	1.50
5240MHz	Pass	PK	15.71268G	62.08	74.00	-11.92	3	Horizontal	75	1.47
5745MHz	Pass	AV	5.4582G	47.58	54.00	-6.42	3	Vertical	344	1.50
5745MHz	Pass	AV	5.7426G	111.22	Inf	-Inf	3	Vertical	344	1.50
5745MHz	Pass	PK	5.6202G	60.26	68.20	-7.94	3	Vertical	344	1.50
5745MHz	Pass	PK	5.7426G	122.28	Inf	-Inf	3	Vertical	344	1.50
5745MHz	Pass	PK	5.9262G	61.91	68.20	-6.29	3	Vertical	344	1.50
5745MHz	Pass	AV	5.4558G	47.57	54.00	-6.43	3	Horizontal	0	1.40
5745MHz	Pass	AV	5.7462G	111.87	Inf	-Inf	3	Horizontal	0	1.40
5745MHz	Pass	PK	5.649G	60.43	68.20	-7.77	3	Horizontal	0	1.40
5745MHz	Pass	PK	5.7462G	122.68	Inf	-Inf	3	Horizontal	0	1.40
5745MHz	Pass	PK	5.9886G	61.66	68.20	-6.54	3	Horizontal	0	1.40
5745MHz	Pass	AV	11.4915G	43.24	54.00	-10.76	3	Vertical	335	1.00
5745MHz	Pass	PK	11.48676G	55.82	74.00	-18.18	3	Vertical	335	1.00
5745MHz	Pass	PK	17.23794G	59.23	68.20	-8.97	3	Vertical	201	1.82
5745MHz	Pass	AV	11.49084G	43.49	54.00	-10.51	3	Horizontal	34	1.50
5745MHz	Pass	PK	11.47902G	56.34	74.00	-17.66	3	Horizontal	34	1.50
5745MHz	Pass	PK	17.2296G	60.36	68.20	-7.84	3	Horizontal	341	1.50
5785MHz	Pass	AV	5.78008G	112.90	Inf	-Inf	3	Vertical	353	1.30
5785MHz	Pass	PK	5.62762G	60.70	68.20	-7.50	3	Vertical	353	1.30
5785MHz	Pass	PK	5.78008G	124.42	Inf	-Inf	3	Vertical	353	1.30
5785MHz	Pass	PK	5.9277G	62.34	68.20	-5.86	3	Vertical	353	1.30
5785MHz	Pass	AV	5.78613G	112.90	Inf	-Inf	3	Horizontal	0	1.46
5785MHz	Pass	PK	5.59011G	60.13	68.20	-8.07	3	Horizontal	0	1.46
5785MHz	Pass	PK	5.78734G	123.71	Inf	-Inf	3	Horizontal	0	1.46
5785MHz	Pass	PK	5.99304G	62.13	68.20	-6.07	3	Horizontal	0	1.46
5785MHz	Pass	AV	11.58062G	43.69	54.00	-10.31	3	Vertical	227	2.22
5785MHz	Pass	PK	11.5604G	56.08	74.00	-17.92	3	Vertical	227	2.22
5785MHz	Pass	PK	17.36124G	60.42	68.20	-7.78	3	Vertical	319	1.50
5785MHz	Pass	AV	11.58494G	43.65	54.00	-10.35	3	Horizontal	283	1.50
5785MHz	Pass	PK	11.56814G	55.75	74.00	-18.25	3	Horizontal	283	1.50
5785MHz	Pass	PK	17.35032G	60.04	68.20	-8.16	3	Horizontal	325	2.32
5825MHz	Pass	AV	5.8214G	113.21	Inf	-Inf	3	Vertical	348	1.38
5825MHz	Pass	PK	5.627G	60.56	68.20	-7.64	3	Vertical	348	1.38
5825MHz	Pass	PK	5.8214G	125.00	Inf	-Inf	3	Vertical	348	1.38
5825MHz	Pass	PK	5.9594G	62.08	68.20	-6.12	3	Vertical	348	1.38
5825MHz	Pass	AV	5.8262G	113.21	Inf	-Inf	3	Horizontal	360	1.39
5825MHz	Pass	PK	5.6462G	59.91	68.20	-8.29	3	Horizontal	360	1.39
5825MHz	Pass	PK	5.8262G	124.43	Inf	-Inf	3	Horizontal	360	1.39
5825MHz	Pass	PK	6.0038G	62.09	68.20	-6.11	3	Horizontal	360	1.39
5825MHz	Pass	AV	11.64958G	43.93	54.00	-10.07	3	Vertical	352	1.32
5825MHz	Pass	PK	11.66002G	56.86	74.00	-17.14	3	Vertical	352	1.32
5825MHz	Pass	PK	17.47962G	60.46	68.20	-7.74	3	Vertical	190	1.50
5825MHz	Pass	AV	11.64964G	44.48	54.00	-9.52	3	Horizontal	36	1.49
5825MHz	Pass	PK	11.64964G	56.44	74.00	-17.56	3	Horizontal	36	1.49
5825MHz	Pass	PK	17.46186G	60.41	68.20	-7.79	3	Horizontal	34	1.49
802.11ax HEW40_Nss1,(MCS0)_2TX	-	-	-	-	-	-	-	-	-	-
5190MHz	Pass	AV	5.15G	53.54	54.00	-0.46	3	Vertical	0	1.26
5190MHz	Pass	AV	5.1884G	103.26	Inf	-Inf	3	Vertical	0	1.26



RSE TX above 1GHz_Non-Beamforming_Radio 3

Appendix E.4

Mode	Result	Type	Freq (Hz)	Level (dBuV/m)	Limit (dBuV/m)	Margin (dB)	Dist (m)	Condition	Azimuth (°)	Height (m)
5190MHz	Pass	PK	5.1472G	66.27	74.00	-7.73	3	Vertical	0	1.26
5190MHz	Pass	PK	5.1908G	115.34	Inf	-Inf	3	Vertical	0	1.26
5190MHz	Pass	AV	5.1496G	52.96	54.00	-1.04	3	Horizontal	4	1.50
5190MHz	Pass	AV	5.1888G	103.94	Inf	-Inf	3	Horizontal	4	1.50
5190MHz	Pass	PK	5.1484G	66.59	74.00	-7.41	3	Horizontal	4	1.50
5190MHz	Pass	PK	5.1908G	115.99	Inf	-Inf	3	Horizontal	4	1.50
5190MHz	Pass	AV	15.56208G	46.84	54.00	-7.16	3	Vertical	281	1.50
5190MHz	Pass	PK	10.36608G	55.10	68.20	-13.10	3	Vertical	346	1.02
5190MHz	Pass	PK	15.59868G	59.26	74.00	-14.74	3	Vertical	281	1.50
5190MHz	Pass	AV	15.57588G	46.73	54.00	-7.27	3	Horizontal	116	1.00
5190MHz	Pass	PK	10.39632G	55.23	68.20	-12.97	3	Horizontal	25	1.56
5190MHz	Pass	PK	15.5634G	59.71	74.00	-14.29	3	Horizontal	116	1.00
5230MHz	Pass	AV	5.15G	52.96	54.00	-1.04	3	Vertical	345	1.04
5230MHz	Pass	AV	5.2288G	107.47	Inf	-Inf	3	Vertical	345	1.04
5230MHz	Pass	PK	5.1472G	67.01	74.00	-6.99	3	Vertical	345	1.04
5230MHz	Pass	PK	5.2224G	118.95	Inf	-Inf	3	Vertical	345	1.04
5230MHz	Pass	AV	5.1488G	52.24	54.00	-1.76	3	Horizontal	10	1.30
5230MHz	Pass	AV	5.2384G	107.98	Inf	-Inf	3	Horizontal	10	1.30
5230MHz	Pass	PK	5.1484G	66.40	74.00	-7.60	3	Horizontal	10	1.30
5230MHz	Pass	PK	5.2284G	119.97	Inf	-Inf	3	Horizontal	10	1.30
5230MHz	Pass	AV	15.68592G	47.45	54.00	-6.55	3	Vertical	18	1.50
5230MHz	Pass	PK	10.45376G	55.65	68.20	-12.55	3	Vertical	192	2.92
5230MHz	Pass	PK	15.67776G	61.45	74.00	-12.55	3	Vertical	18	1.50
5230MHz	Pass	AV	15.68484G	47.46	54.00	-6.54	3	Horizontal	309	1.50
5230MHz	Pass	PK	10.4762G	54.82	68.20	-13.38	3	Horizontal	214	2.88
5230MHz	Pass	PK	15.69264G	61.46	74.00	-12.54	3	Horizontal	309	1.50
5755MHz	Pass	AV	5.4586G	47.77	54.00	-6.23	3	Vertical	352	1.37
5755MHz	Pass	AV	5.7502G	111.00	Inf	-Inf	3	Vertical	352	1.37
5755MHz	Pass	PK	5.6506G	68.16	68.64	-0.48	3	Vertical	352	1.37
5755MHz	Pass	PK	5.761G	122.77	Inf	-Inf	3	Vertical	352	1.37
5755MHz	Pass	PK	6.0166G	62.05	68.20	-6.15	3	Vertical	352	1.37
5755MHz	Pass	AV	5.4586G	47.40	54.00	-6.60	3	Horizontal	345	1.39
5755MHz	Pass	AV	5.7526G	107.02	Inf	-Inf	3	Horizontal	345	1.39
5755MHz	Pass	PK	5.6518G	67.51	69.53	-2.02	3	Horizontal	345	1.39
5755MHz	Pass	PK	5.7514G	117.96	Inf	-Inf	3	Horizontal	345	1.39
5755MHz	Pass	PK	6.0298G	61.70	68.20	-6.50	3	Horizontal	345	1.39
5755MHz	Pass	AV	11.53748G	43.36	54.00	-10.64	3	Vertical	75	1.78
5755MHz	Pass	PK	11.534G	56.57	74.00	-17.43	3	Vertical	75	1.78
5755MHz	Pass	PK	17.26692G	59.53	68.20	-8.67	3	Vertical	37	1.50
5755MHz	Pass	AV	11.534G	43.51	54.00	-10.49	3	Horizontal	255	1.50
5755MHz	Pass	PK	11.51348G	55.92	74.00	-18.08	3	Horizontal	255	1.50
5755MHz	Pass	PK	17.2794G	60.22	68.20	-7.98	3	Horizontal	330	2.36
5795MHz	Pass	AV	5.7914G	110.95	Inf	-Inf	3	Vertical	352	1.50
5795MHz	Pass	PK	5.6486G	65.42	68.20	-2.78	3	Vertical	352	1.50
5795MHz	Pass	PK	5.7902G	122.63	Inf	-Inf	3	Vertical	352	1.50
5795MHz	Pass	PK	5.9294G	65.77	68.20	-2.43	3	Vertical	352	1.50
5795MHz	Pass	AV	5.7962G	110.83	Inf	-Inf	3	Horizontal	360	1.37
5795MHz	Pass	PK	5.6462G	63.31	68.20	-4.89	3	Horizontal	360	1.37
5795MHz	Pass	PK	5.7962G	121.84	Inf	-Inf	3	Horizontal	360	1.37
5795MHz	Pass	PK	5.927G	64.04	68.20	-4.16	3	Horizontal	360	1.37
5795MHz	Pass	AV	11.59768G	43.98	54.00	-10.02	3	Vertical	333	1.50
5795MHz	Pass	PK	11.60356G	56.07	74.00	-17.93	3	Vertical	333	1.50
5795MHz	Pass	PK	17.37744G	59.70	68.20	-8.50	3	Vertical	360	1.50
5795MHz	Pass	AV	11.58976G	44.02	54.00	-9.98	3	Horizontal	38	1.50
5795MHz	Pass	PK	11.61592G	56.17	74.00	-17.83	3	Horizontal	38	1.50
5795MHz	Pass	PK	17.40312G	59.99	68.20	-8.21	3	Horizontal	112	1.50
802.11ax HEW80_Nss1_(MCS0)_2TX	-	-	-	-	-	-	-	-	-	-
5210MHz	Pass	AV	5.149G	52.34	54.00	-1.66	3	Vertical	0	1.29
5210MHz	Pass	AV	5.208G	99.30	Inf	-Inf	3	Vertical	0	1.29
5210MHz	Pass	AV	5.354G	47.80	54.00	-6.20	3	Vertical	0	1.29
5210MHz	Pass	PK	5.148G	64.43	74.00	-9.57	3	Vertical	0	1.29
5210MHz	Pass	PK	5.216G	111.72	Inf	-Inf	3	Vertical	0	1.29



RSE TX above 1GHz_Non-Beamforming_Radio 3

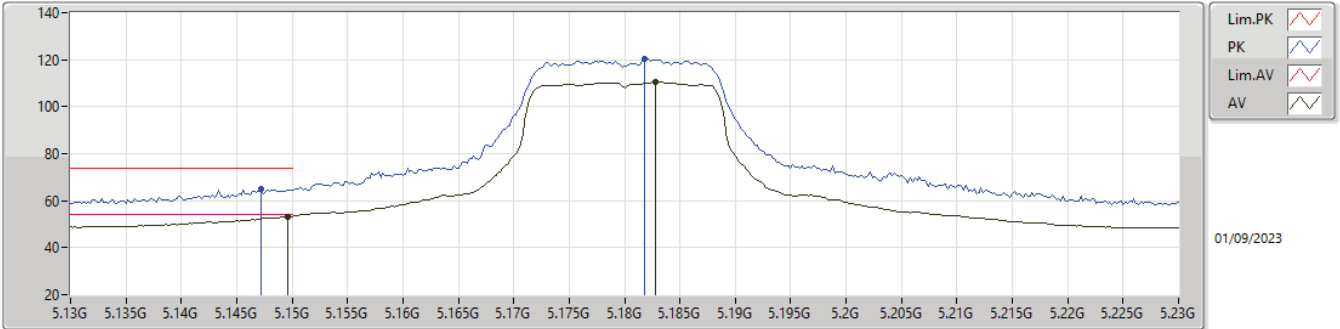
Appendix E.4

Mode	Result	Type	Freq (Hz)	Level (dBuV/m)	Limit (dBuV/m)	Margin (dB)	Dist (m)	Condition	Azimuth (°)	Height (m)
5210MHz	Pass	PK	5.42G	59.45	74.00	-14.55	3	Vertical	0	1.29
5210MHz	Pass	AV	5.149G	53.35	54.00	-0.65	3	Horizontal	0	1.23
5210MHz	Pass	AV	5.209G	99.66	Inf	-Inf	3	Horizontal	0	1.23
5210MHz	Pass	AV	5.453G	47.36	54.00	-6.64	3	Horizontal	0	1.23
5210MHz	Pass	PK	5.15G	65.23	74.00	-8.77	3	Horizontal	0	1.23
5210MHz	Pass	PK	5.209G	112.47	Inf	-Inf	3	Horizontal	0	1.23
5210MHz	Pass	PK	5.35G	59.25	74.00	-14.75	3	Horizontal	0	1.23
5210MHz	Pass	AV	15.57264G	46.74	54.00	-7.26	3	Vertical	3	2.77
5210MHz	Pass	PK	10.45312G	55.29	68.20	-12.91	3	Vertical	234	1.50
5210MHz	Pass	PK	15.6444G	59.00	74.00	-15.00	3	Vertical	3	2.77
5210MHz	Pass	AV	15.57024G	46.74	54.00	-7.26	3	Horizontal	254	2.49
5210MHz	Pass	PK	10.438G	55.06	68.20	-13.14	3	Horizontal	147	1.50
5210MHz	Pass	PK	15.6744G	58.51	74.00	-15.49	3	Horizontal	254	2.49
5775MHz	Pass	AV	5.7714G	105.52	Inf	-Inf	3	Vertical	353	1.40
5775MHz	Pass	PK	5.6502G	68.20	68.35	-0.15	3	Vertical	353	1.40
5775MHz	Pass	PK	5.7498G	116.29	Inf	-Inf	3	Vertical	353	1.40
5775MHz	Pass	PK	5.931G	64.76	68.20	-3.44	3	Vertical	353	1.40
5775MHz	Pass	AV	5.7666G	104.36	Inf	-Inf	3	Horizontal	360	1.37
5775MHz	Pass	PK	5.6358G	65.66	68.20	-2.54	3	Horizontal	360	1.37
5775MHz	Pass	PK	5.763G	115.63	Inf	-Inf	3	Horizontal	360	1.37
5775MHz	Pass	PK	5.9286G	64.47	68.20	-3.73	3	Horizontal	360	1.37
5775MHz	Pass	AV	11.60328G	43.73	54.00	-10.27	3	Vertical	360	1.50
5775MHz	Pass	PK	11.52888G	56.09	74.00	-17.91	3	Vertical	360	1.50
5775MHz	Pass	PK	17.35668G	60.37	68.20	-7.83	3	Vertical	121	1.50
5775MHz	Pass	AV	11.60016G	43.72	54.00	-10.28	3	Horizontal	199	1.50
5775MHz	Pass	PK	11.59176G	56.01	74.00	-17.99	3	Horizontal	199	1.50
5775MHz	Pass	PK	17.34348G	59.74	68.20	-8.46	3	Horizontal	270	1.50



5.15-5.25GHz_802.11a_Nss1,(6Mbps)_2TX

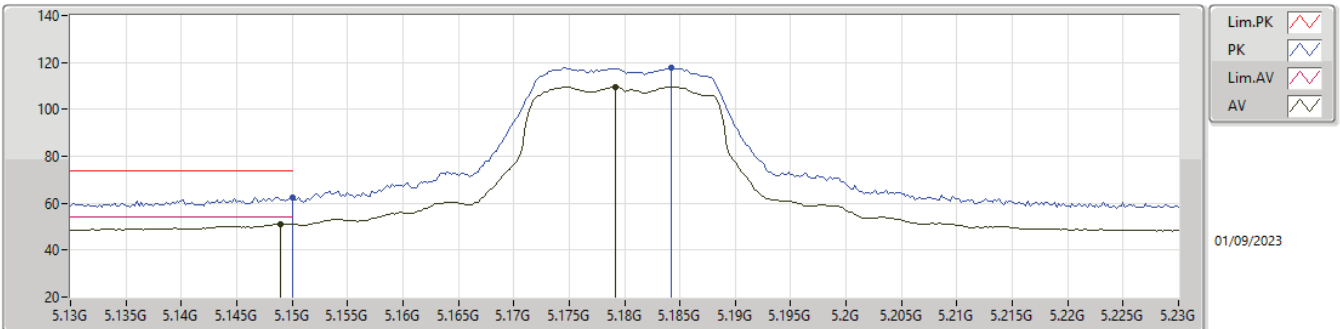
5180MHz_TX



Type	Freq (Hz)	Level (dBuV/m)	Limit (dBuV/m)	Margin (dB)	Factor (dB)	Dist (m)	Condition	Azimuth (°)	Height (m)	Raw (dBuV)	AF (dB)	CL (dB)	PA (dB)
AV	5.1496G	53.26	54.00	-0.74	6.26	3	Vertical	0	1.42	47.00	33.20	7.02	33.96
AV	5.1828G	110.45	Inf	-Inf	6.30	3	Vertical	0	1.42	104.15	33.20	7.05	33.95
PK	5.1472G	64.75	74.00	-9.25	6.25	3	Vertical	0	1.42	58.50	33.19	7.02	33.96
PK	5.1818G	120.26	Inf	-Inf	6.30	3	Vertical	0	1.42	113.96	33.20	7.05	33.95

5.15-5.25GHz_802.11a_Nss1,(6Mbps)_2TX

5180MHz_TX

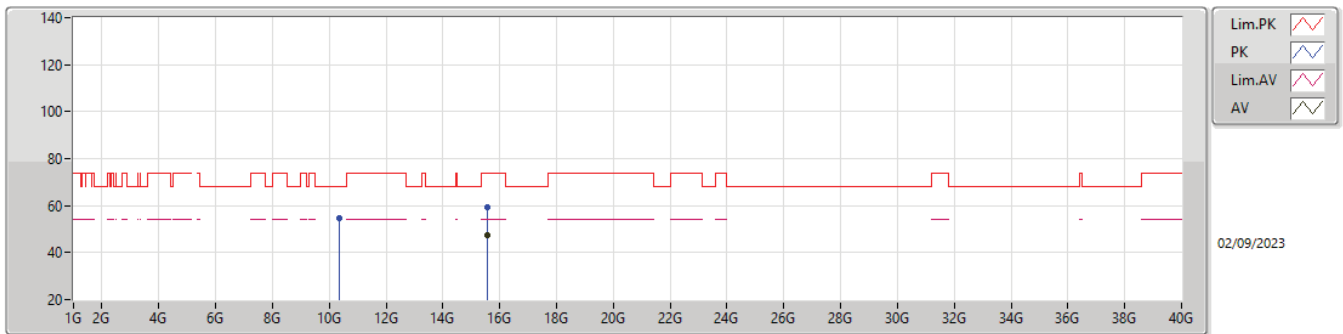


Type	Freq (Hz)	Level (dBuV/m)	Limit (dBuV/m)	Margin (dB)	Factor (dB)	Dist (m)	Condition	Azimuth (°)	Height (m)	Raw (dBuV)	AF (dB)	CL (dB)	PA (dB)
AV	5.149G	51.20	54.00	-2.80	6.26	3	Horizontal	4	1.41	44.94	33.20	7.02	33.96
AV	5.1792G	109.64	Inf	-Inf	6.30	3	Horizontal	4	1.41	103.34	33.20	7.05	33.95
PK	5.15G	62.23	74.00	-11.77	6.26	3	Horizontal	4	1.41	55.97	33.20	7.02	33.96
PK	5.1842G	117.94	Inf	-Inf	6.30	3	Horizontal	4	1.41	111.64	33.20	7.05	33.95



5.15-5.25GHz_802.11a_Nss1,(6Mbps)_2TX

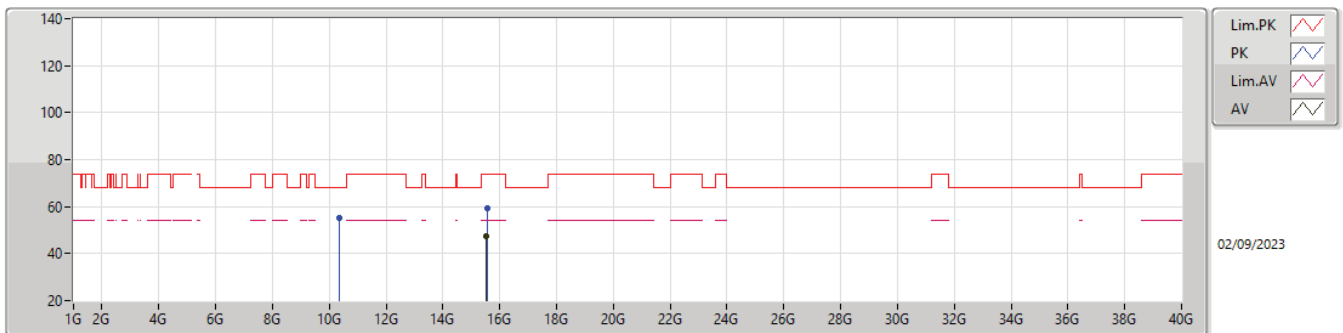
5180MHz_TX



Type	Freq (Hz)	Level (dBuV/m)	Limit (dBuV/m)	Margin (dB)	Factor (dB)	Dist (m)	Condition	Azimuth (°)	Height (m)	Raw (dBuV)	AF (dB)	CL (dB)	PA (dB)
AV	15.54816G	47.50	54.00	-6.50	17.93	3	Vertical	224	1.50	29.57	38.75	12.80	33.62
PK	10.35688G	54.81	68.20	-13.39	14.81	3	Vertical	345	1.00	40.00	38.96	10.32	34.47
PK	15.54618G	59.16	74.00	-14.84	17.92	3	Vertical	224	1.50	41.24	38.75	12.79	33.62

5.15-5.25GHz_802.11a_Nss1,(6Mbps)_2TX

5180MHz_TX

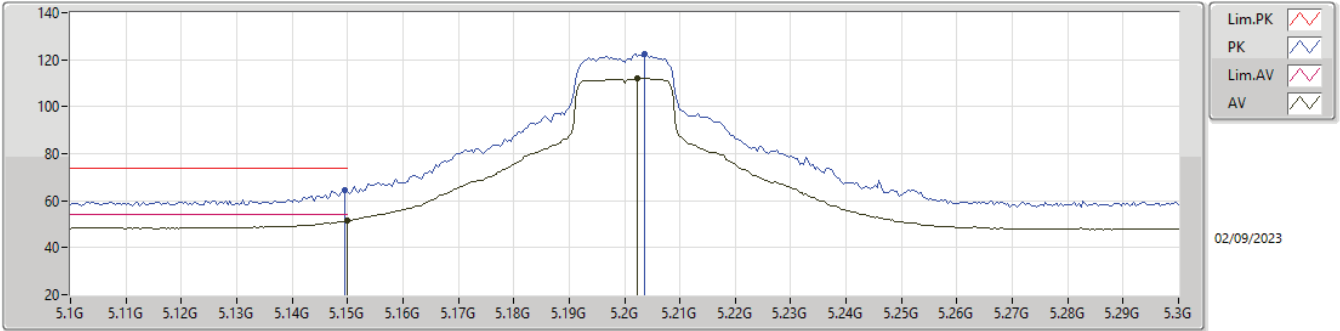


Type	Freq (Hz)	Level (dBuV/m)	Limit (dBuV/m)	Margin (dB)	Factor (dB)	Dist (m)	Condition	Azimuth (°)	Height (m)	Raw (dBuV)	AF (dB)	CL (dB)	PA (dB)
AV	15.53268G	47.44	54.00	-6.56	17.94	3	Horizontal	61	1.50	29.50	38.77	12.79	33.62
PK	10.3729G	55.10	68.20	-13.10	14.84	3	Horizontal	304	1.52	40.26	38.97	10.33	34.46
PK	15.5508G	59.17	74.00	-14.83	17.93	3	Horizontal	61	1.50	41.24	38.75	12.80	33.62



5.15-5.25GHz_802.11a_Nss1,(6Mbps)_2TX

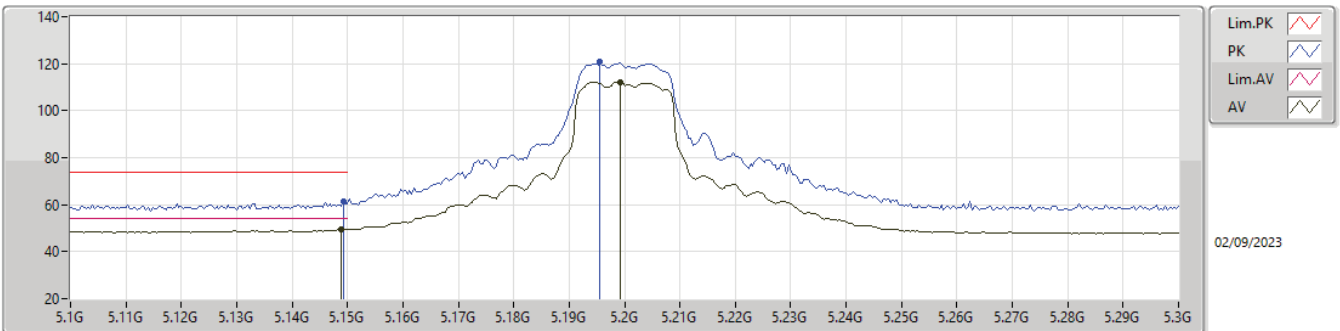
5200MHz_TX



Type	Freq (Hz)	Level (dBuV/m)	Limit (dBuV/m)	Margin (dB)	Factor (dB)	Dist (m)	Condition	Azimuth (°)	Height (m)	Raw (dBuV)	AF (dB)	CL (dB)	PA (dB)
AV	5.15G	51.55	54.00	-2.45	6.26	3	Vertical	360	1.23	45.29	33.20	7.02	33.96
AV	5.2024G	112.30	Inf	-Inf	6.32	3	Vertical	360	1.23	105.98	33.20	7.07	33.95
PK	5.1496G	64.42	74.00	-9.58	6.26	3	Vertical	360	1.23	58.16	33.20	7.02	33.96
PK	5.2036G	122.32	Inf	-Inf	6.31	3	Vertical	360	1.23	116.01	33.19	7.07	33.95

5.15-5.25GHz_802.11a_Nss1,(6Mbps)_2TX

5200MHz_TX

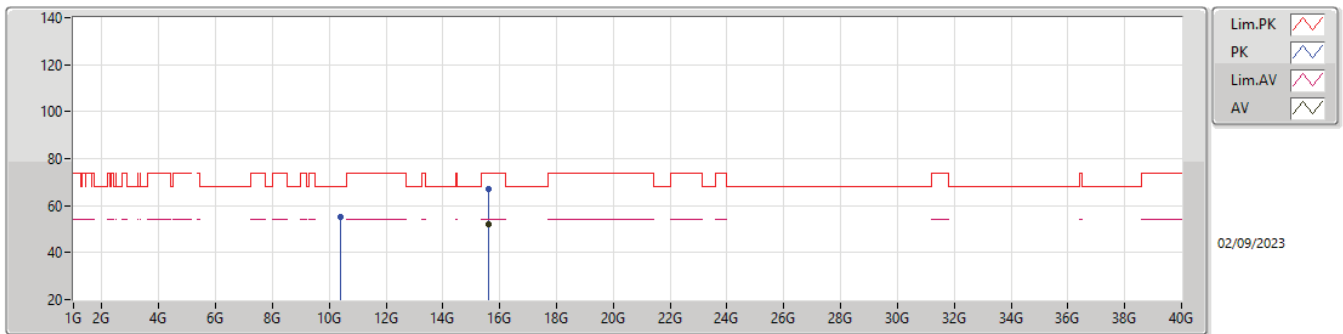


Type	Freq (Hz)	Level (dBuV/m)	Limit (dBuV/m)	Margin (dB)	Factor (dB)	Dist (m)	Condition	Azimuth (°)	Height (m)	Raw (dBuV)	AF (dB)	CL (dB)	PA (dB)
AV	5.1488G	49.74	54.00	-4.26	6.26	3	Horizontal	7	1.36	43.48	33.20	7.02	33.96
AV	5.1992G	112.29	Inf	-Inf	6.32	3	Horizontal	7	1.36	105.97	33.20	7.07	33.95
PK	5.1492G	61.56	74.00	-12.44	6.26	3	Horizontal	7	1.36	55.30	33.20	7.02	33.96
PK	5.1956G	120.65	Inf	-Inf	6.32	3	Horizontal	7	1.36	114.33	33.20	7.07	33.95



5.15-5.25GHz_802.11a_Nss1,(6Mbps)_2TX

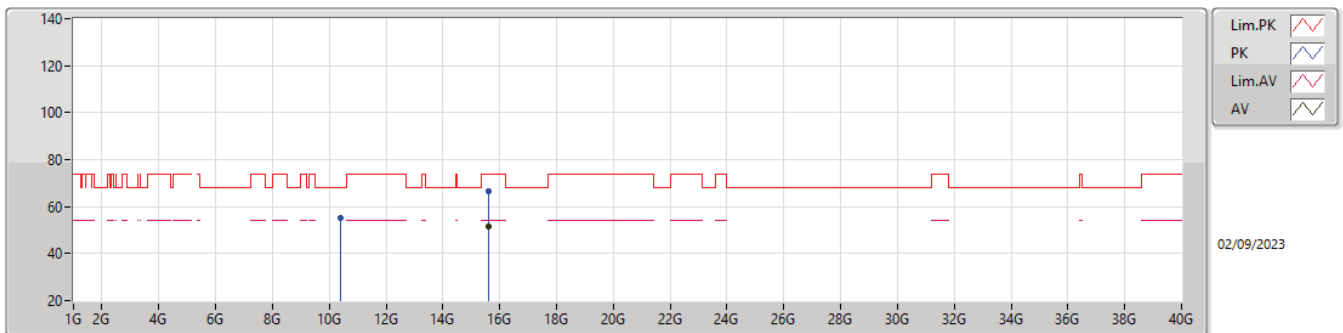
5200MHz_TX



Type	Freq (Hz)	Level (dBuV/m)	Limit (dBuV/m)	Margin (dB)	Factor (dB)	Dist (m)	Condition	Azimuth (°)	Height (m)	Raw (dBuV)	AF (dB)	CL (dB)	PA (dB)
AV	15.5994G	52.18	54.00	-1.82	17.88	3	Vertical	20	1.40	34.30	38.70	12.83	33.65
PK	10.40726G	55.22	68.20	-12.98	14.91	3	Vertical	141	1.50	40.31	39.00	10.35	34.44
PK	15.59802G	66.90	74.00	-7.10	17.88	3	Vertical	20	1.40	49.02	38.70	12.83	33.65

5.15-5.25GHz_802.11a_Nss1,(6Mbps)_2TX

5200MHz_TX

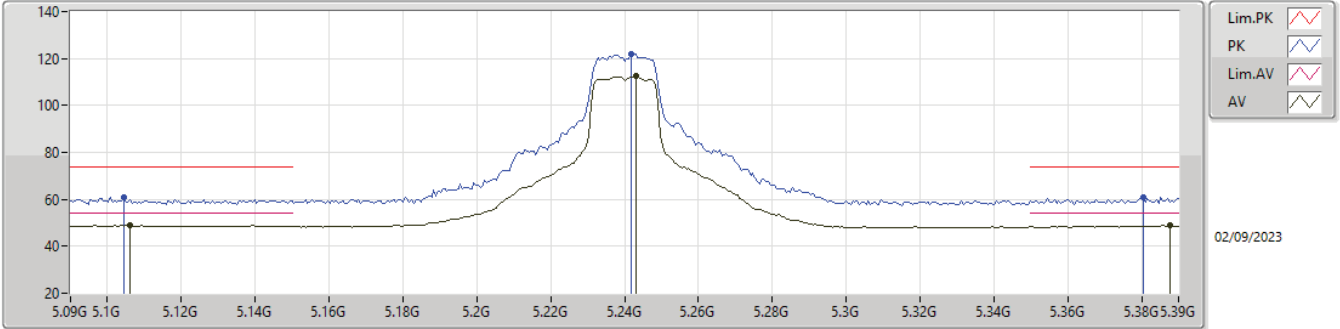


Type	Freq (Hz)	Level (dBuV/m)	Limit (dBuV/m)	Margin (dB)	Factor (dB)	Dist (m)	Condition	Azimuth (°)	Height (m)	Raw (dBuV)	AF (dB)	CL (dB)	PA (dB)
AV	15.59724G	51.48	54.00	-2.52	17.89	3	Horizontal	45	1.54	33.59	38.70	12.83	33.64
PK	10.40366G	55.43	68.20	-12.77	14.89	3	Horizontal	341	1.50	40.54	39.00	10.34	34.45
PK	15.59976G	66.35	74.00	-7.65	17.88	3	Horizontal	45	1.54	48.47	38.70	12.83	33.65



5.15-5.25GHz_802.11a_Nss1,(6Mbps)_2TX

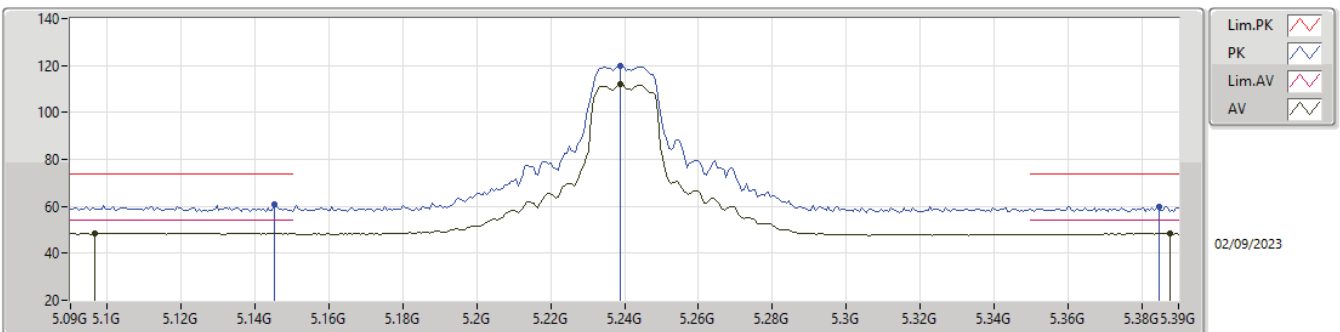
5240MHz_TX



Type	Freq (Hz)	Level (dBuV/m)	Limit (dBuV/m)	Margin (dB)	Factor (dB)	Dist (m)	Condition	Azimuth (°)	Height (m)	Raw (dBuV)	AF (dB)	CL (dB)	PA (dB)
AV	5.1062G	48.92	54.00	-5.08	6.12	3	Vertical	0	1.50	42.80	33.11	6.98	33.97
AV	5.243G	112.33	Inf	-Inf	6.27	3	Vertical	0	1.50	106.06	33.11	7.10	33.94
AV	5.3876G	49.01	54.00	-4.99	6.25	3	Vertical	0	1.50	42.76	32.98	7.18	33.91
PK	5.1044G	60.90	74.00	-13.10	6.11	3	Vertical	0	1.50	54.79	33.11	6.97	33.97
PK	5.2418G	122.08	Inf	-Inf	6.28	3	Vertical	0	1.50	115.80	33.12	7.10	33.94
PK	5.3804G	60.89	74.00	-13.11	6.23	3	Vertical	0	1.50	54.66	32.96	7.18	33.91

5.15-5.25GHz_802.11a_Nss1,(6Mbps)_2TX

5240MHz_TX

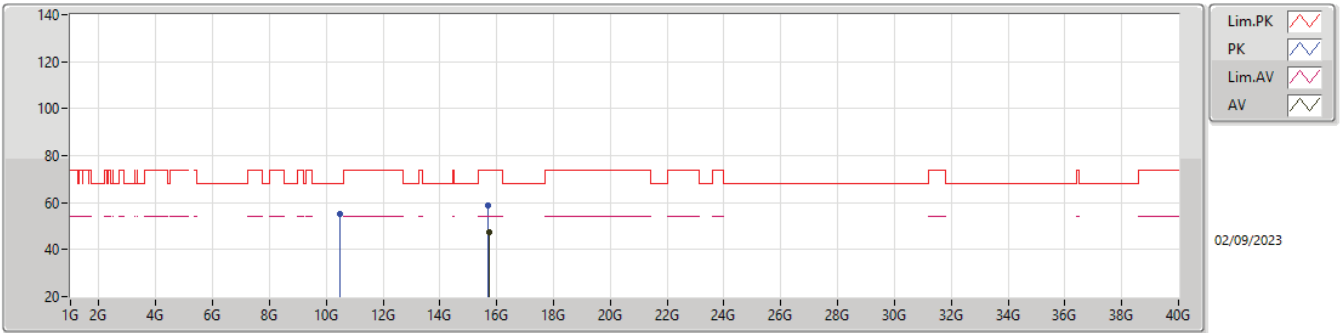


Type	Freq (Hz)	Level (dBuV/m)	Limit (dBuV/m)	Margin (dB)	Factor (dB)	Dist (m)	Condition	Azimuth (°)	Height (m)	Raw (dBuV)	AF (dB)	CL (dB)	PA (dB)
AV	5.0966G	48.67	54.00	-5.33	6.11	3	Horizontal	9	1.27	42.56	33.11	6.97	33.97
AV	5.2388G	111.87	Inf	-Inf	6.27	3	Horizontal	9	1.27	105.60	33.12	7.09	33.94
AV	5.3876G	48.54	54.00	-5.46	6.25	3	Horizontal	9	1.27	42.29	32.98	7.18	33.91
PK	5.1452G	60.68	74.00	-13.32	6.25	3	Horizontal	9	1.27	54.43	33.19	7.02	33.96
PK	5.2388G	119.98	Inf	-Inf	6.27	3	Horizontal	9	1.27	113.71	33.12	7.09	33.94
PK	5.3846G	60.08	74.00	-13.92	6.24	3	Horizontal	9	1.27	53.84	32.97	7.18	33.91



5.15-5.25GHz_802.11a_Nss1,(6Mbps)_2TX

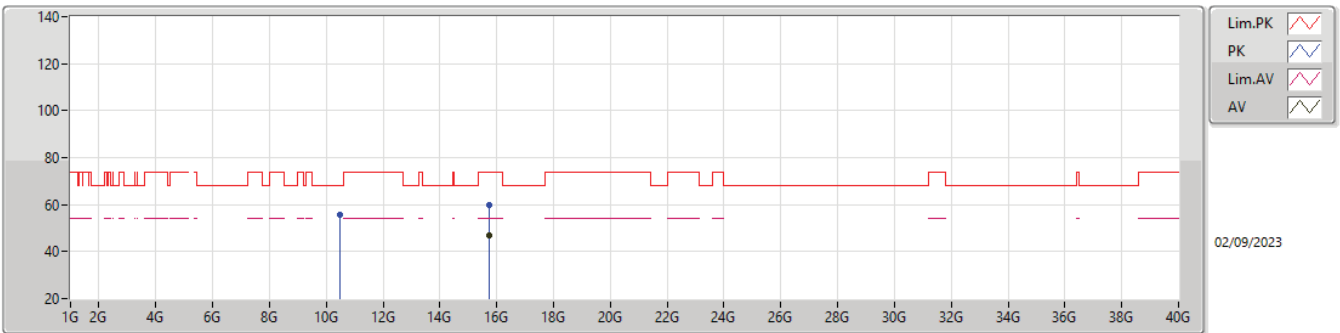
5240MHz_TX



Type	Freq (Hz)	Level (dBuV/m)	Limit (dBuV/m)	Margin (dB)	Factor (dB)	Dist (m)	Condition	Azimuth (°)	Height (m)	Raw (dBuV)	AF (dB)	CL (dB)	PA (dB)
AV	15.71664G	47.19	54.00	-6.81	17.60	3	Vertical	17	2.54	29.59	38.40	12.90	33.70
PK	10.48726G	55.22	68.20	-12.98	14.98	3	Vertical	246	1.50	40.24	39.00	10.38	34.40
PK	15.71178G	58.62	74.00	-15.38	17.60	3	Vertical	17	2.54	41.02	38.40	12.90	33.70

5.15-5.25GHz_802.11a_Nss1,(6Mbps)_2TX

5240MHz_TX

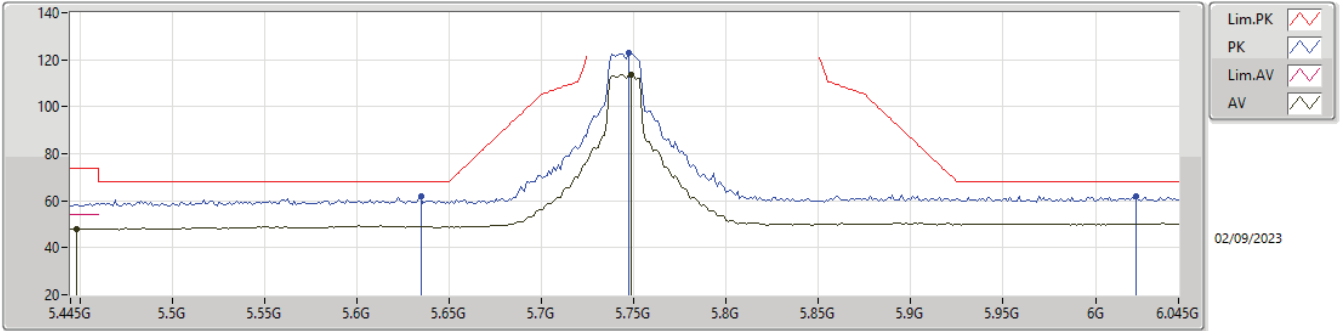


Type	Freq (Hz)	Level (dBuV/m)	Limit (dBuV/m)	Margin (dB)	Factor (dB)	Dist (m)	Condition	Azimuth (°)	Height (m)	Raw (dBuV)	AF (dB)	CL (dB)	PA (dB)
AV	15.72744G	46.90	54.00	-7.10	17.61	3	Horizontal	331	1.49	29.29	38.40	12.91	33.70
PK	10.48306G	55.55	68.20	-12.65	14.98	3	Horizontal	341	1.98	40.57	39.00	10.38	34.40
PK	15.7347G	59.80	74.00	-14.20	17.60	3	Horizontal	331	1.49	42.20	38.40	12.91	33.71



5.725-5.85GHz_802.11a_Nss1,(6Mbps)_2TX

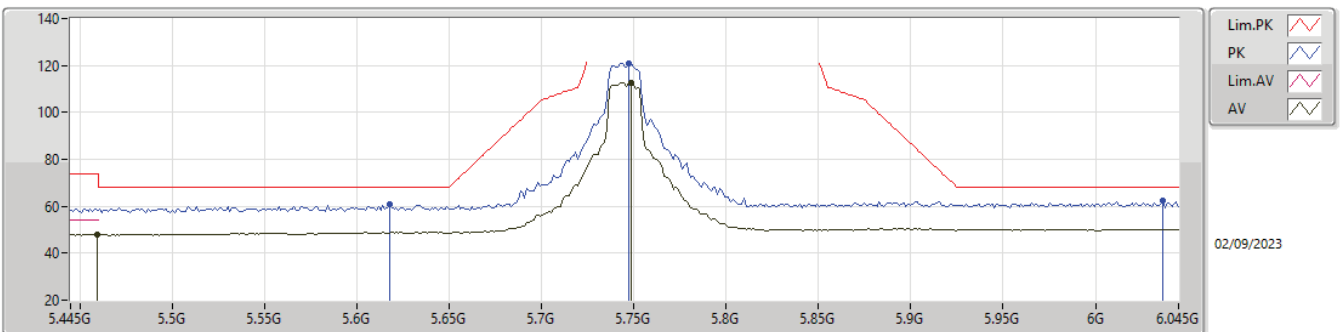
5745MHz_TX



Type	Freq (Hz)	Level (dBuV/m)	Limit (dBuV/m)	Margin (dB)	Factor (dB)	Dist (m)	Condition	Azimuth (°)	Height (m)	Raw (dBuV)	AF (dB)	CL (dB)	PA (dB)
AV	5.4486G	48.06	54.00	-5.94	6.32	3	Vertical	350	1.40	41.74	33.00	7.22	33.90
AV	5.7486G	113.73	Inf	-Inf	7.38	3	Vertical	350	1.40	106.35	33.89	7.46	33.97
PK	5.6346G	61.85	68.20	-6.35	6.51	3	Vertical	350	1.40	55.34	33.10	7.34	33.93
PK	5.7474G	123.16	Inf	-Inf	7.37	3	Vertical	350	1.40	115.79	33.89	7.45	33.97
PK	6.0222G	62.07	68.20	-6.13	7.58	3	Vertical	350	1.40	54.49	34.14	7.50	34.06

5.725-5.85GHz_802.11a_Nss1,(6Mbps)_2TX

5745MHz_TX

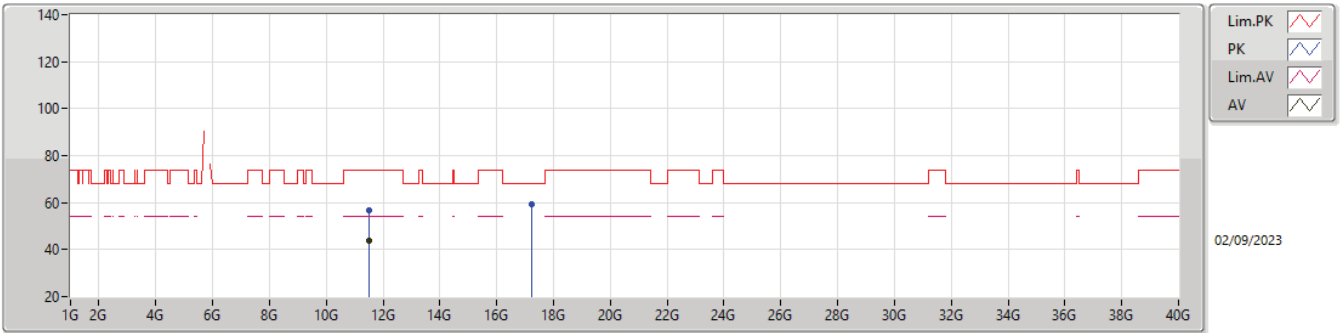


Type	Freq (Hz)	Level (dBuV/m)	Limit (dBuV/m)	Margin (dB)	Factor (dB)	Dist (m)	Condition	Azimuth (°)	Height (m)	Raw (dBuV)	AF (dB)	CL (dB)	PA (dB)
AV	5.4594G	47.95	54.00	-6.05	6.32	3	Horizontal	351	1.50	41.63	33.00	7.22	33.90
AV	5.7486G	112.68	Inf	-Inf	7.38	3	Horizontal	351	1.50	105.30	33.89	7.46	33.97
PK	5.6178G	60.81	68.20	-7.39	6.49	3	Horizontal	351	1.50	54.32	33.10	7.32	33.93
PK	5.7474G	120.92	Inf	-Inf	7.37	3	Horizontal	351	1.50	113.55	33.89	7.45	33.97
PK	6.0366G	62.52	68.20	-5.68	7.62	3	Horizontal	351	1.50	54.90	34.17	7.51	34.06



5.725-5.85GHz_802.11a_Nss1,(6Mbps)_2TX

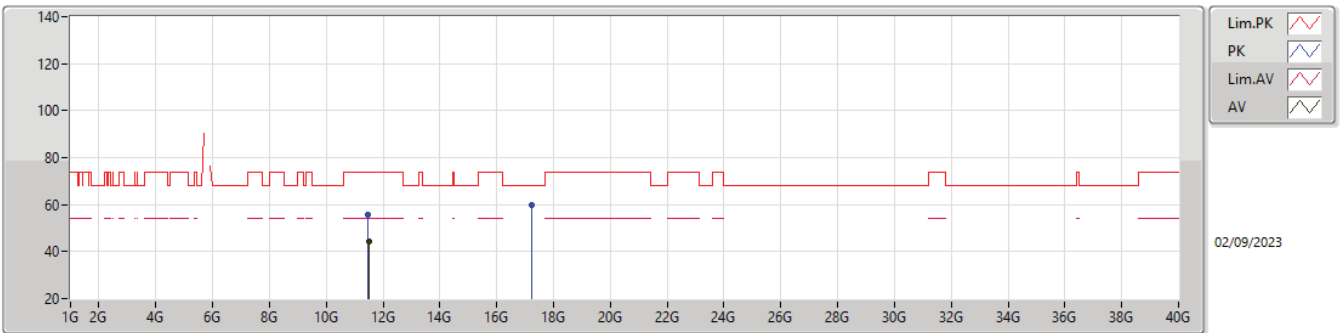
5745MHz_TX



Type	Freq (Hz)	Level (dBuV/m)	Limit (dBuV/m)	Margin (dB)	Factor (dB)	Dist (m)	Condition	Azimuth (°)	Height (m)	Raw (dBuV)	AF (dB)	CL (dB)	PA (dB)
AV	11.50326G	43.79	54.00	-10.21	16.01	3	Vertical	329	1.50	27.78	39.19	10.84	34.02
PK	11.49468G	56.90	74.00	-17.10	16.02	3	Vertical	329	1.50	40.88	39.20	10.84	34.02
PK	17.23944G	59.32	68.20	-8.88	18.88	3	Vertical	105	1.50	40.44	38.34	14.05	33.51

5.725-5.85GHz_802.11a_Nss1,(6Mbps)_2TX

5745MHz_TX

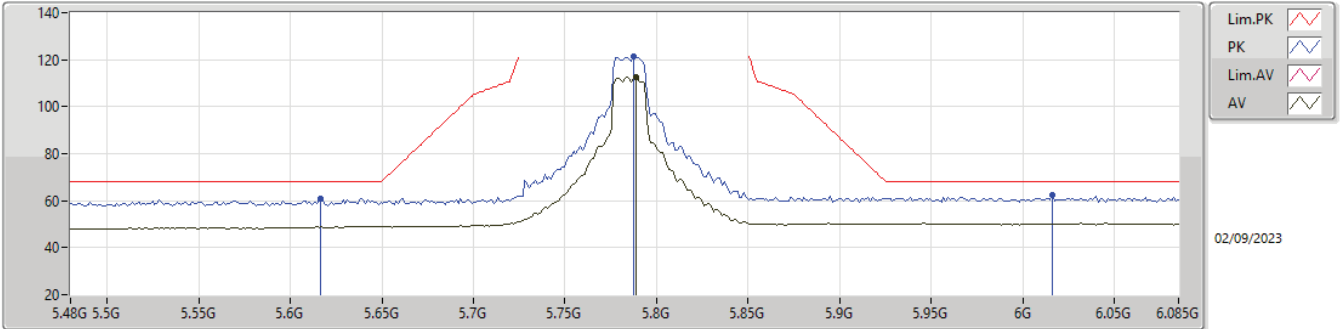


Type	Freq (Hz)	Level (dBuV/m)	Limit (dBuV/m)	Margin (dB)	Factor (dB)	Dist (m)	Condition	Azimuth (°)	Height (m)	Raw (dBuV)	AF (dB)	CL (dB)	PA (dB)
AV	11.49006G	44.12	54.00	-9.88	16.02	3	Horizontal	37	1.57	28.10	39.20	10.84	34.02
PK	11.48016G	55.74	74.00	-18.26	16.01	3	Horizontal	37	1.57	39.73	39.20	10.83	34.02
PK	17.23278G	60.04	68.20	-8.16	18.86	3	Horizontal	340	1.46	41.18	38.33	14.04	33.51



5.725-5.85GHz_802.11a_Nss1,(6Mbps)_2TX

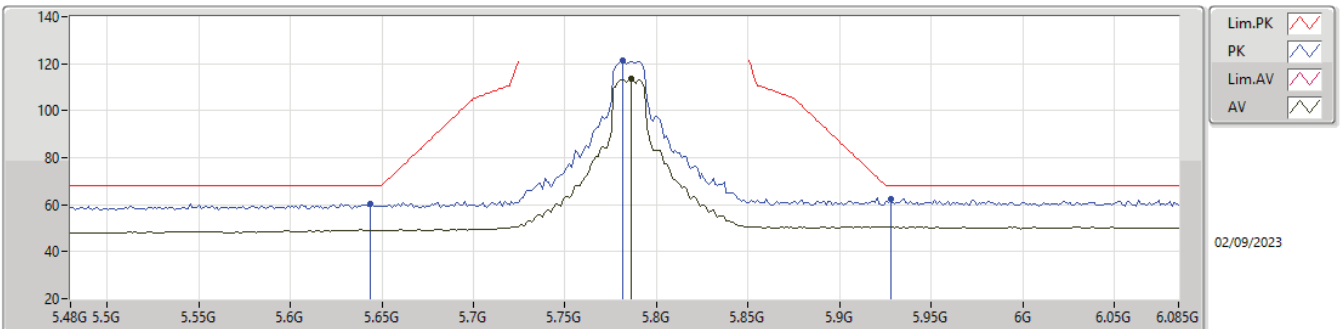
5785MHz_TX



Type	Freq (Hz)	Level (dBuV/m)	Limit (dBuV/m)	Margin (dB)	Factor (dB)	Dist (m)	Condition	Azimuth (°)	Height (m)	Raw (dBuV)	AF (dB)	CL (dB)	PA (dB)
AV	5.78855G	112.52	Inf	-Inf	7.57	3	Vertical	345	1.50	104.95	34.05	7.50	33.98
PK	5.61673G	60.67	68.20	-7.53	6.49	3	Vertical	345	1.50	54.18	33.10	7.32	33.93
PK	5.78734G	121.62	Inf	-Inf	7.57	3	Vertical	345	1.50	114.05	34.05	7.50	33.98
PK	6.01603G	62.25	68.20	-5.95	7.56	3	Vertical	345	1.50	54.69	34.13	7.49	34.06

5.725-5.85GHz_802.11a_Nss1,(6Mbps)_2TX

5785MHz_TX

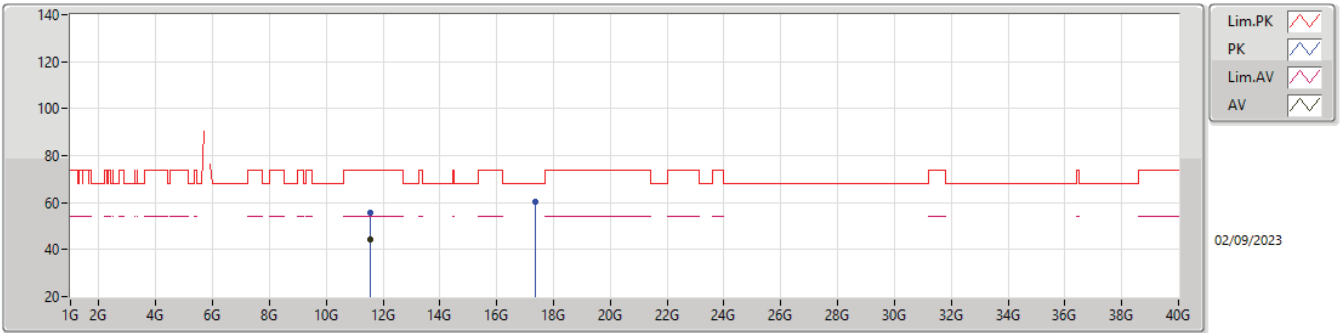


Type	Freq (Hz)	Level (dBuV/m)	Limit (dBuV/m)	Margin (dB)	Factor (dB)	Dist (m)	Condition	Azimuth (°)	Height (m)	Raw (dBuV)	AF (dB)	CL (dB)	PA (dB)
AV	5.78613G	113.51	Inf	-Inf	7.56	3	Horizontal	360	1.46	105.95	34.04	7.50	33.98
PK	5.64335G	60.38	68.20	-7.82	6.51	3	Horizontal	360	1.46	53.87	33.10	7.35	33.94
PK	5.78129G	121.50	Inf	-Inf	7.54	3	Horizontal	360	1.46	113.96	34.03	7.49	33.98
PK	5.9277G	62.43	68.20	-5.77	7.75	3	Horizontal	360	1.46	54.68	34.29	7.49	34.03



5.725-5.85GHz_802.11a_Nss1,(6Mbps)_2TX

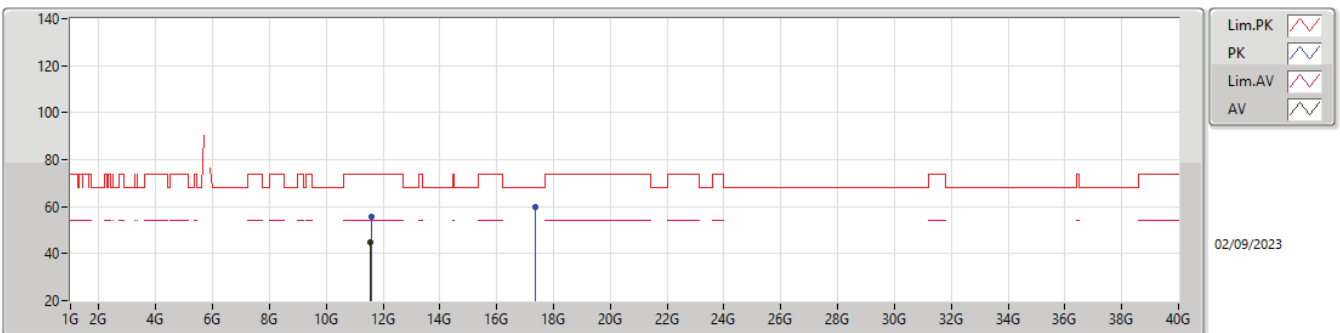
5785MHz_TX



Type	Freq (Hz)	Level (dBuV/m)	Limit (dBuV/m)	Margin (dB)	Factor (dB)	Dist (m)	Condition	Azimuth (°)	Height (m)	Raw (dBuV)	AF (dB)	CL (dB)	PA (dB)
AV	11.56346G	44.36	54.00	-9.64	15.79	3	Vertical	22	2.47	28.57	38.95	10.87	34.03
PK	11.5658G	55.68	74.00	-18.32	15.78	3	Vertical	22	2.47	39.90	38.94	10.87	34.03
PK	17.36334G	60.24	68.20	-7.96	19.17	3	Vertical	51	1.50	41.07	38.53	14.14	33.50

5.725-5.85GHz_802.11a_Nss1,(6Mbps)_2TX

5785MHz_TX

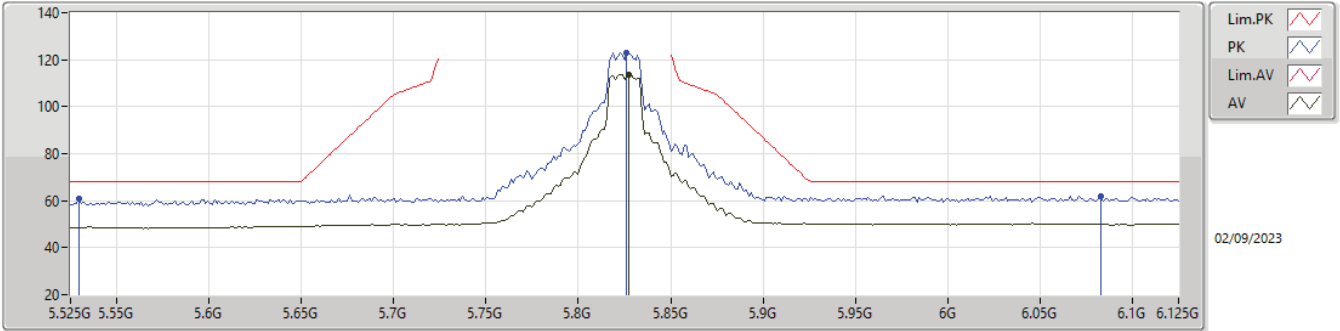


Type	Freq (Hz)	Level (dBuV/m)	Limit (dBuV/m)	Margin (dB)	Factor (dB)	Dist (m)	Condition	Azimuth (°)	Height (m)	Raw (dBuV)	AF (dB)	CL (dB)	PA (dB)
AV	11.56994G	44.69	54.00	-9.31	15.76	3	Horizontal	37	1.56	28.93	38.92	10.87	34.03
PK	11.57864G	55.89	74.00	-18.11	15.74	3	Horizontal	37	1.56	40.15	38.89	10.88	34.03
PK	17.36382G	59.96	68.20	-8.24	19.17	3	Horizontal	337	1.59	40.79	38.53	14.14	33.50



5.725-5.85GHz_802.11a_Nss1,(6Mbps)_2TX

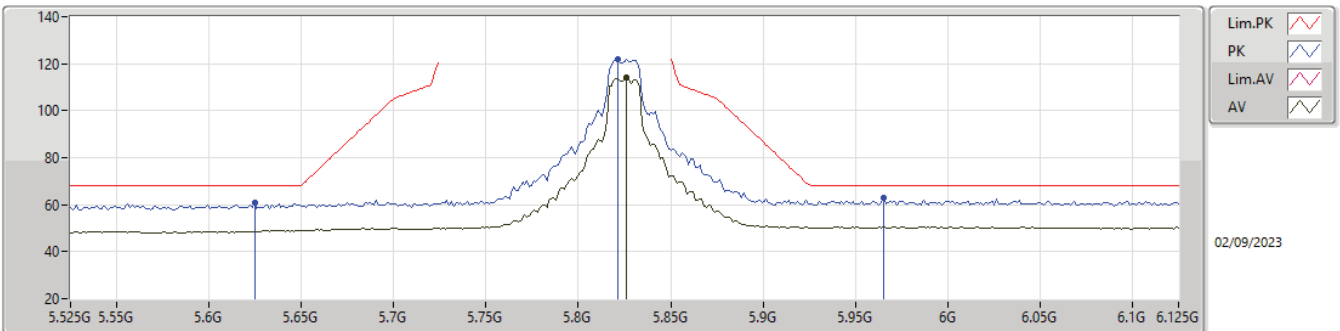
5825MHz_TX



Type	Freq (Hz)	Level (dBuV/m)	Limit (dBuV/m)	Margin (dB)	Factor (dB)	Dist (m)	Condition	Azimuth (°)	Height (m)	Raw (dBuV)	AF (dB)	CL (dB)	PA (dB)
AV	5.8274G	113.84	Inf	-Inf	7.62	3	Vertical	354	1.38	106.22	34.10	7.51	33.99
PK	5.5298G	60.89	68.20	-7.31	6.36	3	Vertical	354	1.38	54.53	33.00	7.26	33.90
PK	5.8262G	122.94	Inf	-Inf	7.62	3	Vertical	354	1.38	115.32	34.10	7.51	33.99
PK	6.083G	61.85	68.20	-6.35	7.60	3	Vertical	354	1.38	54.25	34.13	7.55	34.08

5.725-5.85GHz_802.11a_Nss1,(6Mbps)_2TX

5825MHz_TX

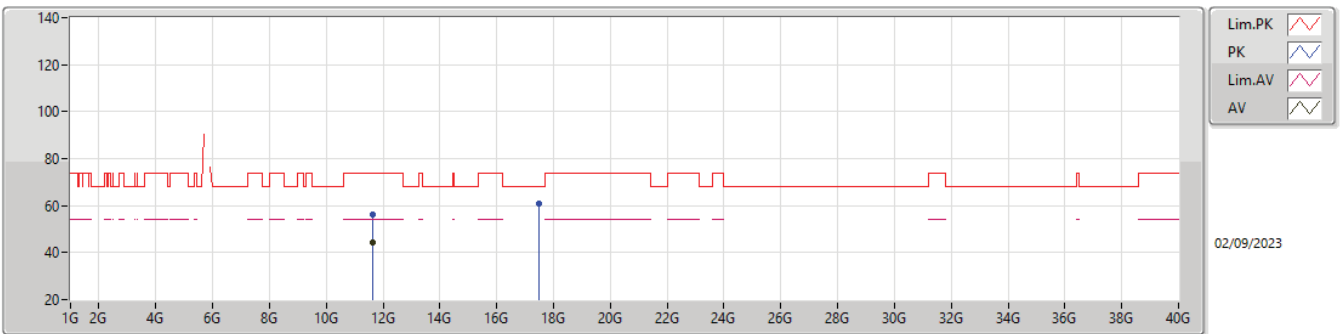


Type	Freq (Hz)	Level (dBuV/m)	Limit (dBuV/m)	Margin (dB)	Factor (dB)	Dist (m)	Condition	Azimuth (°)	Height (m)	Raw (dBuV)	AF (dB)	CL (dB)	PA (dB)
AV	5.8262G	113.94	Inf	-Inf	7.62	3	Horizontal	360	1.41	106.32	34.10	7.51	33.99
PK	5.6246G	60.93	68.20	-7.27	6.50	3	Horizontal	360	1.41	54.43	33.10	7.33	33.93
PK	5.8214G	121.86	Inf	-Inf	7.62	3	Horizontal	360	1.41	114.24	34.10	7.51	33.99
PK	5.9654G	62.80	68.20	-5.40	7.62	3	Horizontal	360	1.41	55.18	34.17	7.49	34.04



5.725-5.85GHz_802.11a_Nss1,(6Mbps)_2TX

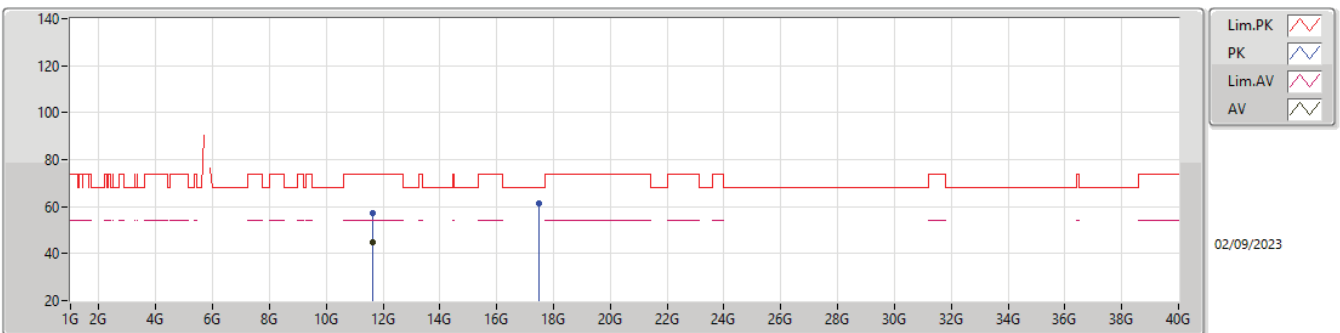
5825MHz_TX



Type	Freq (Hz)	Level (dBuV/m)	Limit (dBuV/m)	Margin (dB)	Factor (dB)	Dist (m)	Condition	Azimuth (°)	Height (m)	Raw (dBuV)	AF (dB)	CL (dB)	PA (dB)
AV	11.64388G	44.23	54.00	-9.77	15.66	3	Vertical	252	2.25	28.57	38.80	10.91	34.05
PK	11.63998G	55.95	74.00	-18.05	15.66	3	Vertical	252	2.25	40.29	38.80	10.91	34.05
PK	17.48058G	60.95	68.20	-7.25	19.43	3	Vertical	20	3.00	41.52	38.68	14.23	33.48

5.725-5.85GHz_802.11a_Nss1,(6Mbps)_2TX

5825MHz_TX

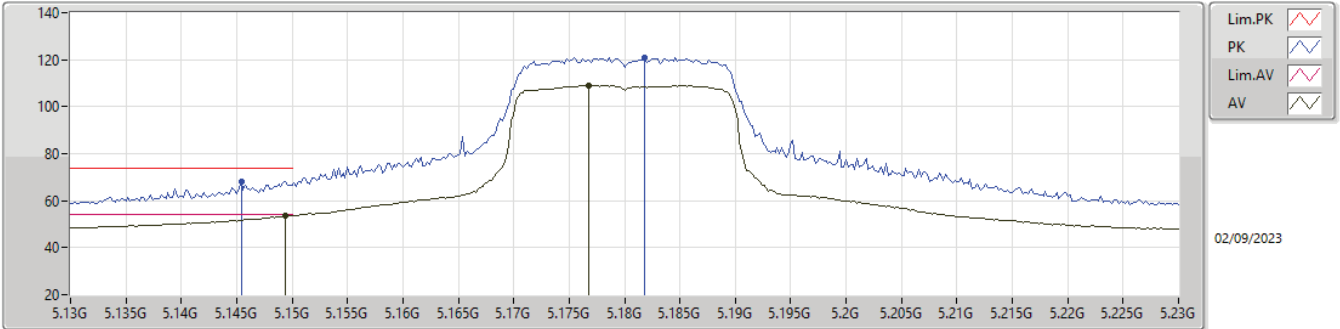


Type	Freq (Hz)	Level (dBuV/m)	Limit (dBuV/m)	Margin (dB)	Factor (dB)	Dist (m)	Condition	Azimuth (°)	Height (m)	Raw (dBuV)	AF (dB)	CL (dB)	PA (dB)
AV	11.6497G	45.06	54.00	-8.94	15.66	3	Horizontal	37	1.56	29.40	38.80	10.91	34.05
PK	11.64544G	57.47	74.00	-16.53	15.66	3	Horizontal	37	1.56	41.81	38.80	10.91	34.05
PK	17.4762G	61.46	68.20	-6.74	19.43	3	Horizontal	34	1.59	42.03	38.68	14.23	33.48



5.15-5.25GHz_802.11ax_HEW20_Nss1,(MCS0)_2TX

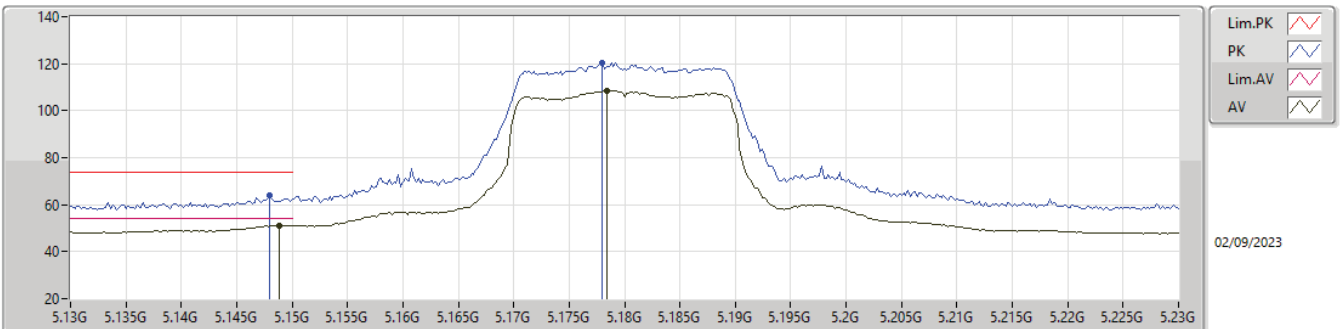
5180MHz_TX



Type	Freq (Hz)	Level (dBuV/m)	Limit (dBuV/m)	Margin (dB)	Factor (dB)	Dist (m)	Condition	Azimuth (°)	Height (m)	Raw (dBuV)	AF (dB)	CL (dB)	PA (dB)
AV	5.1494G	53.54	54.00	-0.46	6.26	3	Vertical	0	1.32	47.28	33.20	7.02	33.96
AV	5.1768G	109.05	Inf	-Inf	6.30	3	Vertical	0	1.32	102.75	33.20	7.05	33.95
PK	5.1454G	68.15	74.00	-5.85	6.25	3	Vertical	0	1.32	61.90	33.19	7.02	33.96
PK	5.1818G	120.98	Inf	-Inf	6.30	3	Vertical	0	1.32	114.68	33.20	7.05	33.95

5.15-5.25GHz_802.11ax_HEW20_Nss1,(MCS0)_2TX

5180MHz_TX

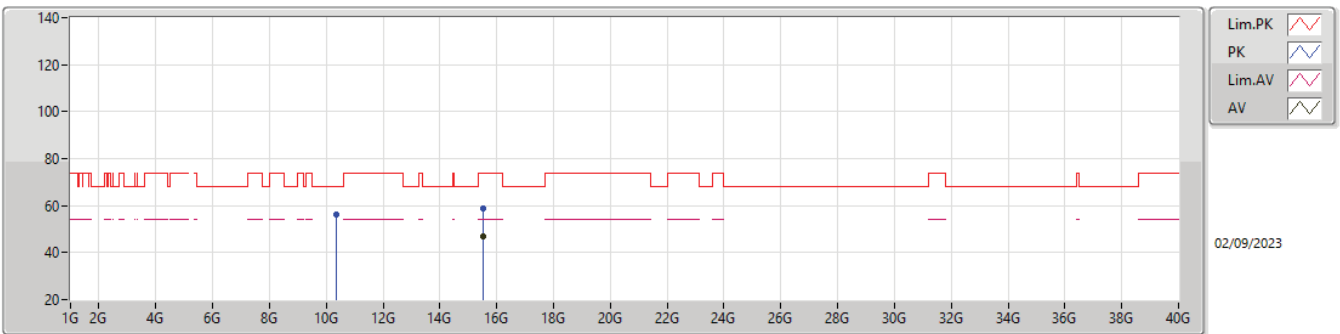


Type	Freq (Hz)	Level (dBuV/m)	Limit (dBuV/m)	Margin (dB)	Factor (dB)	Dist (m)	Condition	Azimuth (°)	Height (m)	Raw (dBuV)	AF (dB)	CL (dB)	PA (dB)
AV	5.1488G	51.08	54.00	-2.92	6.26	3	Horizontal	4	1.50	44.82	33.20	7.02	33.96
AV	5.1784G	108.53	Inf	-Inf	6.30	3	Horizontal	4	1.50	102.23	33.20	7.05	33.95
PK	5.148G	64.14	74.00	-9.86	6.26	3	Horizontal	4	1.50	57.88	33.20	7.02	33.96
PK	5.178G	120.47	Inf	-Inf	6.30	3	Horizontal	4	1.50	114.17	33.20	7.05	33.95



5.15-5.25GHz_802.11ax HEW20_Nss1,(MCS0)_2TX

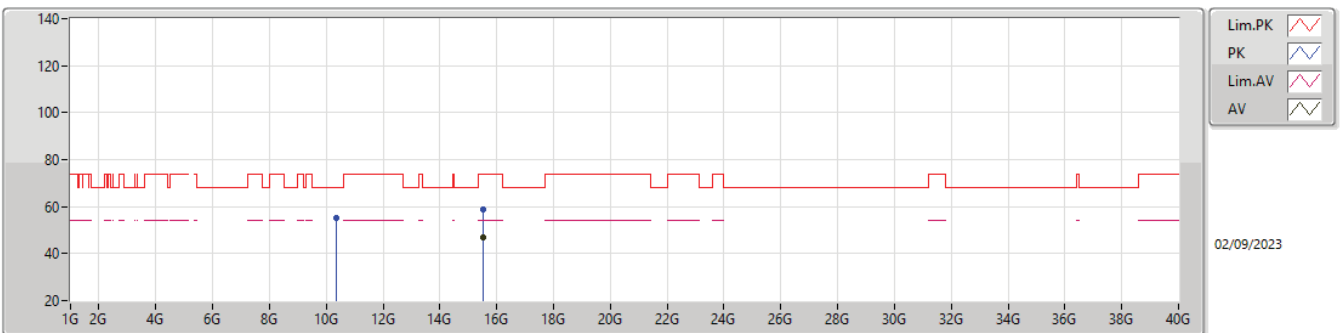
5180MHz_TX



Type	Freq (Hz)	Level (dBuV/m)	Limit (dBuV/m)	Margin (dB)	Factor (dB)	Dist (m)	Condition	Azimuth (°)	Height (m)	Raw (dBuV)	AF (dB)	CL (dB)	PA (dB)
AV	15.53196G	46.89	54.00	-7.11	17.95	3	Vertical	360	2.74	28.94	38.77	12.79	33.61
PK	10.3609G	56.32	68.20	-11.88	14.81	3	Vertical	344	1.07	41.51	38.96	10.32	34.47
PK	15.52638G	58.91	74.00	-15.09	17.94	3	Vertical	360	2.74	40.97	38.77	12.78	33.61

5.15-5.25GHz_802.11ax HEW20_Nss1,(MCS0)_2TX

5180MHz_TX

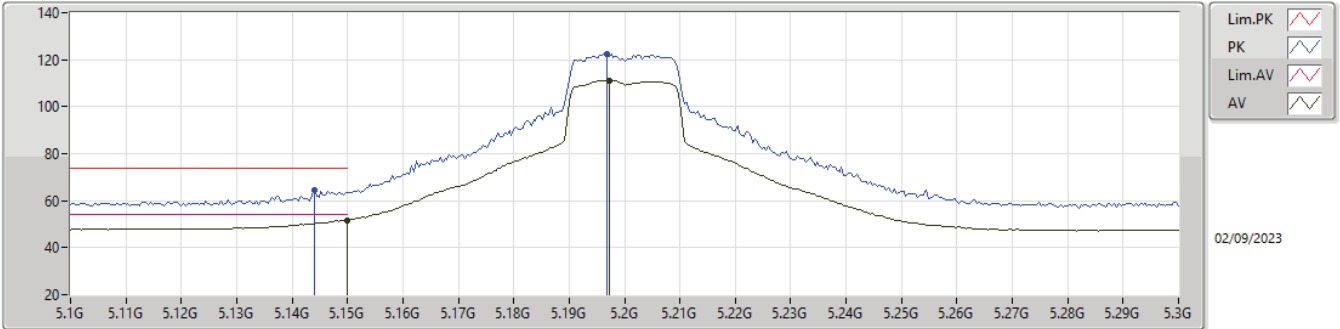


Type	Freq (Hz)	Level (dBuV/m)	Limit (dBuV/m)	Margin (dB)	Factor (dB)	Dist (m)	Condition	Azimuth (°)	Height (m)	Raw (dBuV)	AF (dB)	CL (dB)	PA (dB)
AV	15.5406G	46.91	54.00	-7.09	17.93	3	Horizontal	75	1.50	28.98	38.76	12.79	33.62
PK	10.35076G	55.24	68.20	-12.96	14.79	3	Horizontal	338	1.50	40.45	38.95	10.32	34.48
PK	15.53022G	58.74	74.00	-15.26	17.94	3	Horizontal	75	1.50	40.80	38.77	12.78	33.61



5.15-5.25GHz_802.11ax_HEW20_Nss1,(MCS0)_2TX

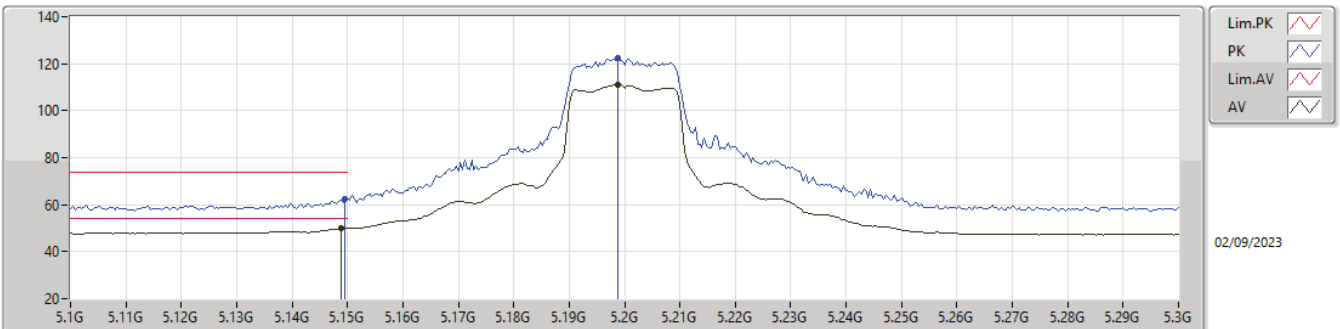
5200MHz_TX



Type	Freq (Hz)	Level (dBuV/m)	Limit (dBuV/m)	Margin (dB)	Factor (dB)	Dist (m)	Condition	Azimuth (°)	Height (m)	Raw (dBuV)	AF (dB)	CL (dB)	PA (dB)
AV	5.15G	51.67	54.00	-2.33	6.26	3	Vertical	2	1.48	45.41	33.20	7.02	33.96
AV	5.1972G	111.18	Inf	-Inf	6.32	3	Vertical	2	1.48	104.86	33.20	7.07	33.95
PK	5.144G	64.26	74.00	-9.74	6.24	3	Vertical	2	1.48	58.02	33.19	7.01	33.96
PK	5.1968G	122.56	Inf	-Inf	6.32	3	Vertical	2	1.48	116.24	33.20	7.07	33.95

5.15-5.25GHz_802.11ax_HEW20_Nss1,(MCS0)_2TX

5200MHz_TX

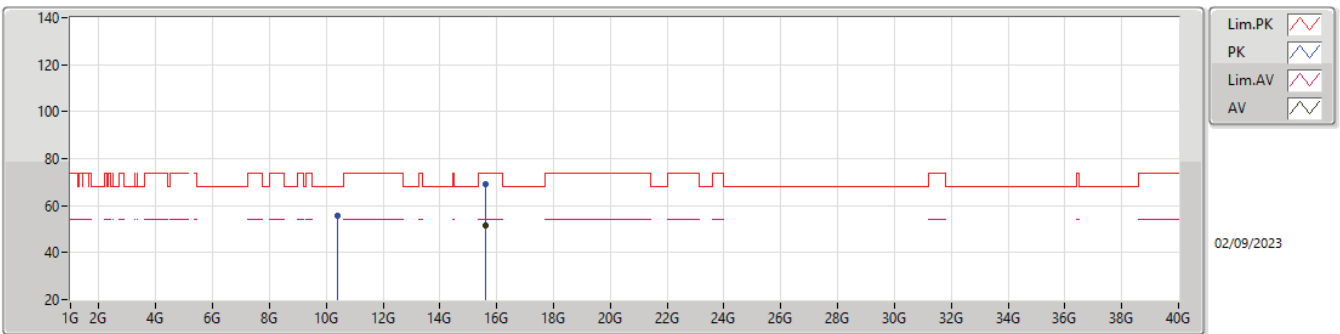


Type	Freq (Hz)	Level (dBuV/m)	Limit (dBuV/m)	Margin (dB)	Factor (dB)	Dist (m)	Condition	Azimuth (°)	Height (m)	Raw (dBuV)	AF (dB)	CL (dB)	PA (dB)
AV	5.1488G	49.88	54.00	-4.12	6.26	3	Horizontal	7	1.50	43.62	33.20	7.02	33.96
AV	5.1988G	111.00	Inf	-Inf	6.32	3	Horizontal	7	1.50	104.68	33.20	7.07	33.95
PK	5.1496G	62.40	74.00	-11.60	6.26	3	Horizontal	7	1.50	56.14	33.20	7.02	33.96
PK	5.1988G	122.33	Inf	-Inf	6.32	3	Horizontal	7	1.50	116.01	33.20	7.07	33.95



5.15-5.25GHz_802.11ax HEW20_Nss1,(MCS0)_2TX

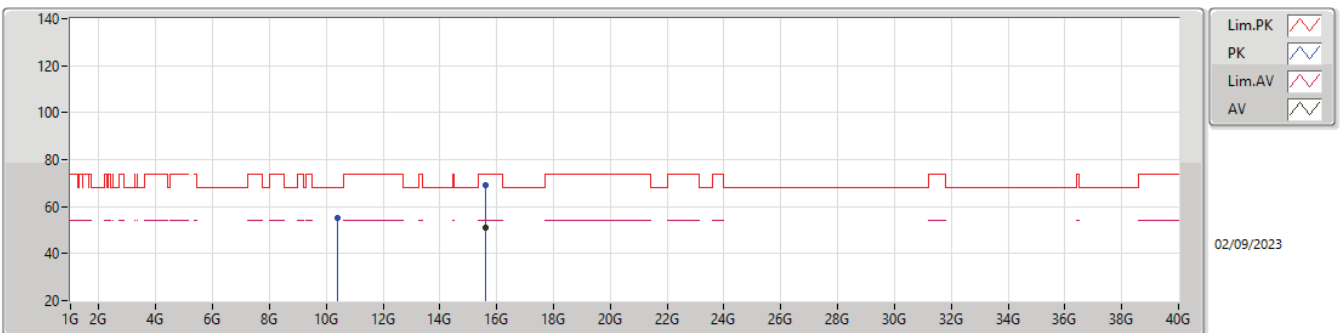
5200MHz_TX



Type	Freq (Hz)	Level (dBuV/m)	Limit (dBuV/m)	Margin (dB)	Factor (dB)	Dist (m)	Condition	Azimuth (°)	Height (m)	Raw (dBuV)	AF (dB)	CL (dB)	PA (dB)
AV	15.59742G	51.37	54.00	-2.63	17.89	3	Vertical	19	1.43	33.48	38.70	12.83	33.64
PK	10.41344G	55.64	68.20	-12.56	14.91	3	Vertical	30	2.29	40.73	39.00	10.35	34.44
PK	15.59556G	69.27	74.00	-4.73	17.89	3	Vertical	19	1.43	51.38	38.70	12.83	33.64

5.15-5.25GHz_802.11ax HEW20_Nss1,(MCS0)_2TX

5200MHz_TX

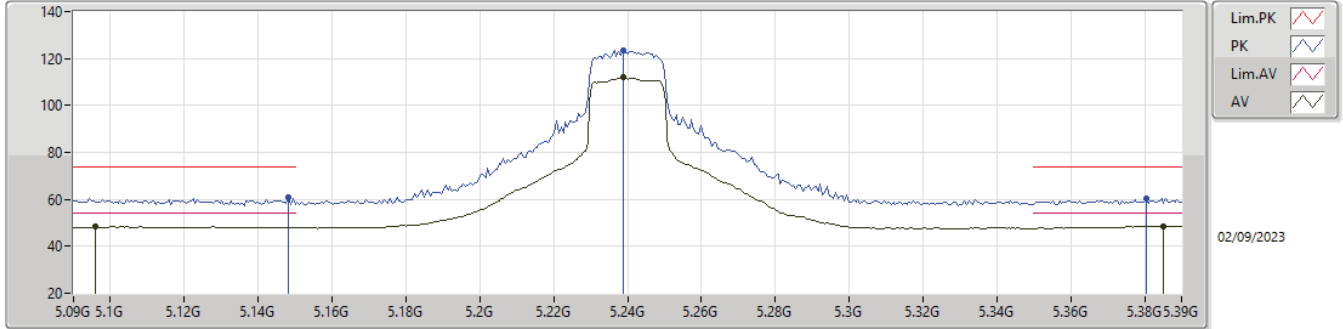


Type	Freq (Hz)	Level (dBuV/m)	Limit (dBuV/m)	Margin (dB)	Factor (dB)	Dist (m)	Condition	Azimuth (°)	Height (m)	Raw (dBuV)	AF (dB)	CL (dB)	PA (dB)
AV	15.5931G	51.14	54.00	-2.86	17.89	3	Horizontal	44	1.59	33.25	38.71	12.82	33.64
PK	10.40264G	55.08	68.20	-13.12	14.89	3	Horizontal	345	1.49	40.19	39.00	10.34	34.45
PK	15.59304G	68.98	74.00	-5.02	17.89	3	Horizontal	44	1.59	51.09	38.71	12.82	33.64



5.15-5.25GHz_802.11ax HEW20_Nss1,(MCS0)_2TX

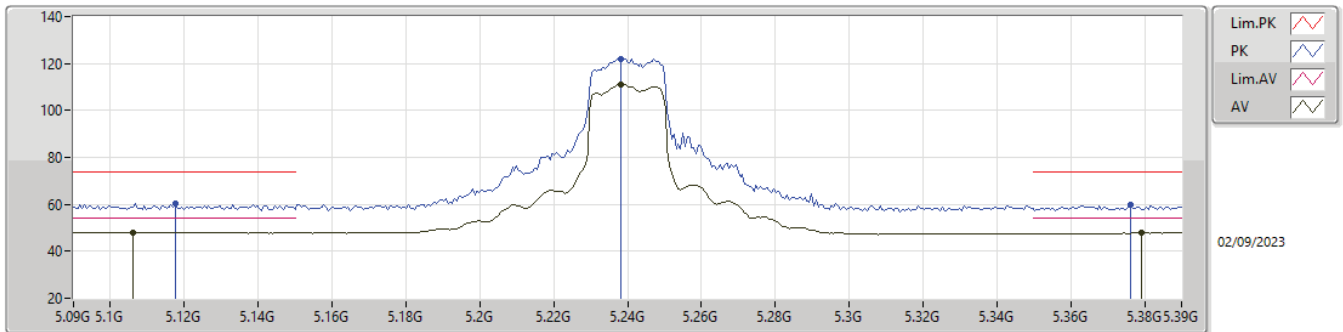
5240MHz_TX



Type	Freq (Hz)	Level (dBuV/m)	Limit (dBuV/m)	Margin (dB)	Factor (dB)	Dist (m)	Condition	Azimuth (°)	Height (m)	Raw (dBuV)	AF (dB)	CL (dB)	PA (dB)
AV	5.096G	48.34	54.00	-5.66	6.12	3	Vertical	353	1.02	42.22	33.12	6.97	33.97
AV	5.2388G	111.82	Inf	-Inf	6.27	3	Vertical	353	1.02	105.55	33.12	7.09	33.94
AV	5.3852G	48.53	54.00	-5.47	6.24	3	Vertical	353	1.02	42.29	32.97	7.18	33.91
PK	5.1482G	60.83	74.00	-13.17	6.26	3	Vertical	353	1.02	54.57	33.20	7.02	33.96
PK	5.2388G	123.30	Inf	-Inf	6.27	3	Vertical	353	1.02	117.03	33.12	7.09	33.94
PK	5.3804G	60.29	74.00	-13.71	6.23	3	Vertical	353	1.02	54.06	32.96	7.18	33.91

5.15-5.25GHz_802.11ax HEW20_Nss1,(MCS0)_2TX

5240MHz_TX

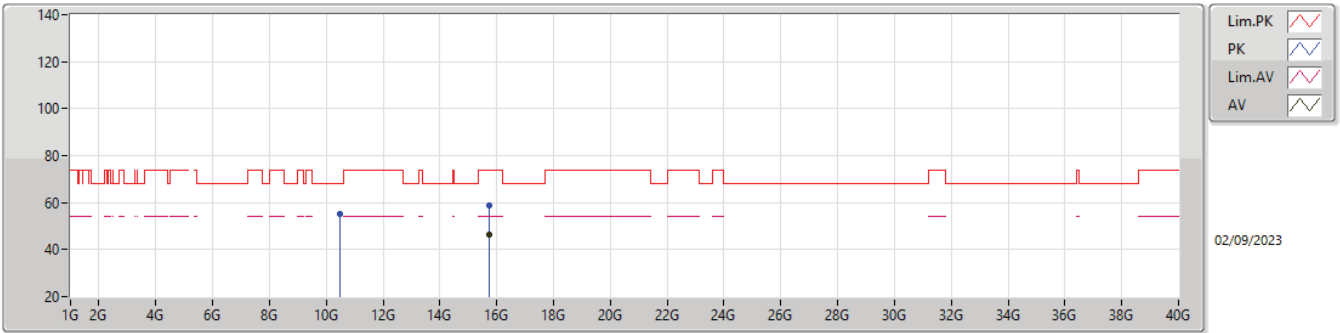


Type	Freq (Hz)	Level (dBuV/m)	Limit (dBuV/m)	Margin (dB)	Factor (dB)	Dist (m)	Condition	Azimuth (°)	Height (m)	Raw (dBuV)	AF (dB)	CL (dB)	PA (dB)
AV	5.1062G	48.08	54.00	-5.92	6.12	3	Horizontal	8	1.19	41.96	33.11	6.98	33.97
AV	5.2382G	111.24	Inf	-Inf	6.27	3	Horizontal	8	1.19	104.97	33.12	7.09	33.94
AV	5.3792G	47.86	54.00	-6.14	6.23	3	Horizontal	8	1.19	41.63	32.96	7.18	33.91
PK	5.1176G	60.49	74.00	-13.51	6.16	3	Horizontal	8	1.19	54.33	33.14	6.99	33.97
PK	5.2382G	122.09	Inf	-Inf	6.27	3	Horizontal	8	1.19	115.82	33.12	7.09	33.94
PK	5.3762G	59.99	74.00	-14.01	6.22	3	Horizontal	8	1.19	53.77	32.95	7.18	33.91



5.15-5.25GHz_802.11ax HEW20_Nss1,(MCS0)_2TX

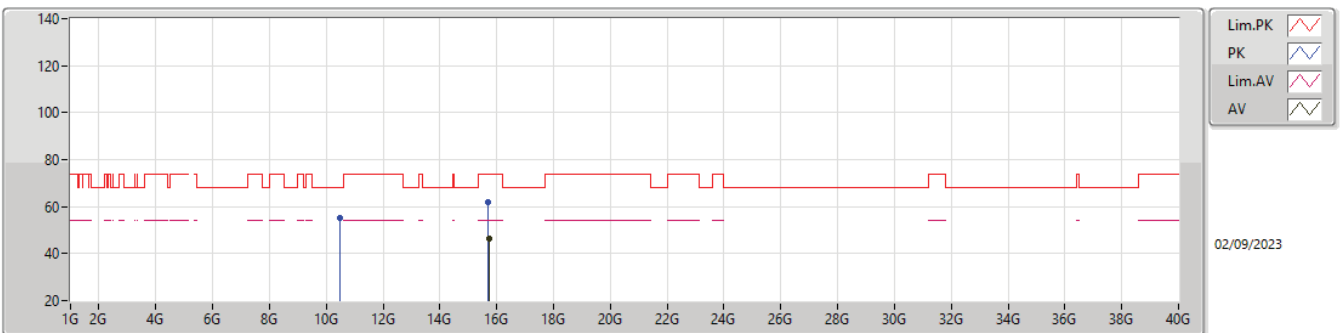
5240MHz_TX



Type	Freq (Hz)	Level (dBuV/m)	Limit (dBuV/m)	Margin (dB)	Factor (dB)	Dist (m)	Condition	Azimuth (°)	Height (m)	Raw (dBuV)	AF (dB)	CL (dB)	PA (dB)
AV	15.73386G	46.19	54.00	-7.81	17.60	3	Vertical	181	2.56	28.59	38.40	12.91	33.71
PK	10.48564G	55.16	68.20	-13.04	14.98	3	Vertical	0	1.76	40.18	39.00	10.38	34.40
PK	15.73104G	59.03	74.00	-14.97	17.60	3	Vertical	181	2.56	41.43	38.40	12.91	33.71

5.15-5.25GHz_802.11ax HEW20_Nss1,(MCS0)_2TX

5240MHz_TX

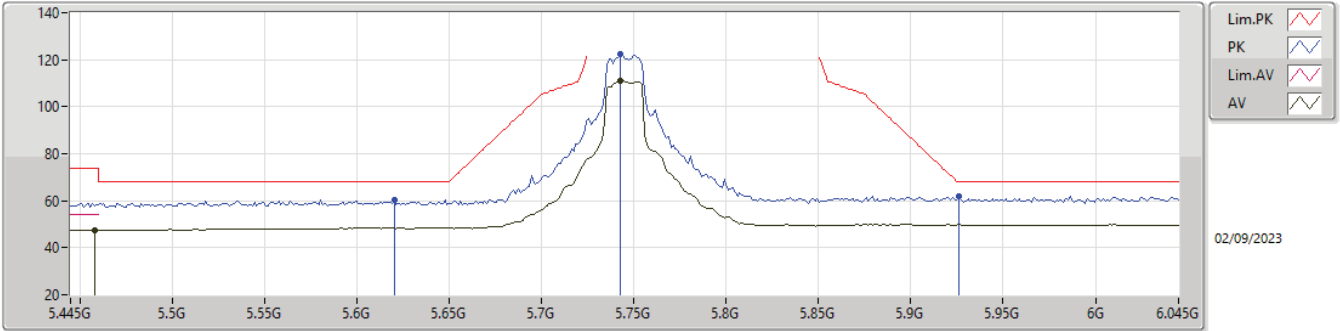


Type	Freq (Hz)	Level (dBuV/m)	Limit (dBuV/m)	Margin (dB)	Factor (dB)	Dist (m)	Condition	Azimuth (°)	Height (m)	Raw (dBuV)	AF (dB)	CL (dB)	PA (dB)
AV	15.72492G	46.44	54.00	-7.56	17.61	3	Horizontal	75	1.47	28.83	38.40	12.91	33.70
PK	10.48282G	55.02	68.20	-13.18	14.98	3	Horizontal	342	1.50	40.04	39.00	10.38	34.40
PK	15.71268G	62.08	74.00	-11.92	17.60	3	Horizontal	75	1.47	44.48	38.40	12.90	33.70



5.725-5.85GHz_802.11ax_HEW20_Nss1,(MCS0)_2TX

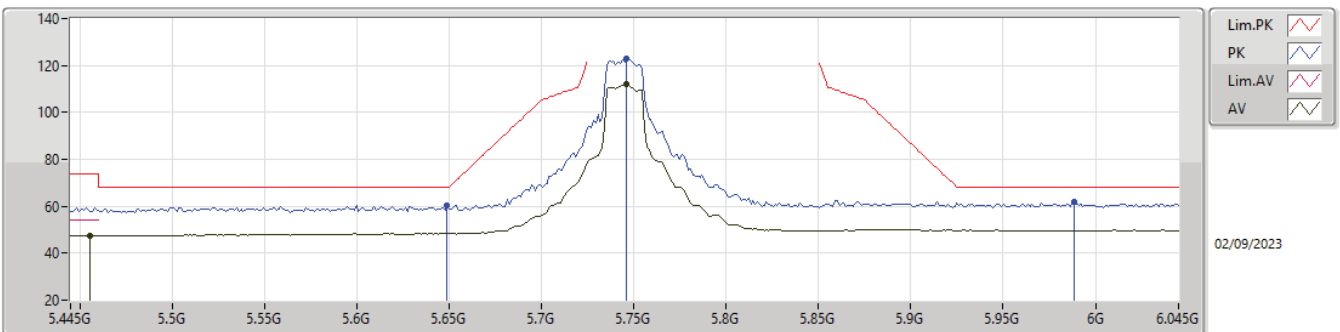
5745MHz_TX



Type	Freq (Hz)	Level (dBuV/m)	Limit (dBuV/m)	Margin (dB)	Factor (dB)	Dist (m)	Condition	Azimuth (°)	Height (m)	Raw (dBuV)	AF (dB)	CL (dB)	PA (dB)
AV	5.4582G	47.58	54.00	-6.42	6.32	3	Vertical	344	1.50	41.26	33.00	7.22	33.90
AV	5.7426G	111.22	Inf	-Inf	7.35	3	Vertical	344	1.50	103.87	33.87	7.45	33.97
PK	5.6202G	60.26	68.20	-7.94	6.49	3	Vertical	344	1.50	53.77	33.10	7.32	33.93
PK	5.7426G	122.28	Inf	-Inf	7.35	3	Vertical	344	1.50	114.93	33.87	7.45	33.97
PK	5.9262G	61.91	68.20	-6.29	7.76	3	Vertical	344	1.50	54.15	34.30	7.49	34.03

5.725-5.85GHz_802.11ax_HEW20_Nss1,(MCS0)_2TX

5745MHz_TX

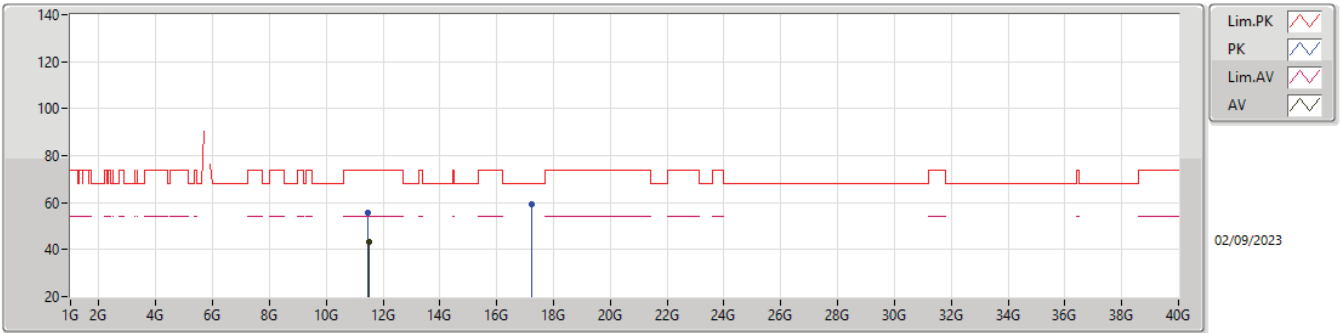


Type	Freq (Hz)	Level (dBuV/m)	Limit (dBuV/m)	Margin (dB)	Factor (dB)	Dist (m)	Condition	Azimuth (°)	Height (m)	Raw (dBuV)	AF (dB)	CL (dB)	PA (dB)
AV	5.4558G	47.57	54.00	-6.43	6.32	3	Horizontal	0	1.40	41.25	33.00	7.22	33.90
AV	5.7462G	111.87	Inf	-Inf	7.36	3	Horizontal	0	1.40	104.51	33.88	7.45	33.97
PK	5.649G	60.43	68.20	-7.77	6.51	3	Horizontal	0	1.40	53.92	33.10	7.35	33.94
PK	5.7462G	122.68	Inf	-Inf	7.36	3	Horizontal	0	1.40	115.32	33.88	7.45	33.97
PK	5.9886G	61.66	68.20	-6.54	7.55	3	Horizontal	0	1.40	54.11	34.12	7.48	34.05



5.725-5.85GHz_802.11ax HEW20_Nss1,(MCS0)_2TX

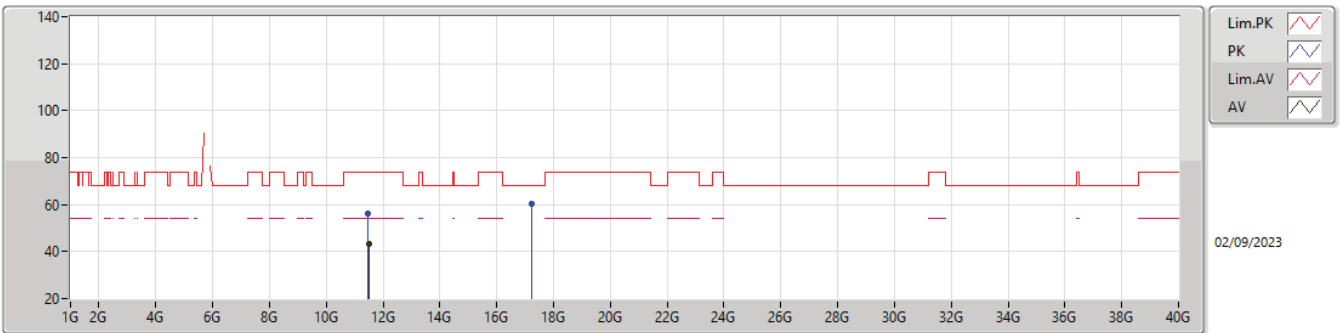
5745MHz_TX



Type	Freq (Hz)	Level (dBuV/m)	Limit (dBuV/m)	Margin (dB)	Factor (dB)	Dist (m)	Condition	Azimuth (°)	Height (m)	Raw (dBuV)	AF (dB)	CL (dB)	PA (dB)
AV	11.4915G	43.24	54.00	-10.76	16.02	3	Vertical	335	1.00	27.22	39.20	10.84	34.02
PK	11.48676G	55.82	74.00	-18.18	16.02	3	Vertical	335	1.00	39.80	39.20	10.84	34.02
PK	17.23794G	59.23	68.20	-8.97	18.88	3	Vertical	201	1.82	40.35	38.34	14.05	33.51

5.725-5.85GHz_802.11ax HEW20_Nss1,(MCS0)_2TX

5745MHz_TX

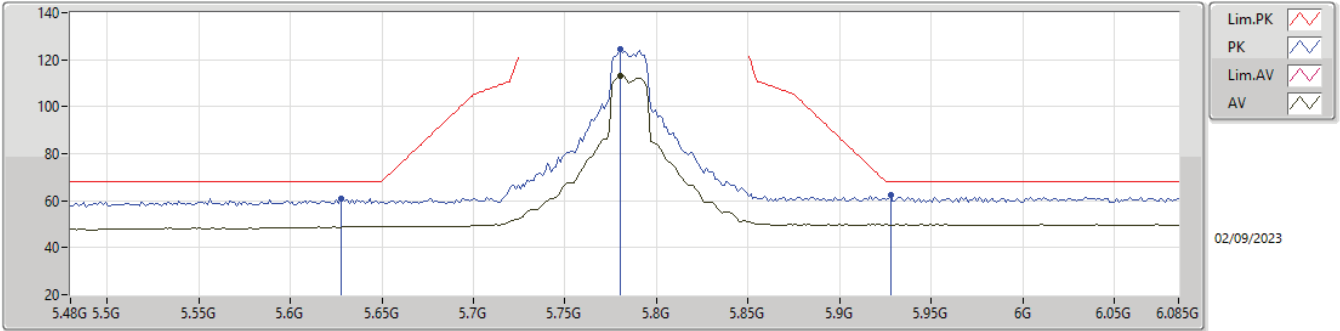


Type	Freq (Hz)	Level (dBuV/m)	Limit (dBuV/m)	Margin (dB)	Factor (dB)	Dist (m)	Condition	Azimuth (°)	Height (m)	Raw (dBuV)	AF (dB)	CL (dB)	PA (dB)
AV	11.49084G	43.49	54.00	-10.51	16.02	3	Horizontal	34	1.50	27.47	39.20	10.84	34.02
PK	11.47902G	56.34	74.00	-17.66	16.01	3	Horizontal	34	1.50	40.33	39.20	10.83	34.02
PK	17.2296G	60.36	68.20	-7.84	18.86	3	Horizontal	341	1.50	41.50	38.33	14.04	33.51



5.725-5.85GHz_802.11ax HEW20_Nss1,(MCS0)_2TX

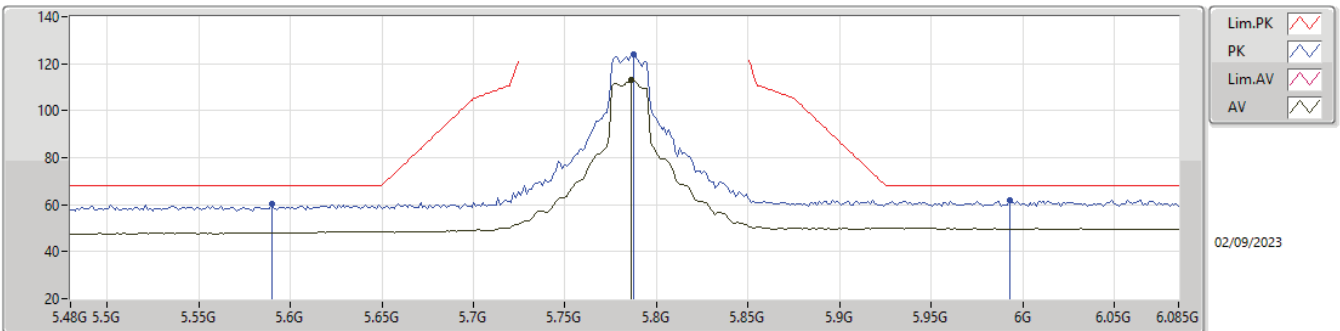
5785MHz_TX



Type	Freq (Hz)	Level (dBuV/m)	Limit (dBuV/m)	Margin (dB)	Factor (dB)	Dist (m)	Condition	Azimuth (°)	Height (m)	Raw (dBuV)	AF (dB)	CL (dB)	PA (dB)
AV	5.78008G	112.90	Inf	-Inf	7.53	3	Vertical	353	1.30	105.37	34.02	7.49	33.98
PK	5.62762G	60.70	68.20	-7.50	6.50	3	Vertical	353	1.30	54.20	33.10	7.33	33.93
PK	5.78008G	124.42	Inf	-Inf	7.53	3	Vertical	353	1.30	116.89	34.02	7.49	33.98
PK	5.9277G	62.34	68.20	-5.86	7.75	3	Vertical	353	1.30	54.59	34.29	7.49	34.03

5.725-5.85GHz_802.11ax HEW20_Nss1,(MCS0)_2TX

5785MHz_TX

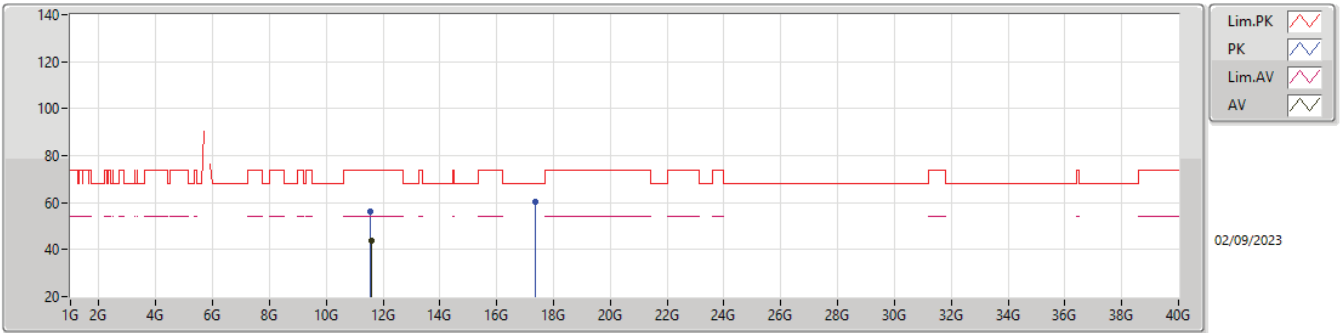


Type	Freq (Hz)	Level (dBuV/m)	Limit (dBuV/m)	Margin (dB)	Factor (dB)	Dist (m)	Condition	Azimuth (°)	Height (m)	Raw (dBuV)	AF (dB)	CL (dB)	PA (dB)
AV	5.78613G	112.90	Inf	-Inf	7.56	3	Horizontal	0	1.46	105.34	34.04	7.50	33.98
PK	5.59011G	60.13	68.20	-8.07	6.45	3	Horizontal	0	1.46	53.68	33.08	7.29	33.92
PK	5.78734G	123.71	Inf	-Inf	7.57	3	Horizontal	0	1.46	116.14	34.05	7.50	33.98
PK	5.99304G	62.13	68.20	-6.07	7.54	3	Horizontal	0	1.46	54.59	34.11	7.48	34.05



5.725-5.85GHz_802.11ax HEW20_Nss1,(MCS0)_2TX

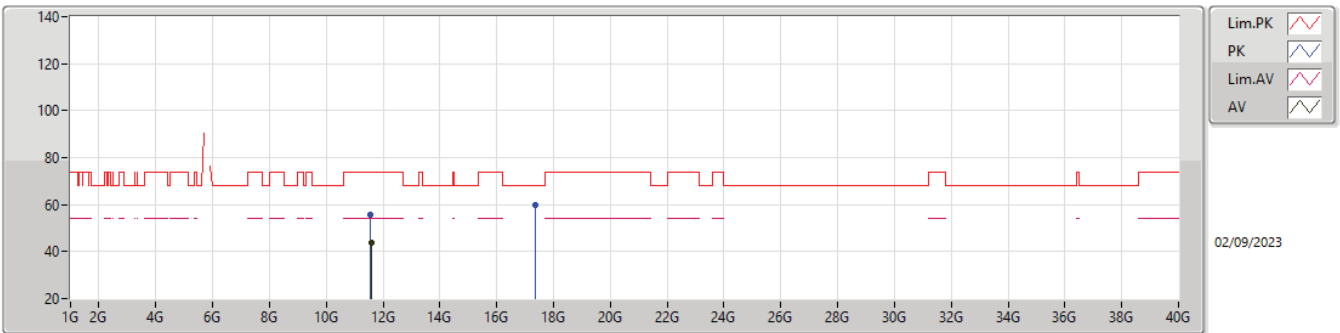
5785MHz_TX



Type	Freq (Hz)	Level (dBuV/m)	Limit (dBuV/m)	Margin (dB)	Factor (dB)	Dist (m)	Condition	Azimuth (°)	Height (m)	Raw (dBuV)	AF (dB)	CL (dB)	PA (dB)
AV	11.58062G	43.69	54.00	-10.31	15.73	3	Vertical	227	2.22	27.96	38.88	10.88	34.03
PK	11.5604G	56.08	74.00	-17.92	15.80	3	Vertical	227	2.22	40.28	38.96	10.87	34.03
PK	17.36124G	60.42	68.20	-7.78	19.16	3	Vertical	319	1.50	41.26	38.52	14.14	33.50

5.725-5.85GHz_802.11ax HEW20_Nss1,(MCS0)_2TX

5785MHz_TX

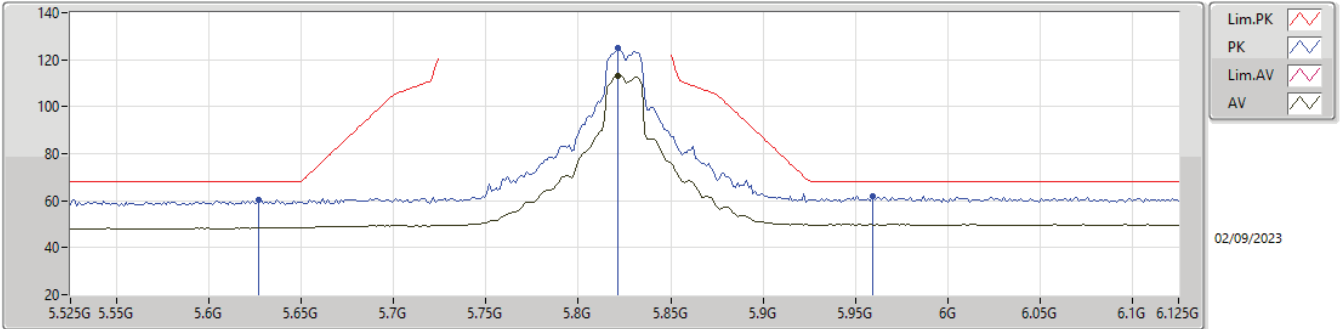


Type	Freq (Hz)	Level (dBuV/m)	Limit (dBuV/m)	Margin (dB)	Factor (dB)	Dist (m)	Condition	Azimuth (°)	Height (m)	Raw (dBuV)	AF (dB)	CL (dB)	PA (dB)
AV	11.58494G	43.65	54.00	-10.35	15.70	3	Horizontal	283	1.50	27.95	38.86	10.88	34.04
PK	11.56814G	55.75	74.00	-18.25	15.77	3	Horizontal	283	1.50	39.98	38.93	10.87	34.03
PK	17.35032G	60.04	68.20	-8.16	19.13	3	Horizontal	325	2.32	40.91	38.50	14.13	33.50



5.725-5.85GHz_802.11ax HEW20_Nss1,(MCS0)_2TX

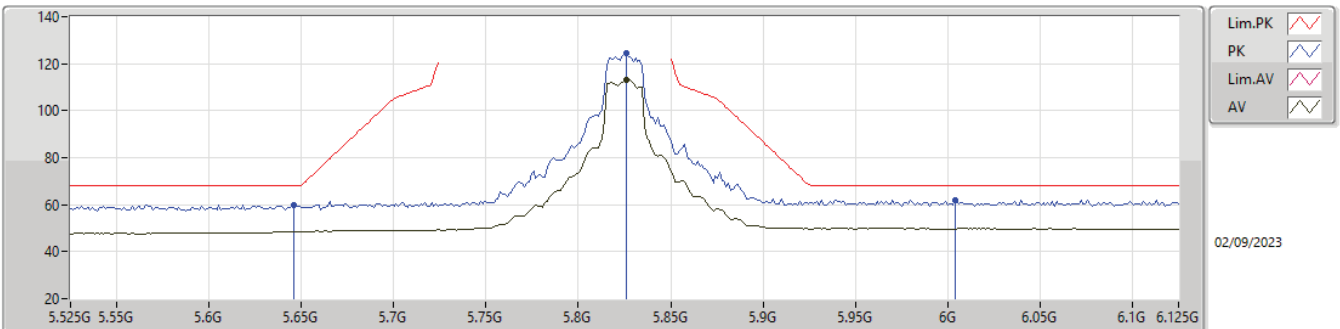
5825MHz_TX



Type	Freq (Hz)	Level (dBuV/m)	Limit (dBuV/m)	Margin (dB)	Factor (dB)	Dist (m)	Condition	Azimuth (°)	Height (m)	Raw (dBuV)	AF (dB)	CL (dB)	PA (dB)
AV	5.8214G	113.21	Inf	-Inf	7.62	3	Vertical	348	1.38	105.59	34.10	7.51	33.99
PK	5.627G	60.56	68.20	-7.64	6.50	3	Vertical	348	1.38	54.06	33.10	7.33	33.93
PK	5.8214G	125.00	Inf	-Inf	7.62	3	Vertical	348	1.38	117.38	34.10	7.51	33.99
PK	5.9594G	62.08	68.20	-6.12	7.63	3	Vertical	348	1.38	54.45	34.18	7.49	34.04

5.725-5.85GHz_802.11ax HEW20_Nss1,(MCS0)_2TX

5825MHz_TX

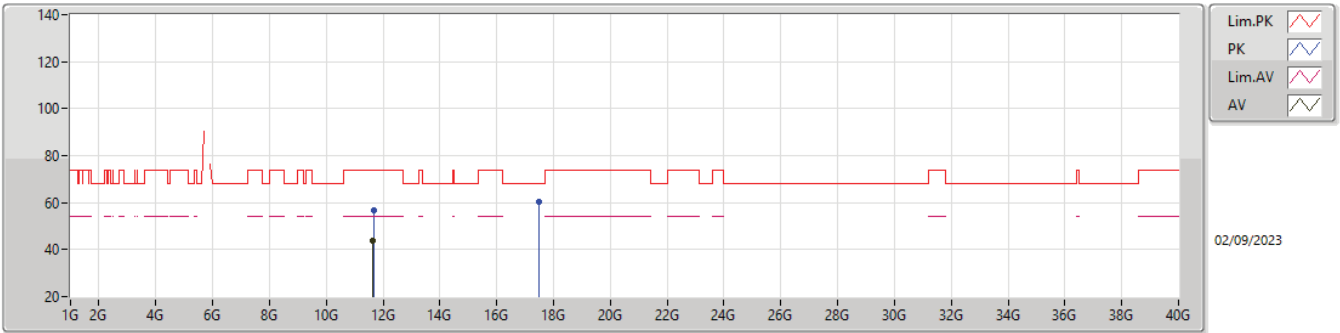


Type	Freq (Hz)	Level (dBuV/m)	Limit (dBuV/m)	Margin (dB)	Factor (dB)	Dist (m)	Condition	Azimuth (°)	Height (m)	Raw (dBuV)	AF (dB)	CL (dB)	PA (dB)
AV	5.8262G	113.21	Inf	-Inf	7.62	3	Horizontal	360	1.39	105.59	34.10	7.51	33.99
PK	5.6462G	59.91	68.20	-8.29	6.51	3	Horizontal	360	1.39	53.40	33.10	7.35	33.94
PK	5.8262G	124.43	Inf	-Inf	7.62	3	Horizontal	360	1.39	116.81	34.10	7.51	33.99
PK	6.0038G	62.09	68.20	-6.11	7.54	3	Horizontal	360	1.39	54.55	34.11	7.48	34.05



5.725-5.85GHz_802.11ax HEW20_Nss1,(MCS0)_2TX

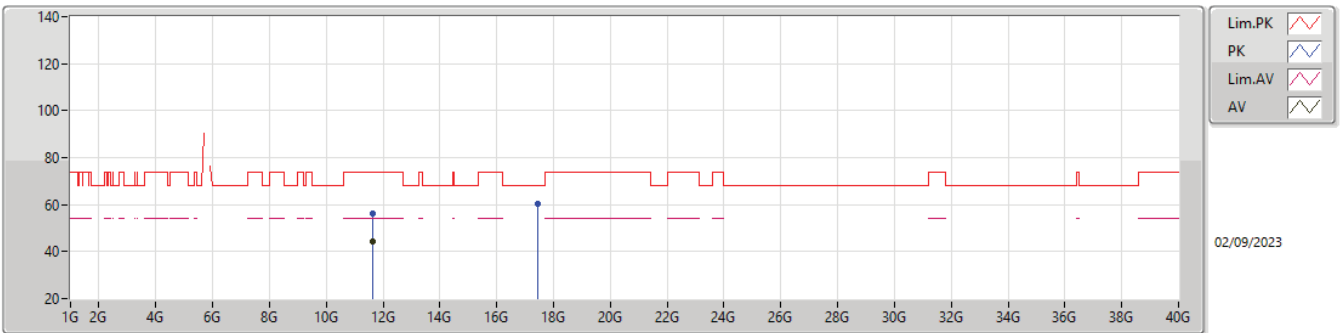
5825MHz_TX



Type	Freq (Hz)	Level (dBuV/m)	Limit (dBuV/m)	Margin (dB)	Factor (dB)	Dist (m)	Condition	Azimuth (°)	Height (m)	Raw (dBuV)	AF (dB)	CL (dB)	PA (dB)
AV	11.64958G	43.93	54.00	-10.07	15.66	3	Vertical	352	1.32	28.27	38.80	10.91	34.05
PK	11.66002G	56.86	74.00	-17.14	15.67	3	Vertical	352	1.32	41.19	38.80	10.92	34.05
PK	17.47962G	60.46	68.20	-7.74	19.43	3	Vertical	190	1.50	41.03	38.68	14.23	33.48

5.725-5.85GHz_802.11ax HEW20_Nss1,(MCS0)_2TX

5825MHz_TX

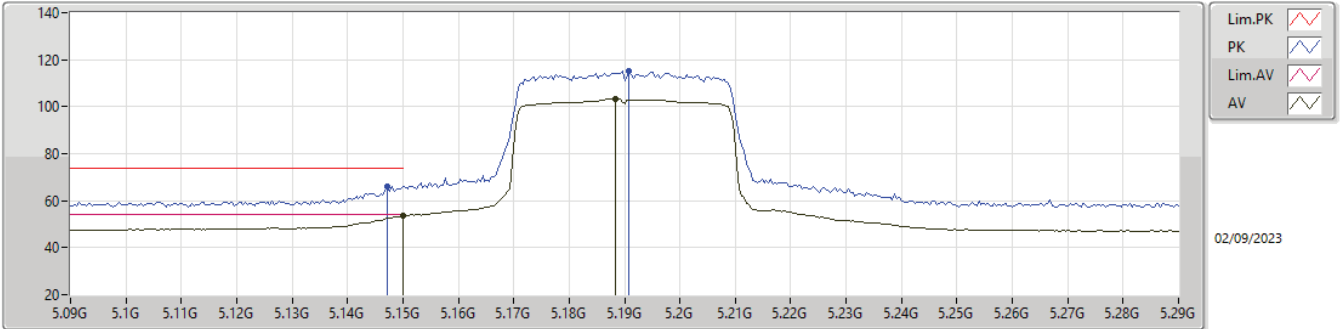


Type	Freq (Hz)	Level (dBuV/m)	Limit (dBuV/m)	Margin (dB)	Factor (dB)	Dist (m)	Condition	Azimuth (°)	Height (m)	Raw (dBuV)	AF (dB)	CL (dB)	PA (dB)
AV	11.64964G	44.48	54.00	-9.52	15.66	3	Horizontal	36	1.49	28.82	38.80	10.91	34.05
PK	11.64964G	56.44	74.00	-17.56	15.66	3	Horizontal	36	1.49	40.78	38.80	10.91	34.05
PK	17.46186G	60.41	68.20	-7.79	19.40	3	Horizontal	34	1.49	41.01	38.66	14.22	33.48



5.15-5.25GHz_802.11ax_HEW40_Nss1,(MCS0)_2TX

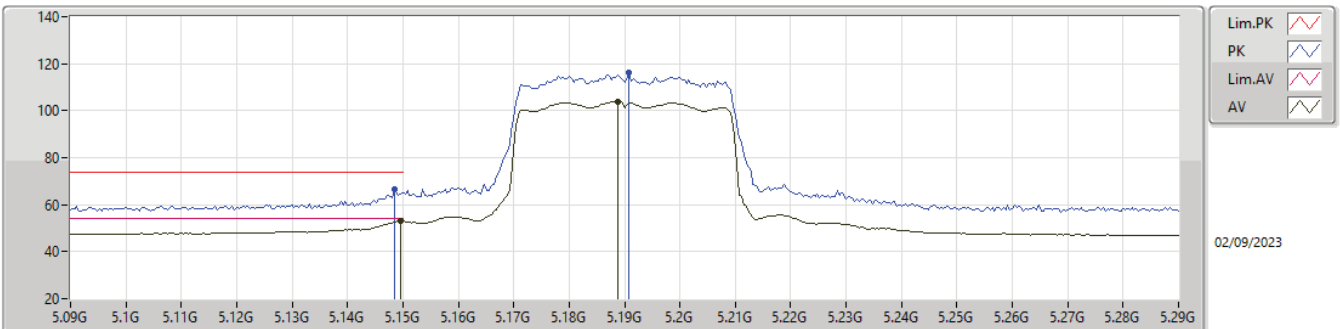
5190MHz_TX



Type	Freq (Hz)	Level (dBuV/m)	Limit (dBuV/m)	Margin (dB)	Factor (dB)	Dist (m)	Condition	Azimuth (°)	Height (m)	Raw (dBuV)	AF (dB)	CL (dB)	PA (dB)
AV	5.15G	53.54	54.00	-0.46	6.26	3	Vertical	0	1.26	47.28	33.20	7.02	33.96
AV	5.1884G	103.26	Inf	-Inf	6.31	3	Vertical	0	1.26	96.95	33.20	7.06	33.95
PK	5.1472G	66.27	74.00	-7.73	6.25	3	Vertical	0	1.26	60.02	33.19	7.02	33.96
PK	5.1908G	115.34	Inf	-Inf	6.31	3	Vertical	0	1.26	109.03	33.20	7.06	33.95

5.15-5.25GHz_802.11ax_HEW40_Nss1,(MCS0)_2TX

5190MHz_TX

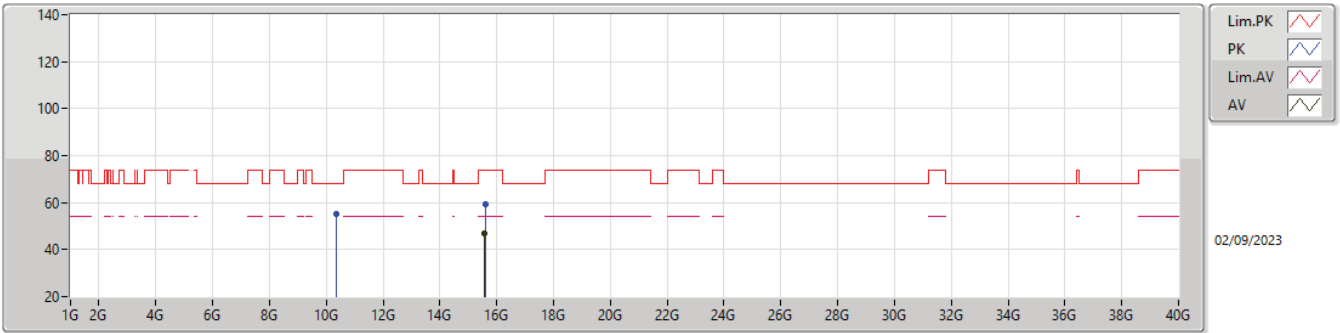


Type	Freq (Hz)	Level (dBuV/m)	Limit (dBuV/m)	Margin (dB)	Factor (dB)	Dist (m)	Condition	Azimuth (°)	Height (m)	Raw (dBuV)	AF (dB)	CL (dB)	PA (dB)
AV	5.1496G	52.96	54.00	-1.04	6.26	3	Horizontal	4	1.50	46.70	33.20	7.02	33.96
AV	5.1888G	103.94	Inf	-Inf	6.31	3	Horizontal	4	1.50	97.63	33.20	7.06	33.95
PK	5.1484G	66.59	74.00	-7.41	6.26	3	Horizontal	4	1.50	60.33	33.20	7.02	33.96
PK	5.1908G	115.99	Inf	-Inf	6.31	3	Horizontal	4	1.50	109.68	33.20	7.06	33.95



5.15-5.25GHz_802.11ax HEW40_Nss1,(MCS0)_2TX

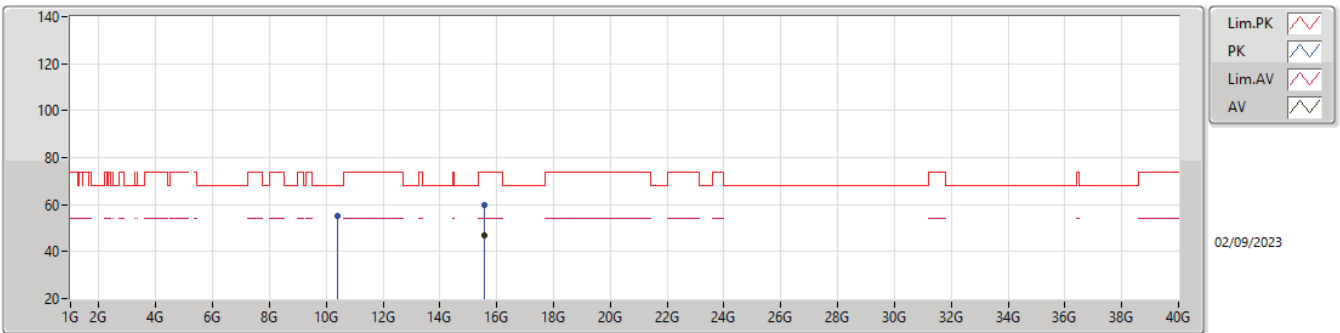
5190MHz_TX



Type	Freq (Hz)	Level (dBuV/m)	Limit (dBuV/m)	Margin (dB)	Factor (dB)	Dist (m)	Condition	Azimuth (°)	Height (m)	Raw (dBuV)	AF (dB)	CL (dB)	PA (dB)
AV	15.56208G	46.84	54.00	-7.16	17.91	3	Vertical	281	1.50	28.93	38.74	12.80	33.63
PK	10.36608G	55.10	68.20	-13.10	14.83	3	Vertical	346	1.02	40.27	38.97	10.33	34.47
PK	15.59868G	59.26	74.00	-14.74	17.88	3	Vertical	281	1.50	41.38	38.70	12.83	33.65

5.15-5.25GHz_802.11ax HEW40_Nss1,(MCS0)_2TX

5190MHz_TX

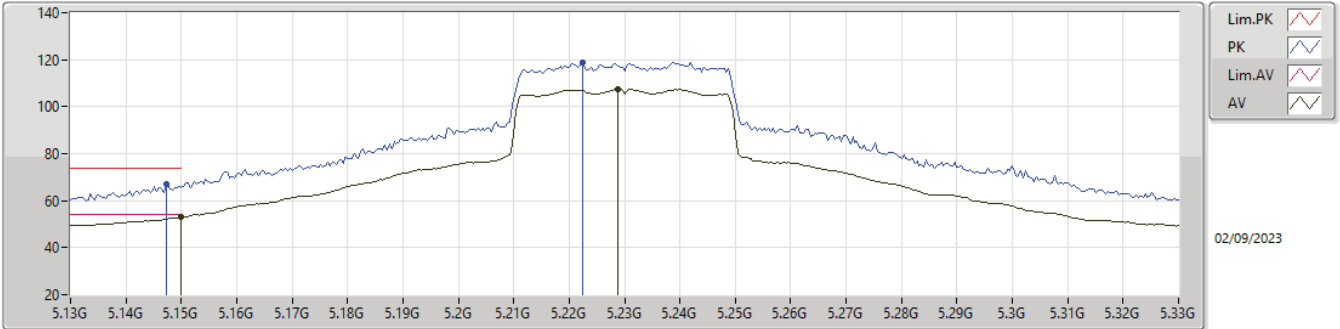


Type	Freq (Hz)	Level (dBuV/m)	Limit (dBuV/m)	Margin (dB)	Factor (dB)	Dist (m)	Condition	Azimuth (°)	Height (m)	Raw (dBuV)	AF (dB)	CL (dB)	PA (dB)
AV	15.57588G	46.73	54.00	-7.27	17.90	3	Horizontal	116	1.00	28.83	38.72	12.81	33.63
PK	10.39632G	55.23	68.20	-12.97	14.89	3	Horizontal	25	1.56	40.34	39.00	10.34	34.45
PK	15.5634G	59.71	74.00	-14.29	17.91	3	Horizontal	116	1.00	41.80	38.74	12.80	33.63



5.15-5.25GHz_802.11ax HEW40_Nss1,(MCS0)_2TX

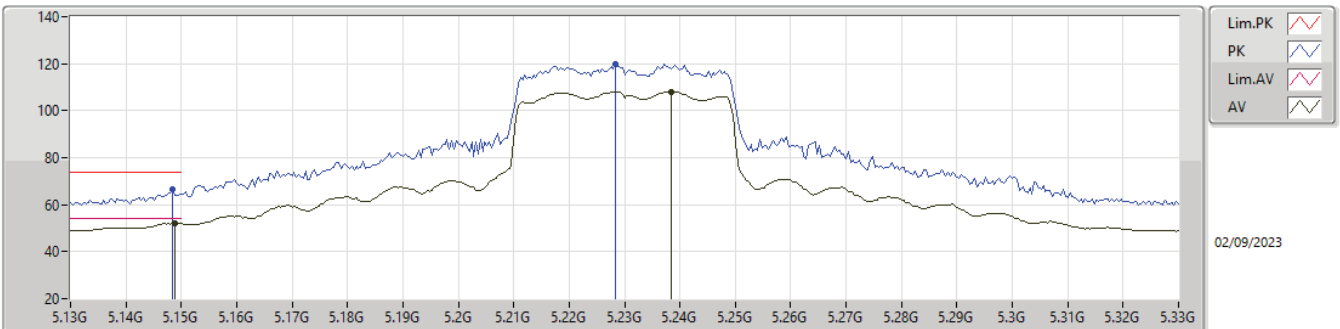
5230MHz_TX



Type	Freq (Hz)	Level (dBuV/m)	Limit (dBuV/m)	Margin (dB)	Factor (dB)	Dist (m)	Condition	Azimuth (°)	Height (m)	Raw (dBuV)	AF (dB)	CL (dB)	PA (dB)
AV	5.15G	52.96	54.00	-1.04	6.26	3	Vertical	345	1.04	46.70	33.20	7.02	33.96
AV	5.2288G	107.47	Inf	-Inf	6.29	3	Vertical	345	1.04	101.18	33.14	7.09	33.94
PK	5.1472G	67.01	74.00	-6.99	6.25	3	Vertical	345	1.04	60.76	33.19	7.02	33.96
PK	5.2224G	118.95	Inf	-Inf	6.29	3	Vertical	345	1.04	112.66	33.16	7.08	33.95

5.15-5.25GHz_802.11ax HEW40_Nss1,(MCS0)_2TX

5230MHz_TX

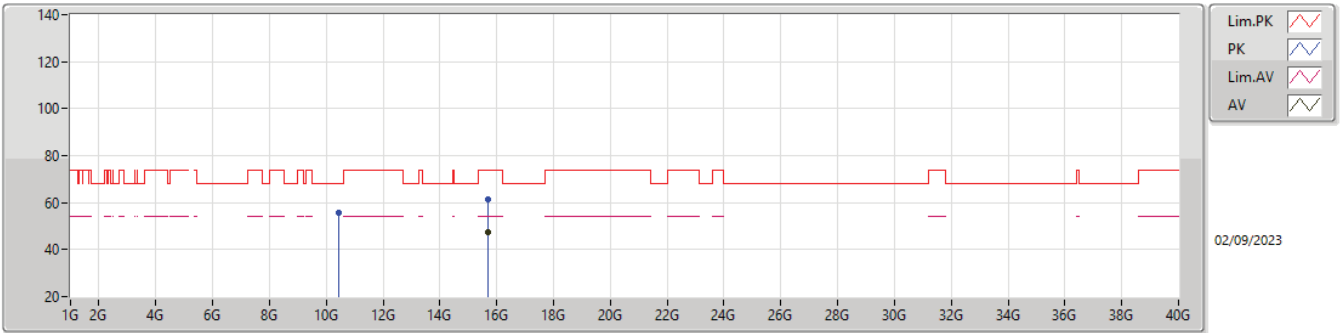


Type	Freq (Hz)	Level (dBuV/m)	Limit (dBuV/m)	Margin (dB)	Factor (dB)	Dist (m)	Condition	Azimuth (°)	Height (m)	Raw (dBuV)	AF (dB)	CL (dB)	PA (dB)
AV	5.1488G	52.24	54.00	-1.76	6.26	3	Horizontal	10	1.30	45.98	33.20	7.02	33.96
AV	5.2384G	107.98	Inf	-Inf	6.27	3	Horizontal	10	1.30	101.71	33.12	7.09	33.94
PK	5.1484G	66.40	74.00	-7.60	6.26	3	Horizontal	10	1.30	60.14	33.20	7.02	33.96
PK	5.2284G	119.97	Inf	-Inf	6.29	3	Horizontal	10	1.30	113.68	33.14	7.09	33.94



5.15-5.25GHz_802.11ax HEW40_Nss1,(MCS0)_2TX

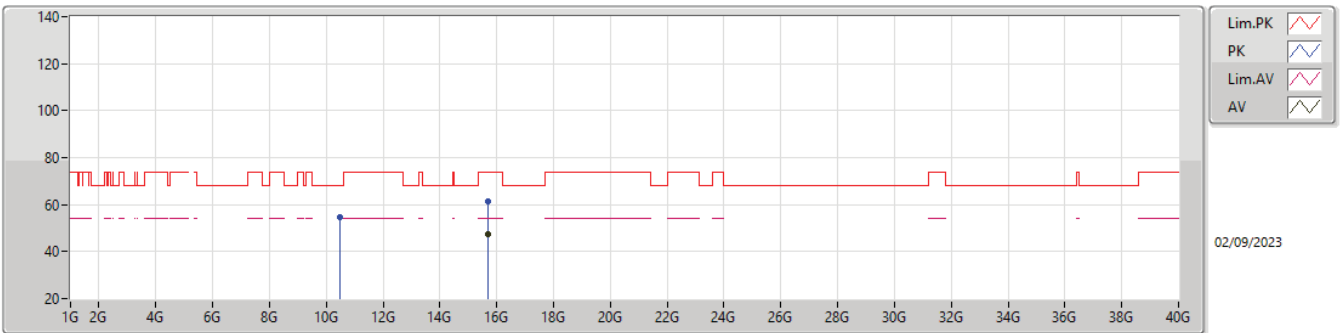
5230MHz_TX



Type	Freq (Hz)	Level (dBuV/m)	Limit (dBuV/m)	Margin (dB)	Factor (dB)	Dist (m)	Condition	Azimuth (°)	Height (m)	Raw (dBuV)	AF (dB)	CL (dB)	PA (dB)
AV	15.68592G	47.45	54.00	-6.55	17.63	3	Vertical	18	1.50	29.82	38.44	12.88	33.69
PK	10.45376G	55.65	68.20	-12.55	14.95	3	Vertical	192	2.92	40.70	39.00	10.37	34.42
PK	15.67776G	61.45	74.00	-12.55	17.67	3	Vertical	18	1.50	43.78	38.47	12.88	33.68

5.15-5.25GHz_802.11ax HEW40_Nss1,(MCS0)_2TX

5230MHz_TX

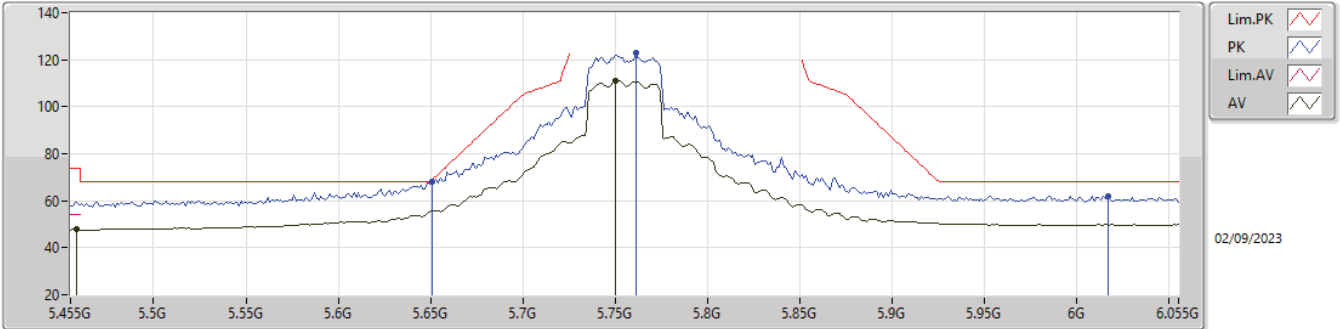


Type	Freq (Hz)	Level (dBuV/m)	Limit (dBuV/m)	Margin (dB)	Factor (dB)	Dist (m)	Condition	Azimuth (°)	Height (m)	Raw (dBuV)	AF (dB)	CL (dB)	PA (dB)
AV	15.68484G	47.46	54.00	-6.54	17.64	3	Horizontal	309	1.50	29.82	38.45	12.88	33.69
PK	10.4762G	54.82	68.20	-13.38	14.98	3	Horizontal	214	2.88	39.84	39.00	10.38	34.40
PK	15.69264G	61.46	74.00	-12.54	17.62	3	Horizontal	309	1.50	43.84	38.42	12.89	33.69



5.725-5.85GHz_802.11ax HEW40_Nss1,(MCS0)_2TX

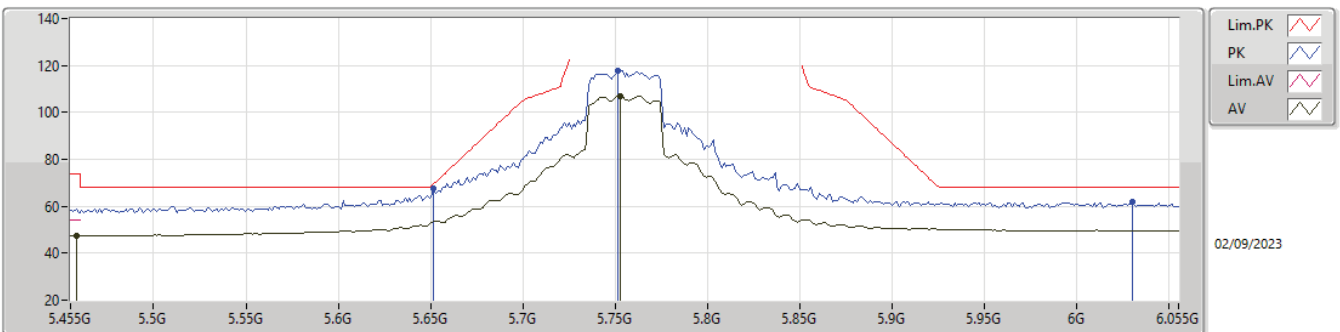
5755MHz_TX



Type	Freq (Hz)	Level (dBuV/m)	Limit (dBuV/m)	Margin (dB)	Factor (dB)	Dist (m)	Condition	Azimuth (°)	Height (m)	Raw (dBuV)	AF (dB)	CL (dB)	PA (dB)
AV	5.4586G	47.77	54.00	-6.23	6.32	3	Vertical	352	1.37	41.45	33.00	7.22	33.90
AV	5.7502G	111.00	Inf	-Inf	7.39	3	Vertical	352	1.37	103.61	33.90	7.46	33.97
PK	5.6506G	68.16	68.64	-0.48	6.52	3	Vertical	352	1.37	61.64	33.11	7.35	33.94
PK	5.761G	122.77	Inf	-Inf	7.44	3	Vertical	352	1.37	115.33	33.94	7.47	33.97
PK	6.0166G	62.05	68.20	-6.15	7.56	3	Vertical	352	1.37	54.49	34.13	7.49	34.06

5.725-5.85GHz_802.11ax HEW40_Nss1,(MCS0)_2TX

5755MHz_TX

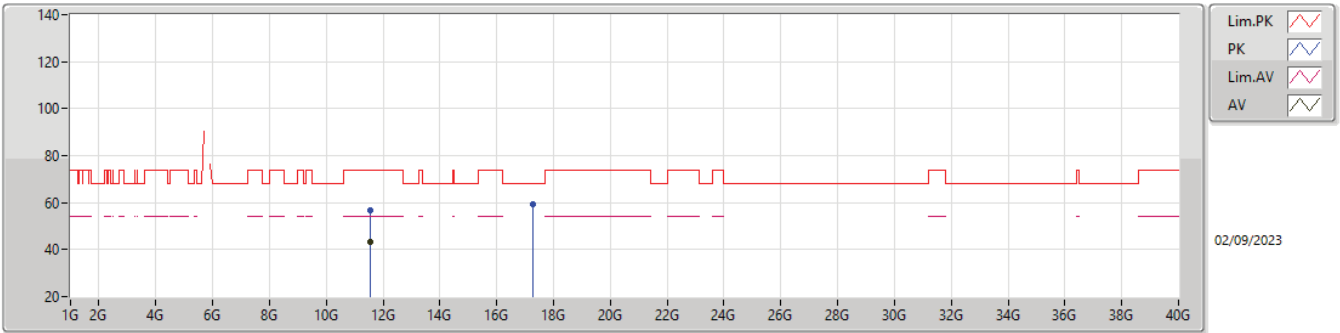


Type	Freq (Hz)	Level (dBuV/m)	Limit (dBuV/m)	Margin (dB)	Factor (dB)	Dist (m)	Condition	Azimuth (°)	Height (m)	Raw (dBuV)	AF (dB)	CL (dB)	PA (dB)
AV	5.4586G	47.40	54.00	-6.60	6.32	3	Horizontal	345	1.39	41.08	33.00	7.22	33.90
AV	5.7526G	107.02	Inf	-Inf	7.40	3	Horizontal	345	1.39	99.62	33.91	7.46	33.97
PK	5.6518G	67.51	69.53	-2.02	6.53	3	Horizontal	345	1.39	60.98	33.12	7.35	33.94
PK	5.7514G	117.96	Inf	-Inf	7.40	3	Horizontal	345	1.39	110.56	33.91	7.46	33.97
PK	6.0298G	61.70	68.20	-6.50	7.61	3	Horizontal	345	1.39	54.09	34.16	7.51	34.06



5.725-5.85GHz_802.11ax HEW40_Nss1,(MCS0)_2TX

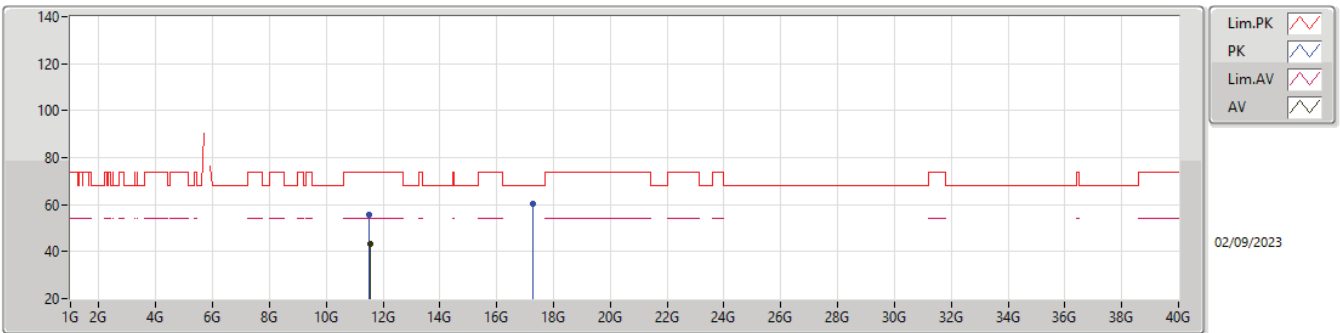
5755MHz_TX



Type	Freq (Hz)	Level (dBuV/m)	Limit (dBuV/m)	Margin (dB)	Factor (dB)	Dist (m)	Condition	Azimuth (°)	Height (m)	Raw (dBuV)	AF (dB)	CL (dB)	PA (dB)
AV	11.53748G	43.36	54.00	-10.64	15.88	3	Vertical	75	1.78	27.48	39.05	10.86	34.03
PK	11.534G	56.57	74.00	-17.43	15.89	3	Vertical	75	1.78	40.68	39.06	10.86	34.03
PK	17.26692G	59.53	68.20	-8.67	18.93	3	Vertical	37	1.50	40.60	38.37	14.07	33.51

5.725-5.85GHz_802.11ax HEW40_Nss1,(MCS0)_2TX

5755MHz_TX

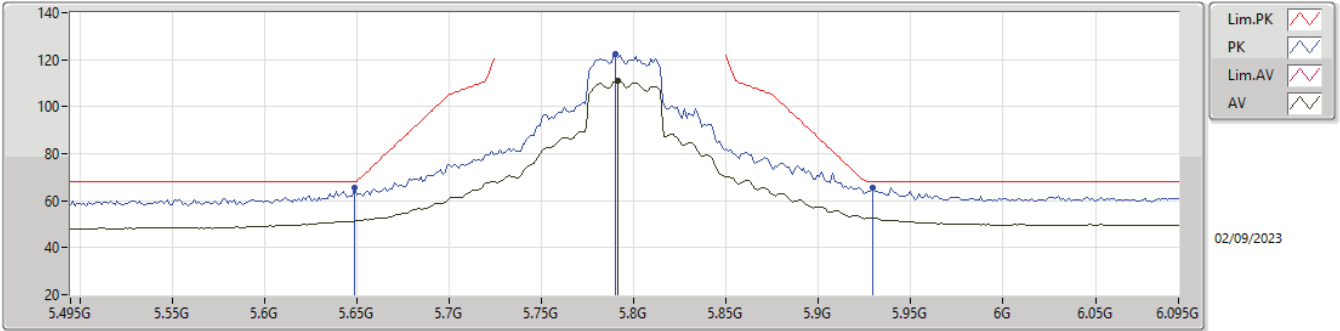


Type	Freq (Hz)	Level (dBuV/m)	Limit (dBuV/m)	Margin (dB)	Factor (dB)	Dist (m)	Condition	Azimuth (°)	Height (m)	Raw (dBuV)	AF (dB)	CL (dB)	PA (dB)
AV	11.534G	43.51	54.00	-10.49	15.89	3	Horizontal	255	1.50	27.62	39.06	10.86	34.03
PK	11.51348G	55.92	74.00	-18.08	15.98	3	Horizontal	255	1.50	39.94	39.15	10.85	34.02
PK	17.2794G	60.22	68.20	-7.98	18.95	3	Horizontal	330	2.36	41.27	38.38	14.08	33.51



5.725-5.85GHz_802.11ax HEW40_Nss1,(MCS0)_2TX

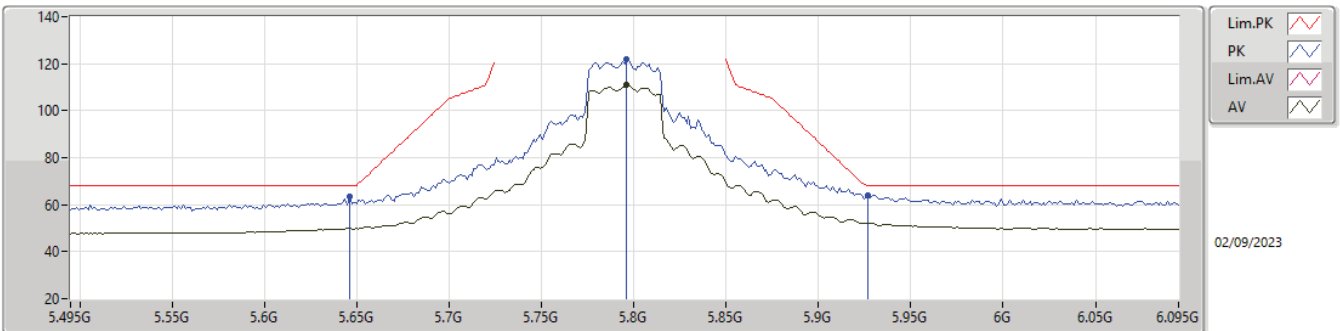
5795MHz_TX



Type	Freq (Hz)	Level (dBuV/m)	Limit (dBuV/m)	Margin (dB)	Factor (dB)	Dist (m)	Condition	Azimuth (°)	Height (m)	Raw (dBuV)	AF (dB)	CL (dB)	PA (dB)
AV	5.7914G	110.95	Inf	-Inf	7.59	3	Vertical	352	1.50	103.36	34.07	7.50	33.98
PK	5.6486G	65.42	68.20	-2.78	6.51	3	Vertical	352	1.50	58.91	33.10	7.35	33.94
PK	5.7902G	122.63	Inf	-Inf	7.58	3	Vertical	352	1.50	115.05	34.06	7.50	33.98
PK	5.9294G	65.77	68.20	-2.43	7.74	3	Vertical	352	1.50	58.03	34.28	7.49	34.03

5.725-5.85GHz_802.11ax HEW40_Nss1,(MCS0)_2TX

5795MHz_TX

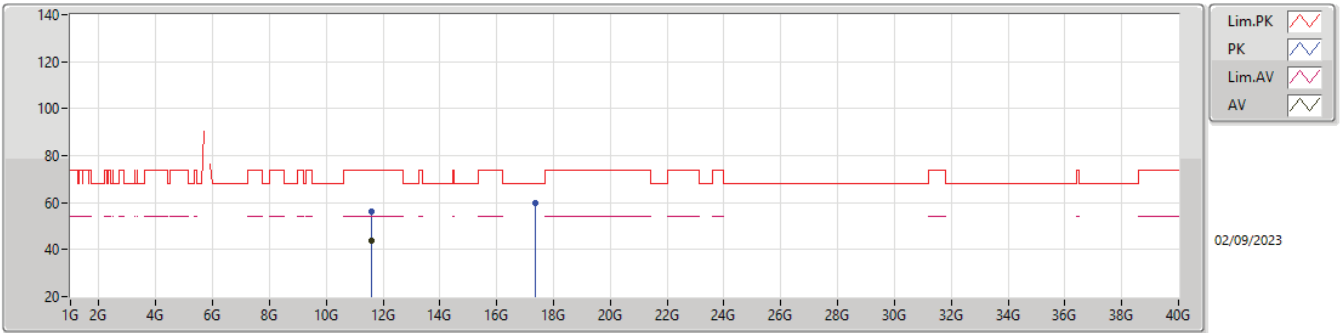


Type	Freq (Hz)	Level (dBuV/m)	Limit (dBuV/m)	Margin (dB)	Factor (dB)	Dist (m)	Condition	Azimuth (°)	Height (m)	Raw (dBuV)	AF (dB)	CL (dB)	PA (dB)
AV	5.7962G	110.83	Inf	-Inf	7.61	3	Horizontal	360	1.37	103.22	34.08	7.51	33.98
PK	5.6462G	63.31	68.20	-4.89	6.51	3	Horizontal	360	1.37	56.80	33.10	7.35	33.94
PK	5.7962G	121.84	Inf	-Inf	7.61	3	Horizontal	360	1.37	114.23	34.08	7.51	33.98
PK	5.927G	64.04	68.20	-4.16	7.75	3	Horizontal	360	1.37	56.29	34.29	7.49	34.03



5.725-5.85GHz_802.11ax HEW40_Nss1,(MCS0)_2TX

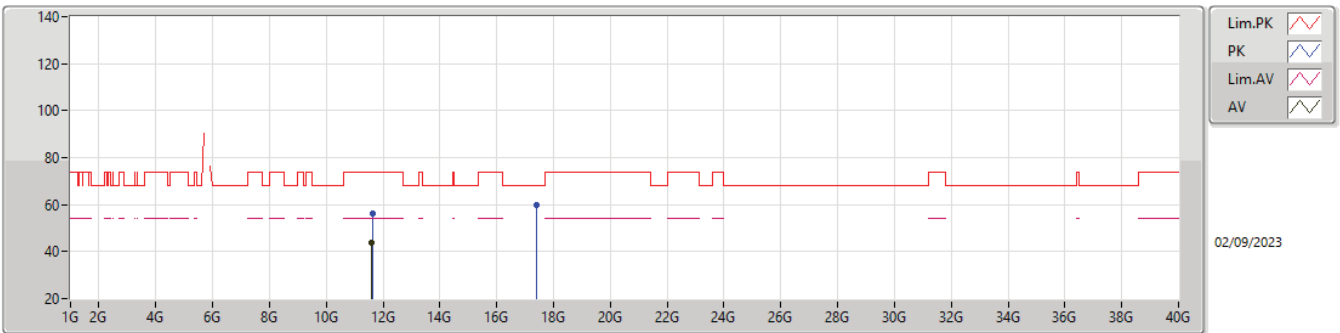
5795MHz_TX



Type	Freq (Hz)	Level (dBuV/m)	Limit (dBuV/m)	Margin (dB)	Factor (dB)	Dist (m)	Condition	Azimuth (°)	Height (m)	Raw (dBuV)	AF (dB)	CL (dB)	PA (dB)
AV	11.59768G	43.98	54.00	-10.02	15.66	3	Vertical	333	1.50	28.32	38.81	10.89	34.04
PK	11.60356G	56.07	74.00	-17.93	15.65	3	Vertical	333	1.50	40.42	38.80	10.89	34.04
PK	17.37744G	59.70	68.20	-8.50	19.21	3	Vertical	360	1.50	40.49	38.55	14.15	33.49

5.725-5.85GHz_802.11ax HEW40_Nss1,(MCS0)_2TX

5795MHz_TX

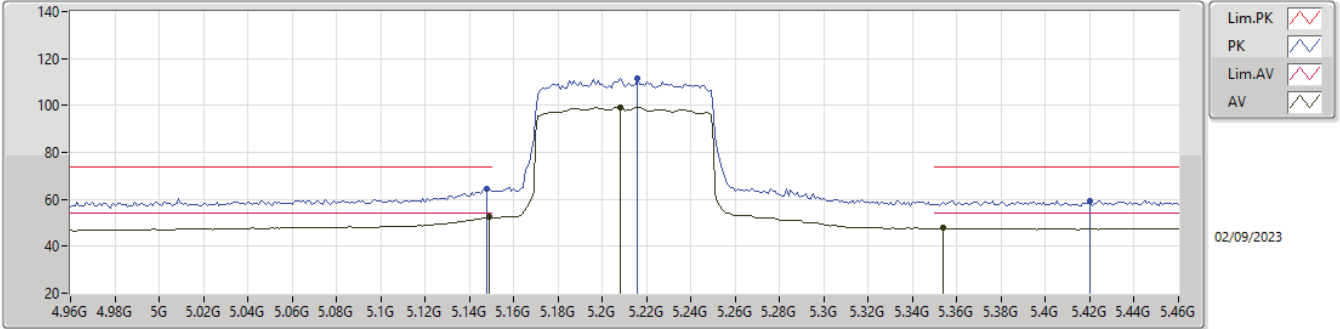


Type	Freq (Hz)	Level (dBuV/m)	Limit (dBuV/m)	Margin (dB)	Factor (dB)	Dist (m)	Condition	Azimuth (°)	Height (m)	Raw (dBuV)	AF (dB)	CL (dB)	PA (dB)
AV	11.58976G	44.02	54.00	-9.98	15.68	3	Horizontal	38	1.50	28.34	38.84	10.88	34.04
PK	11.61592G	56.17	74.00	-17.83	15.66	3	Horizontal	38	1.50	40.51	38.80	10.90	34.04
PK	17.40312G	59.99	68.20	-8.21	19.28	3	Horizontal	112	1.50	40.71	38.60	14.17	33.49



5.15-5.25GHz_802.11ax HEW80_Nss1,(MCS0)_2TX

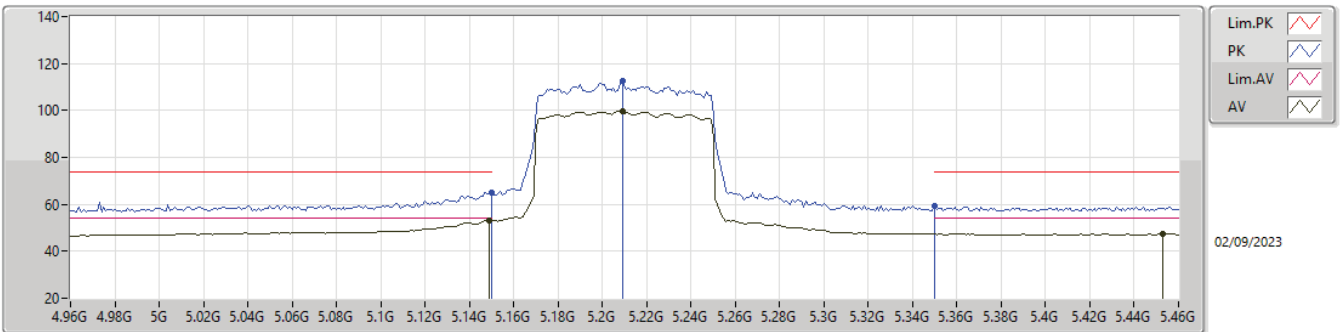
5210MHz_TX



Type	Freq (Hz)	Level (dBuV/m)	Limit (dBuV/m)	Margin (dB)	Factor (dB)	Dist (m)	Condition	Azimuth (°)	Height (m)	Raw (dBuV)	AF (dB)	CL (dB)	PA (dB)
AV	5.149G	52.34	54.00	-1.66	6.26	3	Vertical	0	1.29	46.08	33.20	7.02	33.96
AV	5.208G	99.30	Inf	-Inf	6.30	3	Vertical	0	1.29	93.00	33.18	7.07	33.95
AV	5.354G	47.80	54.00	-6.20	6.15	3	Vertical	0	1.29	41.65	32.91	7.16	33.92
PK	5.148G	64.43	74.00	-9.57	6.26	3	Vertical	0	1.29	58.17	33.20	7.02	33.96
PK	5.216G	111.72	Inf	-Inf	6.30	3	Vertical	0	1.29	105.42	33.17	7.08	33.95
PK	5.42G	59.45	74.00	-14.55	6.29	3	Vertical	0	1.29	53.16	33.00	7.20	33.91

5.15-5.25GHz_802.11ax HEW80_Nss1,(MCS0)_2TX

5210MHz_TX

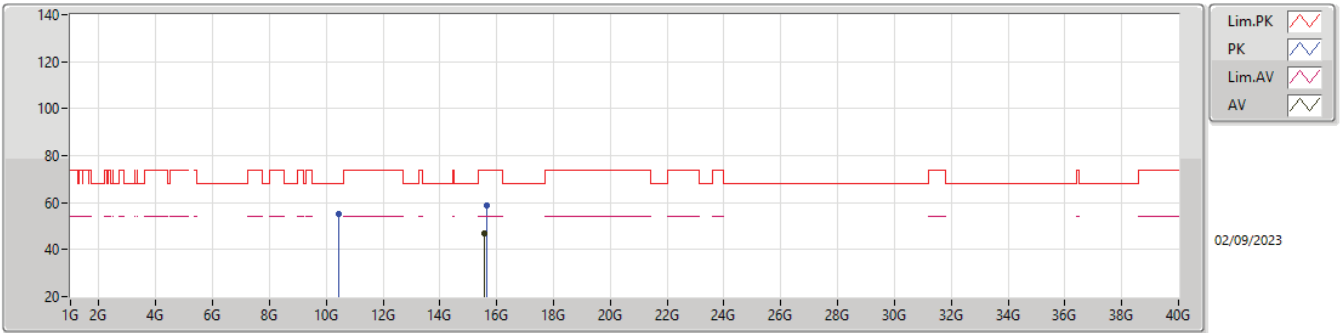


Type	Freq (Hz)	Level (dBuV/m)	Limit (dBuV/m)	Margin (dB)	Factor (dB)	Dist (m)	Condition	Azimuth (°)	Height (m)	Raw (dBuV)	AF (dB)	CL (dB)	PA (dB)
AV	5.149G	53.35	54.00	-0.65	6.26	3	Horizontal	0	1.23	47.09	33.20	7.02	33.96
AV	5.209G	99.66	Inf	-Inf	6.31	3	Horizontal	0	1.23	93.35	33.18	7.08	33.95
AV	5.453G	47.36	54.00	-6.64	6.32	3	Horizontal	0	1.23	41.04	33.00	7.22	33.90
PK	5.15G	65.23	74.00	-8.77	6.26	3	Horizontal	0	1.23	58.97	33.20	7.02	33.96
PK	5.209G	112.47	Inf	-Inf	6.31	3	Horizontal	0	1.23	106.16	33.18	7.08	33.95
PK	5.35G	59.25	74.00	-14.75	6.14	3	Horizontal	0	1.23	53.11	32.90	7.16	33.92



5.15-5.25GHz_802.11ax HEW80_Nss1,(MCS0)_2TX

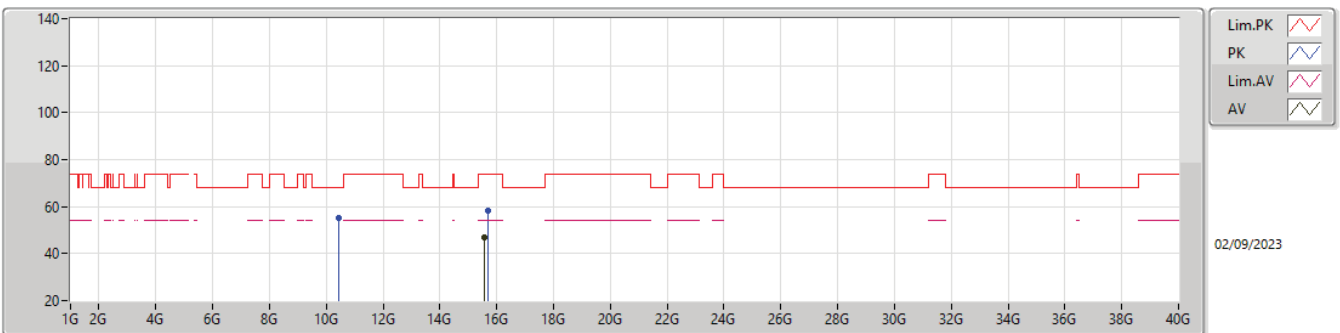
5210MHz_TX



Type	Freq (Hz)	Level (dBuV/m)	Limit (dBuV/m)	Margin (dB)	Factor (dB)	Dist (m)	Condition	Azimuth (°)	Height (m)	Raw (dBuV)	AF (dB)	CL (dB)	PA (dB)
AV	15.57264G	46.74	54.00	-7.26	17.91	3	Vertical	3	2.77	28.83	38.73	12.81	33.63
PK	10.45312G	55.29	68.20	-12.91	14.95	3	Vertical	234	1.50	40.34	39.00	10.37	34.42
PK	15.6444G	59.00	74.00	-15.00	17.76	3	Vertical	3	2.77	41.24	38.57	12.86	33.67

5.15-5.25GHz_802.11ax HEW80_Nss1,(MCS0)_2TX

5210MHz_TX

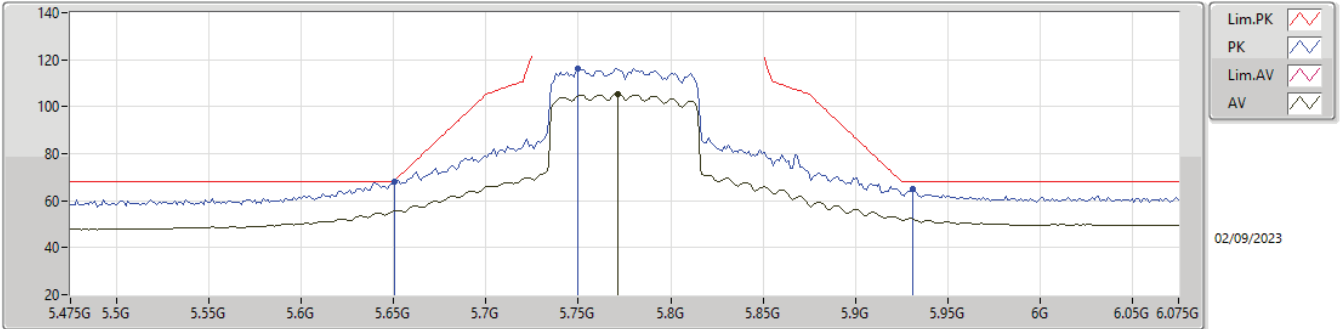


Type	Freq (Hz)	Level (dBuV/m)	Limit (dBuV/m)	Margin (dB)	Factor (dB)	Dist (m)	Condition	Azimuth (°)	Height (m)	Raw (dBuV)	AF (dB)	CL (dB)	PA (dB)
AV	15.57024G	46.74	54.00	-7.26	17.91	3	Horizontal	254	2.49	28.83	38.73	12.81	33.63
PK	10.438G	55.06	68.20	-13.14	14.93	3	Horizontal	147	1.50	40.13	39.00	10.36	34.43
PK	15.6744G	58.51	74.00	-15.49	17.67	3	Horizontal	254	2.49	40.84	38.48	12.87	33.68



5.725-5.85GHz_802.11ax HEW80_Nss1,(MCS0)_2TX

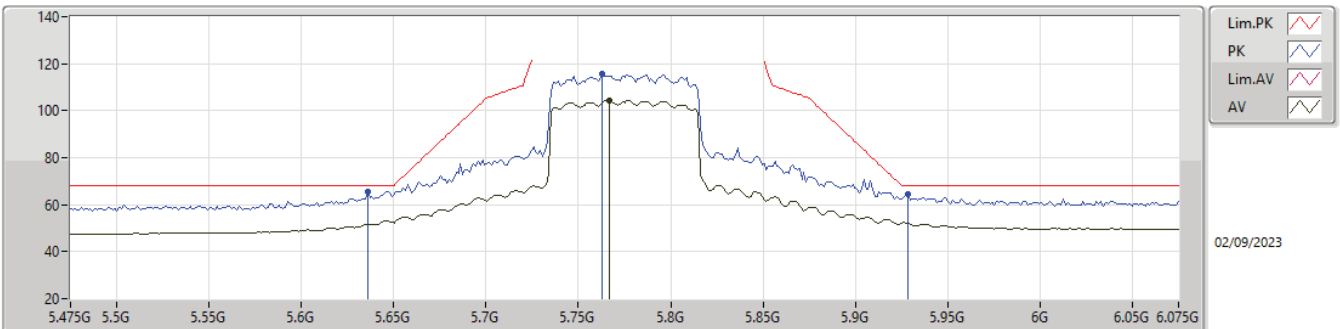
5775MHz_TX



Type	Freq (Hz)	Level (dBuV/m)	Limit (dBuV/m)	Margin (dB)	Factor (dB)	Dist (m)	Condition	Azimuth (°)	Height (m)	Raw (dBuV)	AF (dB)	CL (dB)	PA (dB)
AV	5.7714G	105.52	Inf	-Inf	7.49	3	Vertical	353	1.40	98.03	33.99	7.48	33.98
PK	5.6502G	68.20	68.35	-0.15	6.51	3	Vertical	353	1.40	61.69	33.10	7.35	33.94
PK	5.7498G	116.29	Inf	-Inf	7.39	3	Vertical	353	1.40	108.90	33.90	7.46	33.97
PK	5.931G	64.76	68.20	-3.44	7.74	3	Vertical	353	1.40	57.02	34.28	7.49	34.03

5.725-5.85GHz_802.11ax HEW80_Nss1,(MCS0)_2TX

5775MHz_TX



Type	Freq (Hz)	Level (dBuV/m)	Limit (dBuV/m)	Margin (dB)	Factor (dB)	Dist (m)	Condition	Azimuth (°)	Height (m)	Raw (dBuV)	AF (dB)	CL (dB)	PA (dB)
AV	5.7666G	104.36	Inf	-Inf	7.46	3	Horizontal	360	1.37	96.90	33.97	7.47	33.98
PK	5.6358G	65.66	68.20	-2.54	6.51	3	Horizontal	360	1.37	59.15	33.10	7.34	33.93
PK	5.763G	115.63	Inf	-Inf	7.45	3	Horizontal	360	1.37	108.18	33.95	7.47	33.97
PK	5.9286G	64.47	68.20	-3.73	7.75	3	Horizontal	360	1.37	56.72	34.29	7.49	34.03