

1. Photographs of Conducted Emissions Test Configuration

Adapter mode

Front view



Side view



Under table view



PoE mode



Front view



Side view

Under table view




2. Photographs of Radiated Emissions Test Configuration

For radiated emissions 30MHz~1GHz


Adapter mode

Radio 2_4T1S

Front view




Rear view




PoE mode
Radio 2_4T1S

Front view




Rear view




Adapter mode
Radio 3_1T1S

Front view




Rear view




PoE mode
Radio 3_1T1S

Front view




Rear view



For radiated emissions above 1GHz
Adapter mode
Radio 2_4T1S

Front view



Rear view



Adapter mode
Radio 3_1T1S

Front view



Rear view



————THE END————