

1. Photographs of Conducted Emissions Test Configuration


Front view



Side view



Under table view




2. Photographs of Radiated Emissions Test Configuration


For radiated emissions 30MHz~1GHz

Non-Beamforming
Radio 1

Front view




Rear view



For radiated emissions above 1GHz
Non-Beamforming
Radio 1

Front view




Rear view




For radiated emissions 30MHz~1GHz
Non-Beamforming
Radio 2

Front view




Rear view



For radiated emissions above 1GHz
Non-Beamforming
Radio 2

Front view




Rear view




For radiated emissions 30MHz~1GHz
Non-Beamforming
Radio 3

Front view




Rear view




For radiated emissions above 1GHz
Non-Beamforming
Radio 3

Front view



Rear view



————THE END————