

# 1. Photographs of Conducted Emissions Test Configuration

Non-Beamforming


Front view



Side view



**Under table view**




Beamforming


Front view



Side view



**Under table view**




## 2. Photographs of Radiated Emissions Test Configuration


For radiated emissions 30MHz~1GHz

Non-Beamforming  
Radio 1

Front view




Rear view




Beamforming  
Radio 1

Front view




Rear view




Non-Beamforming  
Radio 3

Front view




Rear view




Beamforming  
Radio 3

Front view




Rear view





For radiated emissions above 1GHz  
Non-Beamforming  
Radio 1

Front view




Rear view




Beamforming  
Radio 1

Front view




Rear view



Non-Beamforming  
Radio 3

Front view




Rear view




Beamforming  
Radio 3

Front view



Rear view



————THE END————