

QuickStart Guide

FortiAP 231G & 233G Series

FAP-231G, FAP-233G

Before you begin

Register your device to access FortiGuard updates, cloud management, firmware upgrades, technical support and warranty coverage.

<http://support.fortinet.com>



This guide covers: FAP-231G, FAP-233G


November 8, 2022


Copyright © 2022 Fortinet, Inc. All rights reserved. Fortinet®, FortiGate®, FortiCare® and FortiGuard®, and certain other marks are registered trademarks of Fortinet, Inc., in the U.S. and other jurisdictions, and other Fortinet names herein may also be registered and/or common law trademarks of Fortinet. All other product or company names may be trademarks of their respective owners. Performance and other metrics contained herein were attained in internal lab tests under ideal conditions, and actual performance and other results may vary. Network variables, different network environments and other conditions may affect performance results. Nothing herein represents any binding commitment by Fortinet, and Fortinet disclaims all warranties, whether express or implied, except to the extent Fortinet enters a binding written contract, signed by Fortinet's General Counsel, with a purchaser that expressly warrants that the identified product will perform according to certain expressly-identified performance metrics and, in such event, only the specific performance metrics expressly identified in such binding written contract shall be binding on Fortinet. For absolute clarity, any such warranty will be limited to performance in the same ideal conditions as in Fortinet's internal lab tests. In no event does Fortinet make any commitment related to future deliverables, features or development, and circumstances may change such that any forward-looking statements herein are not accurate. Fortinet disclaims in full any covenants, representations, and guarantees pursuant hereto, whether express or implied. Fortinet reserves the right to change, modify, transfer, or otherwise revise this publication without notice, and the most current version of the publication shall be applicable.

For Product License Agreement / EULA and Warranty Terms, visit <https://www.fortinet.com/content/dam/fortinet/assets/legal/EULA.pdf>

The Essentials

Default Logins

 <https://192.168.1.2>
Username: **admin**
Password: **leave blank**

 <http://fortilancloud.com>
Username: **user-defined**
Password: **user-defined**

Admin Guide

For a detailed FortiAP setup and configuration information, refer to the Admin Guide on <https://docs.fortinet.com/product/fortiap>

Customer Service

For contracts, licensing, product registration and account management, contact FortiCare Support at <https://www.fortinet.com/support/contact>

Self-service Resources

Access our knowledge base, forums, videos and technical experts at <https://www.fortinet.com/support/support-services/forticare-support>

Thank you for choosing Fortinet

Package Contents

FortiAP 231G & 233G
FAP-231G*, FAP-233G**



QuickStart Guide



FortiAP Device*



FortiAP Antenna Device**



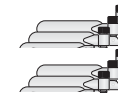
9/16" Ceiling Mounting Bracket



15/16" Ceiling Mounting Bracket



8x Mounting Screws with 8x Anchors

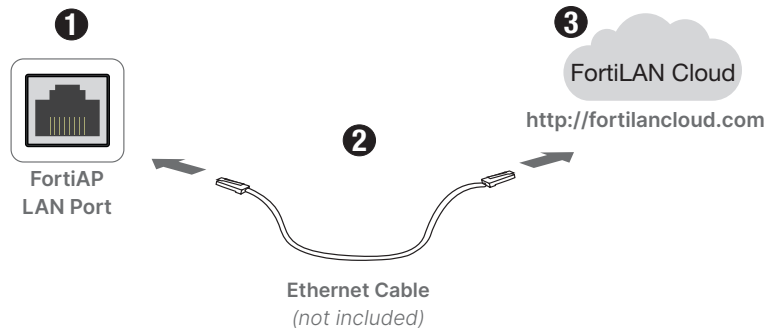


4x Antennas**
(2x detachable,
2x non-detachable)

Setup Options


Power the FortiAP device with a 802.3 af/at PoE injector, FortiGate PoE port or the optional (not included) 12V 2.5A power adapter.

FortiLAN Cloud



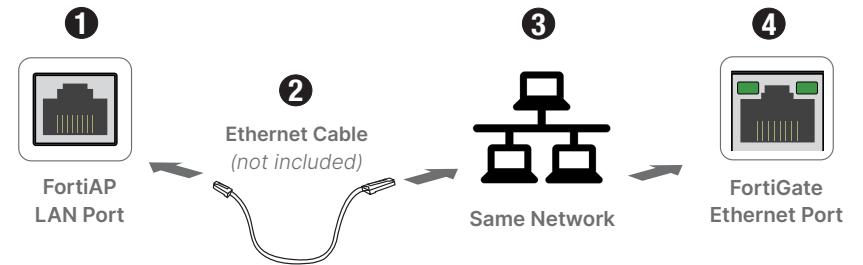
Note: Use your FortiCloud credentials to log in, then click Inventory, Import AP Key and enter the Cloud Key on the device sticker

Direct Connection



Note: To self-configure, preauthorize the FortiAP on your FortiGate. Otherwise once connected, wait for the FortiAP to appear on the Managed FortiAP page in FortiOS.

Network Connection



Note: Connect to the FortiAP using 192.168.1.2 with username *admin* and set a password. Specify the FortiGate IP using:

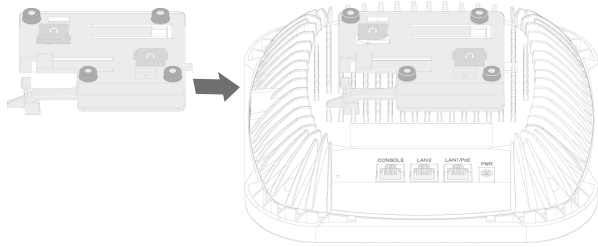
```
cfg -a AC_IPADDR=0.0.0.0  
cfg -c
```

where 0.0.0.0 is the FortiGate IP.

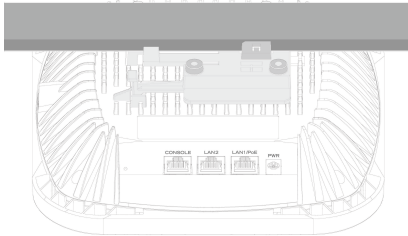
Bracket Installation

The FortiAP mounts on a ceiling using the provided T-rail mounting brackets that come in two standard sizes: 1.43cm (9/16in) and 2.38cm (15/16in).

1. Select the bracket for the T-rail size: 1.43cm (9/16in) or 2.38cm (15/16in)
2. With the ports facing you, slide the bracket left to right



3. Hold the device against the ceiling T-rail and push until it snaps into place



Antenna Installation *(FAP-233G only)*



1. Insert the antenna base firmly into the appropriate antenna mount
2. Securely hand tighten the antenna fastening collar
3. Repeat for the remaining antennas

Note: Antennas A2 and A3 are non-detachable. Antennas A1 and A4 are detachable.

Interfaces - FAP 231G / 233G






1






2 3 4 5 6

1 LED STATUS




Power

-  Off: Device is off
-  Green: Device is on and connected to a controller
-  Amber: Device is on and not connected to a controller

LAN

-  Off: LAN is not connected
-  Green: LAN is connected
-  Blinking Green: LAN data activity

WiFi

-  Off: WiFi not broadcasting
-  Green: SSID broadcasting
-  Blinking Green: Wireless data activity

2 OPTIONAL POWER (12V DC) Optional 12V DC 2.5A adapter

3 RESET system reset

4 CONSOLE (RJ-45) CLI management

5 LAN2 (RJ-45) 1 Gbps Ethernet interface

6 LAN1 / POE (RJ-45) 2.5 Gbps 802.3at PoE Ethernet interface

Cautions and Warnings

Environmental specifications

Ambient operating temperature: 0°C to 50°C

Refer to specific Product Model Data Sheet for Environmental Specifications (Operating Temperature, Storage Temperature, Humidity, and Altitude)

Référez à la Fiche Technique de ce produit pour les caractéristiques environnementales (Température de fonctionnement, température de stockage, humidité et l'altitude).

Safety

Caution: This equipment is to be used in a Network Environment 0 per IECTR 62101. This product is connected only to PoE networks without routing to the outside plant.

Attention: Ce matériel doit être utilisé dans un Environnement Réseau 0 par IECTR 62101. Ce produit est uniquement connecté aux réseaux PoE sans installation externe de routage.

This product is intended to be supplied by a Listed Direct Plug-In Power Unit marked LPS or Class 2 and rated 12Vdc, 2.5A or by 54Vdc from PoE source.

Le produit doit être alimenté par un bloc d'alimentation à courant continu homologué UL de 12Vdc, 2.5A nominal marqué LPS ou Class 2 ou par une source d'alimentation par Ethernet de 54 Vdc (PoE).

Suitable for use in environmental air space in accordance with Section 300-22(C) of the National Electrical Code, and Sections 2-128, 12-010(3) and 12-100 of the Canadian Electrical Code, Part 1, CSA C22.1.

Convient pour une utilisation dans l'espace aérien conformément à l'article 300-22 (C) du Code National de l'Électricité, et des articles 2-128, 12-010 (3) et 12-100 du Code de l'électricité canadien, Partie 1, CSA C22.1.

Regulatory Notices

Federal Communication Commission (FCC) – USA

This device complies with Part 15 of the FCC Rules. Operation is subject to the following two conditions:

- (1) this device may not cause harmful interference, and
- (2) this device must accept any interference received; including interference that may cause undesired operation.

This equipment has been tested and found to comply with the limits for a Class B digital device, pursuant to Part 15 of the FCC Rules. These limits are designed to provide reasonable protection against harmful interference in residential installation. This equipment generates, uses, and can radiate radio frequency energy, and if it is not installed and used in accordance with the instruction manual, it may cause harmful interference to radio communications. However, there is no guarantee that interference will not occur in a particular installation.

If this equipment does cause harmful interference to radio or television reception, which can be determined by turning the equipment off and on, the user is encouraged to try to correct the interference by one or more of the following measures:

- Reorient or relocate the receiving antenna.
- Increase the separation between the equipment and receiver.
- Connect the equipment into an outlet on a circuit different from that to which the receiver is connected.
- Consult the dealer or an experienced radio/TV technician for help.

WARNING: Any changes or modifications to this unit not expressly approved by the party responsible for compliance could void the user's authority to operate the equipment

This equipment complies with FCC radiation exposure limits set forth for an uncontrolled environment. This equipment should be installed and operated with minimum distance 49cm between the radiator and your body. This transmitter must not be co-located or operating in conjunction with any other antenna or transmitter.

This device meets all the other requirements specified in Part 15E, Section 15.407 of the FCC Rules.

For operation within 5.925-7.125GHz frequency range:

FCC regulations restrict the operation of this device to indoor use only.

The operation of this device is prohibited on oil platforms, cars, trains, boats, and aircraft, except that operation of this device is permitted in large aircraft while flying above 10,000 feet.

Operation of transmitters in the 5.925-7.125 GHz band is prohibited for control of or communications with unmanned aircraft systems.

Innovation, Science and Economic Development (ISED) – Canada

This Class B digital apparatus complies with Canadian ICES-003.

Cet appareil numérique de la classe B est conforme à la norme NMB-003 du Canada.

This device contains licence-exempt transmitter(s)/receiver(s) that comply with Innovation, Science and Economic Development Canada's licence-exempt RSS(s). Operation is subject to the following two conditions:

1. This device may not cause interference.
2. This device must accept any interference, including interference that may cause undesired operation of the device.

L'émetteur/récepteur exempt de licence contenu dans le présent appareil est conforme aux CNR d'Innovation, Sciences et Développement économique Canada applicables aux appareils radio exempts de licence. L'exploitation est autorisée aux deux conditions suivantes:

1. L'appareil ne doit pas produire de brouillage;
2. L'appareil doit accepter tout brouillage radioélectrique subi, même si le brouillage est susceptible d'en compromettre le fonctionnement.

For product available in the USA/Canada market, only channel 1–11 can be operated. Selection of other channels is not possible.

Pour les produits disponibles aux États-Unis / Canada du marché, seul le canal 1 à 11 peuvent être exploités. Sélection d'autres canaux n'est pas possible.

This equipment complies with ISED radiation exposure limits set forth for an uncontrolled environment. This equipment should be installed and operated with minimum distance 28cm between the radiator & your body.

Cet équipement est conforme aux limites d'exposition aux rayonnements ISED établies pour un environnement non contrôlé. Cet équipement doit être installé et utilisé avec un minimum de 28cm de distance entre la source de rayonnement et votre corps.

This radio transmitter (IC: 7280B-3518T01236) has been approved by ISED to operate with the antenna types listed below with the maximum permissible gain and required antenna impedance for each antenna type indicated. Antenna types not included in this list, having a gain greater than the maximum gain indicated for that type, are strictly prohibited for use with this device.

Le présent émetteur radio (IC: 7280B-3518T01236) a été approuvé par ISED pour fonctionner avec les types d'antenne énumérés ci-dessous et ayant un gain admissible maximal et l'impédance requise pour chaque type d'antenne. Les types d'antenne non inclus dans cette liste, ou dont le gain est supérieur au gain maximal indiqué, sont strictement interdits pour l'exploitation de l'émetteur.

This device and its antennas(s) must not be co-located or operating in conjunction with any other antenna or transmitter except in accordance with IC multi-transmitter product procedures.

Cet appareil et son antenne (s) ne doit pas être co-localisés ou fonctionnement en association avec une autre antenne ou transmetteur.

Operation shall be limited to indoor use only;

Utilisation limitée à l'intérieur seulement;

Operation on oil platforms, cars, trains, boats and aircraft shall be prohibited except for on large aircraft flying above 10,000 ft.

Utilisation interdite à bord de plateformes de forage pétrolier, de voitures, de trains, de bateaux et d'aéronefs, sauf à bord d'un gros aéronef volant à plus de 10 000 pieds d'altitude.

FAP-231 G

Antenna	Qty	AntennaType	Connector	Gain (dBi)		
				2.4GHz	5GHz	6GHz
2.4/5GHz	2	PIFA	IPEX	4.5	5.3	-
2.4GHz/5GHz/6GHz	2	PIFA	IPEX	4.4	5.3	5.3
BLE/Zigbee	1	PIFA	IPEX	5.1	-	-

FAP-233G

Antenna	Qty	AntennaType	Connector	Gain (dBi)		
				2.4GHz	5GHz	6GHz
2.4/5GHz	2	Dipole	SMA	5.24	4.98	-
2.4GHz/5GHz/6GHz	2	Dipole	IPEX	4.53	4.62	4.77
BLE/Zigbee	1	PIFA	IPEX	5.1	-	-

European Conformity (CE) – EU

This is a Class B product. In a domestic environment, this product may cause radio interference, in which case the user may be required to take adequate measures.



The product transmits within the frequency ranges and less than or equal to the power listed below:

2402-2480MHz less than 20dBm

2405-2480MHz less than 20dBm

2412-2472MHz less than 20dBm

5180-5240MHz less than 23dBm

5260-5320MHz less than 23dBm *

5500-5700MHz less than 30dBm *

5925-6425MHz less than 23dBm

Note: * Only with DFS bands certification.

This equipment should be installed and operated with minimum distance 20cm between the radiator & your body.

Simplified EU Declaration of Conformity

This declaration is only valid for Fortinet products (including, combinations of software, firmware and hardware) provided by Fortinet or Fortinet's authorized partners to the end customer directly for use within the EU or countries that have implemented the EU Directives and/or spectrum regulation. Any Fortinet products not obtained directly from Fortinet or Fortinet's authorized partners may not comply with EU Directives and Fortinet makes no assurances for such products.

Български

Този продукт е в съответствие с Директива 2014/53/ЕС.

Česky

Tento produkt je v souladu se směrnici 2014/53/EU.

Dansk

Denne produkt er i overensstemmelse med direktiv 2014/53/EU.

Deutsch

Dieses Produkt entspricht der Richtlinie 2014/53/EU.

Eesti

See toode vastab direktiivile 2014/53/EL.

English

This product is in compliance with Directive 2014/53/EU.

Español

Este producto cumple con la Directiva 2014/53/UE.

Ελληνική

Το προϊόν αυτό συμμορφώνεται με την Οδηγία 2014/53/ΕΕ.

Français

Ce produit est conforme à la Directive 2014/53/UE.

Hrvatski

Ovaj proizvod je u skladu s Direktivom 2014/53/EU.

Italiano

Questo prodotto è conforme alla Direttiva 2014/53/UE.

Latviski

Šis produkts atbilst Direktīvai 2014/53/EU.

Lietuvių

Šis gaminys atitinka direktyvą 2014/53/ES.

Malti

Dan il-prodott huwa konformi mad-Direttiva 2014/53/UE.

Magyar

Ez a termék megfelel a 2014/53/EU irányelvnek.

Nederlands

Dit product is in overeenstemming met Richtlijn 2014/53/EU.

Norsk

Denne produktet er i samsvar med direktiv 2014/53/EU.

Polski

Ten produkt jest zgodny z dyrektywą 2014/53/UE.

Português

Este produto está em conformidade com a Diretiva 2014/53/UE.

Rumunski

Acest produs este în conformitate cu Directiva 2014/53/UE.

Slovensky

Tento produkt je v súlade so smernicou 2014/53/EÚ.

Slovensko

Ta izdelek je v skladu z Direktivo 2014/53/EU.

Suomi

Tämä tuote on direktiivin 2014/53/EU mukainen.

Svenska

Denna produkt överensstämmer med direktiv 2014/53/EU.

Note: The full declaration of conformity for this product is available at the link below:

<https://site.fortinet.com/ProductRegulatory/EU>

The device is restricted to indoor use only when operating in the 5150 to 5350 MHz frequency range in the following countries:

	AT	BE	BG	HR	CY	CZ	DK
	EE	FI	FR	DE	EL	HU	IE
	IT	LV	LT	LU	MT	NL	PL
	PT	RO	SK	SI	ES	SE	

Compliance with 2014/53/EU Radio Equipment Directive (RED)

In accordance with Article 10.8(a) and 10.8(b) of the RED, the following table provides information on the frequency bands used and the maximum RF transmit power of the product for sale in the EU:

Frequency Range (MHz)	Max. Transmit Power (dBm)
Bluetooth: 2402-2480MHz	20
Zigbee: 2405-2480MHz	20
WLAN 2.4GHz: 2412-2472MHz	20
WLAN 5GHz: 5180-5320MHz	23
WLAN 5GHz: 5500-5700MHz	30
WLAN 6GHz: 5925-6425MHz	23

UK Conformity Assessed (UKCA) – United Kingdom

The product transmits within the frequency ranges and less than or equal to the power listed below:

2402-2480MHz less than 20dBm
 2405-2480MHz less than 20dBm
 2412-2472MHz less than 20dBm
 5180-5240MHz less than 23dBm
 5260-5320MHz less than 23dBm *
 5500-5700MHz less than 30dBm *
 5925-6425MHz less than 23dBm


Note: * Only with DFS bands certification.

This equipment should be installed and operated with minimum distance 20cm between the radiator & your body.

This product is in compliance with **Statutory Instrument 1206 Radio Equipment Regulations 2017**

The full Declaration of Conformity for this product is available in the link below:

<https://site.fortinet.com/ProductRegulatory/UK>



[Fortinet.com](https://www.fortinet.com)