

1. Photographs of Conducted Emissions Test Configuration


Front view



Side view




Under table view




2. Photographs of Radiated Emissions Test Configuration

For radiated emissions 30MHz~1GHz

Radio2




Front view




Rear view

Radio2(Low Band)+
Radio3(High Band)


Front view




Rear view



Radio3



Front view



Rear view

For radiated emissions 30MHz~1GHz

Radio2



Front view



Rear view

Radio2(Low Band)+
Radio3(High Band)

Front view



Rear view



Radio3



Front view



Rear view

————THE END————