

1. Photographs of Conducted Emissions Test Configuration


Front view



Side view



Under table view




2. Photographs of Radiated Emissions Test Configuration


For radiated emissions 30MHz~1GHz

Radio2

Front view




Rear view




Radio2(Low Band)+
Radio3(High Band)


Front view



Rear view




Radio3



Front view

Rear view



For radiated emissions 30MHz~1GHz

Radio2

Front view



Rear view



Radio2(Low Band)+
Radio3(High Band)


Front view



Rear view



Radio3



Front view

Rear view



————THE END————