

PHOTOGRAPHS OF THE TEST CONFIGURATION

Conducted Emission Test (Mode A)



Conducted Emission Test (Mode B)





Conducted Emission Test (Mode C)




Conducted Emission Test (Mode D)




Radiated Emission Test below 1GHz (Mode A)





Radiated Emission Test below 1GHz (Mode B)




Radiated Emission Test below 1GHz (Mode C)




Radiated Emission Test below 1GHz (Mode D)




Radiated Emission Test above 1GHz (Mode A)
(X-plane)



Radiated Emission Test above 1GHz (Mode A)
(Z-plane)



Radiated Emission Test above 1GHz (Mode C)
(X-plane)



Radiated Emission Test above 1GHz (Mode C)
(Z-plane)

