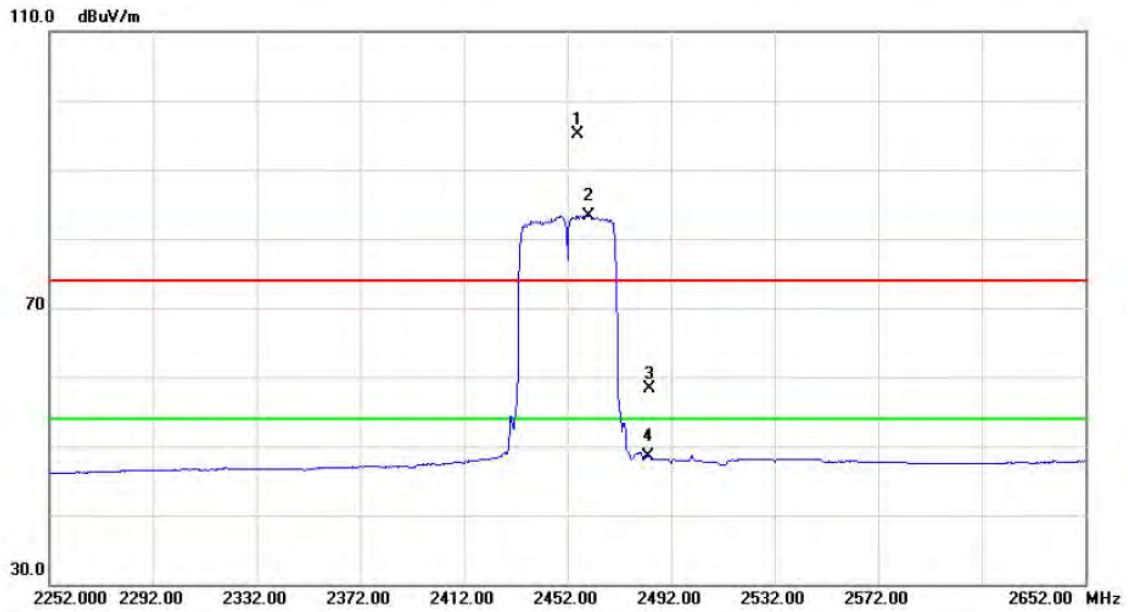


Orthogonal Axis :	X
Test Mode :	TX N-40M MODE 2452MHz- Internal antenna

Vertical



No.	Mk.	Freq. MHz	Reading Level dBuV	Correct Factor dB	Measure- ment dBuV/m	Limit dBuV/m	Margin dB	Detector	Comment
1	X	2456.000	62.31	32.76	95.07	74.00	21.07	peak	No Limit
2	*	2460.400	50.60	32.78	83.38	54.00	29.38	AVG	No Limit
3		2483.500	25.50	32.81	58.31	74.00	-15.69	peak	
4		2483.500	15.70	32.81	48.51	54.00	-5.49	AVG	

Orthogonal Axis :	X
Test Mode :	TX N-40M MODE 2452MHz- Internal antenna

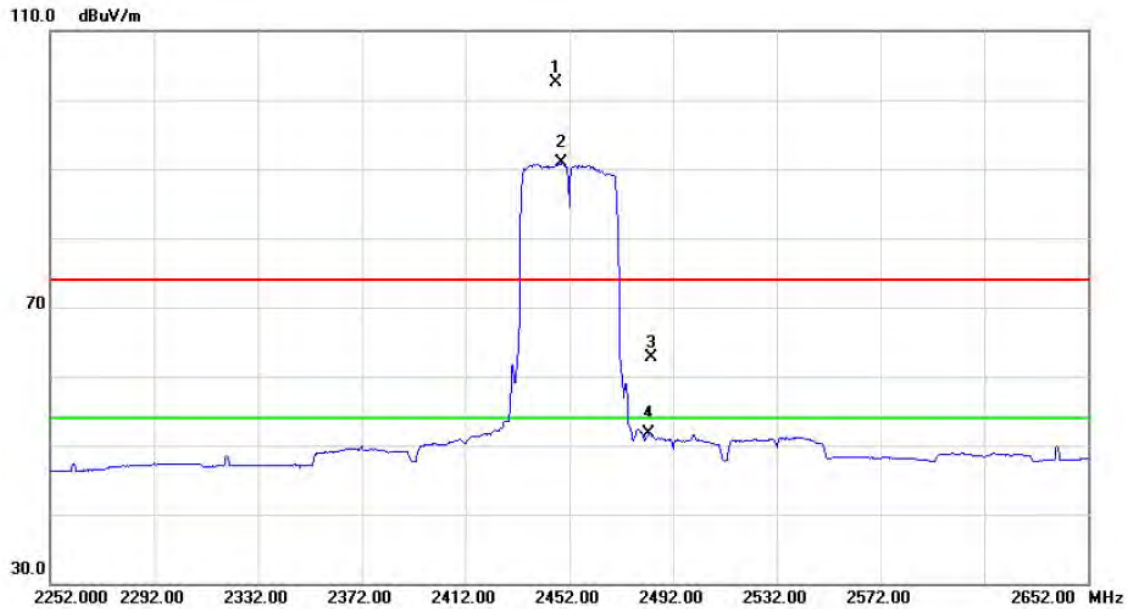
Vertical



No.	Mk.	Freq. MHz	Reading Level dBuV	Correct Factor dB	Measure- ment dBuV/m	Limit dBuV/m	Margin dB	Detector	Comment
1	*	4903.990	30.10	6.09	36.19	54.00	-17.81	AVG	
2		4904.070	40.77	6.09	46.86	74.00	-27.14	peak	

Orthogonal Axis :	X
Test Mode :	TX N-40M MODE 2452MHz- Internal antenna

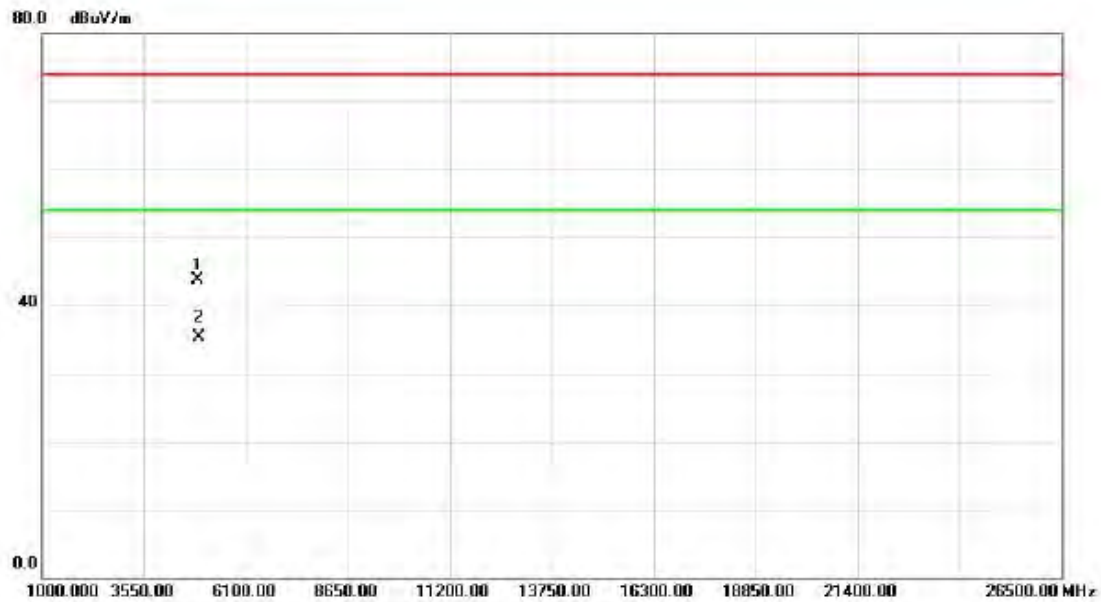
Horizontal



No.	Mk.	Freq. MHz	Reading Level dBuV	Correct Factor dB	Measure- ment dBuV/m	Limit dBuV/m	Margin dB	Detector	Comment
1	X	2446.800	69.78	32.76	102.54	74.00	28.54	peak	No Limit
2	*	2449.200	58.12	32.76	90.88	54.00	36.88	AVG	No Limit
3		2483.500	29.97	32.81	62.78	74.00	-11.22	peak	
4		2483.500	18.80	32.81	51.61	54.00	-2.39	AVG	

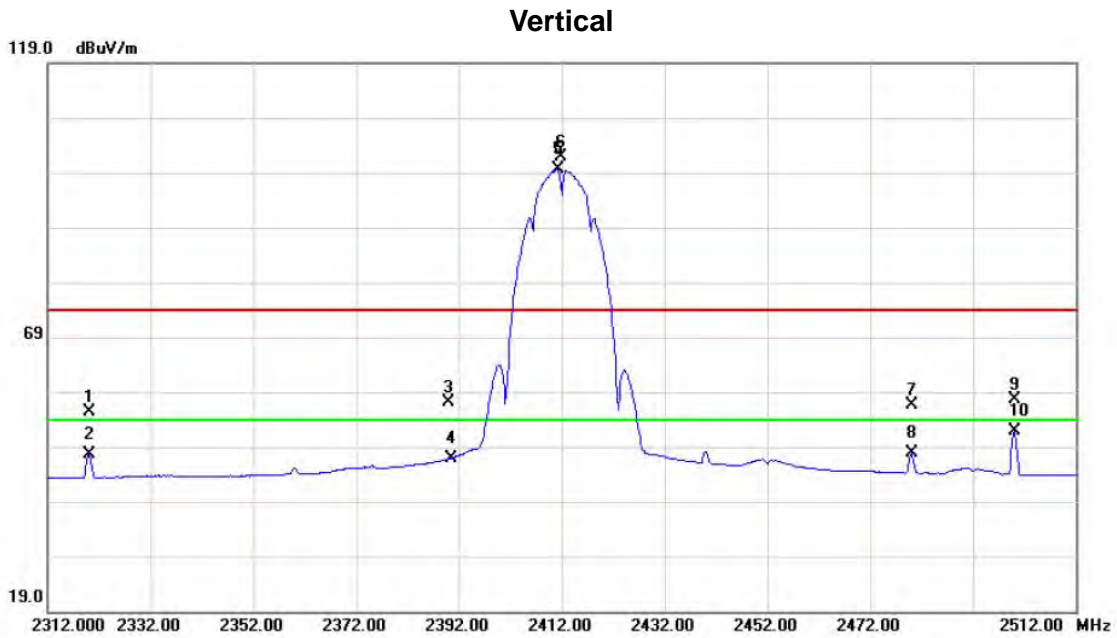
Orthogonal Axis :	X
Test Mode :	TX N-40M MODE 2452MHz- Internal antenna

Horizontal



No.	Mk.	Freq. MHz	Reading Level dBuV	Correct Factor dB	Measure- ment dBuV/m	Limit dBuV/m	Margin dB	Detector	Comment
1		4903.980	37.53	6.09	43.62	74.00	-30.38	peak	
2	*	4903.980	29.18	6.09	35.27	54.00	-18.73	AVG	

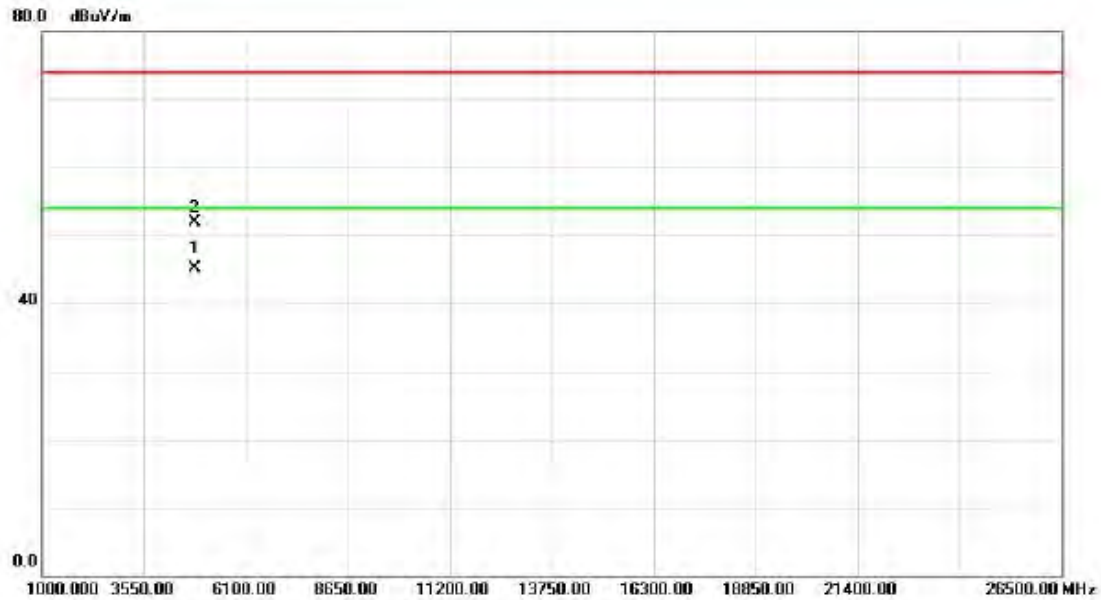
Orthogonal Axis :	X
Test Mode :	TX B MODE 2412MHz- External antenna



No.	Mk.	Freq. MHz	Reading Level dBuV	Correct Factor dB	Measure- ment dBuV/m	Limit dBuV/m	Margin dB	Detector	Comment
1	X	2320.000	26.59	28.86	55.45	74.00	-18.55	peak	
2	X	2320.000	18.81	28.86	47.67	54.00	-6.33	AVG	
3	X	2390.000	28.21	28.91	57.12	74.00	-16.88	peak	
4	X	2390.000	18.03	28.91	46.94	54.00	-7.06	AVG	
5	*	2411.200	70.73	28.93	99.66	54.00	45.66	AVG	No Limit
6	X	2411.800	72.86	28.93	101.79	74.00	27.79	peak	No Limit
7	X	2480.000	27.67	28.98	56.65	74.00	-17.35	peak	
8	X	2480.000	18.79	28.98	47.77	54.00	-6.23	AVG	
9	X	2500.000	28.51	29.00	57.51	74.00	-16.49	peak	
10	X	2500.000	22.78	29.00	51.78	54.00	-2.22	AVG	

Orthogonal Axis :	X
Test Mode :	TX B MODE 2412MHz- External antenna

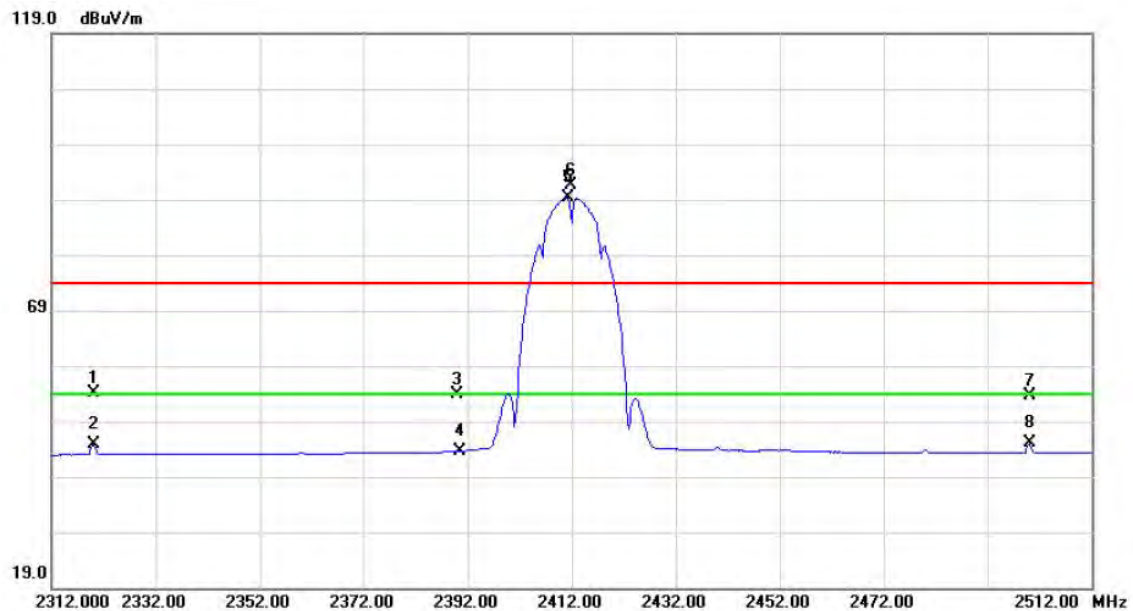
Vertical



No.	Mk.	Freq. MHz	Reading Level dBuV	Correct Factor dB	Measure- ment dBuV/m	Limit dBuV/m	Margin dB	Detector	Comment
1	*	4824.005	39.31	5.87	45.18	54.00	-8.82	AVG	
2		4824.010	46.12	5.87	51.99	74.00	-22.01	peak	

Orthogonal Axis :	X
Test Mode :	TX B MODE 2412MHz- External antenna

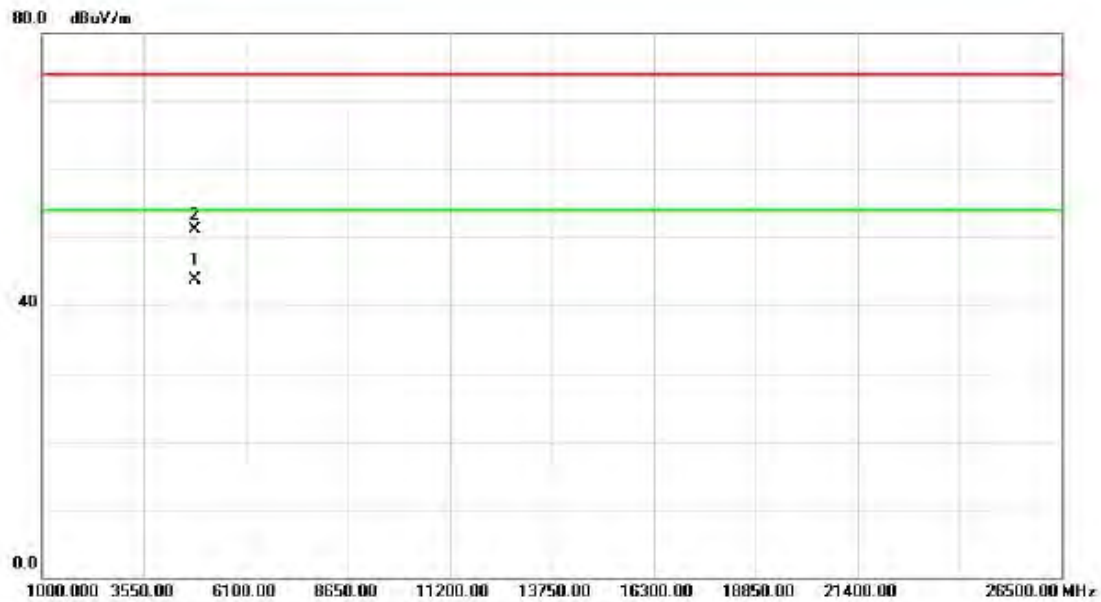
Horizontal



No. Mk.	Freq. MHz	Reading Level dBuV	Correct Factor dB	Measure- ment dBuV/m	Limit dBuV/m	Margin dB	Detector	Comment
1	2320.000	25.17	28.86	54.03	74.00	-19.97	peak	
2	2320.000	16.12	28.86	44.98	54.00	-9.02	AVG	
3	2390.000	24.93	28.91	53.84	74.00	-20.16	peak	
4	2390.000	14.74	28.91	43.65	54.00	-10.35	AVG	
5 *	2411.200	60.53	28.93	89.46	54.00	35.46	AVG	No Limit
6 X	2411.800	62.74	28.93	91.67	74.00	17.67	peak	No Limit
7	2500.000	24.60	29.00	53.60	74.00	-20.40	peak	
8	2500.000	16.07	29.00	45.07	54.00	-8.93	AVG	

Orthogonal Axis :	X
Test Mode :	TX B MODE 2412MHz- External antenna

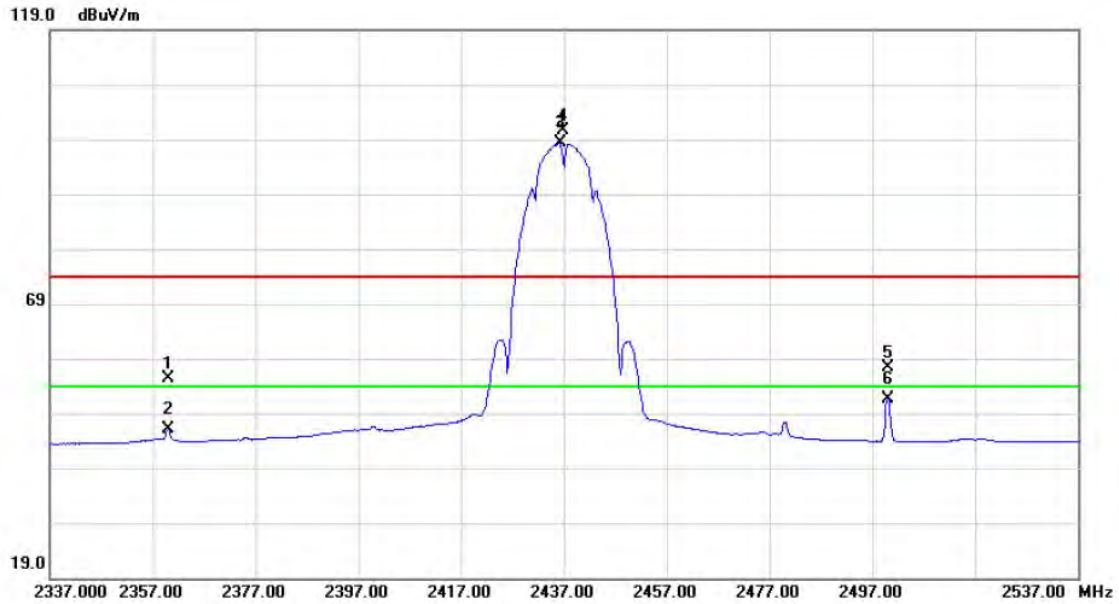
Horizontal



No.	Mk.	Freq. MHz	Reading Level dBuV	Correct Factor dB	Measure- ment dBuV/m	Limit dBuV/m	Margin dB	Detector	Comment
1	*	4823.995	37.83	5.87	43.70	54.00	-10.30	AVG	
2		4824.130	45.30	5.87	51.17	74.00	-22.83	peak	

Orthogonal Axis :	X
Test Mode :	TX B MODE 2437MHz- External antenna

Vertical



No.	Mk.	Freq. MHz	Reading Level dBuV	Correct Factor dB	Measure- ment dBuV/m	Limit dBuV/m	Margin dB	Detector	Comment
1		2360.000	26.61	28.89	55.50	74.00	-18.50	peak	
2		2360.000	17.18	28.89	46.07	54.00	-7.93	AVG	
3	*	2436.200	69.48	28.95	98.43	54.00	44.43	AVG	No Limit
4	X	2436.800	71.65	28.95	100.60	74.00	26.60	peak	No Limit
5		2500.000	28.33	29.00	57.33	74.00	-16.67	peak	
6		2500.000	22.68	29.00	51.68	54.00	-2.32	AVG	

Orthogonal Axis :	X
Test Mode :	TX B MODE 2437MHz- External antenna

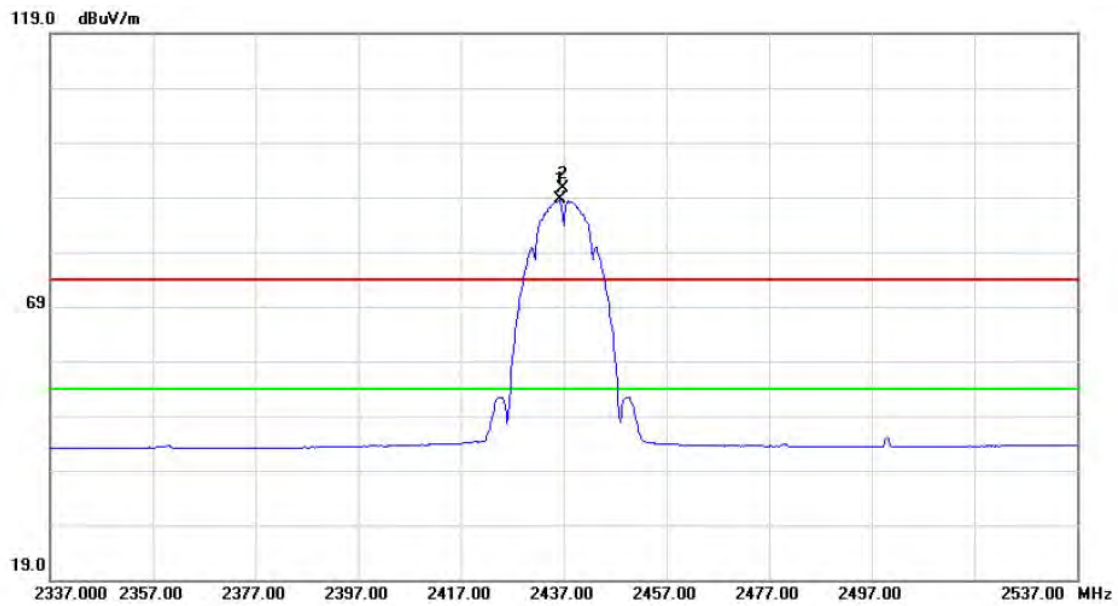
Vertical



No.	Mk.	Freq. MHz	Reading Level dBuV	Correct Factor dB	Measure- ment dBuV/m	Limit dBuV/m	Margin dB	Detector	Comment
1		4874.000	46.52	6.01	52.53	74.00	-21.47	peak	
2	*	4874.030	41.66	6.01	47.67	54.00	-6.33	AVG	

Orthogonal Axis :	X
Test Mode :	TX B MODE 2437MHz- External antenna

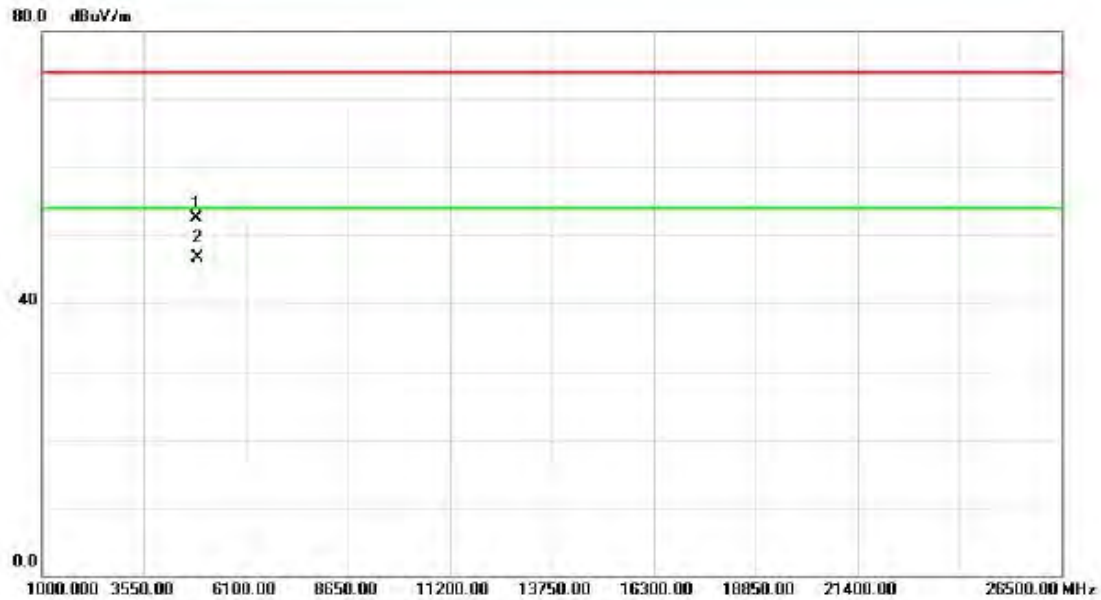
Horizontal



No.	Mk.	Freq.	Reading	Correct	Measure-	Limit	Margin		
		MHz	dBuV	Factor	ment	dBuV/m	dB	Detector	Comment
1	*	2436.200	59.57	28.95	88.52	54.00	34.52	AVG	No Limit
2	X	2436.800	61.67	28.95	90.62	74.00	16.62	peak	No Limit

Orthogonal Axis :	X
Test Mode :	TX B MODE 2437MHz- External antenna

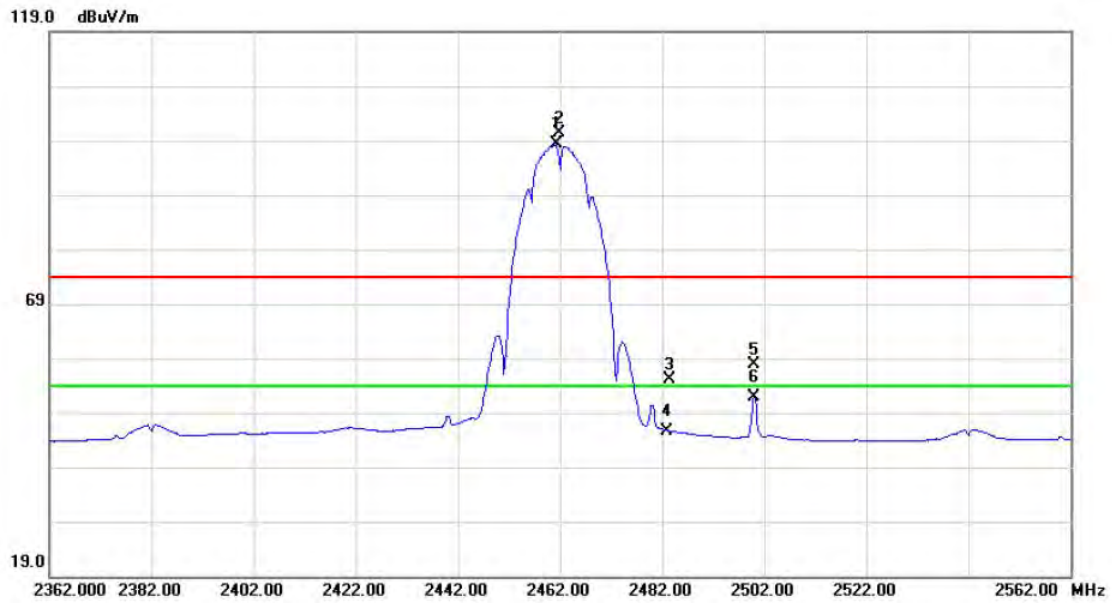
Horizontal



No.	Mk.	Freq. MHz	Reading Level dBuV	Correct Factor dB	Measure- ment dBuV/m	Limit dBuV/m	Margin dB	Detector	Comment
1		4873.960	46.50	6.01	52.51	74.00	-21.49	peak	
2	*	4874.010	40.74	6.01	46.75	54.00	-7.25	AVG	

Orthogonal Axis :	X
Test Mode :	TX B MODE 2462MHz- External antenna

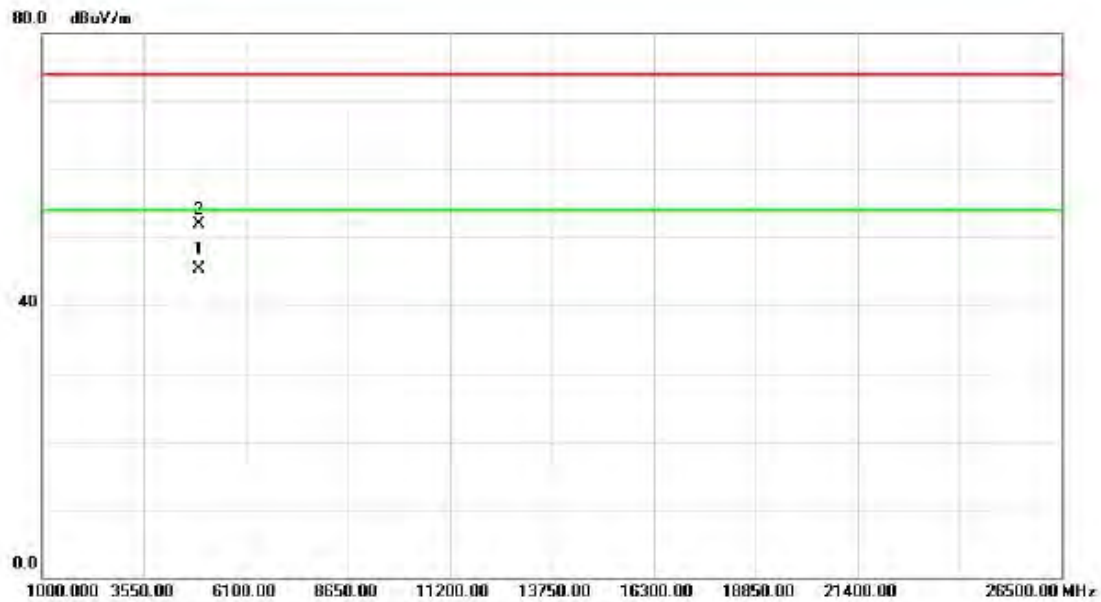
Vertical



No.	Mk.	Freq. MHz	Reading Level dBuV	Correct Factor dB	Measure- ment dBuV/m	Limit dBuV/m	Margin dB	Detector	Comment
1	*	2461.200	69.33	28.97	98.30	54.00	44.30	AVG	No Limit
2	X	2461.800	71.50	28.97	100.47	74.00	26.47	peak	No Limit
3		2483.500	26.22	28.99	55.21	74.00	-18.79	peak	
4		2483.500	16.71	28.99	45.70	54.00	-8.30	AVG	
5		2500.000	28.80	29.00	57.80	74.00	-16.20	peak	
6		2500.000	22.90	29.00	51.90	54.00	-2.10	AVG	

Orthogonal Axis :	X
Test Mode :	TX B MODE 2462MHz- External antenna

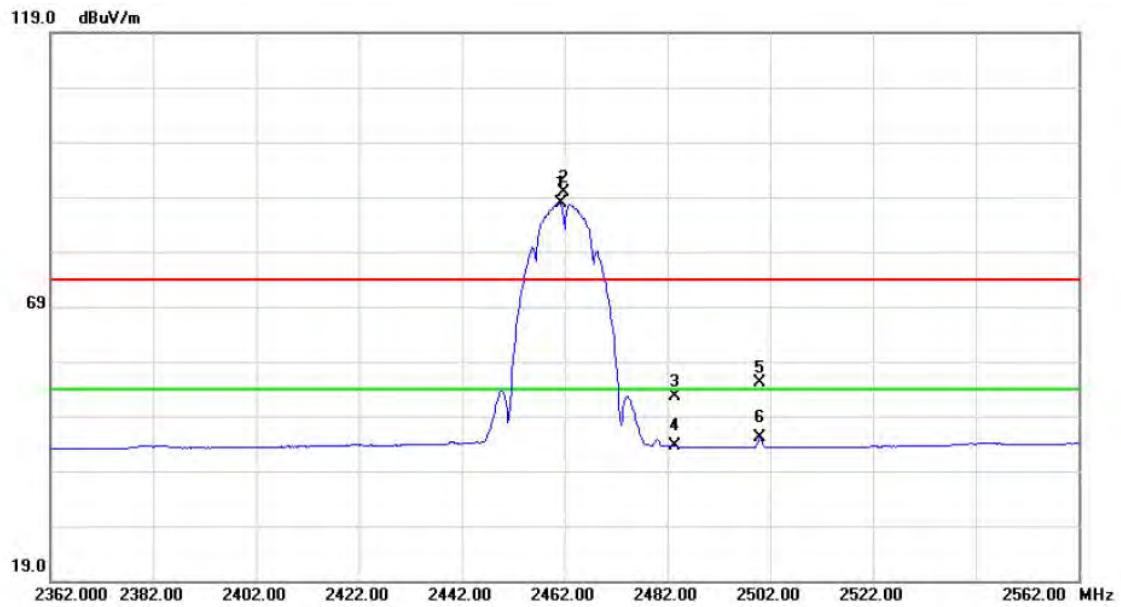
Vertical



No.	Mk.	Freq. MHz	Reading Level dBuV	Correct Factor dB	Measure- ment dBuV/m	Limit dBuV/m	Margin dB	Detector	Comment
1	*	4924.013	39.21	6.14	45.35	54.00	-8.65	AVG	
2		4924.065	45.83	6.14	51.97	74.00	-22.03	peak	

Orthogonal Axis :	X
Test Mode :	TX B MODE 2462MHz- External antenna

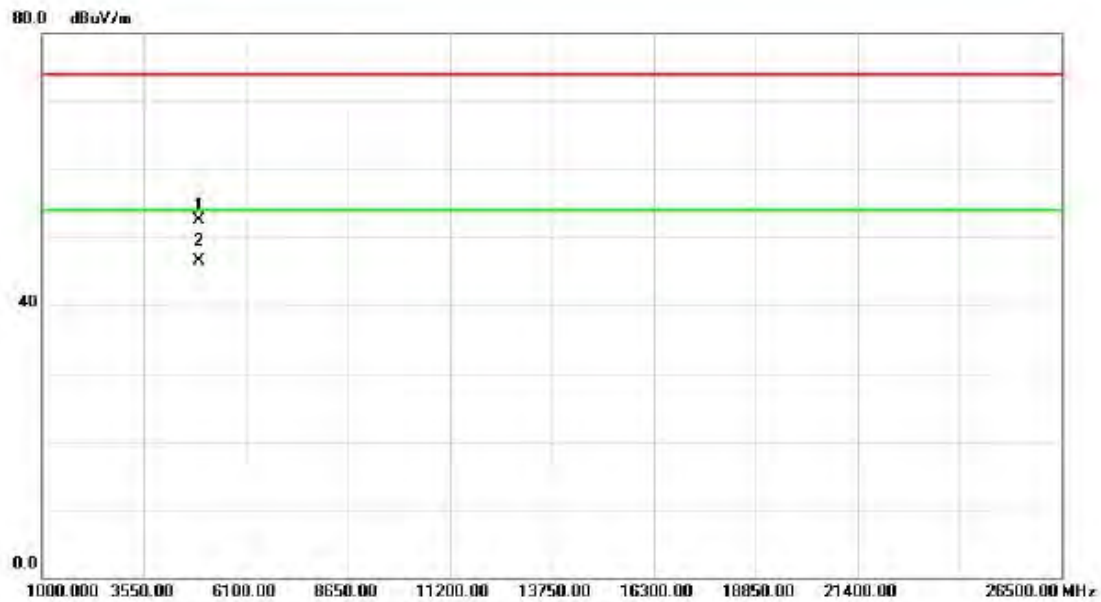
Horizontal



No.	Mk.	Freq. MHz	Reading Level dBuV	Correct Factor dB	Measure- ment dBuV/m	Limit dBuV/m	Margin dB	Detector	Comment
1	*	2461.200	58.93	28.97	87.90	54.00	33.90	AVG	No Limit
2	X	2461.800	60.99	28.97	89.96	74.00	15.96	peak	No Limit
3		2483.500	23.52	28.99	52.51	74.00	-21.49	peak	
4		2483.500	14.57	28.99	43.56	54.00	-10.44	AVG	
5		2500.000	26.06	29.00	55.06	74.00	-18.94	peak	
6		2500.000	16.07	29.00	45.07	54.00	-8.93	AVG	

Orthogonal Axis :	X
Test Mode :	TX B MODE 2462MHz- External antenna

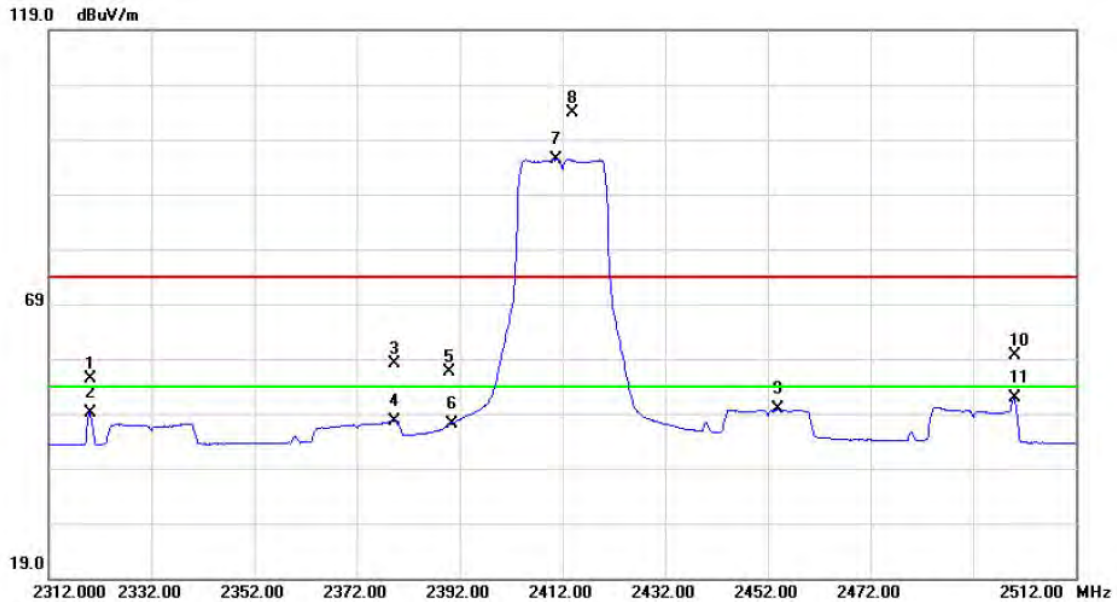
Horizontal



No.	Mk.	Freq. MHz	Reading Level dBuV	Correct Factor dB	Measure- ment dBuV/m	Limit dBuV/m	Margin dB	Detector	Comment
1		4923.996	46.27	6.14	52.41	74.00	-21.59	peak	
2	*	4924.050	40.35	6.14	46.49	54.00	-7.51	AVG	

Orthogonal Axis :	X
Test Mode :	TX G MODE 2412MHz- External antenna

Vertical



No.	Mk.	Freq. MHz	Reading Level dBuV	Correct Factor dB	Measure- ment dBuV/m	Limit dBuV/m	Margin dB	Detector	Comment
1		2320.000	26.48	28.86	55.34	74.00	-18.66	peak	
2		2320.000	20.36	28.86	49.22	54.00	-4.78	AVG	
3		2379.400	29.20	28.90	58.10	74.00	-15.90	peak	
4		2379.400	18.83	28.90	47.73	54.00	-6.27	AVG	
5		2390.000	27.65	28.91	56.56	74.00	-17.44	peak	
6		2390.000	18.14	28.91	47.05	54.00	-6.95	AVG	
7	*	2410.800	66.50	28.93	95.43	54.00	41.43	AVG	No Limit
8	X	2414.000	74.89	28.93	103.82	74.00	29.82	peak	No Limit
9		2454.000	20.80	28.96	49.76	54.00	-4.24	AVG	
10		2500.000	30.69	29.00	59.69	74.00	-14.31	peak	
11		2500.000	22.97	29.00	51.97	54.00	-2.03	AVG	

Orthogonal Axis :	X
Test Mode :	TX G MODE 2412MHz- External antenna

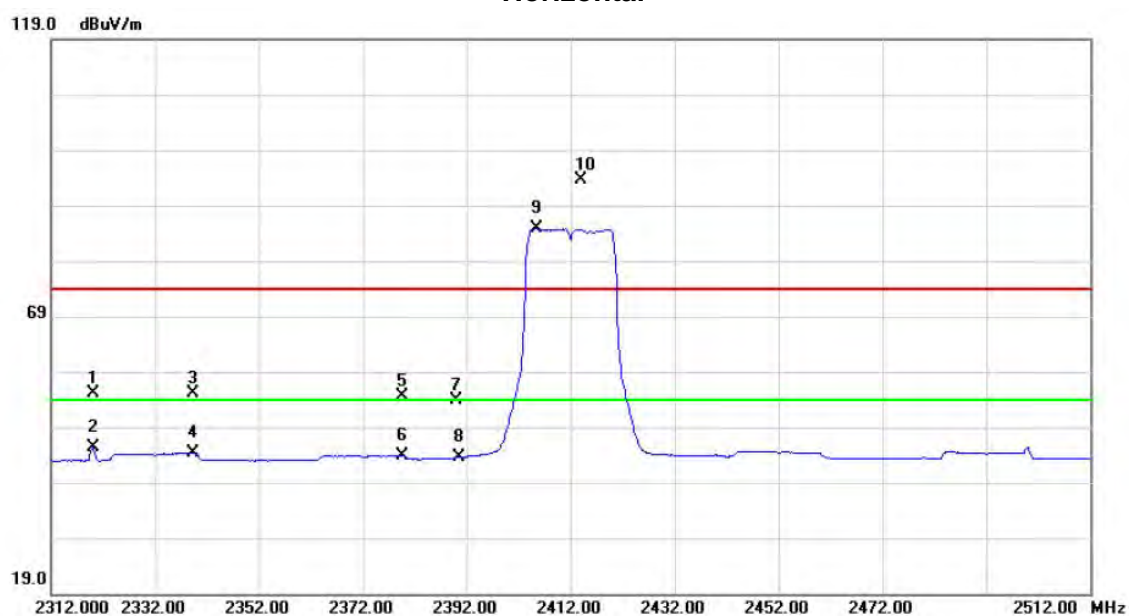
Vertical



No.	Mk.	Freq. MHz	Reading Level dBuV	Correct Factor dB	Measure- ment dBuV/m	Limit dBuV/m	Margin dB	Detector	Comment
1	*	4824.040	34.71	5.87	40.58	54.00	-13.42	AVG	
2		4824.110	46.35	5.87	52.22	74.00	-21.78	peak	

Orthogonal Axis :	X
Test Mode :	TX G MODE 2412MHz- External antenna

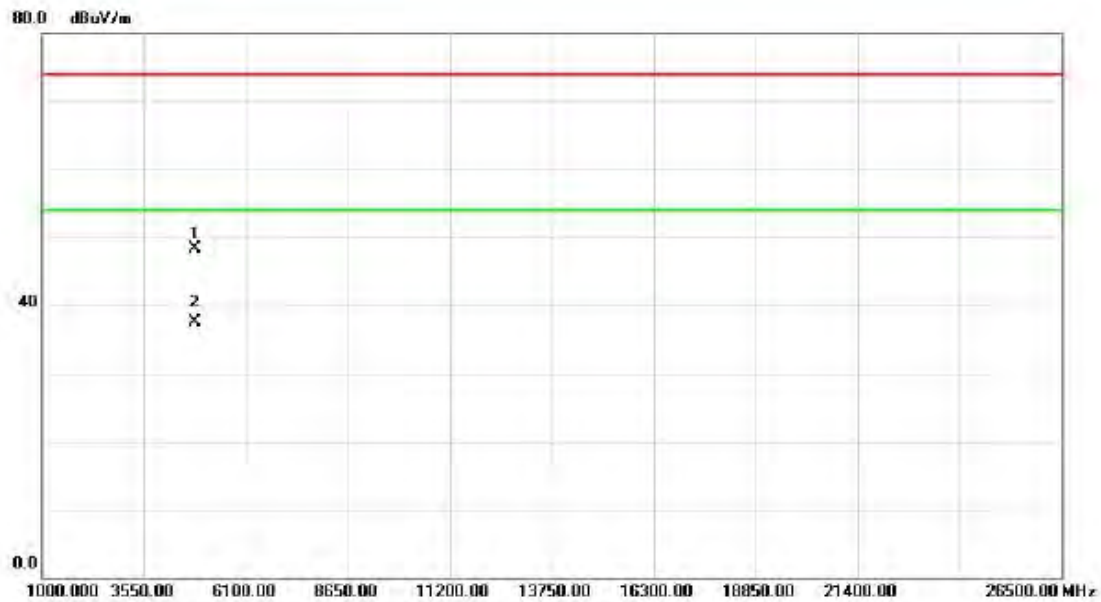
Horizontal



No.	Mk.	Freq. MHz	Reading Level dBuV	Correct Factor dB	Measure- ment dBuV/m	Limit dBuV/m	Margin dB	Detector	Comment
1		2320.000	26.19	28.86	55.05	74.00	-18.95	peak	
2		2320.000	16.43	28.86	45.29	54.00	-8.71	AVG	
3		2339.400	26.29	28.87	55.16	74.00	-18.84	peak	
4		2339.400	15.61	28.87	44.48	54.00	-9.52	AVG	
5		2379.600	25.61	28.90	54.51	74.00	-19.49	peak	
6		2379.600	14.99	28.90	43.89	54.00	-10.11	AVG	
7		2390.000	25.01	28.91	53.92	74.00	-20.08	peak	
8		2390.000	14.64	28.91	43.55	54.00	-10.45	AVG	
9	*	2405.400	55.94	28.92	84.86	54.00	30.86	AVG	No Limit
10	X	2414.000	64.60	28.93	93.53	74.00	19.53	peak	No Limit

Orthogonal Axis :	X
Test Mode :	TX G MODE 2412MHz- External antenna

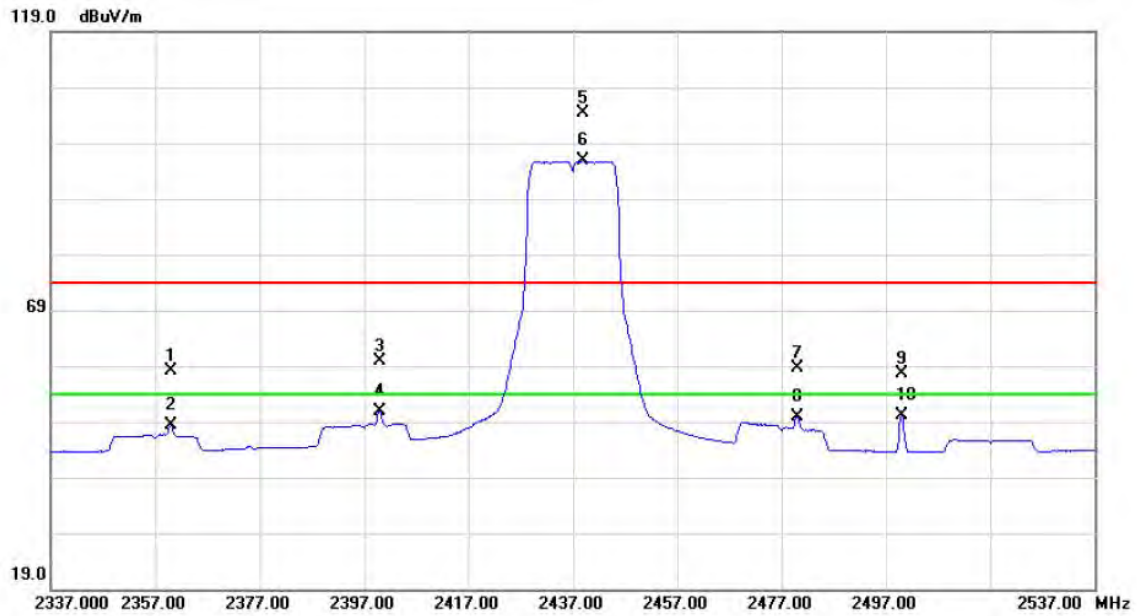
Horizontal



No.	Mk.	Freq. MHz	Reading Level dBuV	Correct Factor dB	Measure- ment dBuV/m	Limit dBuV/m	Margin dB	Detector	Comment
1		4823.970	42.45	5.87	48.32	74.00	-25.68	peak	
2	*	4824.060	31.56	5.87	37.43	54.00	-16.57	AVG	

Orthogonal Axis :	X
Test Mode :	TX G MODE 2437MHz- External antenna

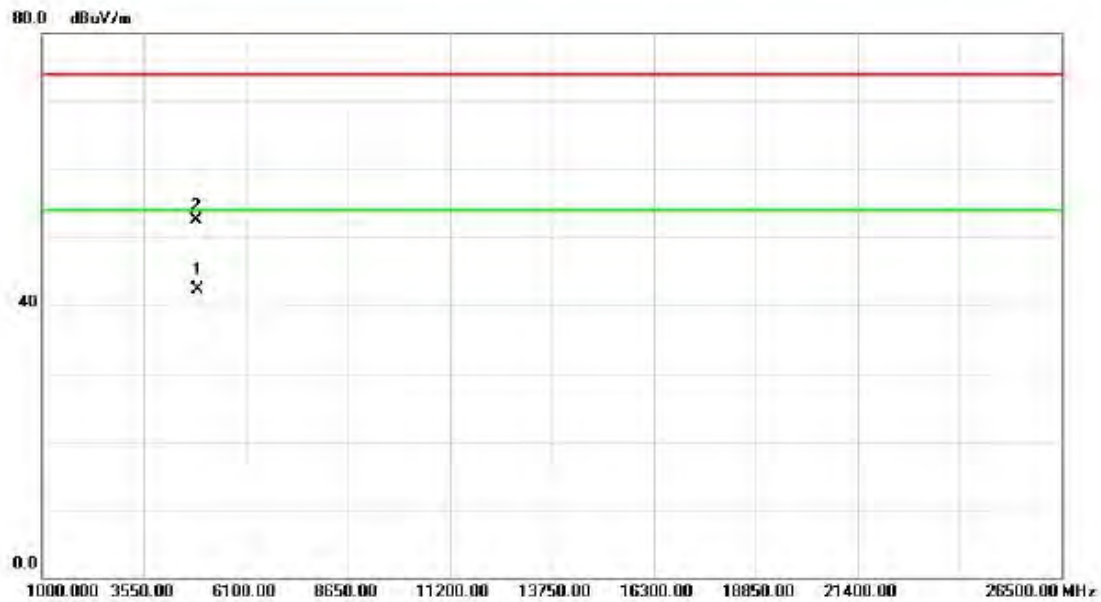
Vertical



No.	Mk.	Freq. MHz	Reading Level dBuV	Correct Factor dB	Measure- ment dBuV/m	Limit dBuV/m	Margin dB	Detector	Comment
1	X	2360.000	29.13	28.89	58.02	74.00	-15.98	peak	
2	X	2360.000	19.41	28.89	48.30	54.00	-5.70	AVG	
3	X	2400.000	30.86	28.92	59.78	74.00	-14.22	peak	
4	X	2400.000	22.03	28.92	50.95	54.00	-3.05	AVG	
5	X	2439.000	75.55	28.95	104.50	74.00	30.50	peak	No Limit
6	*	2439.000	66.82	28.95	95.77	54.00	41.77	AVG	No Limit
7	X	2480.000	29.72	28.98	58.70	74.00	-15.30	peak	
8	X	2480.000	21.00	28.98	49.98	54.00	-4.02	AVG	
9	X	2500.000	28.55	29.00	57.55	74.00	-16.45	peak	
10	X	2500.000	21.02	29.00	50.02	54.00	-3.98	AVG	

Orthogonal Axis :	X
Test Mode :	TX G MODE 2437MHz- External antenna

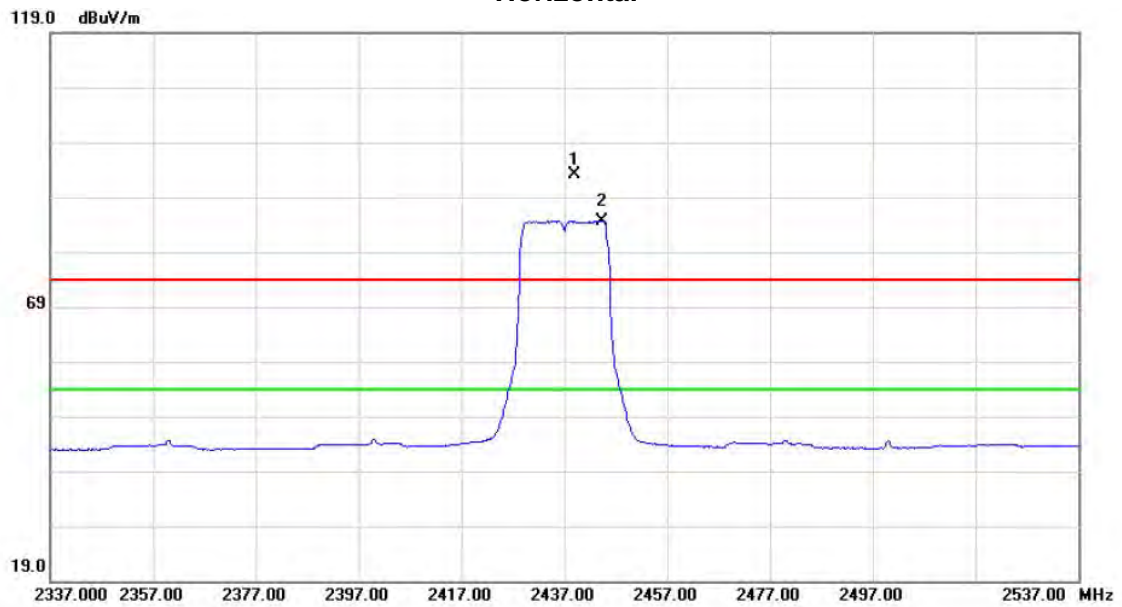
Vertical



No.	Mk.	Freq. MHz	Reading Level dBuV	Correct Factor dB	Measure- ment dBuV/m	Limit dBuV/m	Margin dB	Detector	Comment
1	*	4873.960	36.36	6.01	42.37	54.00	-11.63	AVG	
2		4874.010	46.55	6.01	52.56	74.00	-21.44	peak	

Orthogonal Axis :	X
Test Mode :	TX G MODE 2437MHz- External antenna

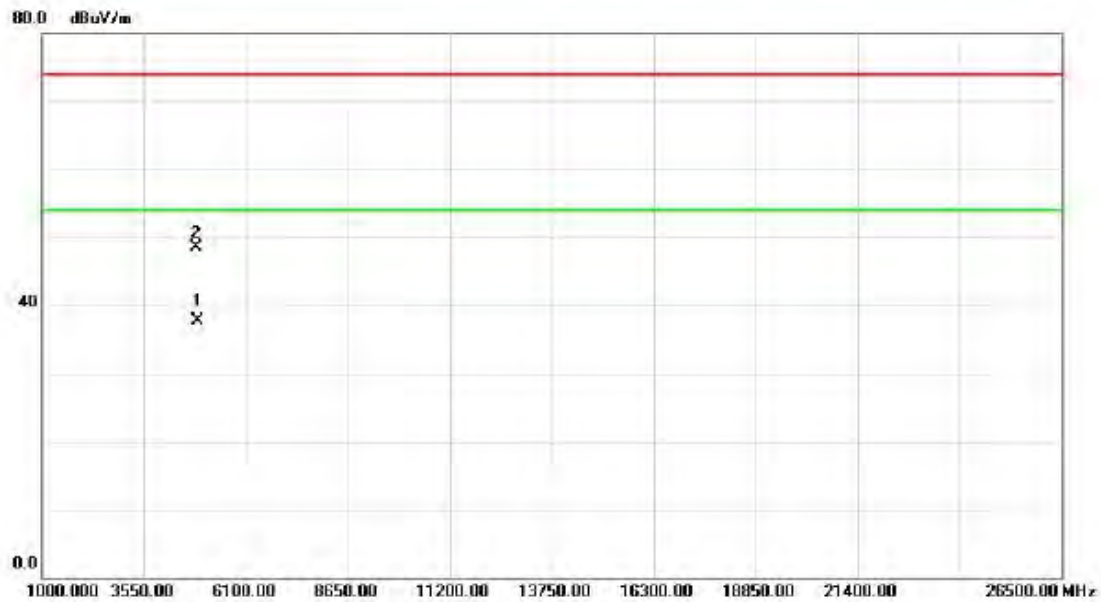
Horizontal



No.	Mk.	Freq. MHz	Reading Level dBuV	Correct Factor dB	Measure- ment dBuV/m	Limit dBuV/m	Margin dB	Detector	Comment
1	X	2439.000	64.13	28.95	93.08	74.00	19.08	peak	No Limit
2	*	2444.200	55.76	28.96	84.72	54.00	30.72	AVG	No Limit

Orthogonal Axis :	X
Test Mode :	TX G MODE 2437MHz- External antenna

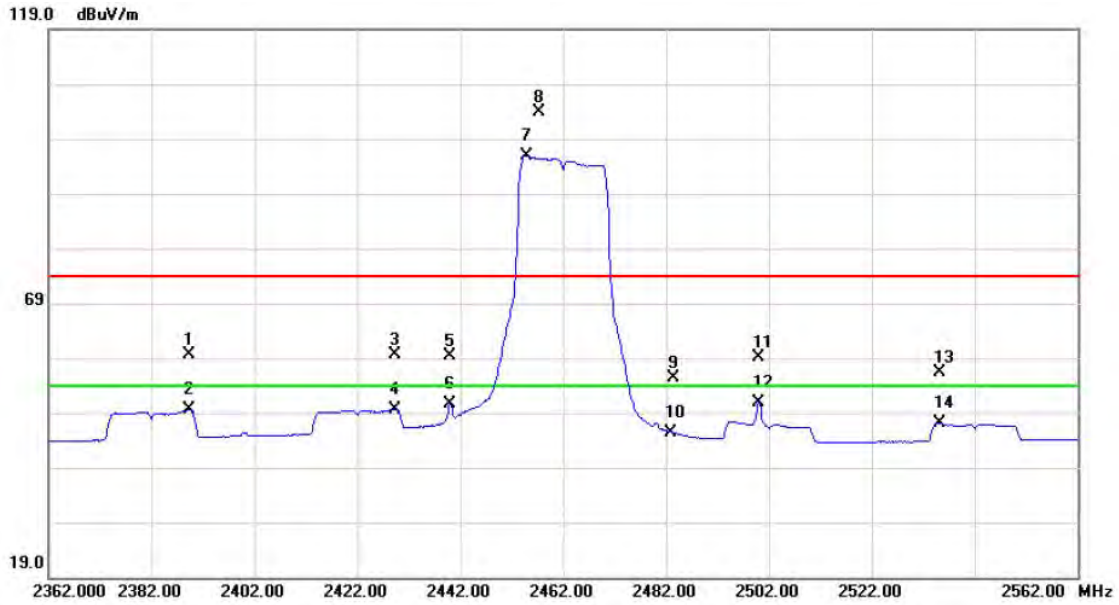
Horizontal



No.	Mk.	Freq. MHz	Reading Level dBuV	Correct Factor dB	Measure- ment dBuV/m	Limit dBuV/m	Margin dB	Detector	Comment
1	*	4874.060	31.68	6.01	37.69	54.00	-16.31	AVG	
2		4874.110	42.45	6.01	48.46	74.00	-25.54	peak	

Orthogonal Axis :	X
Test Mode :	TX G MODE 2462MHz- External antenna

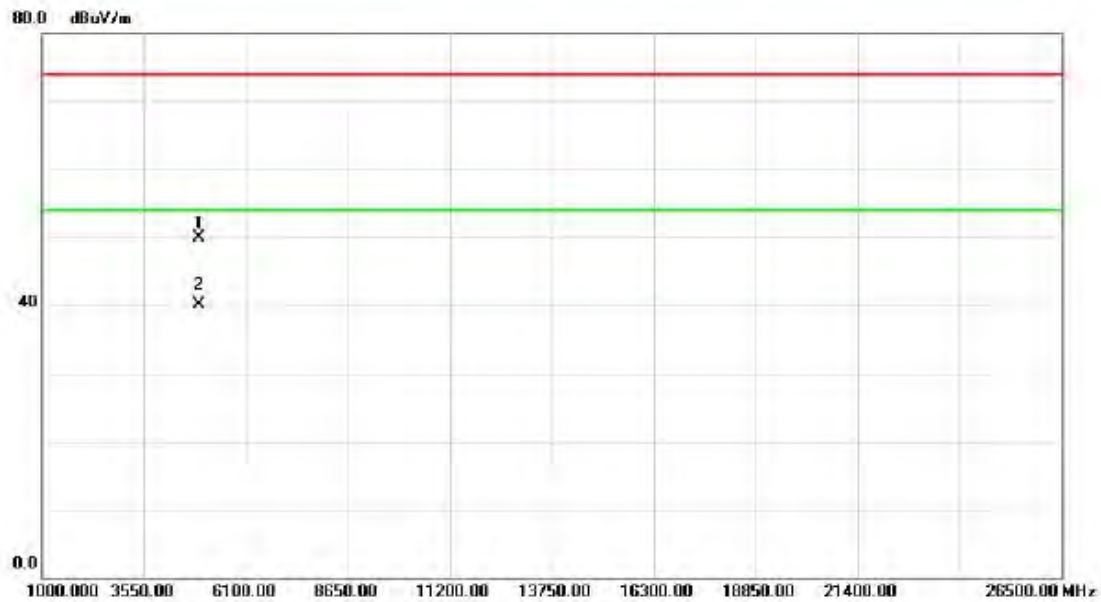
Vertical



No.	Mk.	Freq. MHz	Reading Level dBuV	Correct Factor dB	Measure- ment dBuV/m	Limit dBuV/m	Margin dB	Detector	Comment
1	X	2389.400	30.81	28.91	59.72	74.00	-14.28	peak	
2	X	2389.400	20.73	28.91	49.64	54.00	-4.36	AVG	
3	X	2429.400	30.72	28.94	59.66	74.00	-14.34	peak	
4	X	2429.400	20.76	28.94	49.70	54.00	-4.30	AVG	
5	X	2440.000	30.31	28.95	59.26	74.00	-14.74	peak	
6	X	2440.000	21.57	28.95	50.52	54.00	-3.48	AVG	
7	*	2455.000	67.04	28.96	96.00	54.00	42.00	AVG	No Limit
8	X	2457.200	74.89	28.97	103.86	74.00	29.86	peak	No Limit
9	X	2483.500	26.47	28.99	55.46	74.00	-18.54	peak	
10	X	2483.500	16.37	28.99	45.36	54.00	-8.64	AVG	
11	X	2500.000	30.15	29.00	59.15	74.00	-14.85	peak	
12	X	2500.000	21.96	29.00	50.96	54.00	-3.04	AVG	
13	X	2535.200	27.44	29.06	56.50	74.00	-17.50	peak	
14	X	2535.200	18.05	29.06	47.11	54.00	-6.89	AVG	

Orthogonal Axis :	X
Test Mode :	TX G MODE 2462MHz- External antenna

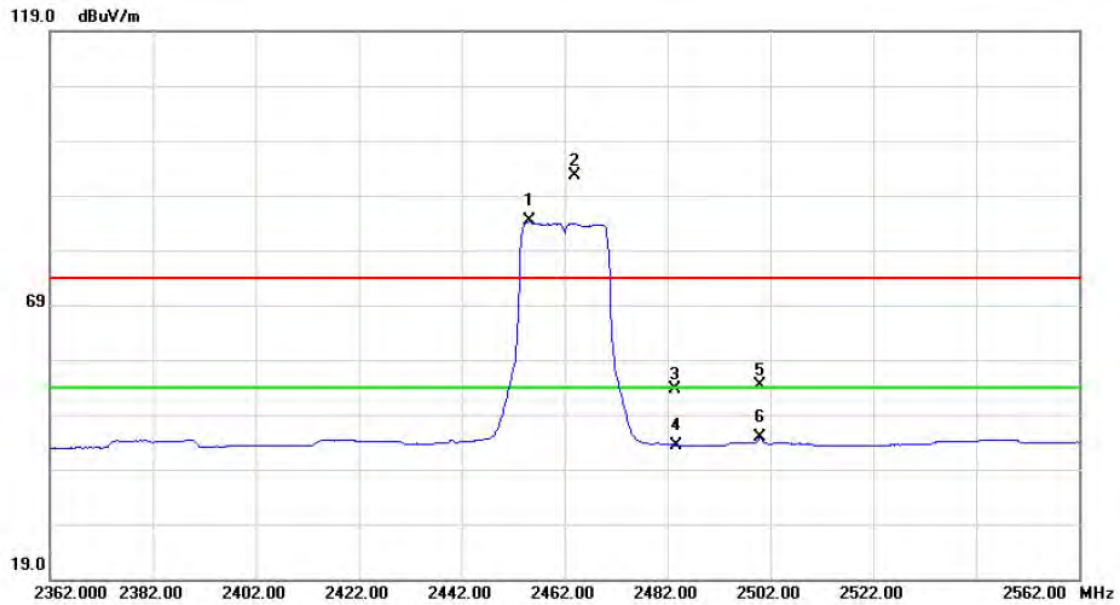
Vertical



No.	Mk.	Freq. MHz	Reading Level dBuV	Correct Factor dB	Measure- ment dBuV/m	Limit dBuV/m	Margin dB	Detector	Comment
1		4924.000	43.72	6.14	49.86	74.00	-24.14	peak	
2	*	4924.000	33.88	6.14	40.02	54.00	-13.98	AVG	

Orthogonal Axis :	X
Test Mode :	TX G MODE 2462MHz- External antenna

Horizontal



No.	Mk.	Freq. MHz	Reading Level dBuV	Correct Factor dB	Measure- ment dBuV/m	Limit dBuV/m	Margin dB	Detector	Comment
1	*	2455.200	55.31	28.96	84.27	54.00	30.27	AVG	No Limit
2	X	2464.000	63.57	28.97	92.54	74.00	18.54	peak	No Limit
3		2483.500	24.62	28.99	53.61	74.00	-20.39	peak	
4		2483.500	14.49	28.99	43.48	54.00	-10.52	AVG	
5		2500.000	25.44	29.00	54.44	74.00	-19.56	peak	
6		2500.000	15.90	29.00	44.90	54.00	-9.10	AVG	

Orthogonal Axis :	X
Test Mode :	TX G MODE 2462MHz- External antenna

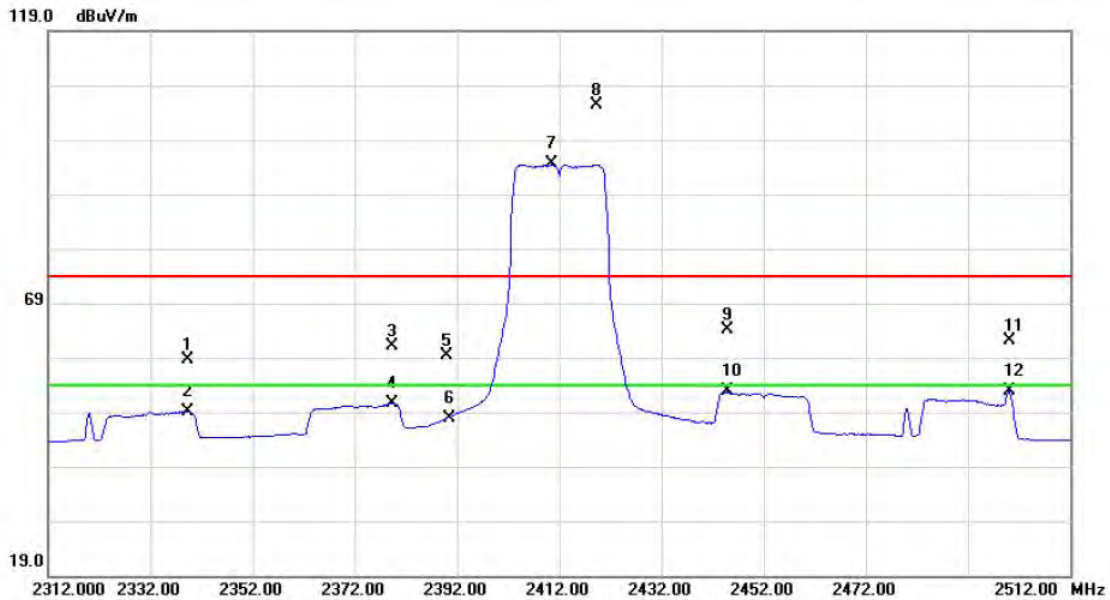
Horizontal



No.	Mk.	Freq. MHz	Reading Level dBuV	Correct Factor dB	Measure- ment dBuV/m	Limit dBuV/m	Margin dB	Detector	Comment
1		4924.000	41.18	6.14	47.32	74.00	-26.68	peak	
2	*	4924.000	30.34	6.14	36.48	54.00	-17.52	AVG	

Orthogonal Axis :	X
Test Mode :	TX N-20M MODE 2412MHz- External antenna

Vertical



No.	Mk.	Freq. MHz	Reading Level dBuV	Correct Factor dB	Measure- ment dBuV/m	Limit dBuV/m	Margin dB	Detector	Comment
1		2339.200	29.83	28.87	58.70	74.00	-15.30	peak	
2		2339.200	20.28	28.87	49.15	54.00	-4.85	AVG	
3		2379.200	32.16	28.90	61.06	74.00	-12.94	peak	
4		2379.200	21.74	28.90	50.64	54.00	-3.36	AVG	
5		2390.000	30.37	28.91	59.28	74.00	-14.72	peak	
6		2390.000	19.04	28.91	47.95	54.00	-6.05	AVG	
7	*	2410.400	65.58	28.93	94.51	54.00	40.51	AVG	No Limit
8	X	2419.200	76.47	28.94	105.41	74.00	31.41	peak	No Limit
9		2445.000	35.12	28.96	64.08	74.00	-9.92	peak	
10		2445.000	23.81	28.96	52.77	54.00	-1.23	AVG	
11		2500.000	33.19	29.00	62.19	74.00	-11.81	peak	
12		2500.000	24.00	29.00	53.00	54.00	-1.00	AVG	

Orthogonal Axis :	X
Test Mode :	TX N-20M MODE 2412MHz- External antenna

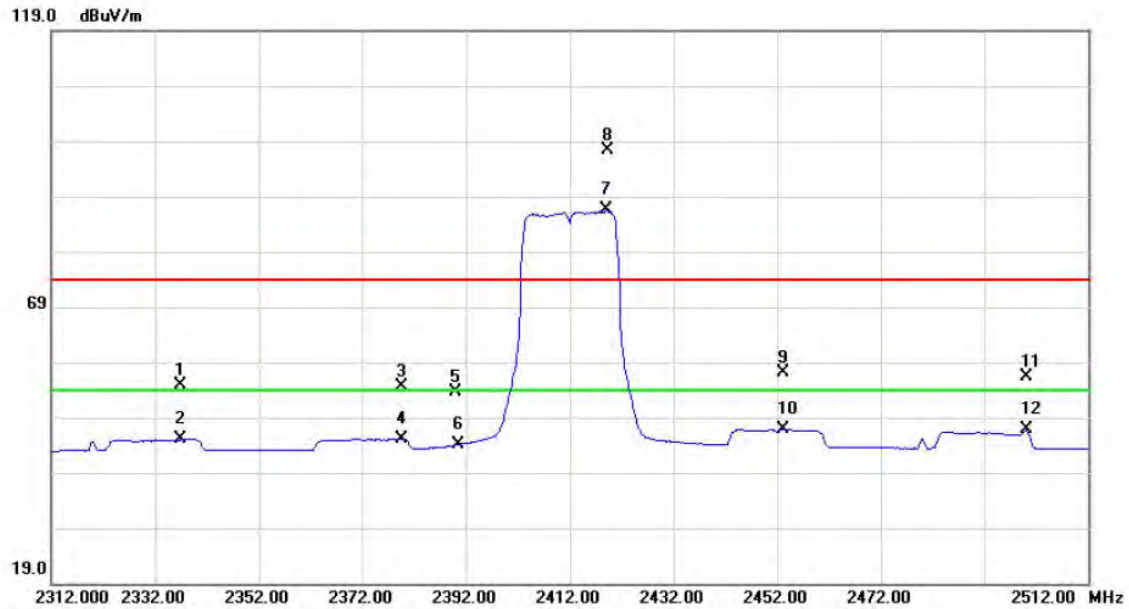
Vertical



No.	Mk.	Freq. MHz	Reading Level dBuV	Correct Factor dB	Measure- ment dBuV/m	Limit dBuV/m	Margin dB	Detector	Comment
1	*	4823.980	31.35	5.87	37.22	54.00	-16.78	AVG	
2		4824.030	42.72	5.87	48.59	74.00	-25.41	peak	

Orthogonal Axis :	X
Test Mode :	TX N-20M MODE 2412MHz- External antenna

Horizontal



No. Mk.	Freq. MHz	Reading Level dBuV	Correct Factor dB	Measurement dBuV/m	Limit dBuV/m	Margin dB	Detector	Comment
1	2337.000	26.10	28.87	54.97	74.00	-19.03	peak	
2	2337.000	16.20	28.87	45.07	54.00	-8.93	AVG	
3	2379.600	25.70	28.90	54.60	74.00	-19.40	peak	
4	2379.600	16.31	28.90	45.21	54.00	-8.79	AVG	
5	2390.000	24.76	28.91	53.67	74.00	-20.33	peak	
6	2390.000	15.15	28.91	44.06	54.00	-9.94	AVG	
7 *	2419.000	57.58	28.94	86.52	54.00	32.52	AVG	No Limit
8 X	2419.200	68.32	28.94	97.26	74.00	23.26	peak	No Limit
9	2453.200	28.11	28.96	57.07	74.00	-16.93	peak	
10	2453.200	17.96	28.96	46.92	54.00	-7.08	AVG	
11	2500.000	27.32	29.00	56.32	74.00	-17.68	peak	
12	2500.000	17.80	29.00	46.80	54.00	-7.20	AVG	

Orthogonal Axis :	X
Test Mode :	TX N-20M MODE 2412MHz- External antenna

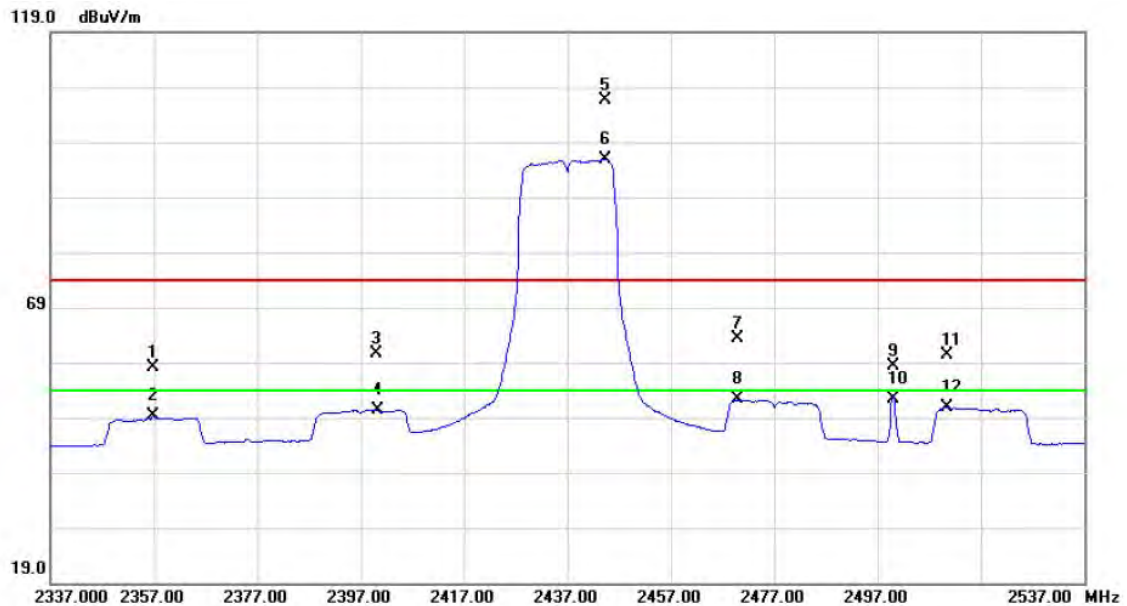
Horizontal



No.	Mk.	Freq. MHz	Reading Level dBuV	Correct Factor dB	Measure- ment dBuV/m	Limit dBuV/m	Margin dB	Detector	Comment
1		4824.000	42.53	5.87	48.40	74.00	-25.60	peak	
2	*	4824.000	31.62	5.87	37.49	54.00	-16.51	AVG	

Orthogonal Axis :	X
Test Mode :	TX N-20M MODE 2437MHz- External antenna

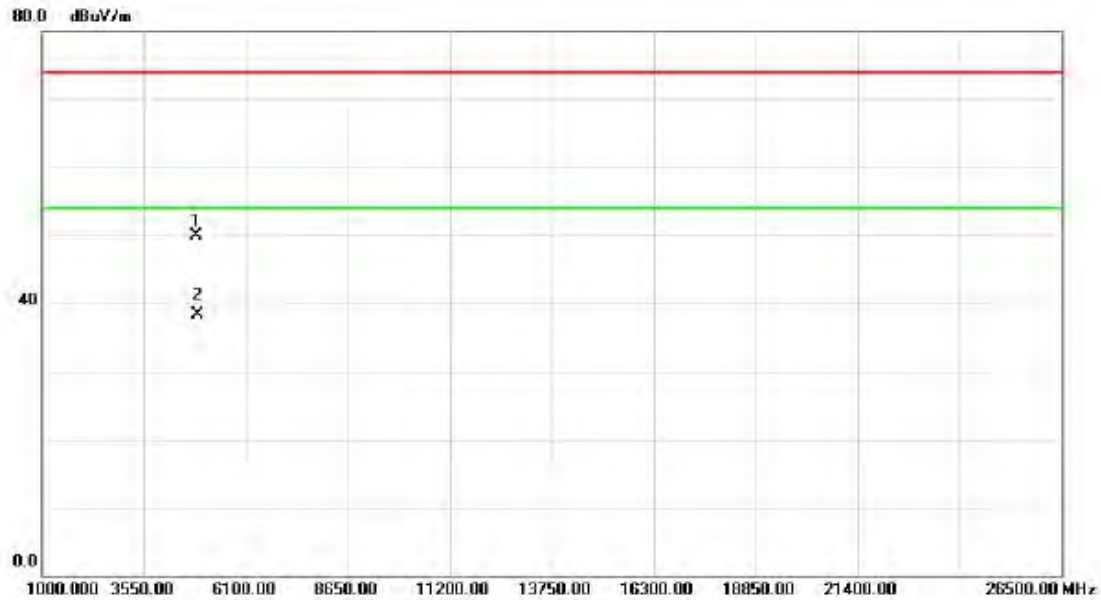
Vertical



No.	Mk.	Freq. MHz	Reading Level dBuV	Correct Factor dB	Measure- ment dBuV/m	Limit dBuV/m	Margin dB	Detector	Comment
1		2356.800	29.26	28.89	58.15	74.00	-15.85	peak	
2		2356.800	20.37	28.89	49.26	54.00	-4.74	AVG	
3		2400.000	31.78	28.92	60.70	74.00	-13.30	peak	
4		2400.200	21.50	28.92	50.42	54.00	-3.58	AVG	
5	X	2444.200	77.63	28.96	106.59	74.00	32.59	peak	No Limit
6	*	2444.400	66.94	28.96	95.90	54.00	41.90	AVG	No Limit
7		2469.800	34.35	28.98	63.33	74.00	-10.67	peak	
8		2469.800	23.29	28.98	52.27	54.00	-1.73	AVG	
9		2500.000	29.35	29.00	58.35	74.00	-15.65	peak	
10		2500.000	23.50	29.00	52.50	54.00	-1.50	AVG	
11		2510.400	31.35	29.02	60.37	74.00	-13.63	peak	
12		2510.400	21.82	29.02	50.84	54.00	-3.16	AVG	

Orthogonal Axis :	X
Test Mode :	TX N-20M MODE 2437MHz- External antenna

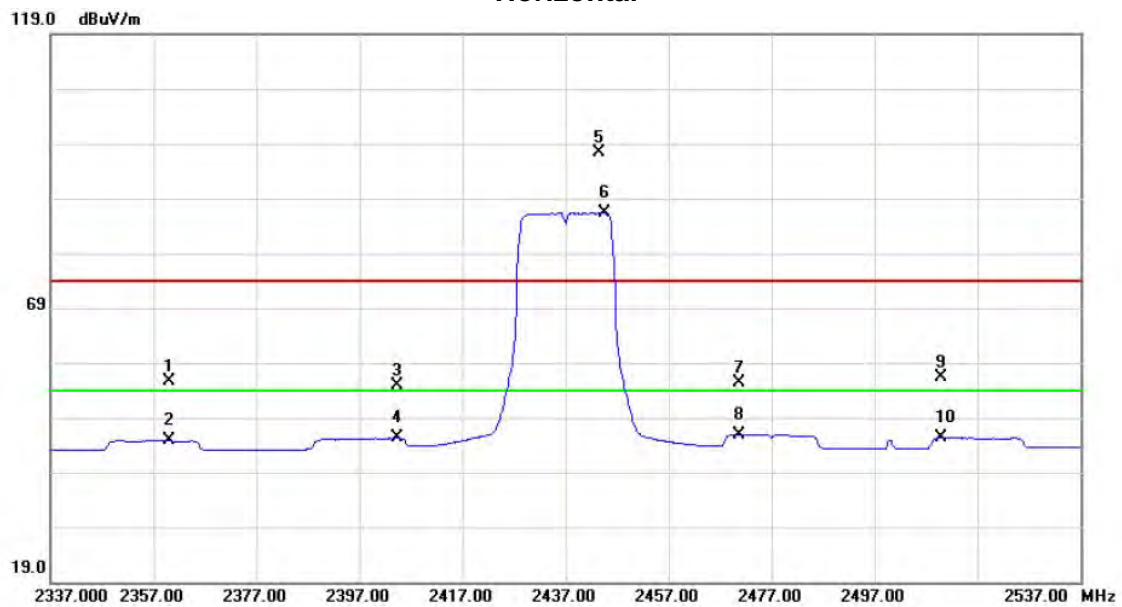
Vertical



No.	Mk.	Freq. MHz	Reading Level dBuV	Correct Factor dB	Measure- ment dBuV/m	Limit dBuV/m	Margin dB	Detector	Comment
1		4874.020	43.85	6.01	49.86	74.00	-24.14	peak	
2	*	4874.040	32.23	6.01	38.24	54.00	-15.76	AVG	

Orthogonal Axis :	X
Test Mode :	TX N-20M MODE 2437MHz- External antenna

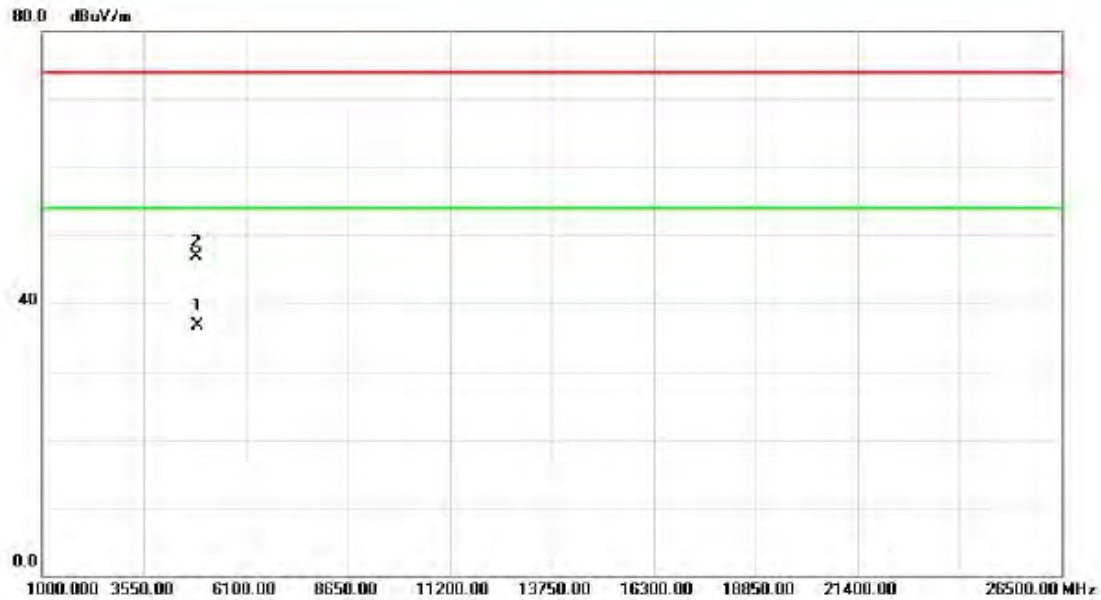
Horizontal



No.	Mk.	Freq. MHz	Reading Level dBuV	Correct Factor dB	Measure- ment dBuV/m	Limit dBuV/m	Margin dB	Detector	Comment
1		2360.000	26.75	28.89	55.64	74.00	-18.36	peak	
2		2360.000	16.03	28.89	44.92	54.00	-9.08	AVG	
3		2404.400	25.84	28.92	54.76	74.00	-19.24	peak	
4		2404.400	16.39	28.92	45.31	54.00	-8.69	AVG	
5	X	2443.600	68.41	28.95	97.36	74.00	23.36	peak	No Limit
6	*	2444.600	57.54	28.96	86.50	54.00	32.50	AVG	No Limit
7		2470.800	26.47	28.98	55.45	74.00	-18.55	peak	
8		2470.800	16.99	28.98	45.97	54.00	-8.03	AVG	
9		2510.000	27.48	29.02	56.50	74.00	-17.50	peak	
10		2510.000	16.38	29.02	45.40	54.00	-8.60	AVG	

Orthogonal Axis :	X
Test Mode :	TX N-20M MODE 2437MHz- External antenna

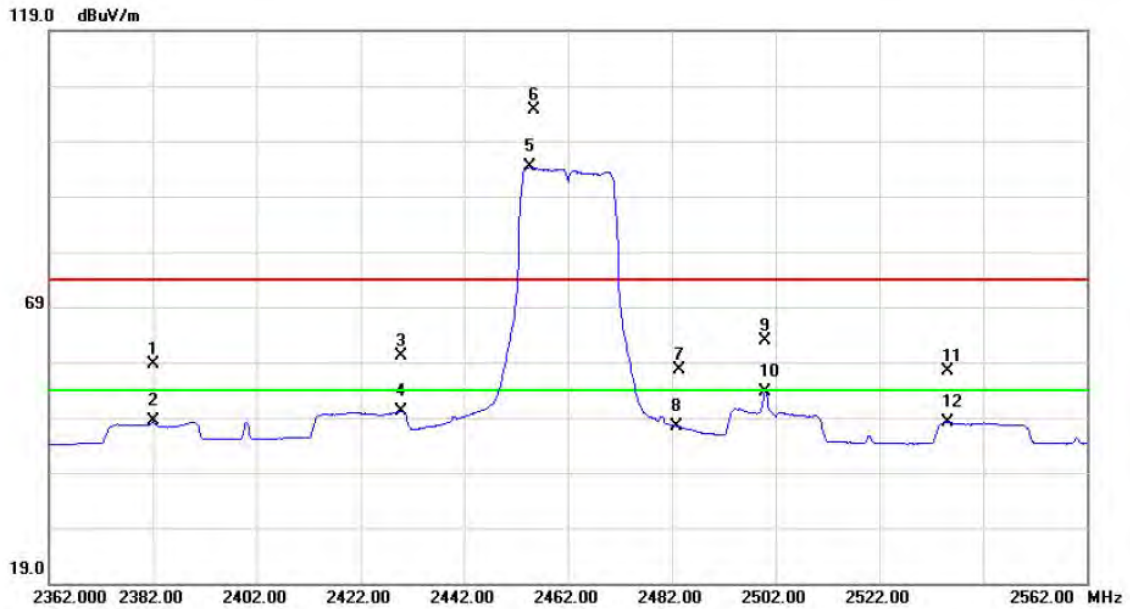
Horizontal



No.	Mk.	Freq. MHz	Reading Level dBuV	Correct Factor dB	Measure- ment dBuV/m	Limit dBuV/m	Margin dB	Detector	Comment
1	*	4873.980	30.63	6.01	36.64	54.00	-17.36	AVG	
2		4874.120	40.94	6.01	46.95	74.00	-27.05	peak	

Orthogonal Axis :	X
Test Mode :	TX N-20M MODE 2462MHz- External antenna

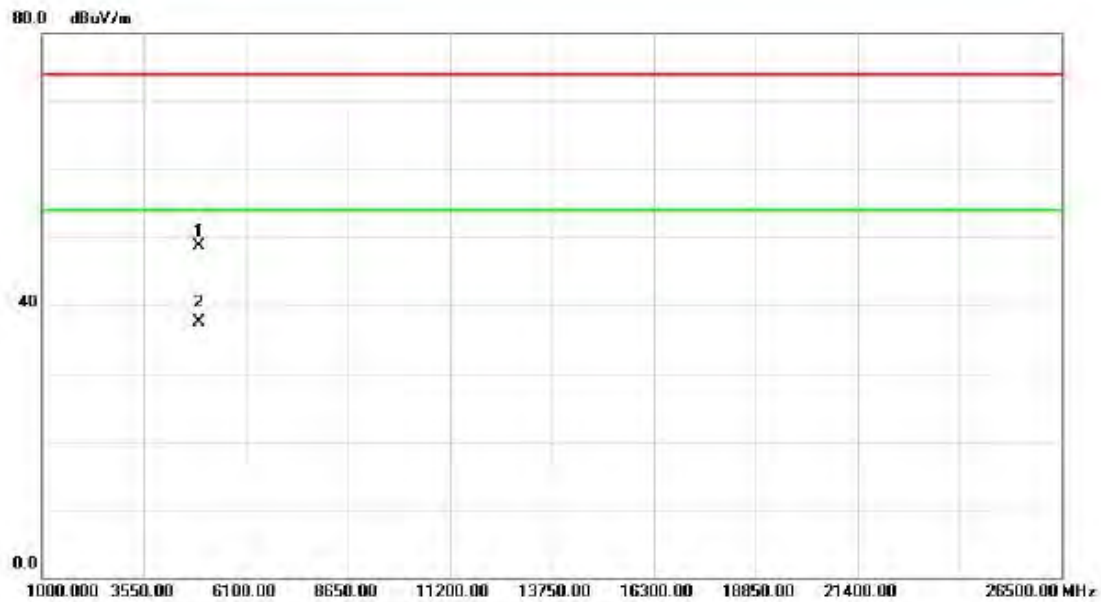
Vertical



No. Mk.	Freq. MHz	Reading Level dBuV	Correct Factor dB	Measurement dBuV/m	Limit dBuV/m	Margin dB	Detector	Comment
1	2382.000	29.62	28.91	58.53	74.00	-15.47	peak	
2	2382.000	19.45	28.91	48.36	54.00	-5.64	AVG	
3	2429.800	31.27	28.94	60.21	74.00	-13.79	peak	
4	2429.800	21.14	28.94	50.08	54.00	-3.92	AVG	
5 *	2454.600	65.37	28.96	94.33	54.00	40.33	AVG	No Limit
6 X	2455.400	75.79	28.96	104.75	74.00	30.75	peak	No Limit
7	2483.500	28.73	28.99	57.72	74.00	-16.28	peak	
8	2483.500	18.31	28.99	47.30	54.00	-6.70	AVG	
9	2500.000	33.99	29.00	62.99	74.00	-11.01	peak	
10	2500.000	24.60	29.00	53.60	54.00	-0.40	AVG	
11	2535.200	28.25	29.06	57.31	74.00	-16.69	peak	
12	2535.200	19.11	29.06	48.17	54.00	-5.83	AVG	

Orthogonal Axis :	X
Test Mode :	TX N-20M MODE 2462MHz- External antenna

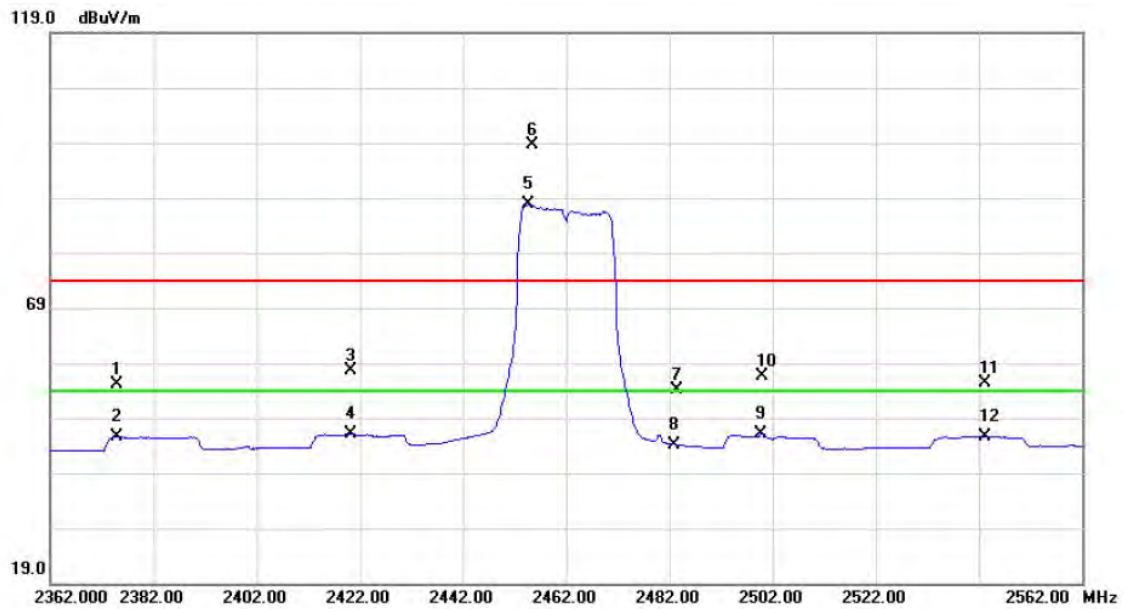
Vertical



No.	Mk.	Freq. MHz	Reading Level dBuV	Correct Factor dB	Measure- ment dBuV/m	Limit dBuV/m	Margin dB	Detector	Comment
1		4924.000	42.58	6.14	48.72	74.00	-25.28	peak	
2	*	4924.000	31.41	6.14	37.55	54.00	-16.45	AVG	

Orthogonal Axis :	X
Test Mode :	TX N-20M MODE 2462MHz- External antenna

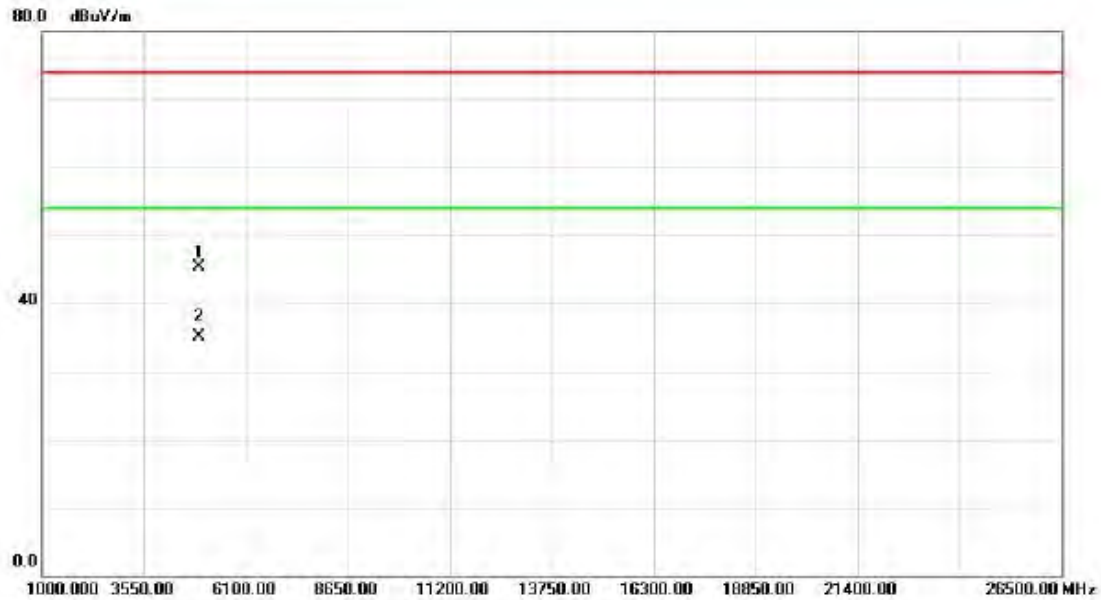
Horizontal



No.	Mk.	Freq. MHz	Reading Level dBuV	Correct Factor dB	Measure- ment dBuV/m	Limit dBuV/m	Margin dB	Detector	Comment
1		2375.000	26.33	28.90	55.23	74.00	-18.77	peak	
2		2375.000	16.74	28.90	45.64	54.00	-8.36	AVG	
3		2420.200	28.73	28.94	57.67	74.00	-16.33	peak	
4		2420.200	17.13	28.94	46.07	54.00	-7.93	AVG	
5	*	2454.600	58.82	28.96	87.78	54.00	33.78	AVG	No Limit
6	X	2455.400	69.57	28.96	98.53	74.00	24.53	peak	No Limit
7		2483.500	25.26	28.99	54.25	74.00	-19.75	peak	
8		2483.500	15.17	28.99	44.16	54.00	-9.84	AVG	
9		2499.800	17.24	29.00	46.24	54.00	-7.76	AVG	
10		2500.000	27.55	29.00	56.55	74.00	-17.45	peak	
11		2543.200	26.22	29.07	55.29	74.00	-18.71	peak	
12		2543.200	16.65	29.07	45.72	54.00	-8.28	AVG	

Orthogonal Axis :	X
Test Mode :	TX N-20M MODE 2462MHz- External antenna

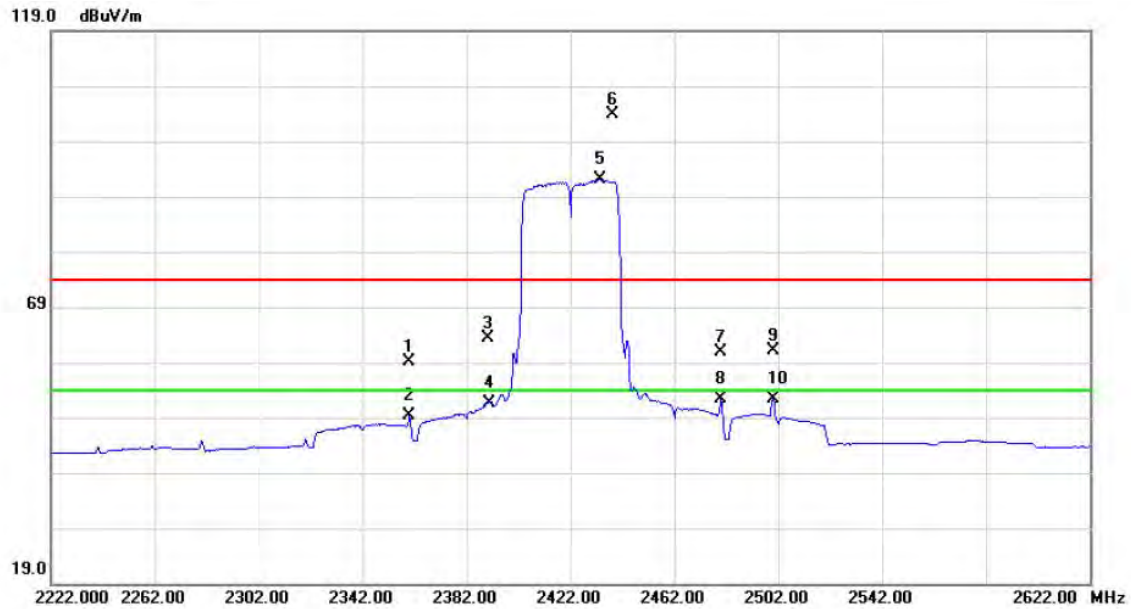
Horizontal



No.	Mk.	Freq. MHz	Reading Level dBuV	Correct Factor dB	Measure- ment dBuV/m	Limit dBuV/m	Margin dB	Detector	Comment
1		4924.000	39.12	6.14	45.26	74.00	-28.74	peak	
2	*	4924.000	29.04	6.14	35.18	54.00	-18.82	AVG	

Orthogonal Axis :	X
Test Mode :	TX N-40M MODE 2422MHz- External antenna

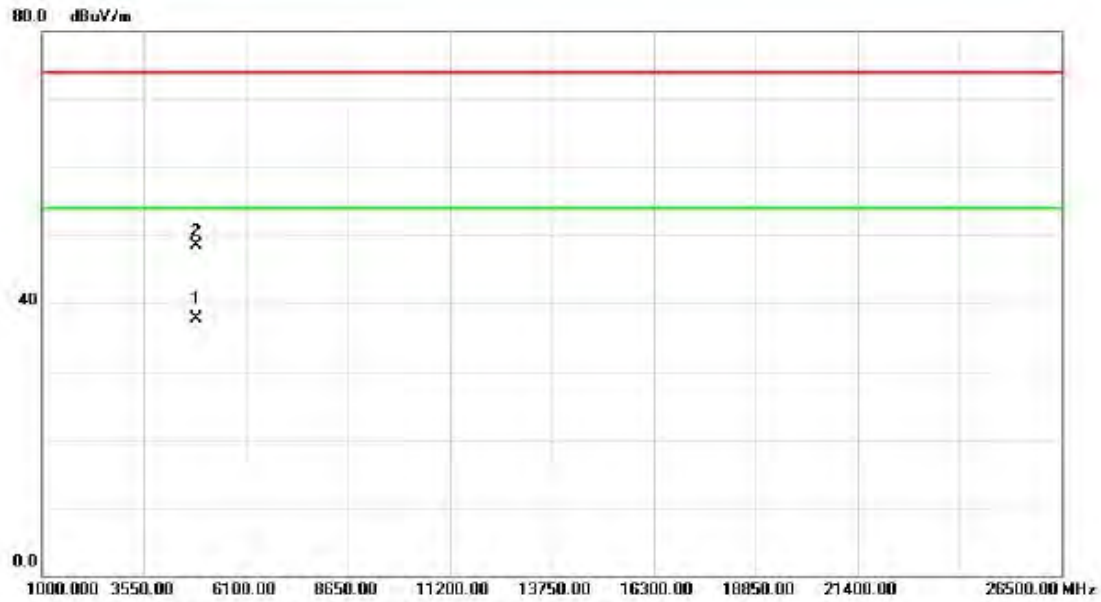
Vertical



No.	Mk.	Freq. MHz	Reading Level dBuV	Correct Factor dB	Measure- ment dBuV/m	Limit dBuV/m	Margin dB	Detector	Comment
1		2360.000	30.25	28.89	59.14	74.00	-14.86	peak	
2		2360.000	20.45	28.89	49.34	54.00	-4.66	AVG	
3		2390.000	34.46	28.91	63.37	74.00	-10.63	peak	
4		2390.000	22.77	28.91	51.68	54.00	-2.32	AVG	
5	*	2433.200	63.10	28.95	92.05	54.00	38.05	AVG	No Limit
6	X	2438.000	74.90	28.95	103.85	74.00	29.85	peak	No Limit
7		2480.000	31.84	28.98	60.82	74.00	-13.18	peak	
8		2480.000	23.42	28.98	52.40	54.00	-1.60	AVG	
9		2500.000	32.12	29.00	61.12	74.00	-12.88	peak	
10		2500.000	23.36	29.00	52.36	54.00	-1.64	AVG	

Orthogonal Axis :	X
Test Mode :	TX N-40M MODE 2422MHz- External antenna

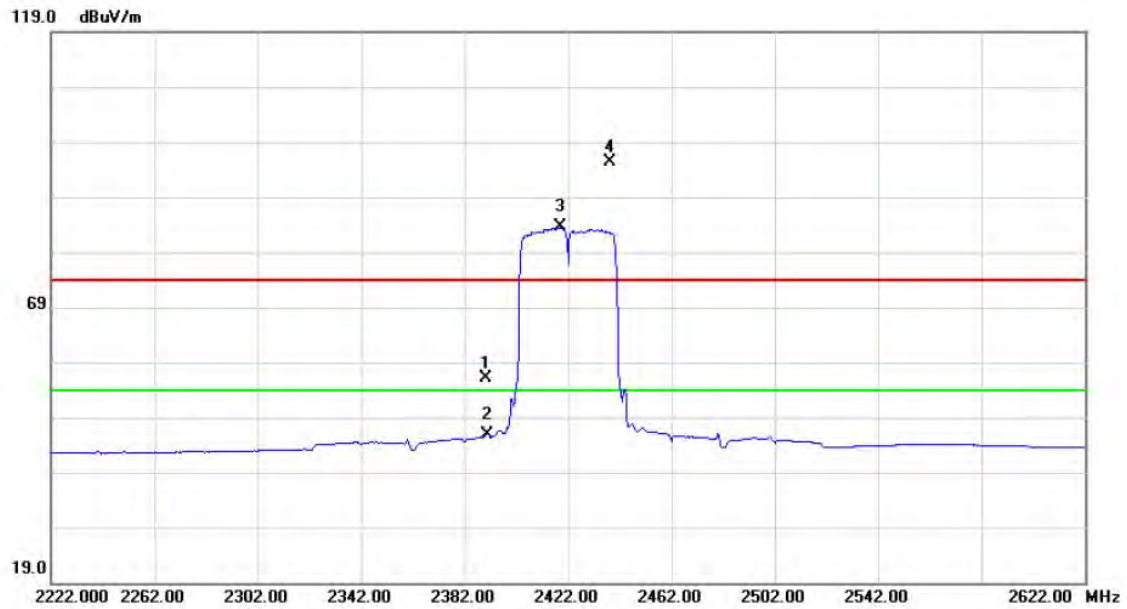
Vertical



No.	Mk.	Freq. MHz	Reading Level dBuV	Correct Factor dB	Measure- ment dBuV/m	Limit dBuV/m	Margin dB	Detector	Comment
1	*	4844.070	31.76	5.93	37.69	54.00	-16.31	AVG	
2		4844.100	42.55	5.93	48.48	74.00	-25.52	peak	

Orthogonal Axis :	X
Test Mode :	TX N-40M MODE 2422MHz- External antenna

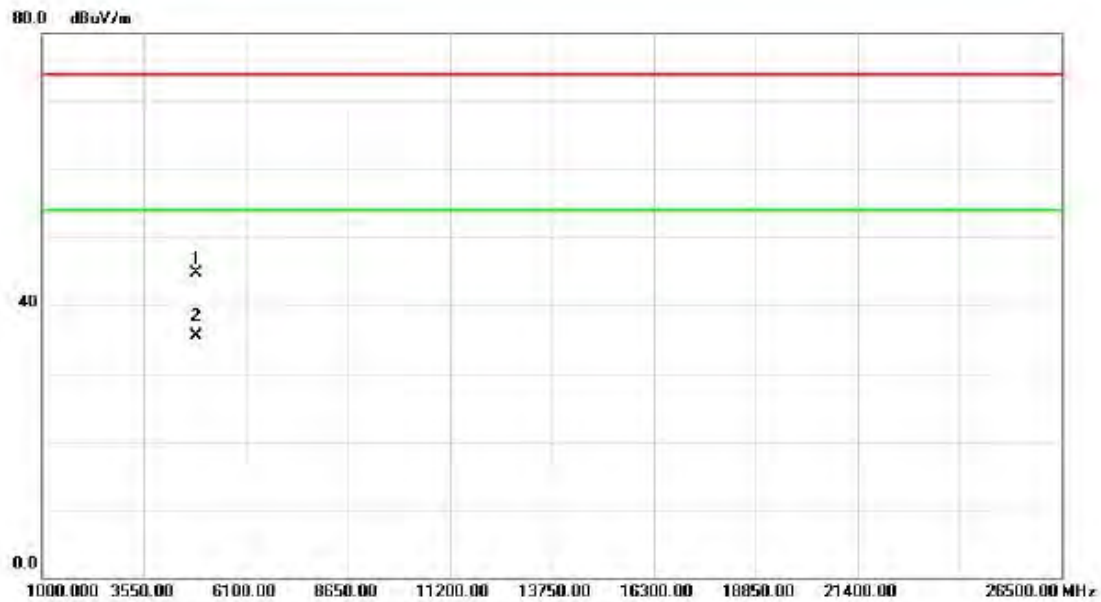
Horizontal



No.	Mk.	Freq. MHz	Reading Level dBuV	Correct Factor dB	Measure- ment dBuV/m	Limit dBuV/m	Margin dB	Detector	Comment
1		2390.000	27.16	28.91	56.07	74.00	-17.93	peak	
2		2390.000	16.93	28.91	45.84	54.00	-8.16	AVG	
3	*	2419.200	54.65	28.94	83.59	54.00	29.59	AVG	No Limit
4	X	2438.000	66.41	28.95	95.36	74.00	21.36	peak	No Limit

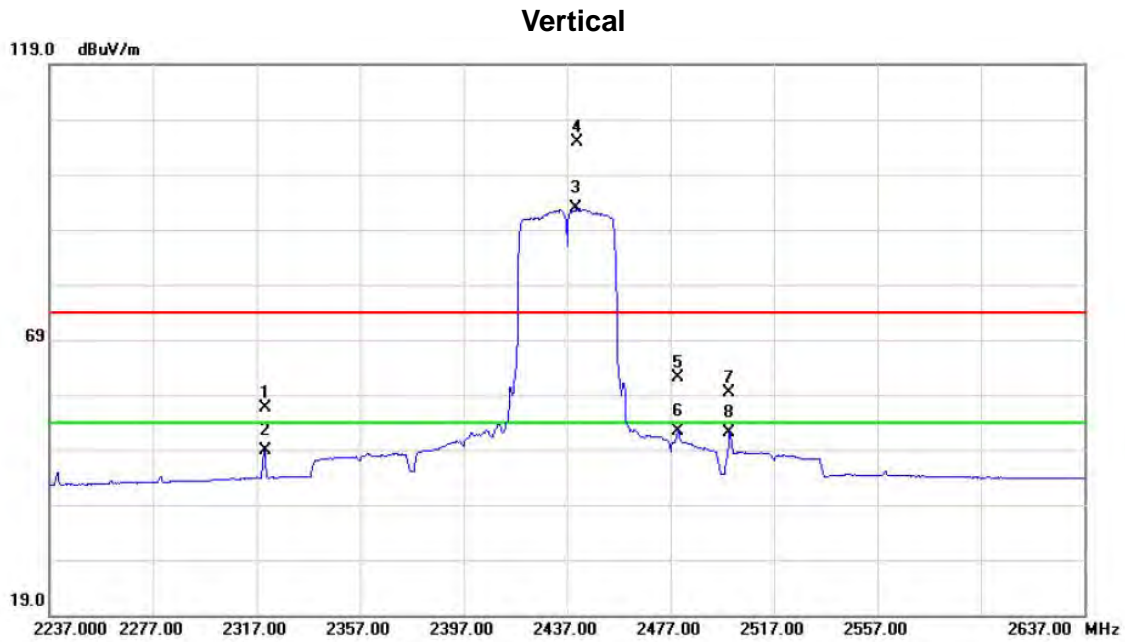
Orthogonal Axis :	X
Test Mode :	TX N-40M MODE 2422MHz- External antenna

Horizontal



No.	Mk.	Freq. MHz	Reading Level dBuV	Correct Factor dB	Measure- ment dBuV/m	Limit dBuV/m	Margin dB	Detector	Comment
1		4843.950	38.80	5.93	44.73	74.00	-29.27	peak	
2	*	4843.990	29.65	5.93	35.58	54.00	-18.42	AVG	

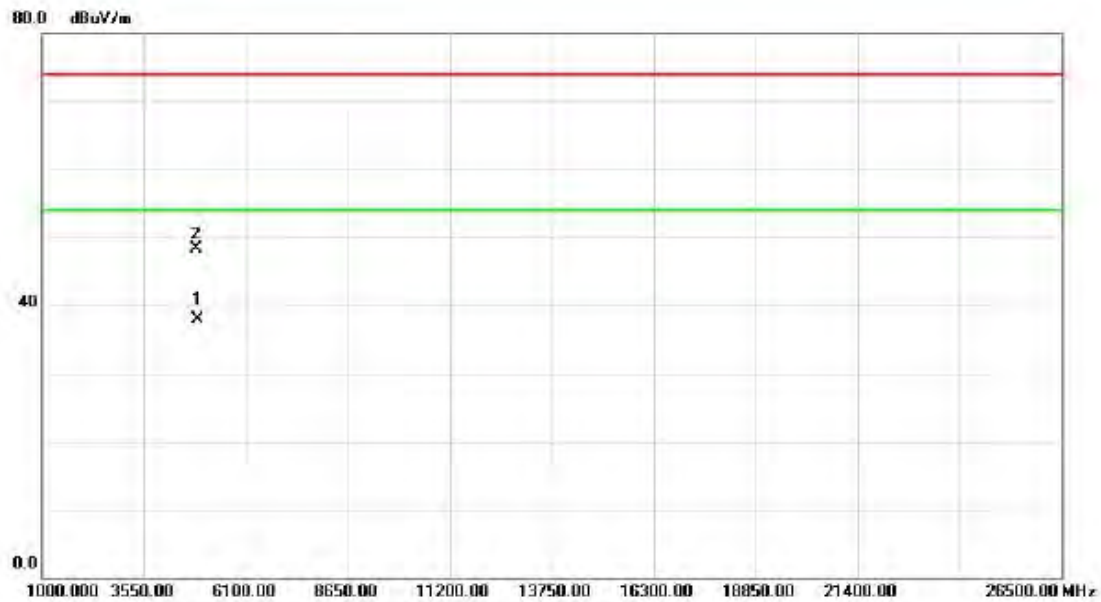
Orthogonal Axis :	X
Test Mode :	TX N-40M MODE 2437MHz- External antenna



No.	Mk.	Freq. MHz	Reading Level dBuV	Correct Factor dB	Measure- ment dBuV/m	Limit dBuV/m	Margin dB	Detector	Comment
1		2320.200	27.86	28.86	56.72	74.00	-17.28	peak	
2		2320.200	19.93	28.86	48.79	54.00	-5.21	AVG	
3	*	2440.600	63.87	28.95	92.82	54.00	38.82	AVG	No Limit
4	X	2441.000	75.94	28.95	104.89	74.00	30.89	peak	No Limit
5		2479.800	33.19	28.98	62.17	74.00	-11.83	peak	
6		2479.800	23.41	28.98	52.39	54.00	-1.61	AVG	
7		2499.800	30.38	29.00	59.38	74.00	-14.62	peak	
8		2499.800	23.03	29.00	52.03	54.00	-1.97	AVG	

Orthogonal Axis :	X
Test Mode :	TX N-40M MODE 2437MHz- External antenna

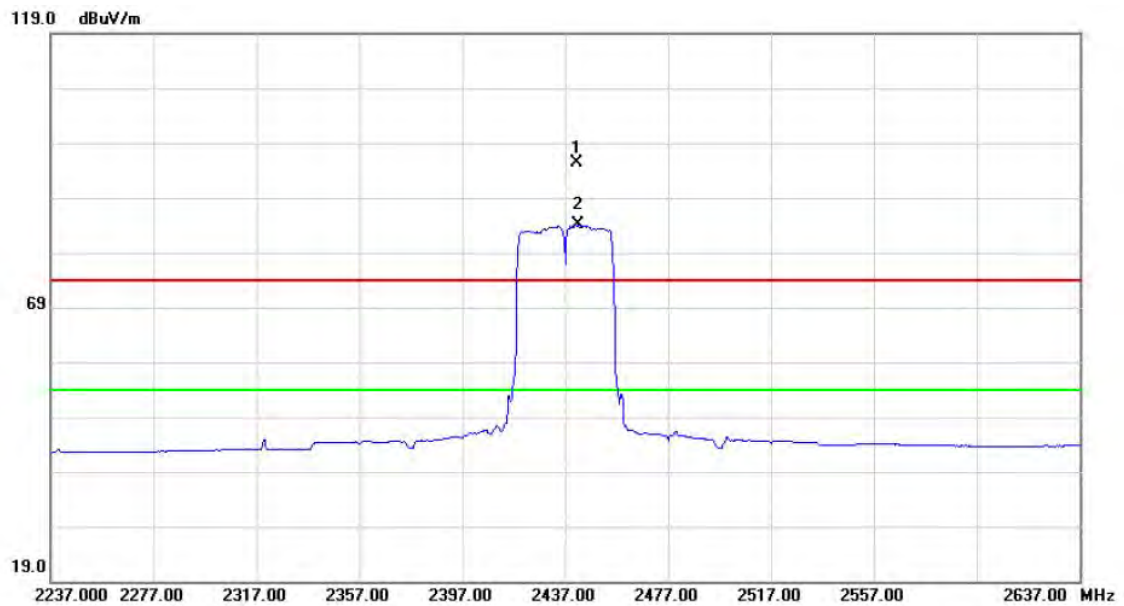
Vertical



No.	Mk.	Freq. MHz	Reading Level dBuV	Correct Factor dB	Measure- ment dBuV/m	Limit dBuV/m	Margin dB	Detector	Comment
1	*	4873.980	31.85	6.01	37.86	54.00	-16.14	AVG	
2		4873.990	42.21	6.01	48.22	74.00	-25.78	peak	

Orthogonal Axis :	X
Test Mode :	TX N-40M MODE 2437MHz- External antenna

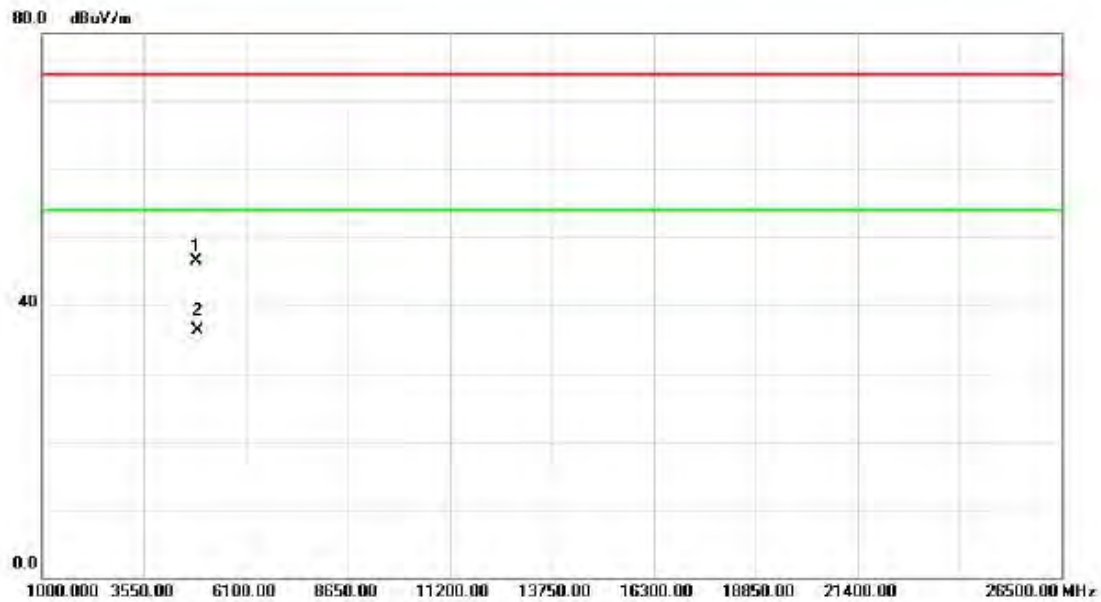
Horizontal



No.	Mk.	Freq. MHz	Reading Level dBuV	Correct Factor dB	Measure- ment dBuV/m	Limit dBuV/m	Margin dB	Detector	Comment
1	X	2441.400	66.51	28.95	95.46	74.00	21.46	peak	No Limit
2	*	2441.800	55.07	28.95	84.02	54.00	30.02	AVG	No Limit

Orthogonal Axis :	X
Test Mode :	TX N-40M MODE 2437MHz- External antenna

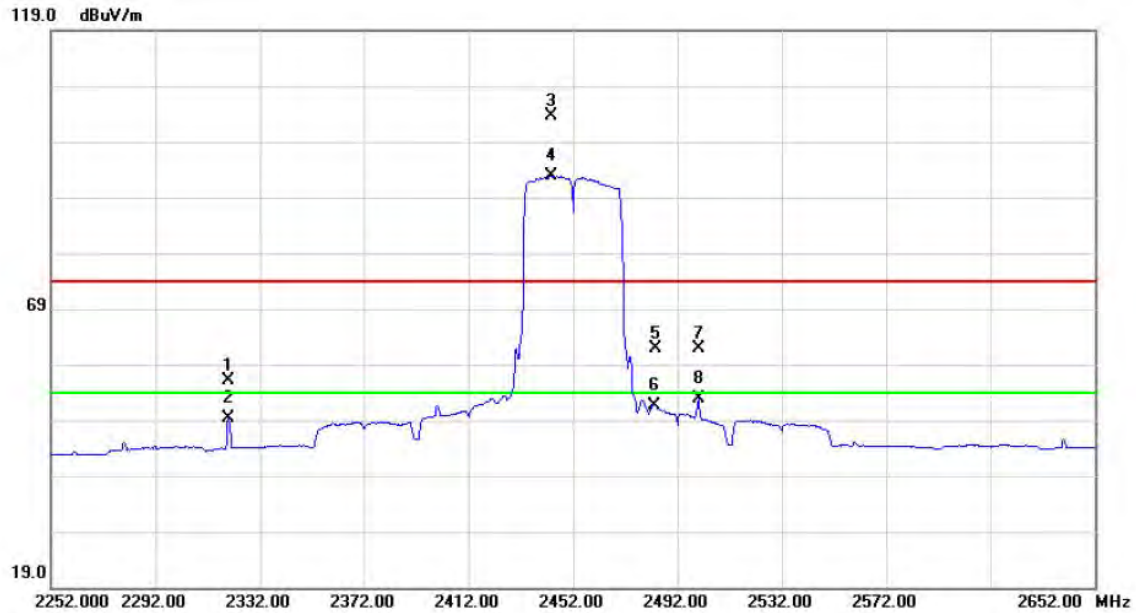
Horizontal



No.	Mk.	Freq. MHz	Reading Level dBuV	Correct Factor dB	Measure- ment dBuV/m	Limit dBuV/m	Margin dB	Detector	Comment
1		4874.000	40.59	6.01	46.60	74.00	-27.40	peak	
2	*	4874.000	30.21	6.01	36.22	54.00	-17.78	AVG	

Orthogonal Axis :	X
Test Mode :	TX N-40M MODE 2452MHz- External antenna

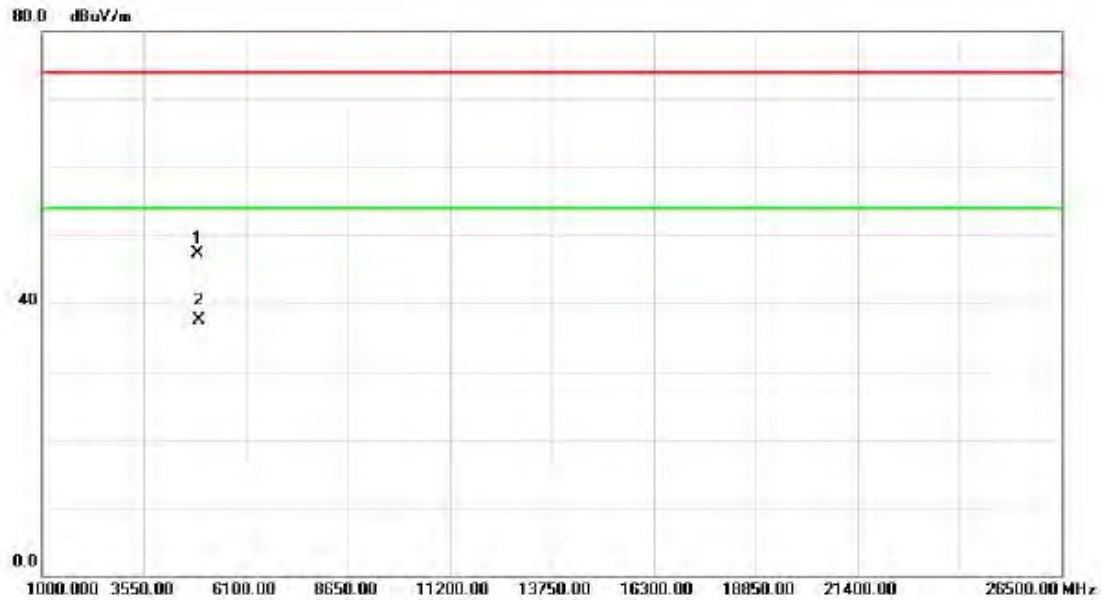
Vertical



No.	Mk.	Freq. MHz	Reading Level dBuV	Correct Factor dB	Measure- ment dBuV/m	Limit dBuV/m	Margin dB	Detector	Comment
1		2320.000	27.34	28.86	56.20	74.00	-17.80	peak	
2		2320.000	20.51	28.86	49.37	54.00	-4.63	AVG	
3	X	2443.600	74.73	28.95	103.68	74.00	29.68	peak	No Limit
4	*	2443.600	63.93	28.95	92.88	54.00	38.88	AVG	No Limit
5		2483.500	32.91	28.99	61.90	74.00	-12.10	peak	
6		2483.500	22.73	28.99	51.72	54.00	-2.28	AVG	
7		2500.000	32.84	29.00	61.84	74.00	-12.16	peak	
8		2500.000	23.76	29.00	52.76	54.00	-1.24	AVG	

Orthogonal Axis :	X
Test Mode :	TX N-40M MODE 2452MHz- External antenna

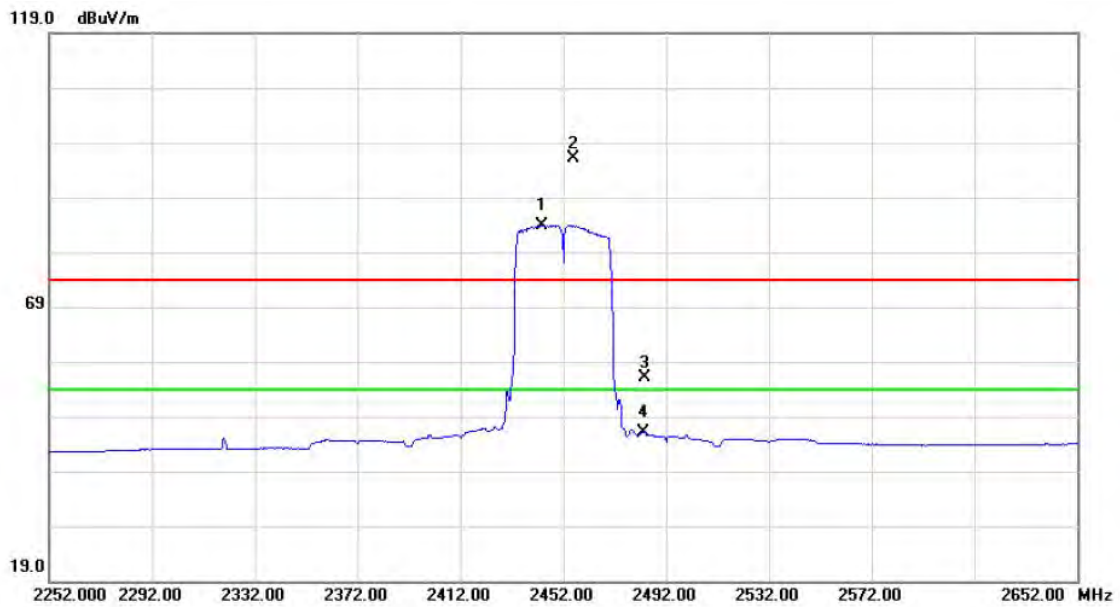
Vertical



No.	Mk.	Freq. MHz	Reading Level dBuV	Correct Factor dB	Measure- ment dBuV/m	Limit dBuV/m	Margin dB	Detector	Comment
1		4904.000	41.25	6.09	47.34	74.00	-26.66	peak	
2	*	4904.000	31.50	6.09	37.59	54.00	-16.41	AVG	

Orthogonal Axis :	X
Test Mode :	TX N-40M MODE 2452MHz- External antenna

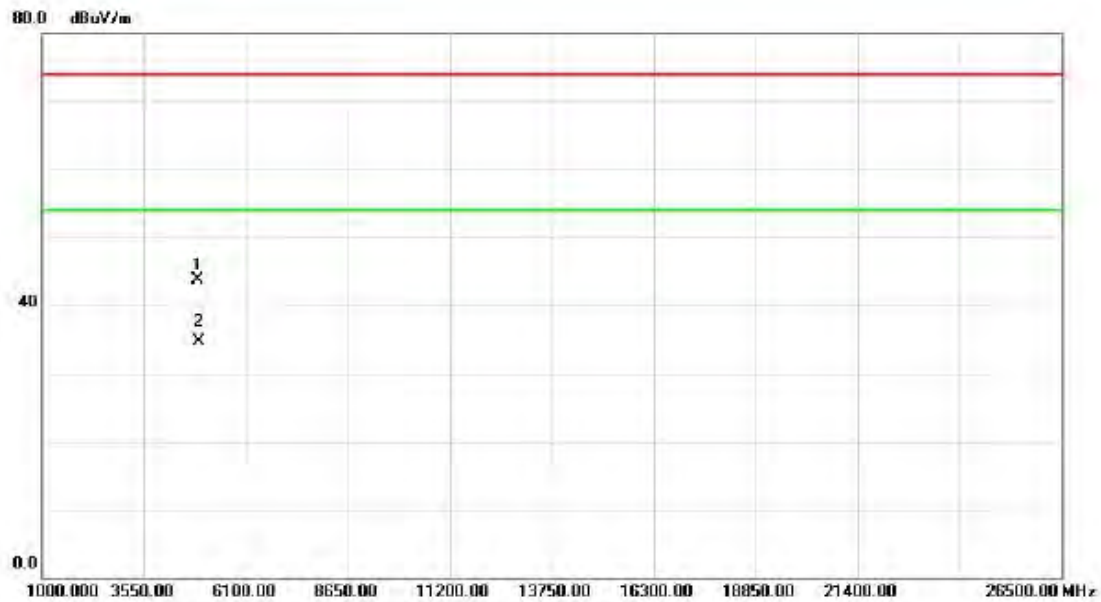
Horizontal



No.	Mk.	Freq. MHz	Reading Level dBuV	Correct Factor dB	Measure- ment dBuV/m	Limit dBuV/m	Margin dB	Detector	Comment
1	*	2443.600	54.97	28.95	83.92	54.00	29.92	AVG	No Limit
2	X	2456.000	67.12	28.96	96.08	74.00	22.08	peak	No Limit
3		2483.500	27.14	28.99	56.13	74.00	-17.87	peak	
4		2483.500	17.17	28.99	46.16	54.00	-7.84	AVG	

Orthogonal Axis :	X
Test Mode :	TX N-40M MODE 2452MHz- External antenna

Horizontal



No.	Mk.	Freq. MHz	Reading Level dBuV	Correct Factor dB	Measure- ment dBuV/m	Limit dBuV/m	Margin dB	Detector	Comment
1		4903.950	37.63	6.09	43.72	74.00	-30.28	peak	
2	*	4903.970	28.52	6.09	34.61	54.00	-19.39	AVG	

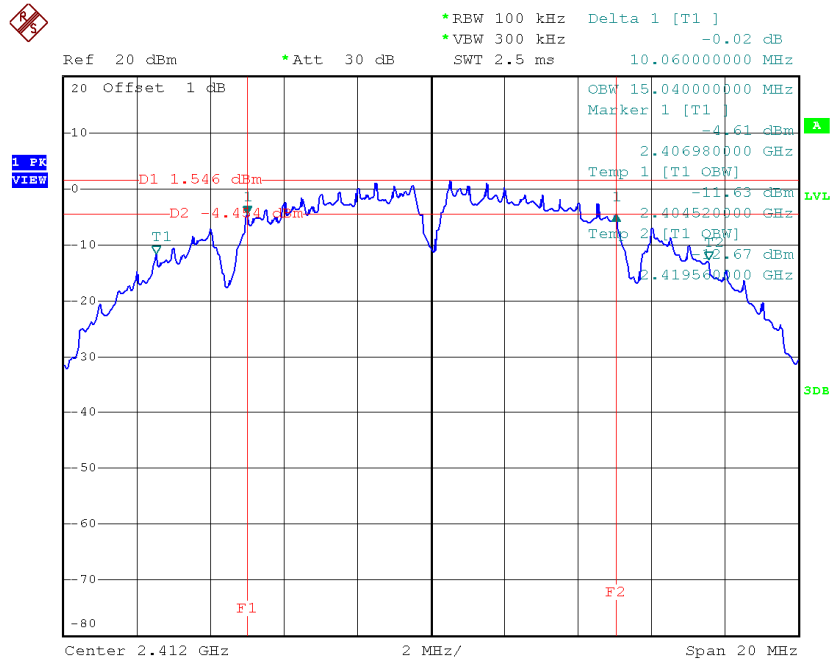
ATTACHMENT E - BANDWIDTH

Internal antenna

Test Mode : TX B Mode_CH01/06/11

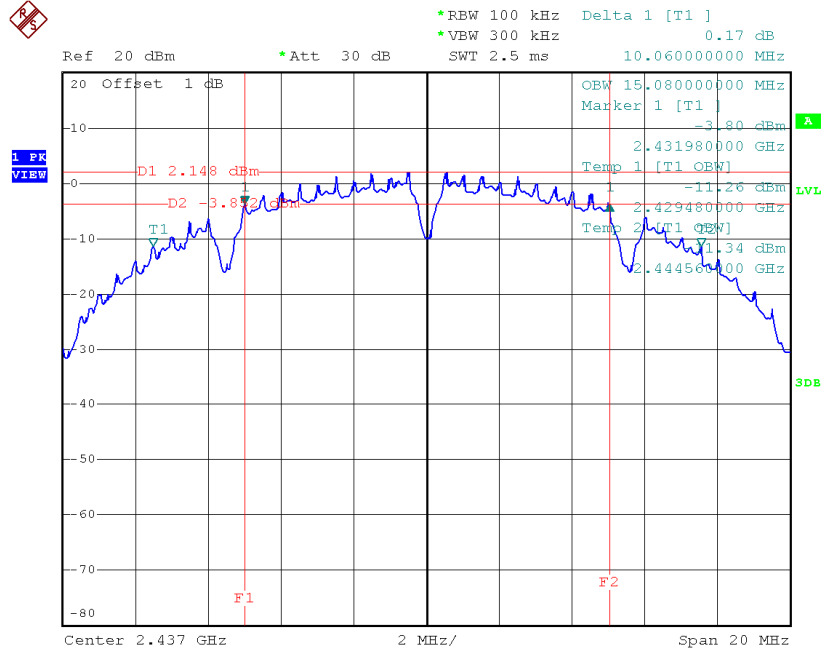
Frequency (MHz)	6dB Bandwidth (MHz)	99% Occupied BW (MHz)	Min. Limit (kHz)	Test Result
2412	10.06	15.04	500	Complies
2437	10.06	15.08	500	Complies
2462	10.07	15.08	500	Complies

TX CH01



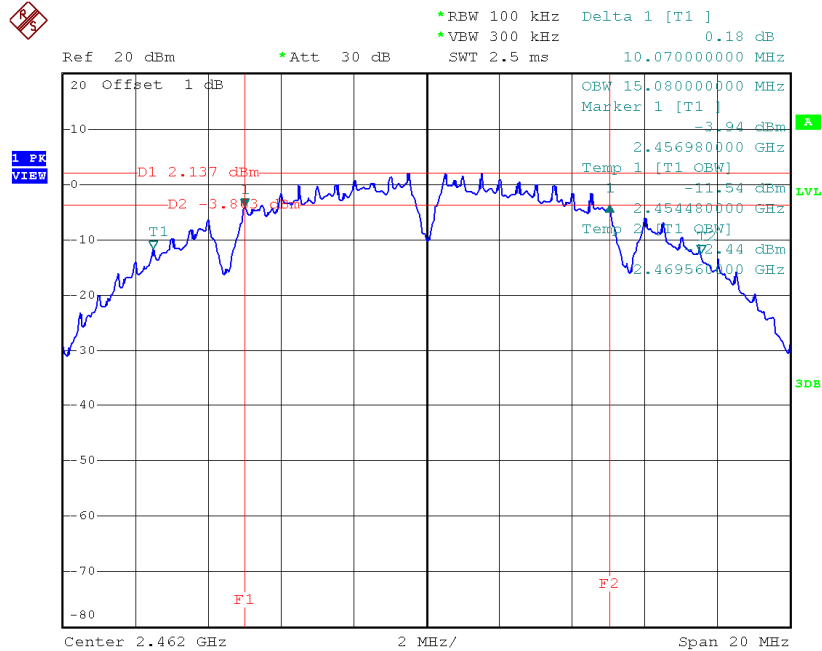
Date: 8.JUN.2015 15:44:33

TX CH06



Date: 8.JUN.2015 15:47:44

TX CH11

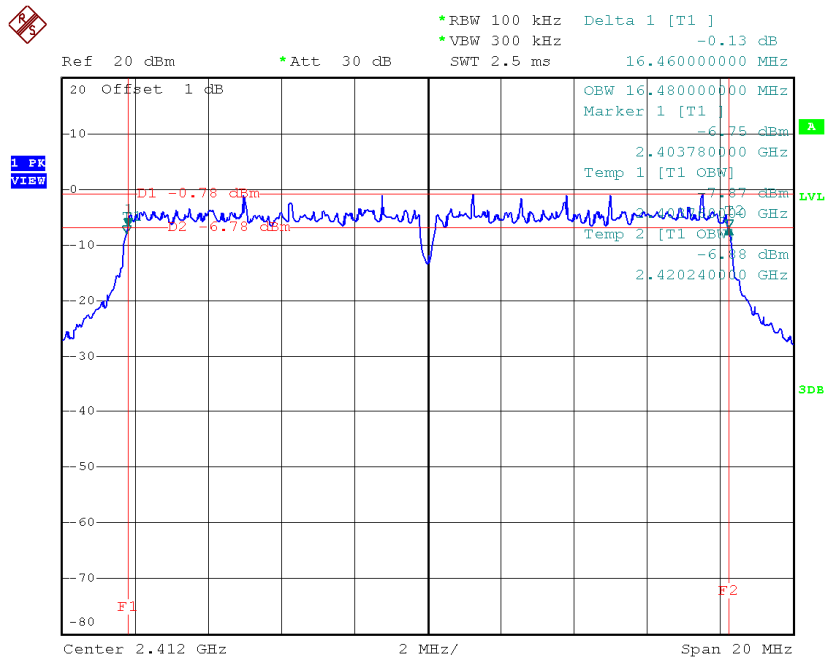


Date: 8.JUN.2015 15:49:09

Test Mode: TX G Mode_CH01/06/11

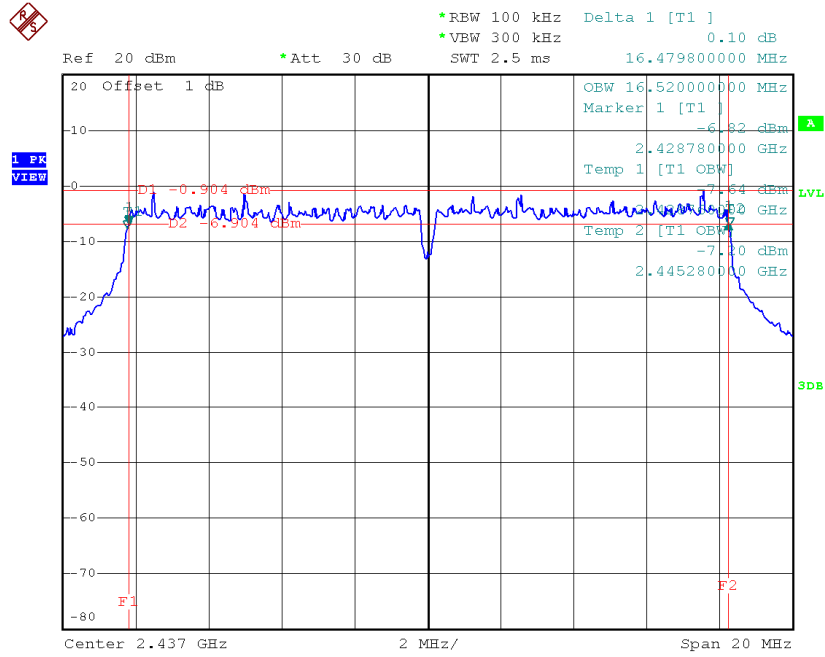
Frequency (MHz)	6dB Bandwidth (MHz)	99% Occupied BW (MHz)	Min. Limit (kHz)	Test Result
2412	16.46	16.48	500	Complies
2437	16.48	16.52	500	Complies
2462	16.43	16.52	500	Complies

TX CH01



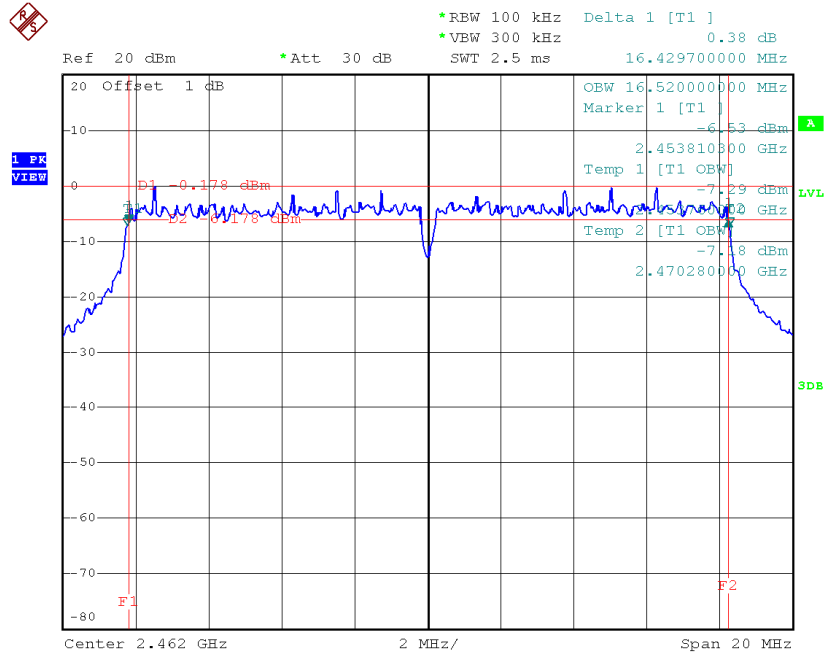
Date: 8.JUN.2015 15:52:25

TX CH06



Date: 8.JUN.2015 15:53:43

TX CH11

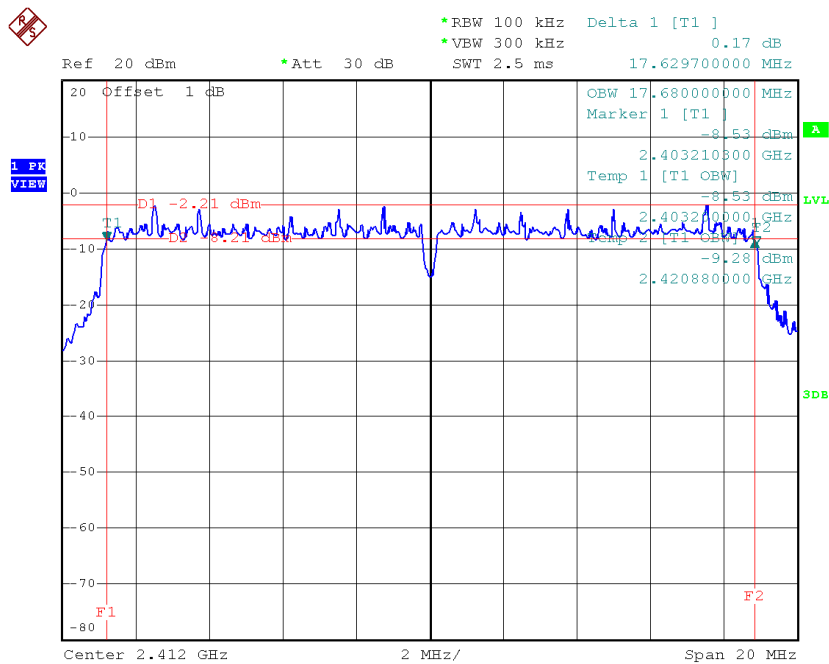


Date: 8.JUN.2015 15:54:50

Test Mode : TX N-20MHz Mode_CH01/06/11

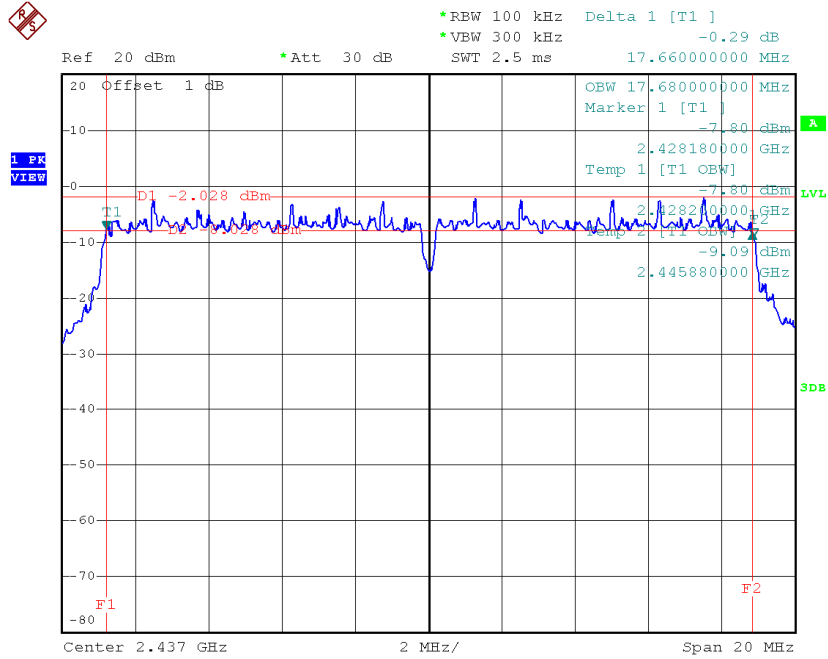
Frequency (MHz)	6dB Bandwidth (MHz)	99% Occupied BW (MHz)	Min. Limit (kHz)	Test Result
2412	17.63	17.68	500	Complies
2437	17.66	17.68	500	Complies
2462	17.66	17.68	500	Complies

TX CH01



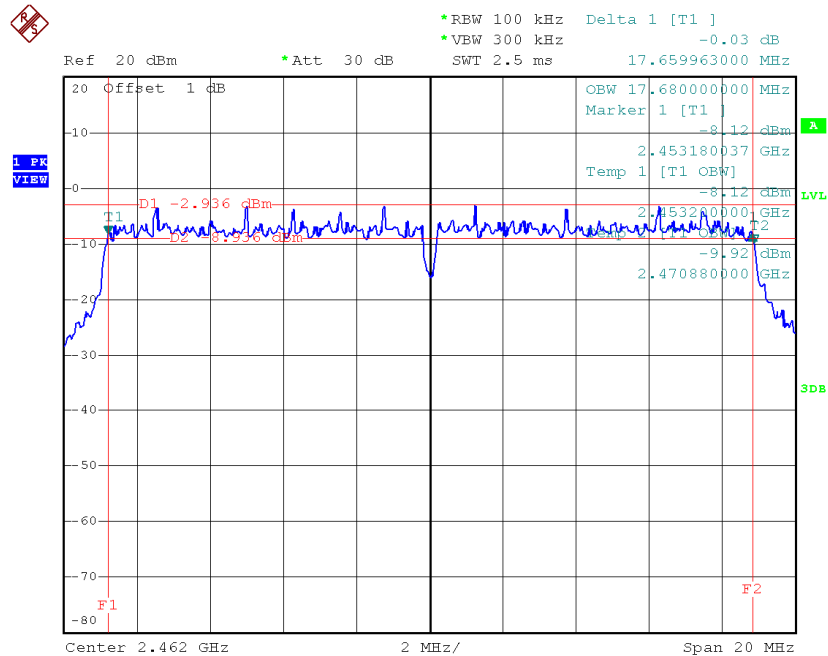
Date: 8.JUN.2015 15:56:50

TX CH06



Date: 8.JUN.2015 15:58:19

TX CH11

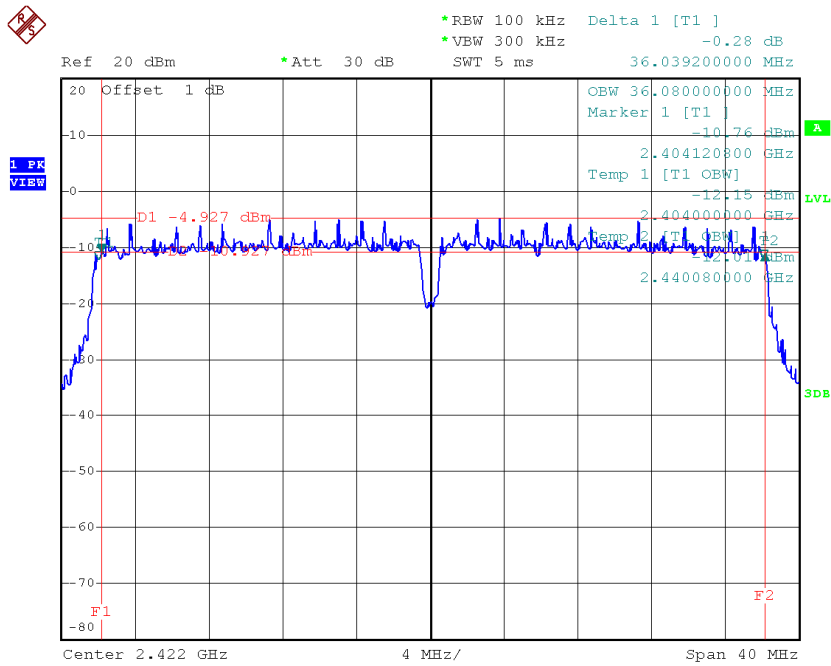


Date: 8.JUN.2015 15:59:40

Test Mode : TX N-40MHz Mode_CH03/06/09

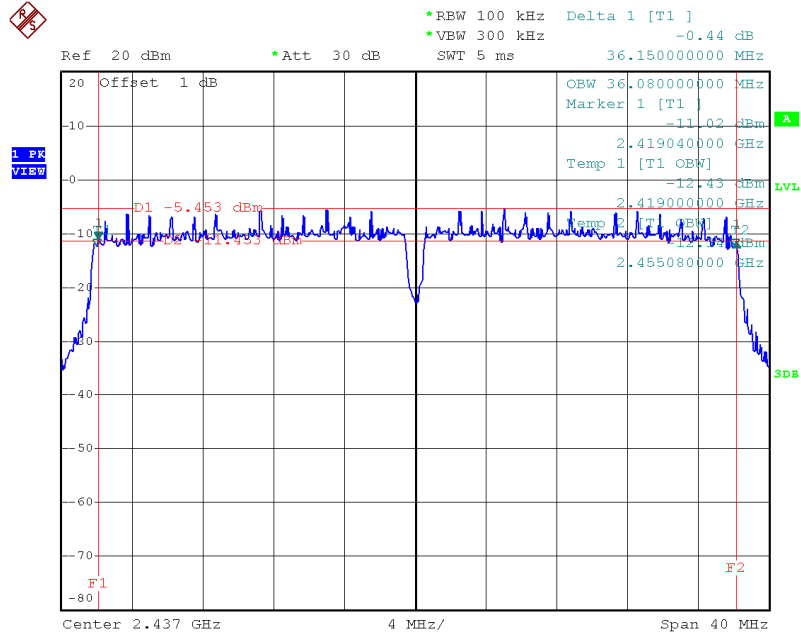
Frequency (MHz)	6dB Bandwidth (MHz)	99% Occupied BW (MHz)	Min. Limit (kHz)	Test Result
2422	36.04	36.08	500	Complies
2437	36.15	36.08	500	Complies
2452	36.20	36.08	500	Complies

TX CH03



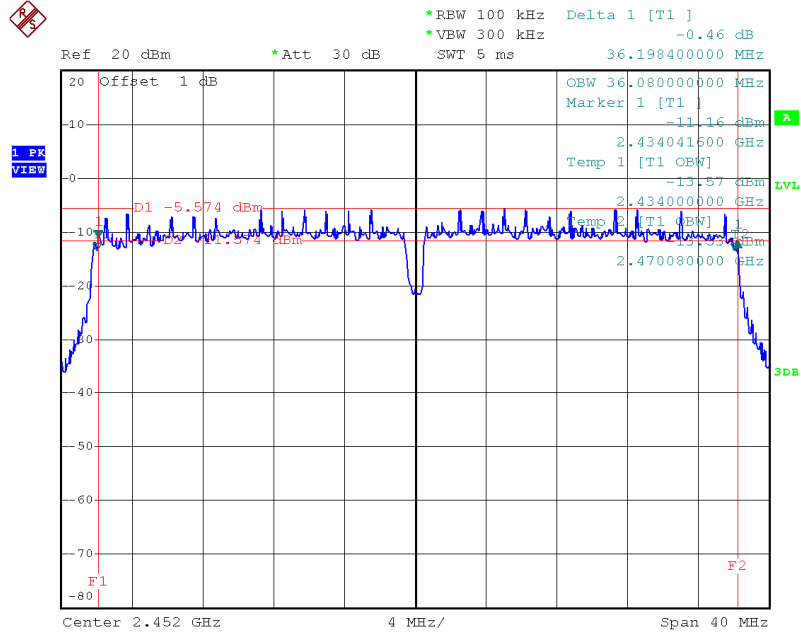
Date: 8.JUN.2015 16:07:04

TX CH06



Date: 8.JUN.2015 16:08:29

TX CH09



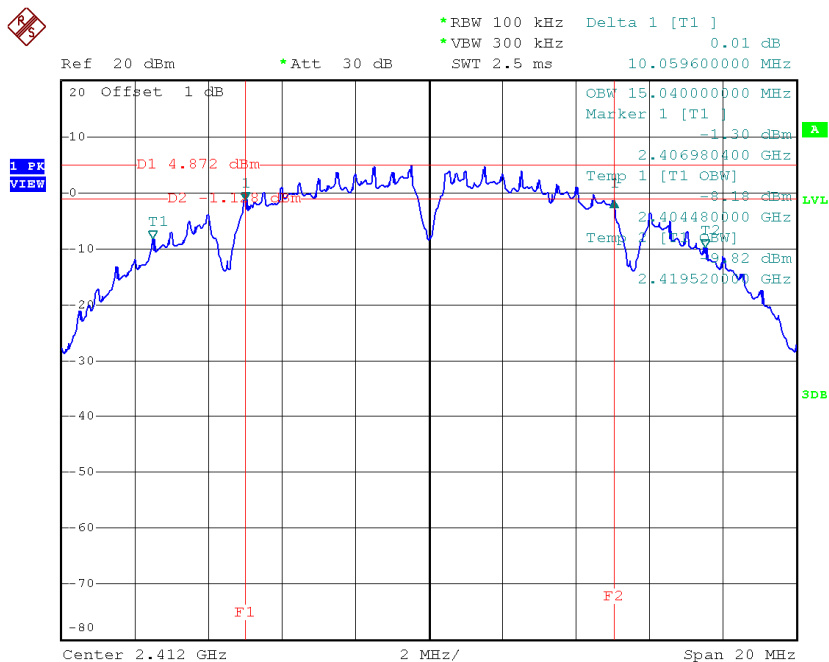
Date: 8.JUN.2015 16:09:45

External antenna

Test Mode : TX B Mode_CH01/06/11

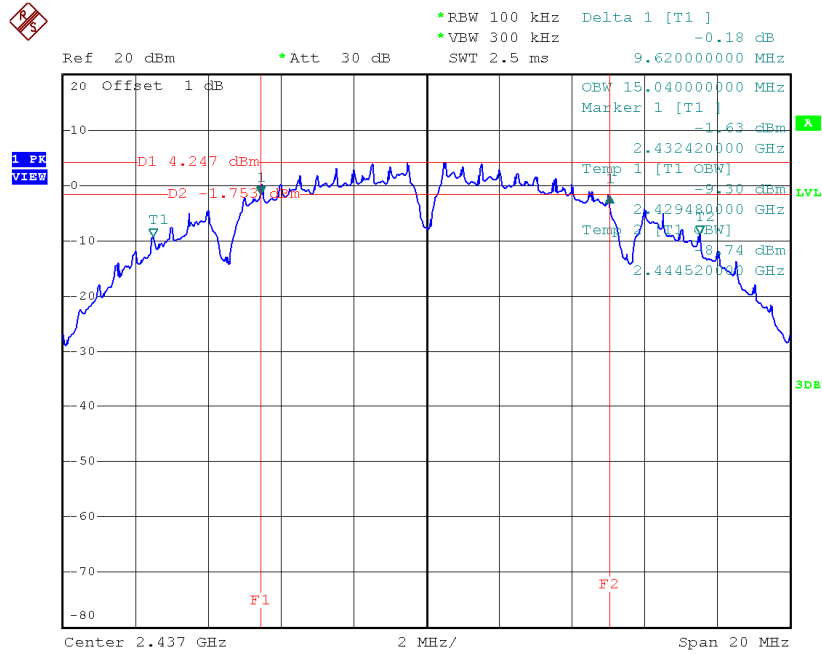
Frequency (MHz)	6dB Bandwidth (MHz)	99% Occupied BW (MHz)	Min. Limit (kHz)	Test Result
2412	10.06	15.04	500	Complies
2437	9.62	15.04	500	Complies
2462	10.04	15.04	500	Complies

TX CH01



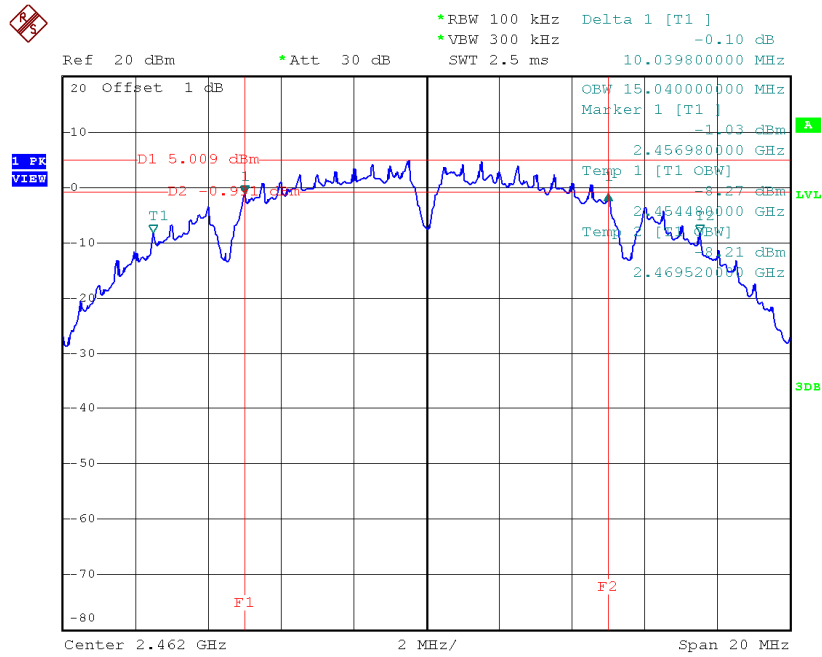
Date: 8.JUN.2015 20:32:34

TX CH06



Date: 8.JUN.2015 20:35:21

TX CH11

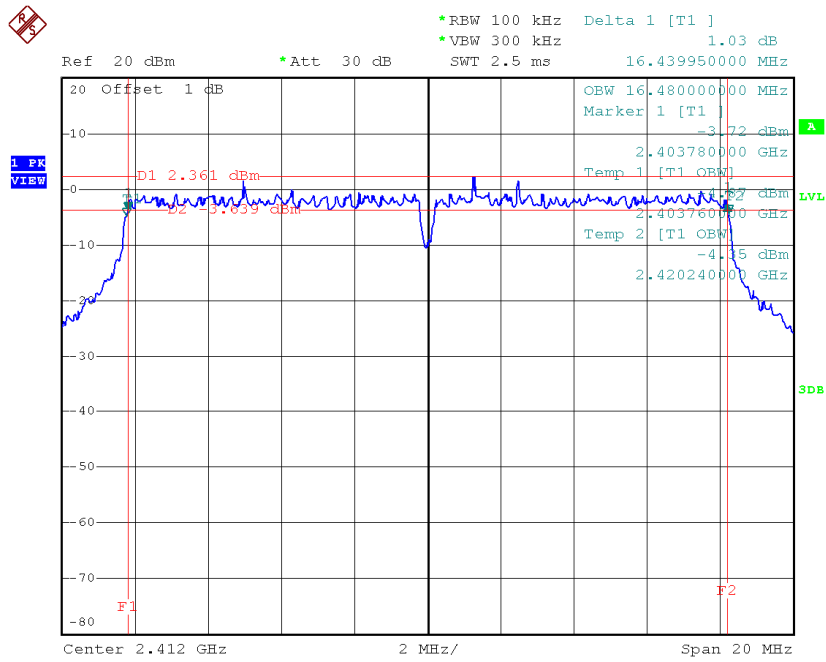


Date: 8.JUN.2015 20:37:45

Test Mode: TX G Mode_CH01/06/11

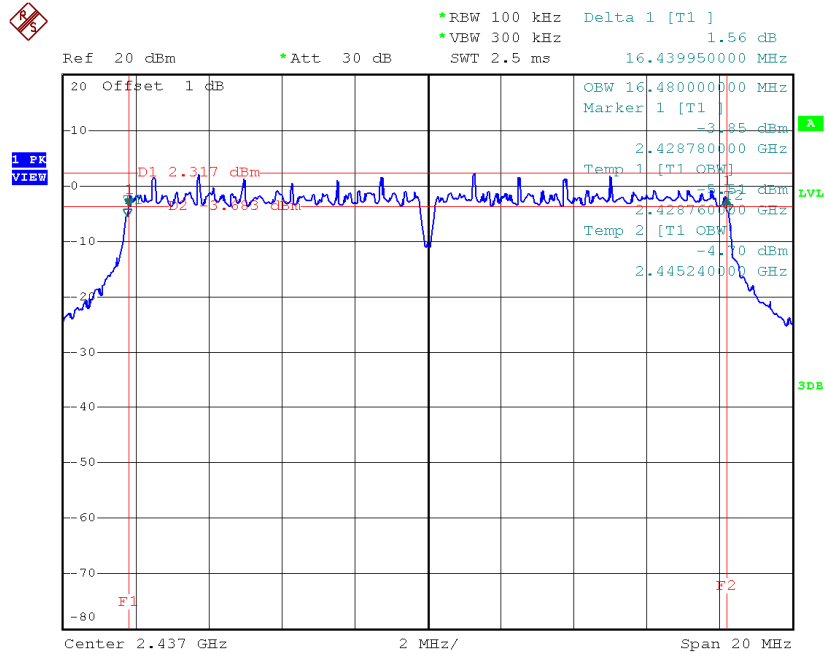
Frequency (MHz)	6dB Bandwidth (MHz)	99% Occupied BW (MHz)	Min. Limit (kHz)	Test Result
2412	16.44	16.48	500	Complies
2437	16.44	16.48	500	Complies
2462	16.49	16.52	500	Complies

TX CH01



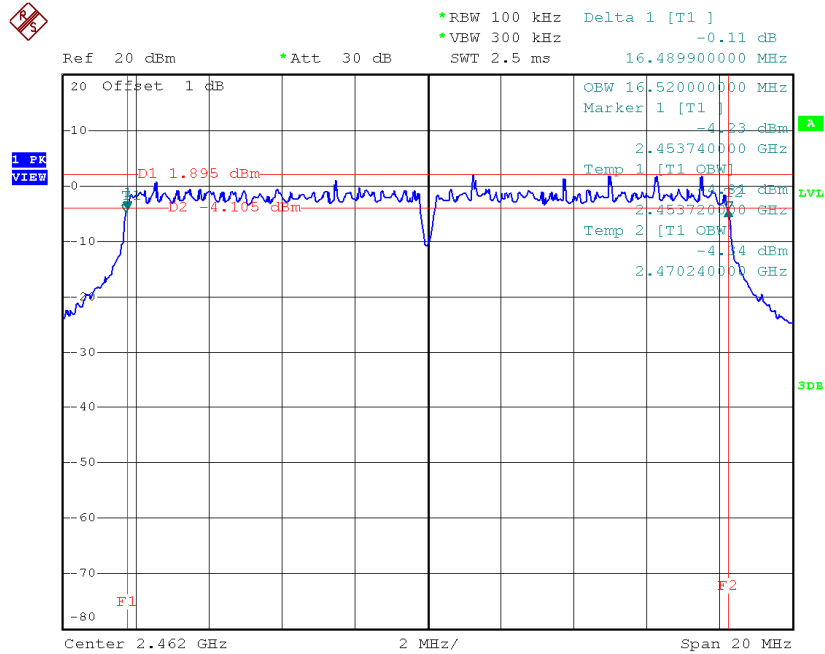
Date: 8.JUN.2015 20:39:51

TX CH06



Date: 8.JUN.2015 20:41:10

TX CH11

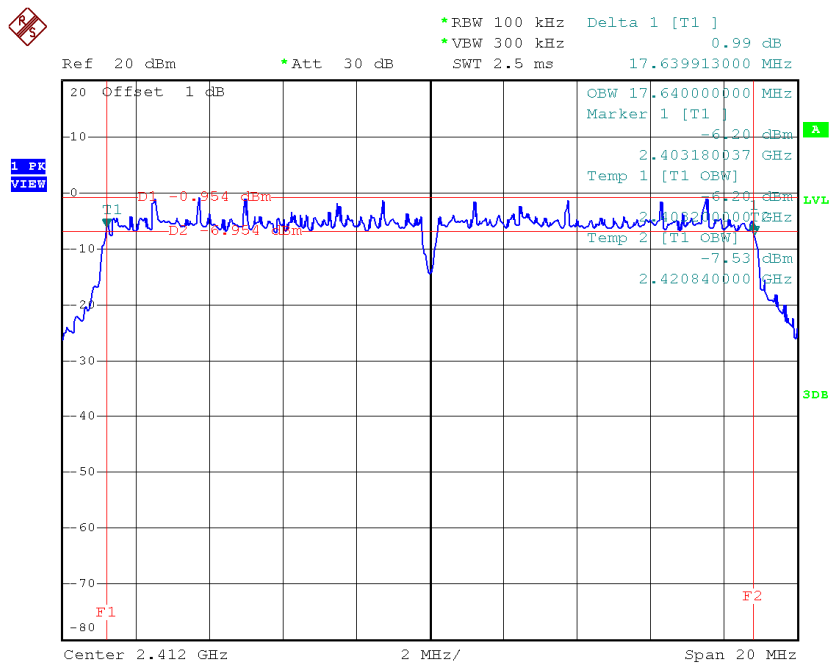


Date: 8.JUN.2015 20:42:19

Test Mode : TX N-20MHz Mode_CH01/06/11

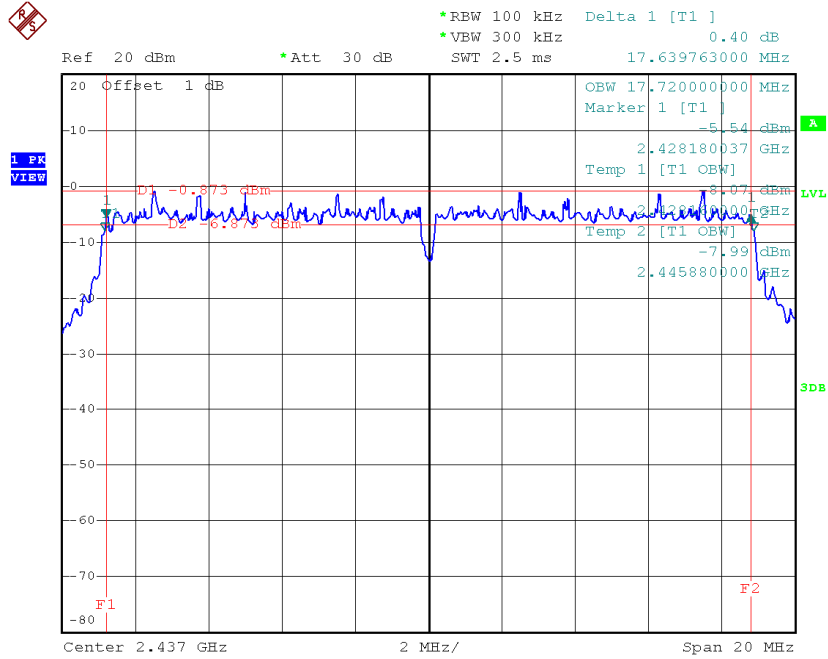
Frequency (MHz)	6dB Bandwidth (MHz)	99% Occupied BW (MHz)	Min. Limit (kHz)	Test Result
2412	17.64	17.64	500	Complies
2437	17.64	17.72	500	Complies
2462	17.64	17.72	500	Complies

TX CH01



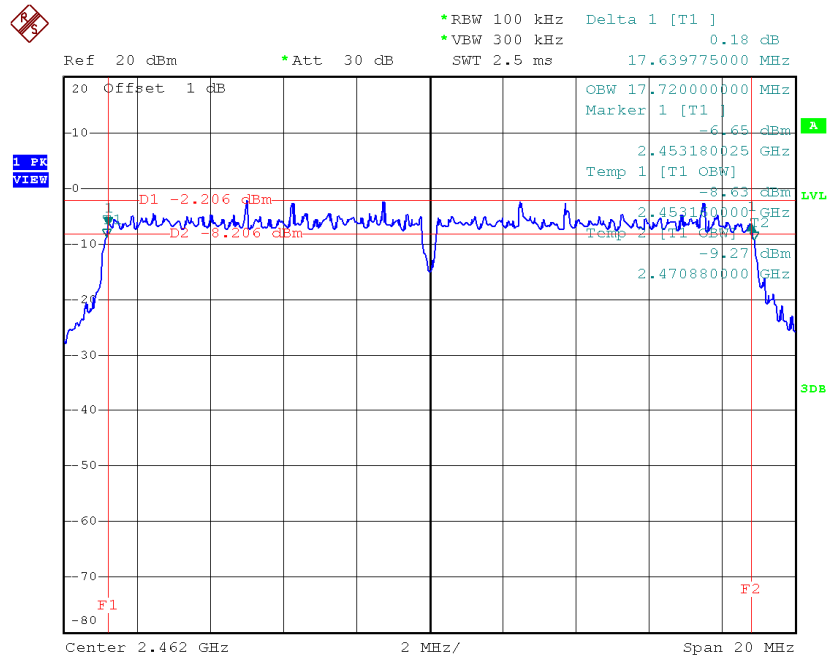
Date: 8.JUN.2015 20:45:58

TX CH06



Date: 8.JUN.2015 20:47:44

TX CH11

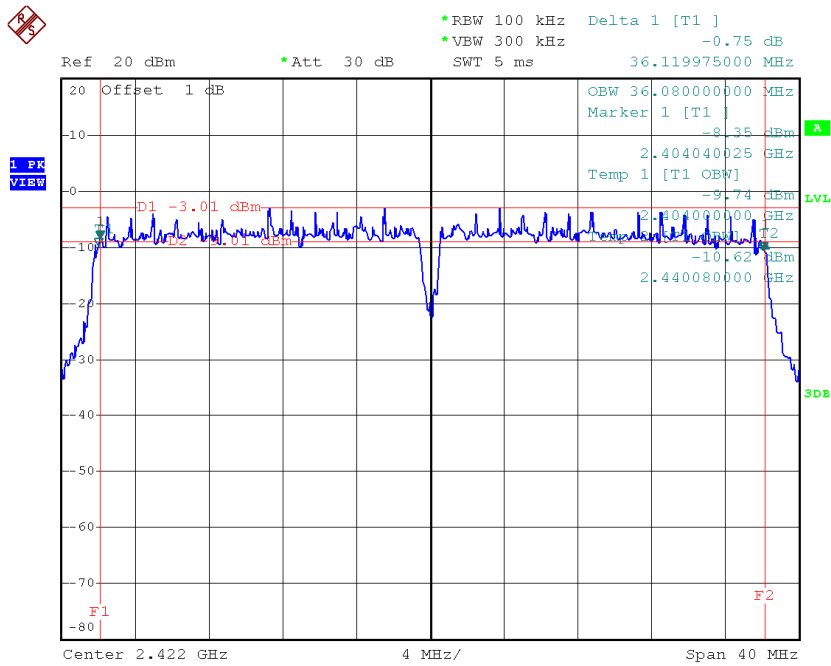


Date: 8.JUN.2015 20:49:27

Test Mode : TX N-40MHz Mode_CH03/06/09

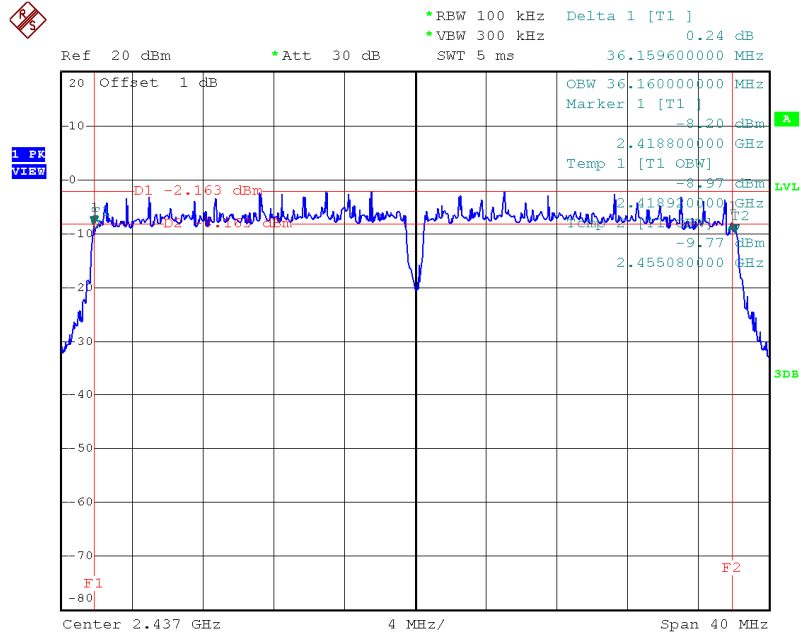
Frequency (MHz)	6dB Bandwidth (MHz)	99% Occupied BW (MHz)	Min. Limit (kHz)	Test Result
2422	36.12	36.08	500	Complies
2437	36.16	36.16	500	Complies
2452	35.76	36.08	500	Complies

TX CH03



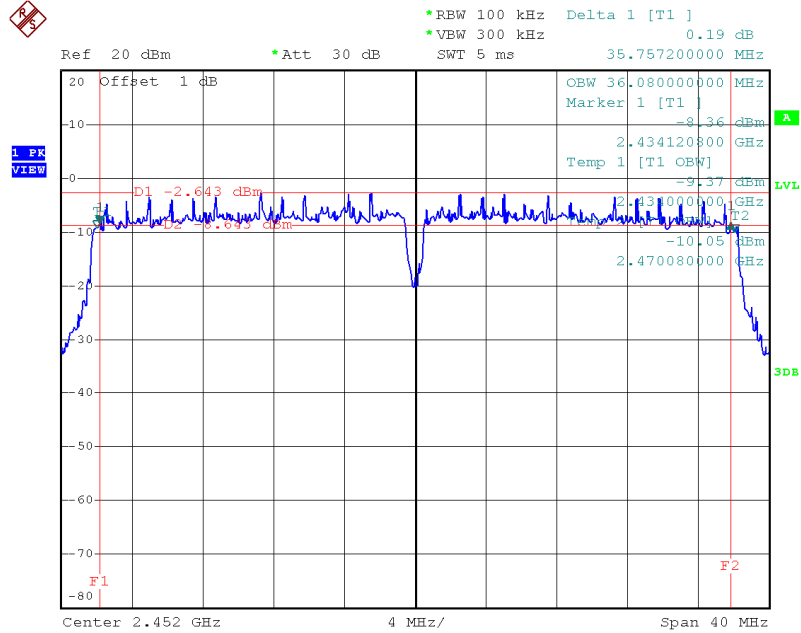
Date: 8.JUN.2015 21:00:35

TX CH06



Date: 8.JUN.2015 21:03:18

TX CH09



Date: 8.JUN.2015 21:04:27

**ATTACHMENT F – MAXIMUM PEAK CONDUCTED OUTPUT
POWER**

Internal antenna

Test Mode :TX B Mode_CH01/06/11

Frequency (MHz)	Conducted Power (dBm)	Conducted Power (W)	Max. Limit (dBm)	Max. Limit (W)	Result
2412	17.02	0.05	30.00	1.00	Complies
2437	17.82	0.06	30.00	1.00	Complies
2462	17.99	0.06	30.00	1.00	Complies

Test Mode :TX G Mode_CH01/06/11

Frequency (MHz)	Conducted Power (dBm)	Conducted Power (W)	Max. Limit (dBm)	Max. Limit (W)	Result
2412	21.98	0.16	30.00	1.00	Complies
2437	21.91	0.16	30.00	1.00	Complies
2462	22.31	0.17	30.00	1.00	Complies

Test Mode :TX N20 Mode_CH01/06/11_ANT 1

Frequency (MHz)	Conducted Power (dBm)	Conducted Power (W)	Max. Limit (dBm)	Max. Limit (W)	Result
2412	19.76	0.09	30.00	1.00	Complies
2437	19.75	0.09	30.00	1.00	Complies
2462	19.52	0.09	30.00	1.00	Complies

Test Mode :TX N20 Mode_CH01/06/11_ANT 2

Frequency (MHz)	Conducted Power (dBm)	Conducted Power (W)	Max. Limit (dBm)	Max. Limit (W)	Result
2412	20.02	0.10	30.00	1.00	Complies
2437	20.25	0.11	30.00	1.00	Complies
2462	20.23	0.11	30.00	1.00	Complies

Test Mode :TX N20 Mode_CH01/06/11_Total

Frequency (MHz)	Conducted Power (dBm)	Conducted Power (W)	Max. Limit (dBm)	Max. Limit (W)	Result
2412	22.90	0.20	30.00	1.00	Complies
2437	23.02	0.20	30.00	1.00	Complies
2462	22.90	0.19	30.00	1.00	Complies

Test Mode :TX N40 Mode_CH03/06/09_ANT 1

Frequency (MHz)	Conducted Power (dBm)	Conducted Power (W)	Max. Limit (dBm)	Max. Limit (W)	Result
2422	20.08	0.10	30.00	1.00	Complies
2437	19.84	0.10	30.00	1.00	Complies
2452	19.94	0.10	30.00	1.00	Complies

Test Mode :TX N40 Mode_CH03/06/09_ANT 2

Frequency (MHz)	Conducted Power (dBm)	Conducted Power (W)	Max. Limit (dBm)	Max. Limit (W)	Result
2422	20.91	0.12	30.00	1.00	Complies
2437	20.97	0.13	30.00	1.00	Complies
2452	20.94	0.12	30.00	1.00	Complies

Test Mode :TX N40 Mode_CH03/06/09_Total

Frequency (MHz)	Conducted Power (dBm)	Conducted Power (W)	Max. Limit (dBm)	Max. Limit (W)	Result
2422	23.53	0.23	30.00	1.00	Complies
2437	23.45	0.22	30.00	1.00	Complies
2452	23.48	0.22	30.00	1.00	Complies

External antenna

Test Mode :TX B Mode_CH01/06/11_ANT 1

Frequency (MHz)	Conducted Power (dBm)	Conducted Power (W)	Max. Limit (dBm)	Max. Limit (W)	Result
2412	17.97	0.06	30.00	1.00	Complies
2437	17.89	0.06	30.00	1.00	Complies
2462	17.69	0.06	30.00	1.00	Complies

Test Mode :TX G Mode_CH01/06/11_ANT 1

Frequency (MHz)	Conducted Power (dBm)	Conducted Power (W)	Max. Limit (dBm)	Max. Limit (W)	Result
2412	22.29	0.17	30.00	1.00	Complies
2437	22.15	0.16	30.00	1.00	Complies
2462	22.31	0.17	30.00	1.00	Complies

Test Mode :TX N20 Mode_CH01/06/11_ANT 1

Frequency (MHz)	Conducted Power (dBm)	Conducted Power (W)	Max. Limit (dBm)	Max. Limit (W)	Result
2412	19.54	0.09	30.00	1.00	Complies
2437	19.67	0.09	30.00	1.00	Complies
2462	17.23	0.05	30.00	1.00	Complies

Test Mode :TX N20 Mode_CH01/06/11_ANT 2

Frequency (MHz)	Conducted Power (dBm)	Conducted Power (W)	Max. Limit (dBm)	Max. Limit (W)	Result
2412	20.09	0.10	30.00	1.00	Complies
2437	20.21	0.10	30.00	1.00	Complies
2462	18.43	0.07	30.00	1.00	Complies

Test Mode :TX N20 Mode_CH01/06/11_Total

Frequency (MHz)	Conducted Power (dBm)	Conducted Power (W)	Max. Limit (dBm)	Max. Limit (W)	Result
2412	22.83	0.19	30.00	1.00	Complies
2437	22.96	0.20	30.00	1.00	Complies
2462	20.88	0.12	30.00	1.00	Complies

Test Mode :TX N40 Mode_CH03/06/09_ANT 1

Frequency (MHz)	Conducted Power (dBm)	Conducted Power (W)	Max. Limit (dBm)	Max. Limit (W)	Result
2422	19.85	0.10	30.00	1.00	Complies
2437	20.19	0.10	30.00	1.00	Complies
2452	20.15	0.10	30.00	1.00	Complies

Test Mode :TX N40 Mode_CH03/06/09_ANT 2

Frequency (MHz)	Conducted Power (dBm)	Conducted Power (W)	Max. Limit (dBm)	Max. Limit (W)	Result
2422	20.87	0.12	30.00	1.00	Complies
2437	20.91	0.12	30.00	1.00	Complies
2452	20.96	0.12	30.00	1.00	Complies

Test Mode :TX N40 Mode_CH03/06/09_Total

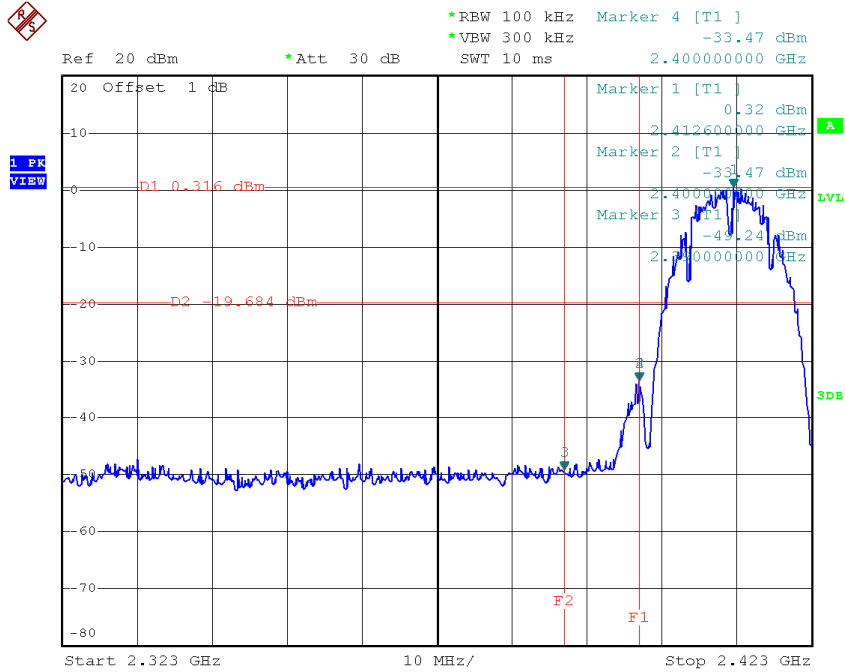
Frequency (MHz)	Conducted Power (dBm)	Conducted Power (W)	Max. Limit (dBm)	Max. Limit (W)	Result
2422	23.40	0.22	30.00	1.00	Complies
2437	23.58	0.23	30.00	1.00	Complies
2452	23.58	0.23	30.00	1.00	Complies

**ATTACHMENT G - ANTENNA CONDUCTED SPURIOUS
EMISSION**

Internal antenna

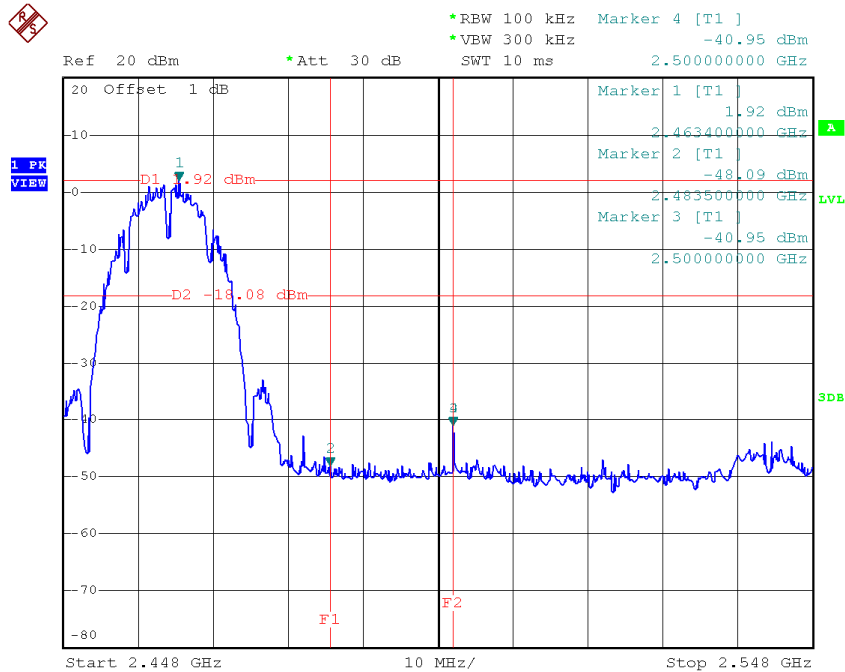
Test Mode :	TX B Mode
--------------------	------------------

TX B mode CH01



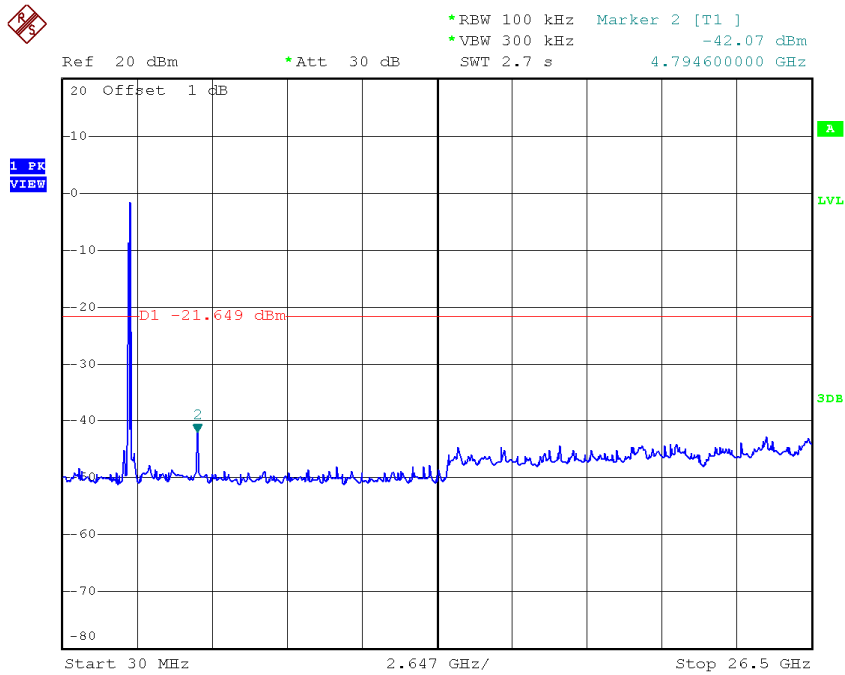
Date: 8.JUN.2015 15:44:55

TX B mode CH11



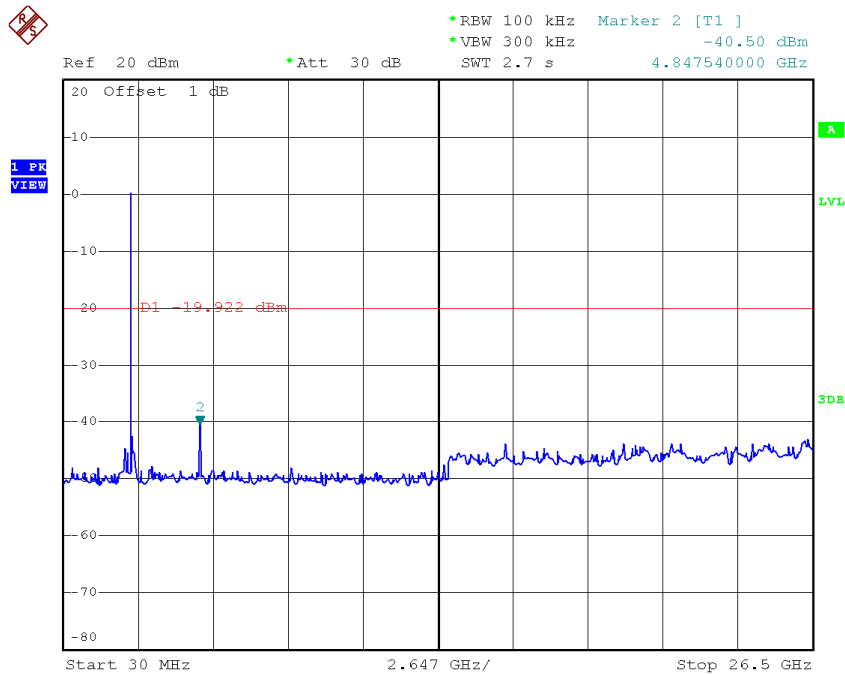
Date: 8.JUN.2015 15:49:31

TX B mode CH01 (10 Harmonic of the frequency)



Date: 8.JUN.2015 15:44:47

TX B mode CH06 (10 Harmonic of the frequency)

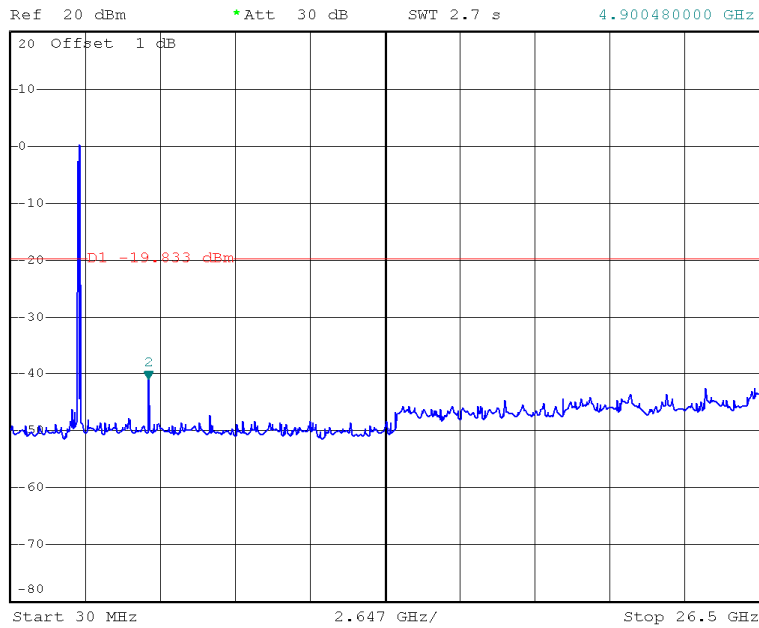


Date: 8.JUN.2015 15:47:58

TX B mode CH11 (10 Harmonic of the frequency)



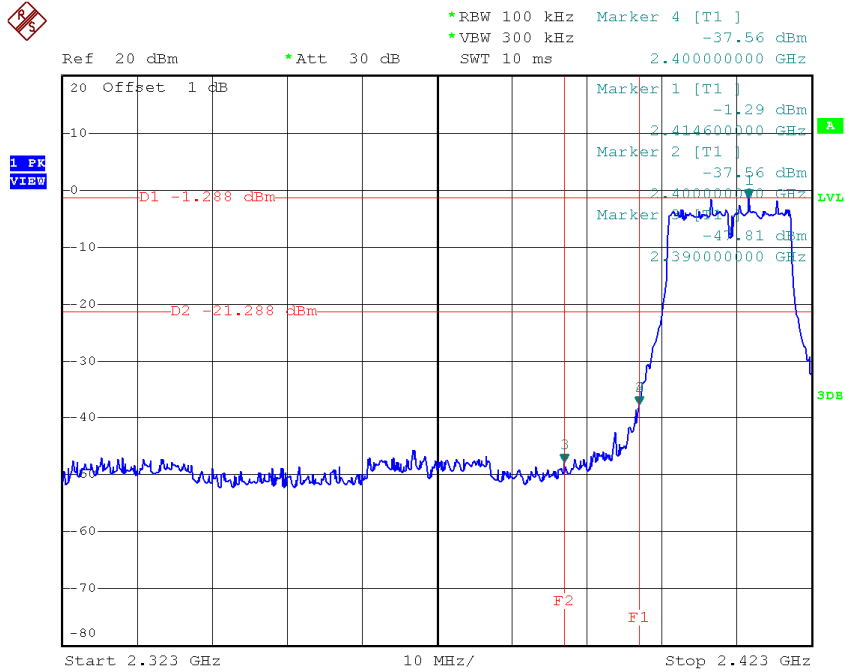
*REW 100 kHz Marker 2 [T1]
 *VBW 300 kHz -41.15 dBm
 SWT 2.7 s 4.900480000 GHz



Date: 8.JUN.2015 15:49:23

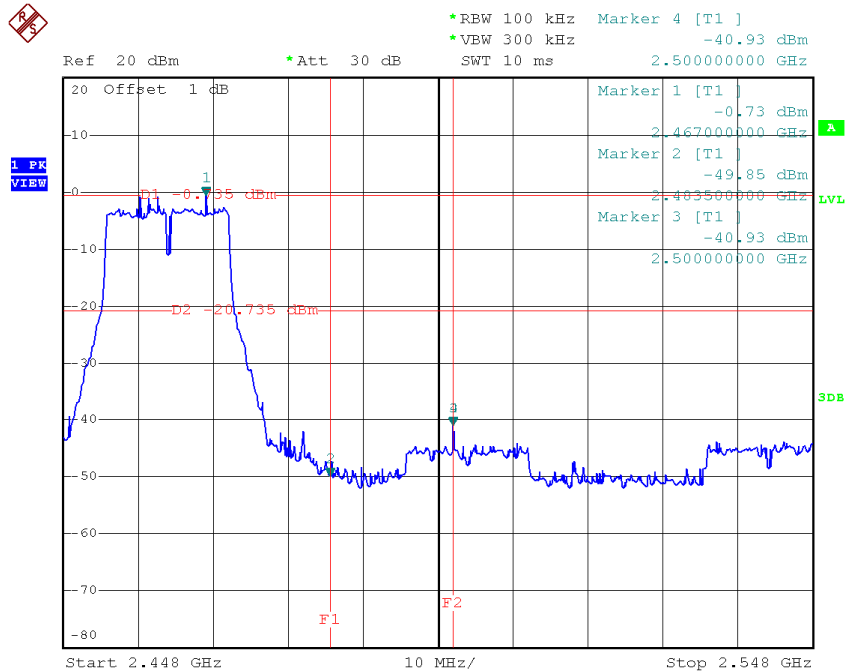
Test Mode :	TX G Mode
--------------------	------------------

TX G mode CH01



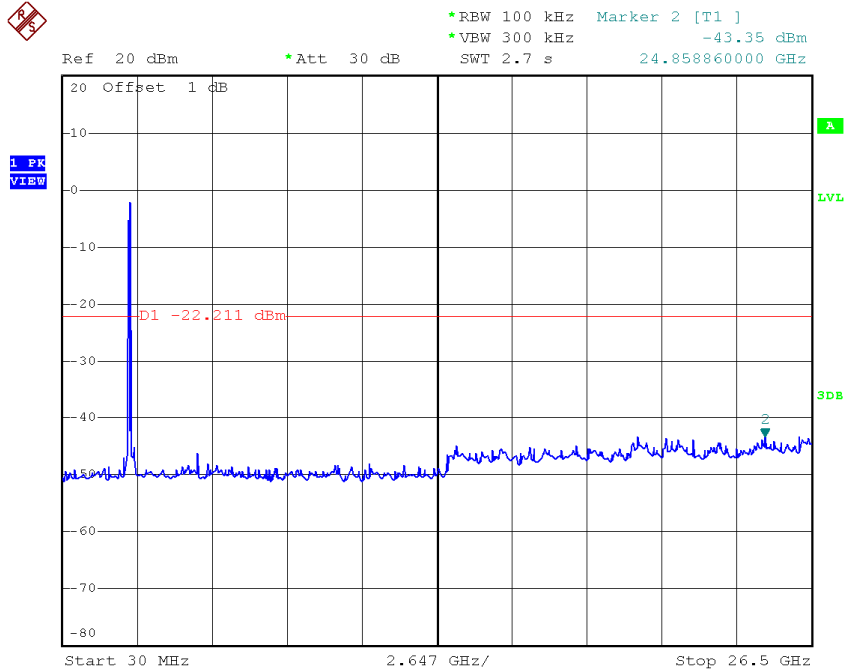
Date: 8.JUN.2015 15:52:47

TX G mode CH11



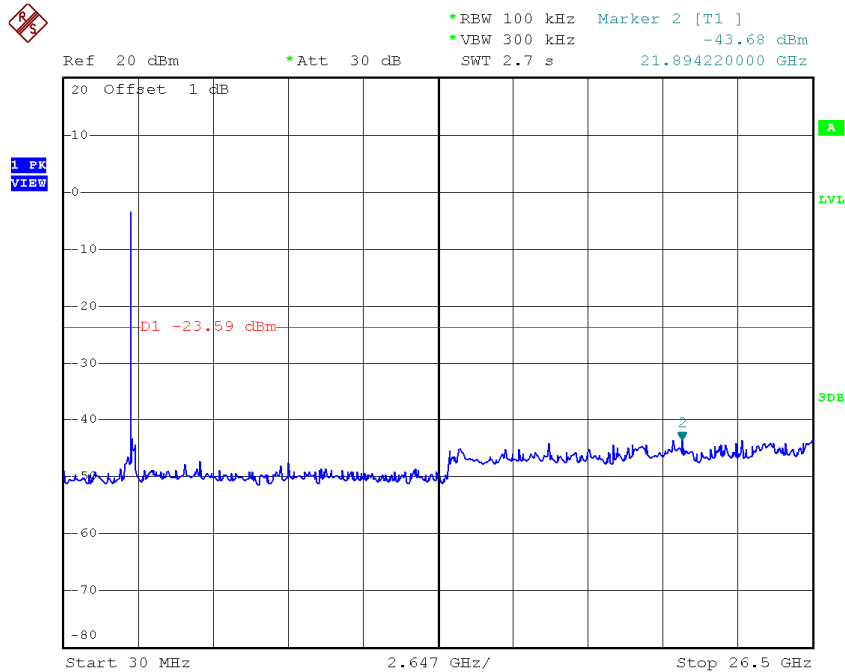
Date: 8.JUN.2015 15:55:12

TX G mode CH01 (10 Harmonic of the frequency)



Date: 8.JUN.2015 15:52:39

TX G mode CH06 (10 Harmonic of the frequency)

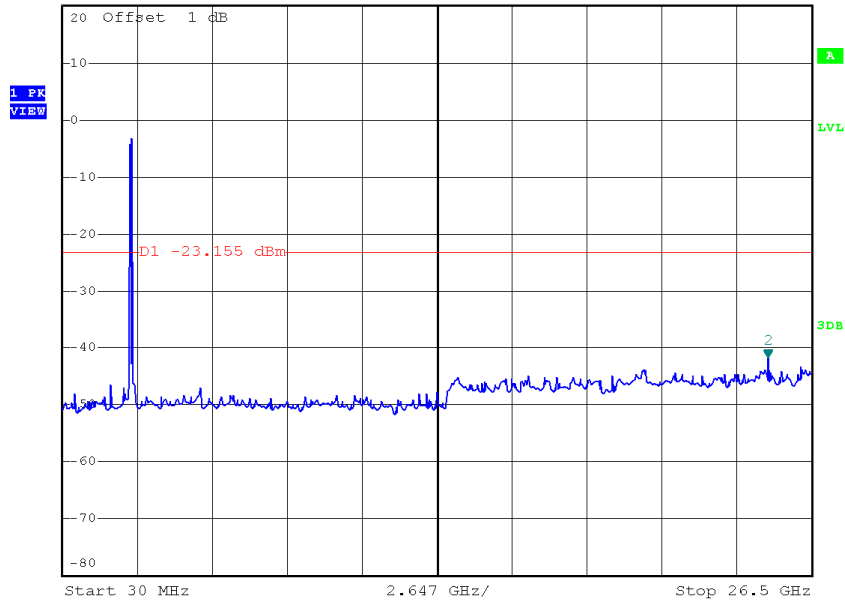


Date: 8.JUN.2015 15:53:57

TX G mode CH11 (10 Harmonic of the frequency)



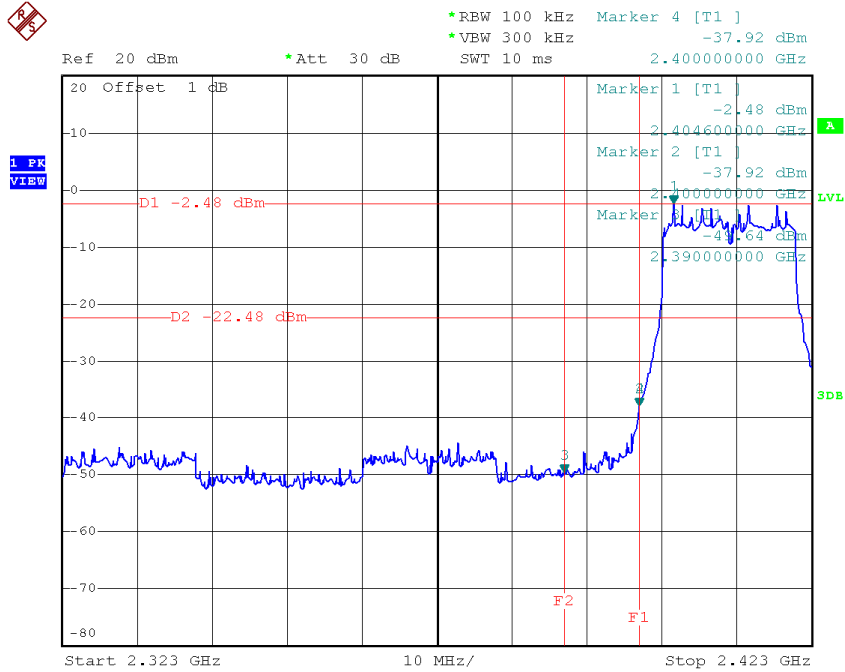
Ref 20 dBm *Att 30 dB *REW 100 kHz Marker 2 [T1]
*VBW 300 kHz -41.82 dBm
SWT 2.7 s 24.964740000 GHz



Date: 8.JUN.2015 15:55:04

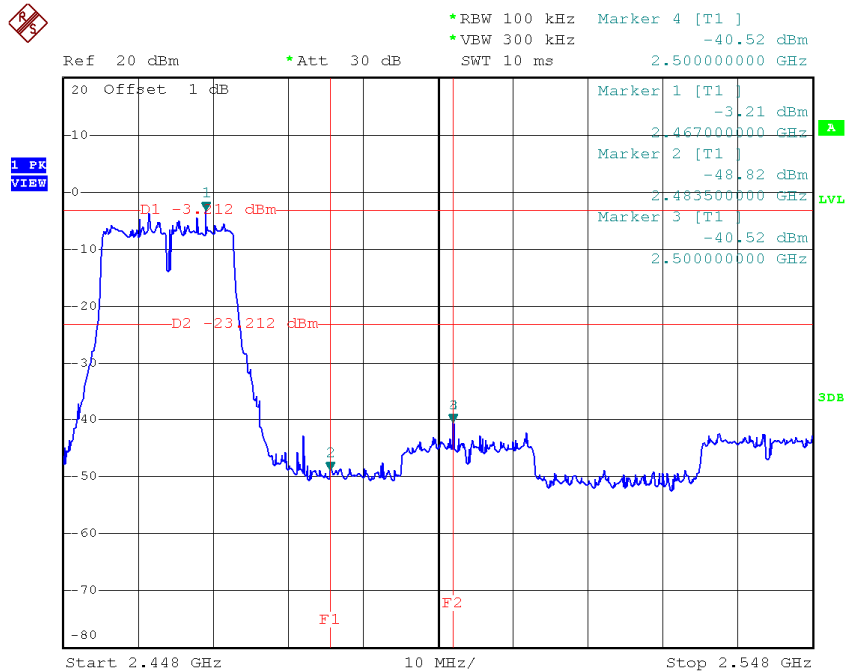
Test Mode :	TX N-20M Mode_ANT 1
--------------------	----------------------------

TX HT20 mode CH01



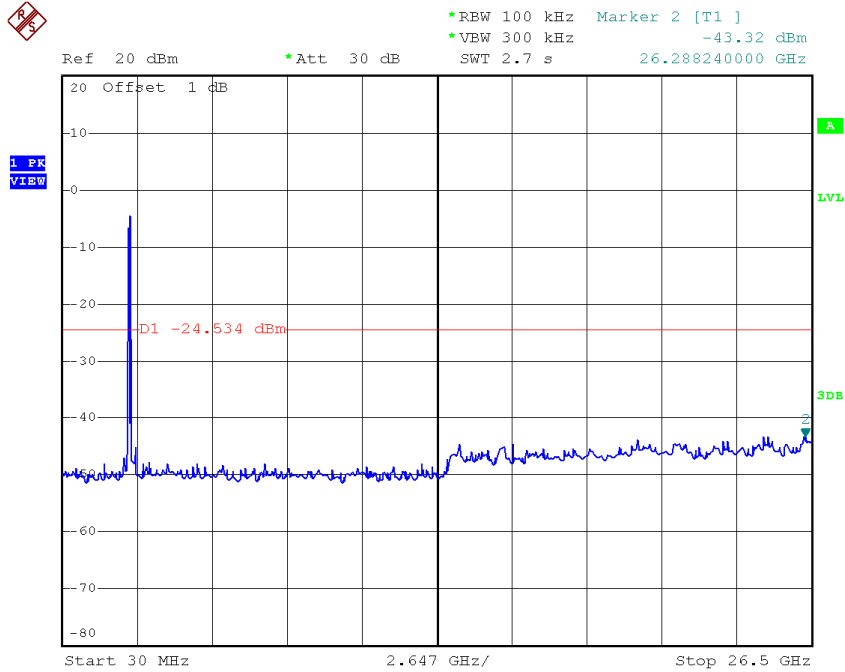
Date: 8.JUN.2015 15:57:12

TX HT20 mode CH11



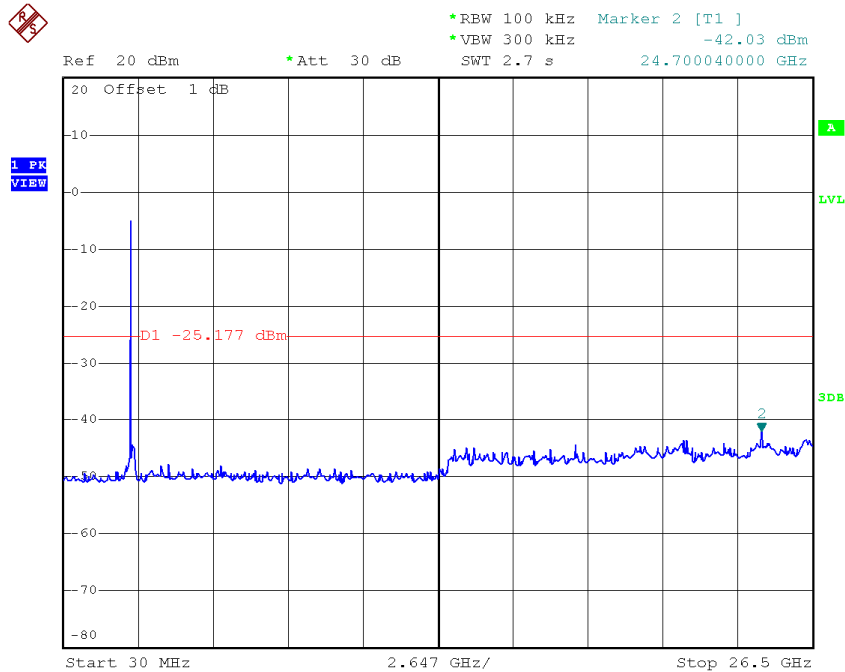
Date: 8.JUN.2015 16:00:01

TX HT20 mode CH01 (10 Harmonic of the frequency)



Date: 8.JUN.2015 15:57:04

TX HT20 mode CH06 (10 Harmonic of the frequency)

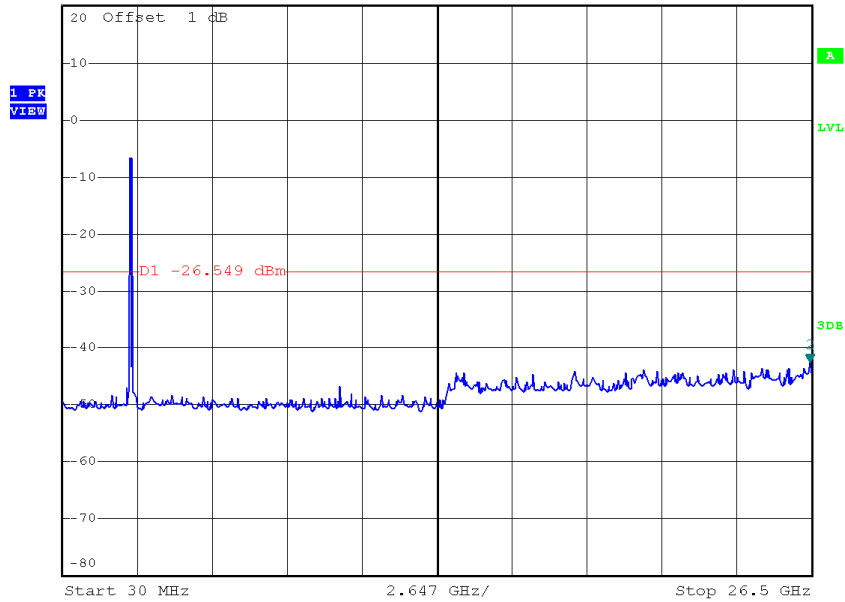


Date: 8.JUN.2015 15:58:34

TX HT20 mode CH11 (10 Harmonic of the frequency)



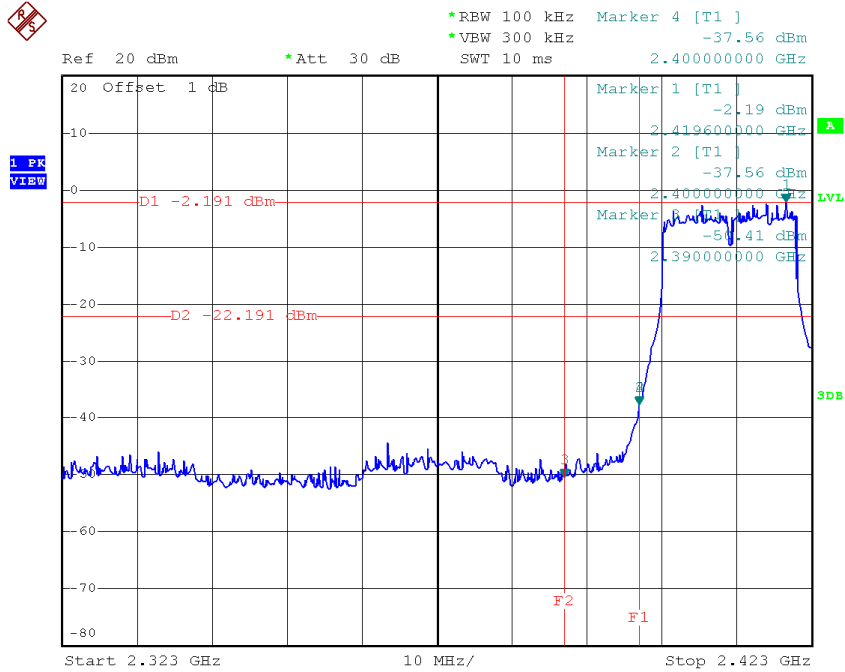
*REW 100 kHz Marker 2 [T1]
 *VBW 300 kHz -42.49 dBm
 Ref 20 dBm *Att 30 dB SWT 2.7 s 26.447060000 GHz



Date: 8.JUN.2015 15:59:53

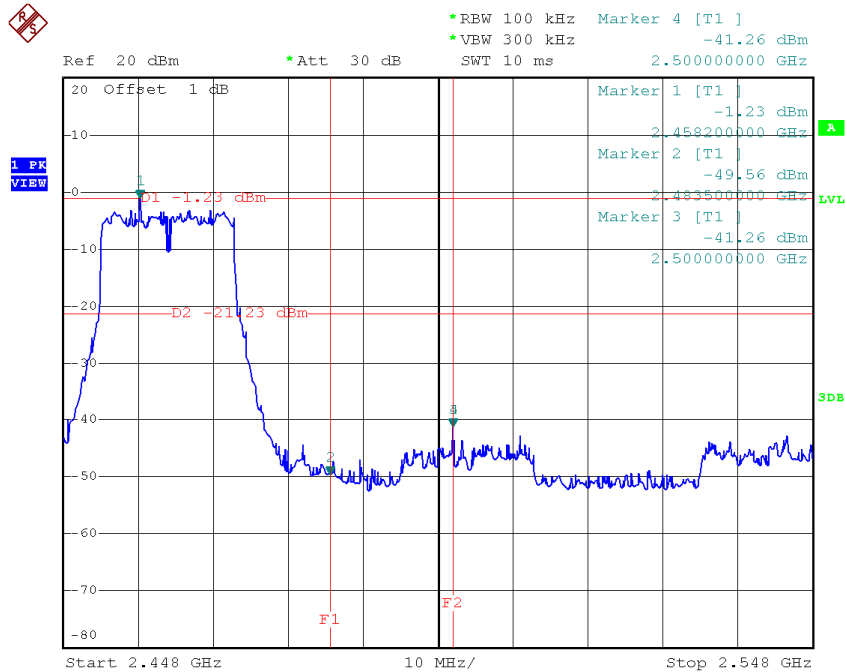
Test Mode :	TX N-20M Mode_ANT 2
--------------------	----------------------------

TX HT20 mode CH01



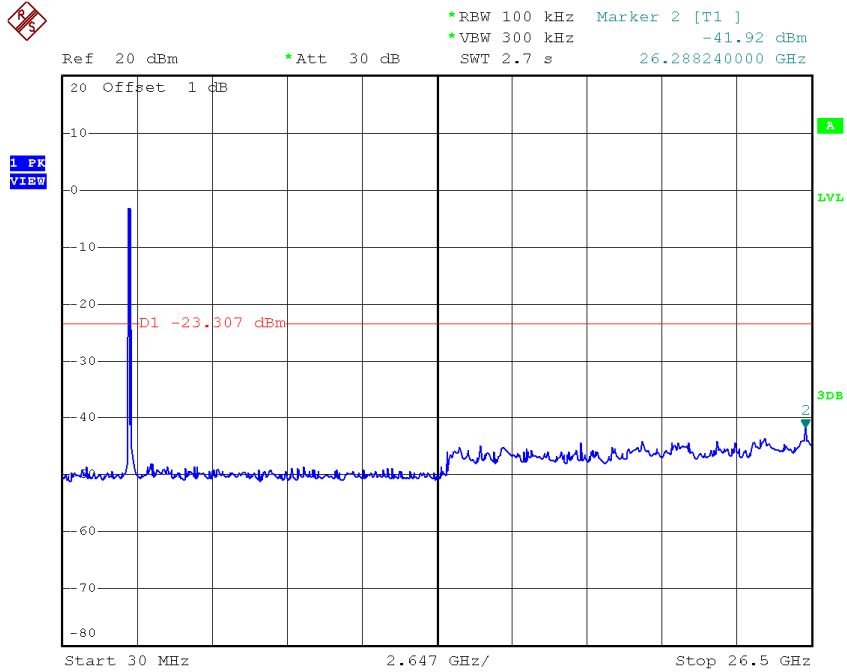
Date: 8.JUN.2015 16:01:54

TX HT20 mode CH11



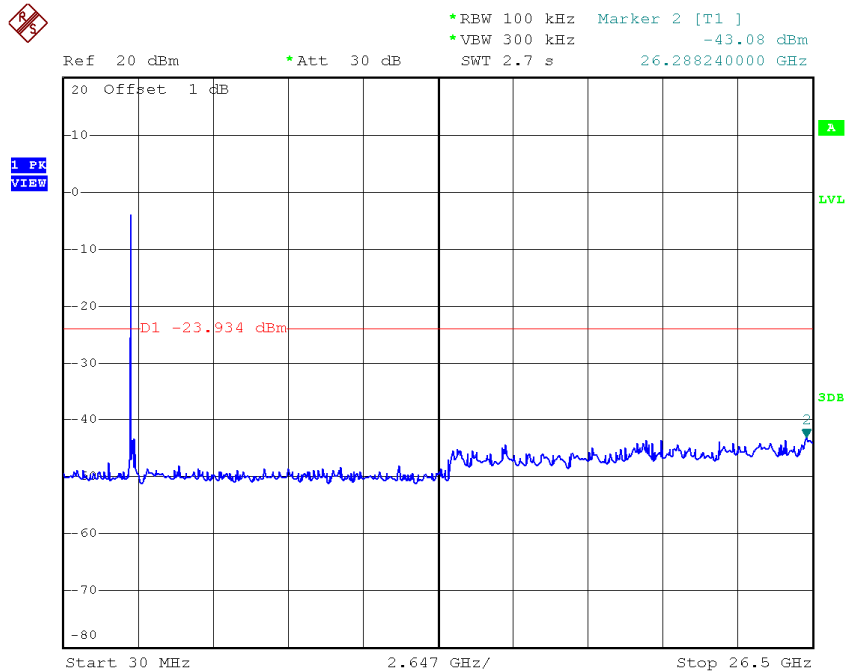
Date: 8.JUN.2015 16:04:07

TX HT20 mode CH01 (10 Harmonic of the frequency)



Date: 8.JUN.2015 16:01:47

TX HT20 mode CH06 (10 Harmonic of the frequency)



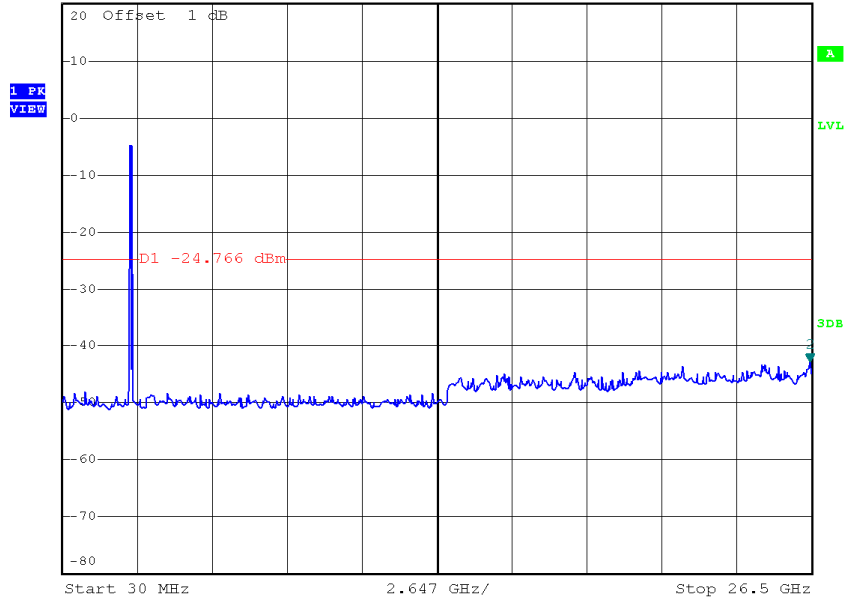
Date: 8.JUN.2015 16:02:57

TX HT20 mode CH11 (10 Harmonic of the frequency)



*REW 100 kHz Marker 2 [T1]
 *VBW 300 kHz -42.81 dBm

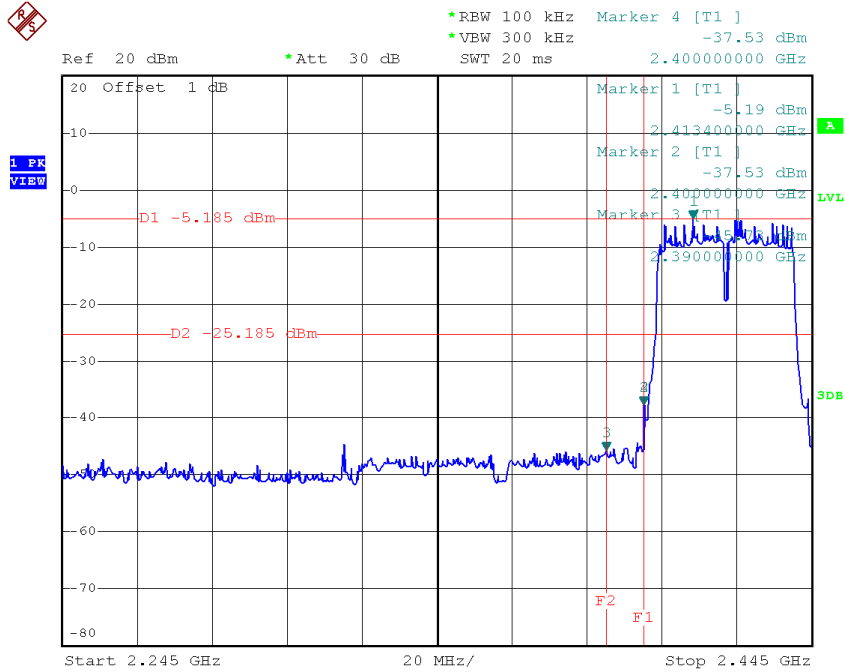
Ref 20 dBm *Att 30 dB SWT 2.7 s 26.447060000 GHz



Date: 8.JUN.2015 16:03:59

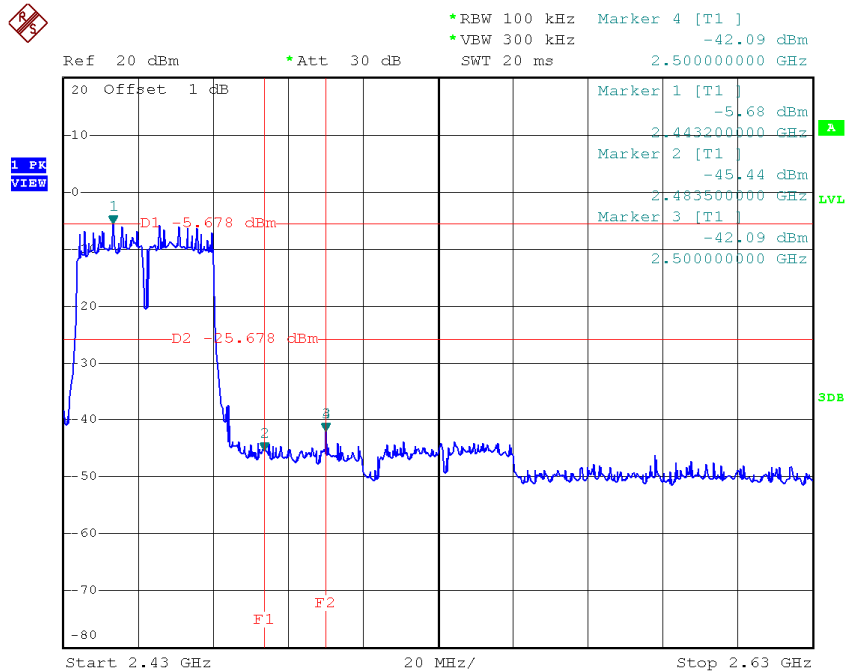
Test Mode :	TX N-40M Mode_ANT 1
--------------------	----------------------------

TX HT40 mode CH03



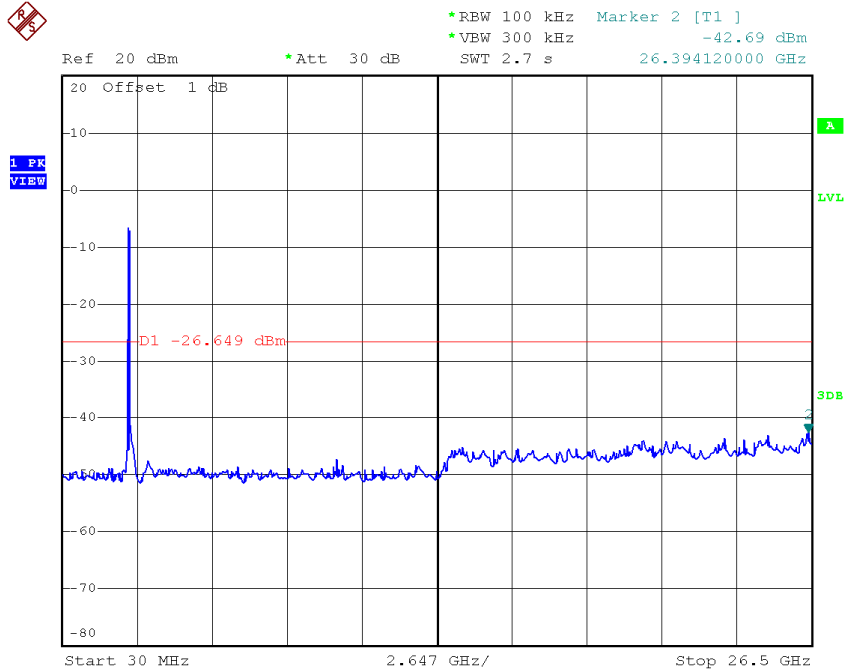
Date: 8.JUN.2015 16:07:26

TX HT40 mode CH09



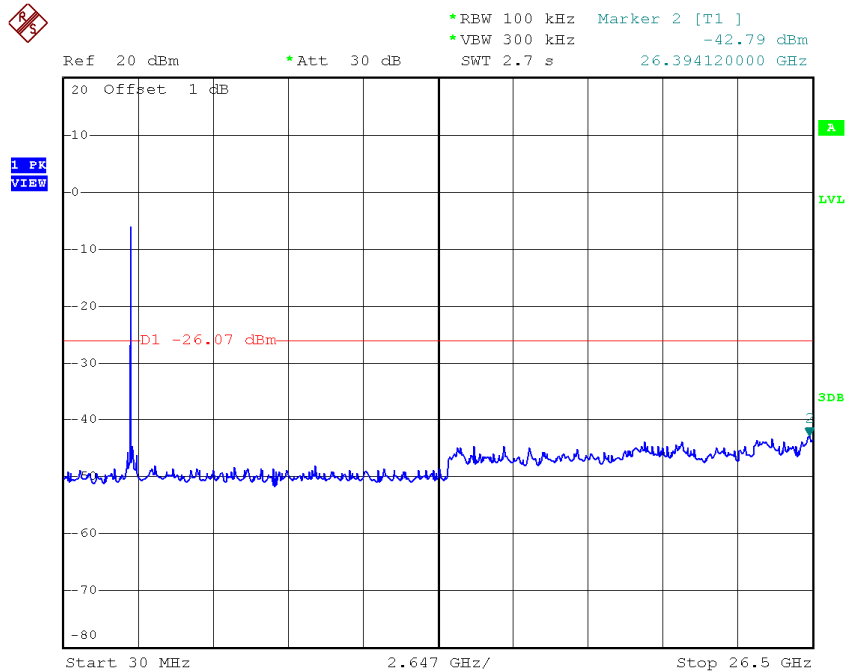
Date: 8.JUN.2015 16:10:07

TX HT40 mode CH03 (10 Harmonic of the frequency)



Date: 8.JUN.2015 16:07:18

TX HT40 mode CH06 (10 Harmonic of the frequency)



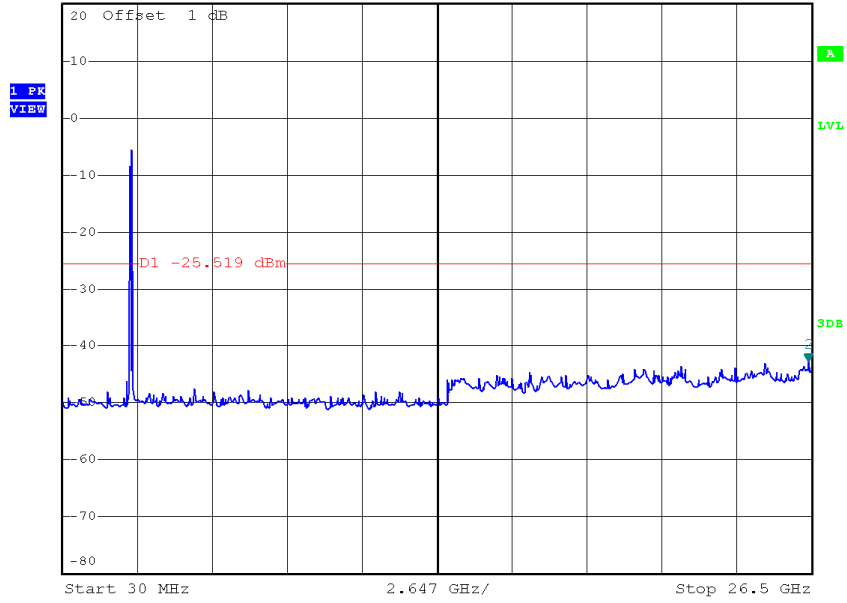
Date: 8.JUN.2015 16:08:43

TX HT40 mode CH09 (10 Harmonic of the frequency)



*REW 100 kHz Marker 2 [T1]
 *VBW 300 kHz -42.85 dBm
 SWT 2.7 s 26.394120000 GHz

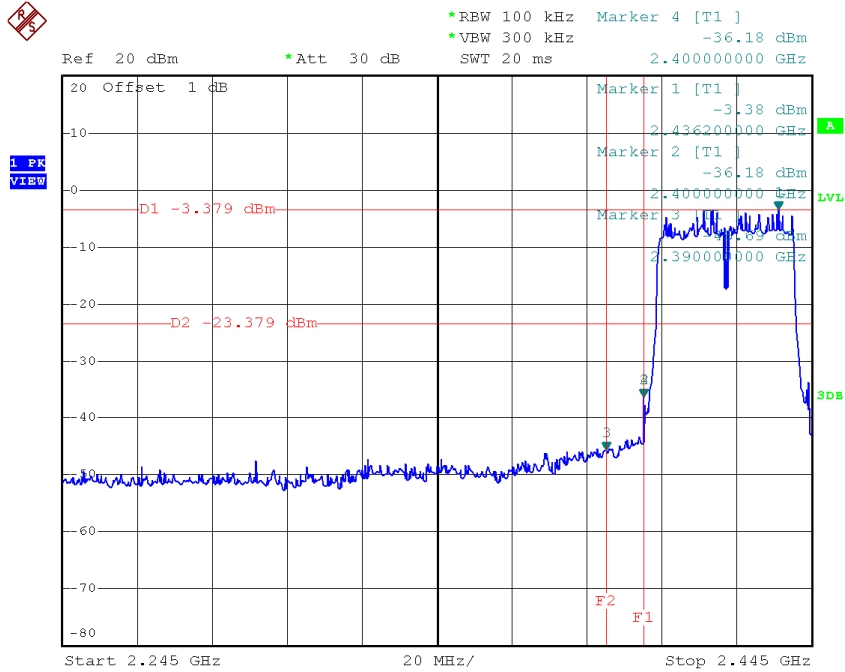
Ref 20 dBm *Att 30 dB



Date: 8.JUN.2015 16:09:59

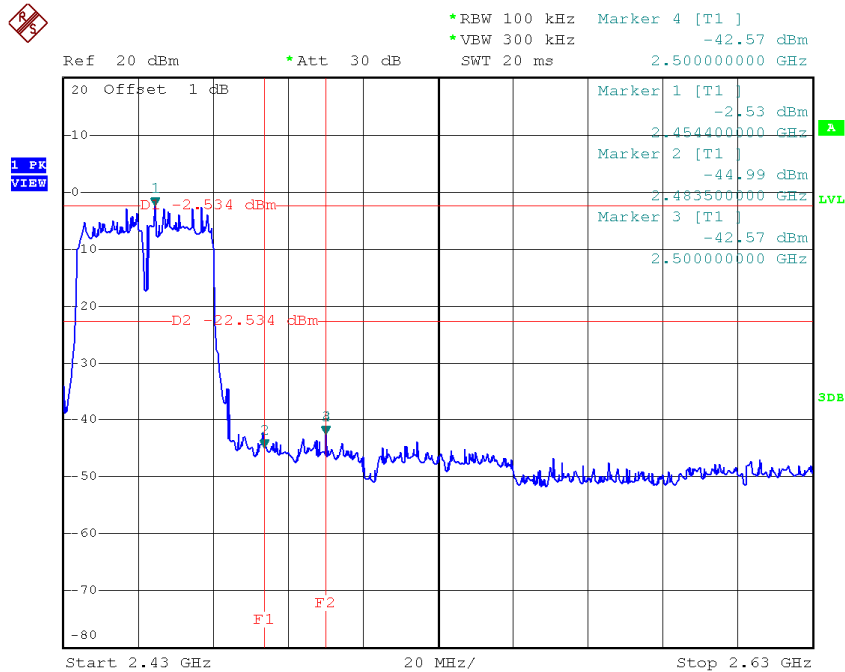
Test Mode :	TX N-40M Mode_ANT 2
-------------	---------------------

TX HT40 mode CH03



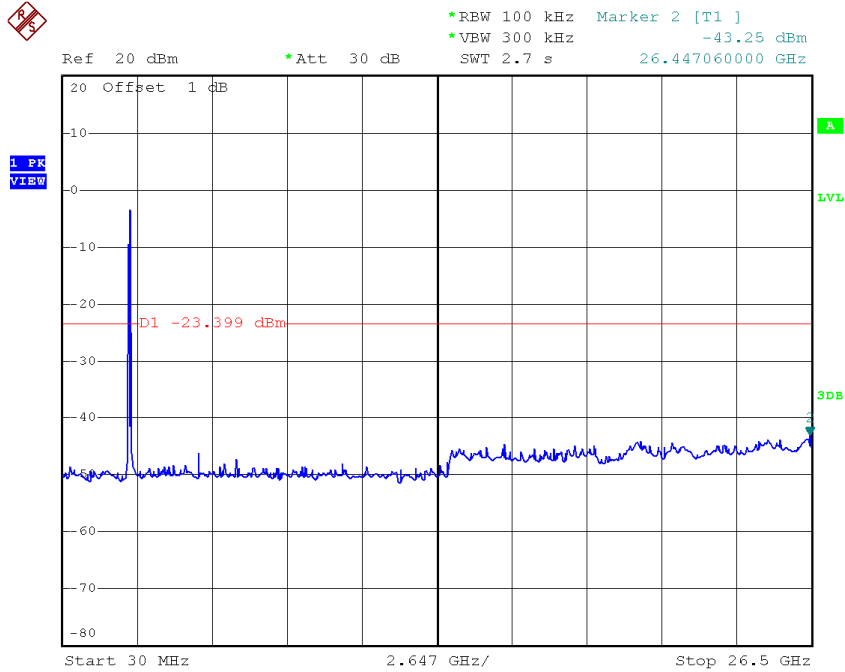
Date: 8.JUN.2015 16:11:40

TX HT40 mode CH09



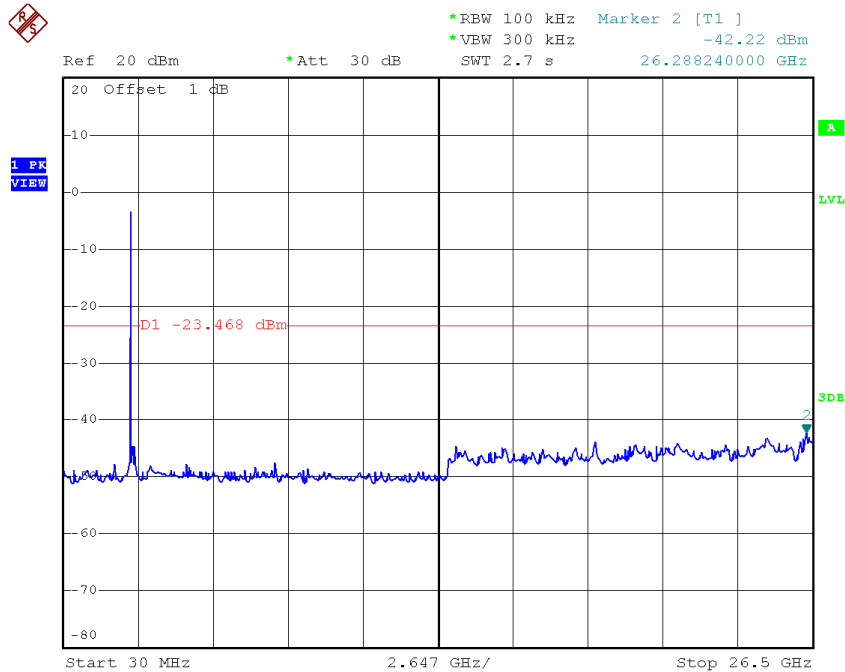
Date: 8.JUN.2015 16:13:56

TX HT40 mode CH03 (10 Harmonic of the frequency)



Date: 8.JUN.2015 16:11:33

TX HT40 mode CH06 (10 Harmonic of the frequency)



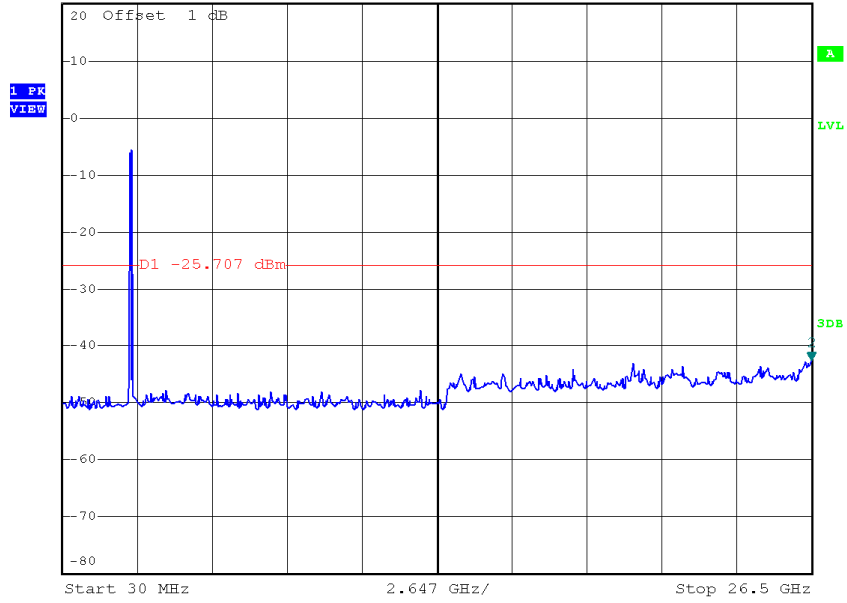
Date: 8.JUN.2015 16:12:42

TX HT40 mode CH09 (10 Harmonic of the frequency)



*REW 100 kHz Marker 2 [T1]
 *VBW 300 kHz -42.51 dBm
 SWT 2.7 s 26.500000000 GHz

Ref 20 dBm *Att 30 dB

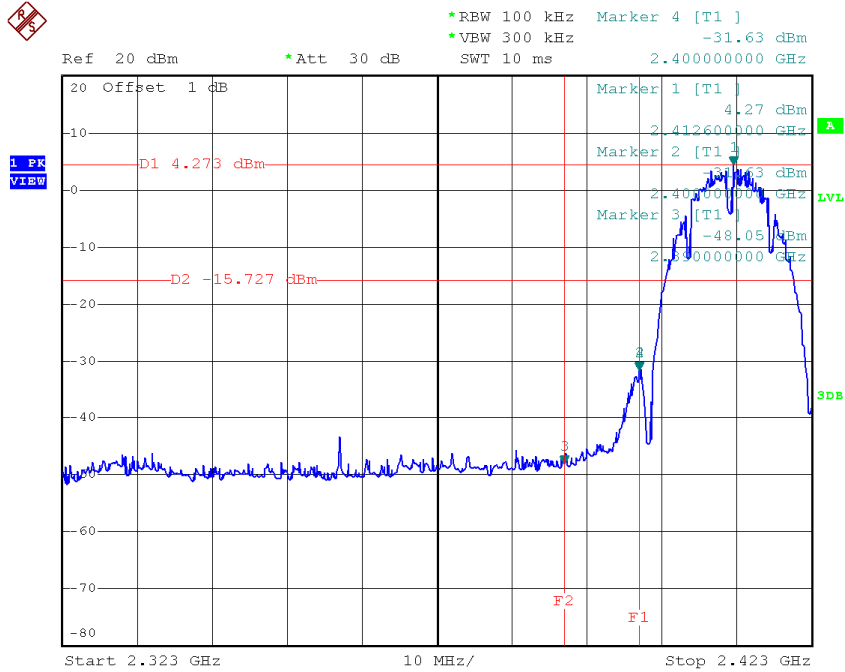


Date: 8.JUN.2015 16:13:48

External antenna

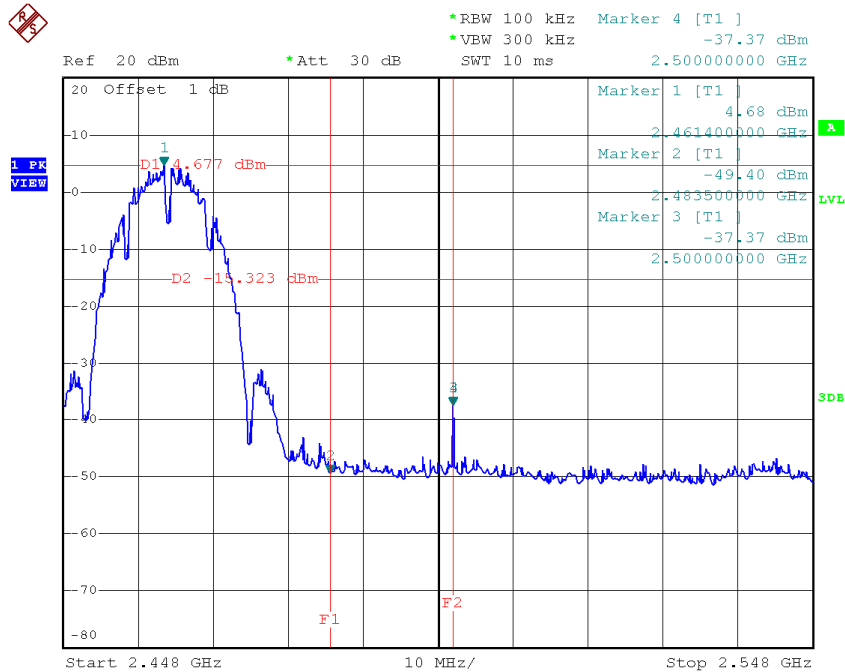
Test Mode :	TX B Mode
--------------------	------------------

TX B mode CH01



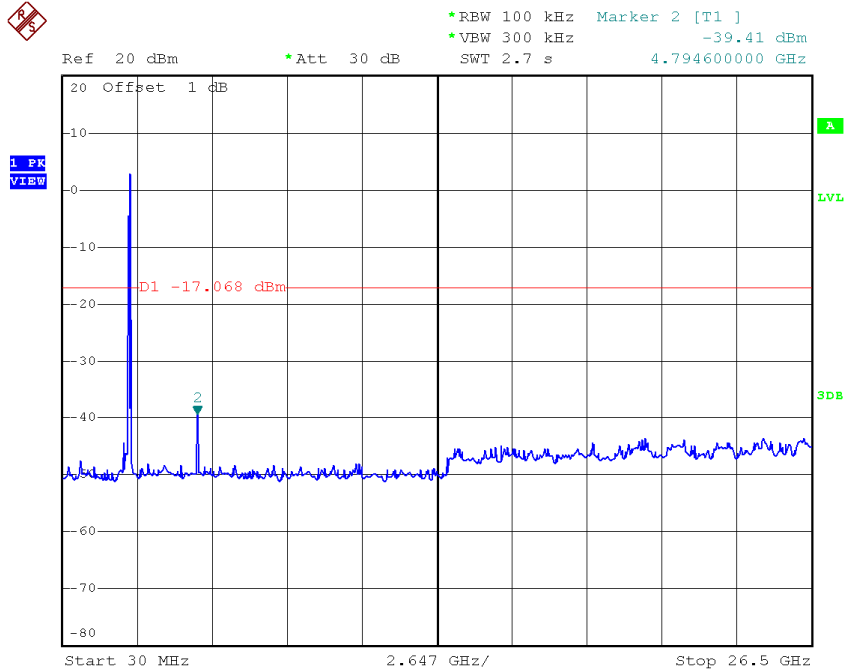
Date: 8.JUN.2015 20:32:58

TX B mode CH11



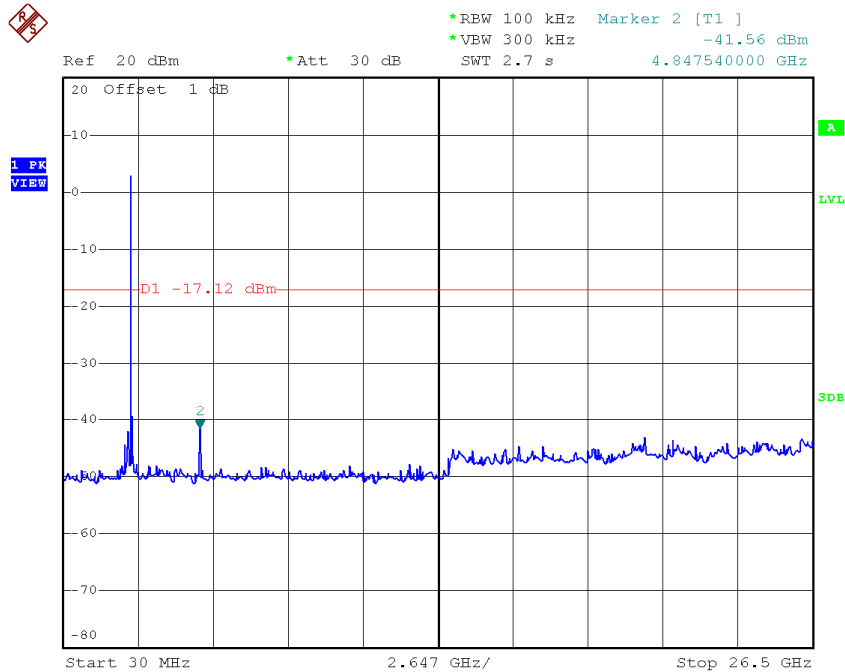
Date: 8.JUN.2015 20:38:07

TX B mode CH01 (10 Harmonic of the frequency)



Date: 8.JUN.2015 20:32:50

TX B mode CH06 (10 Harmonic of the frequency)



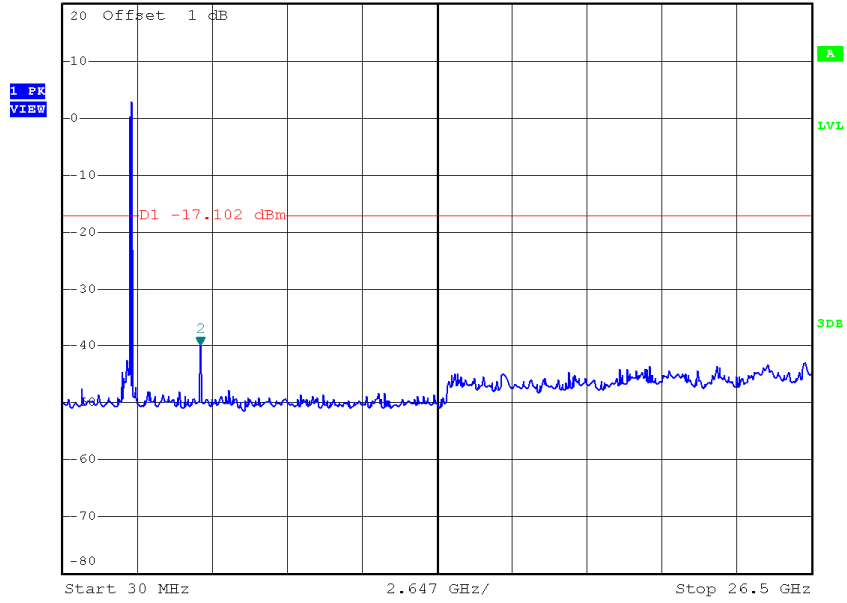
Date: 8.JUN.2015 20:35:35

TX B mode CH11 (10 Harmonic of the frequency)



*REW 100 kHz Marker 2 [T1]
 *VBW 300 kHz -39.99 dBm

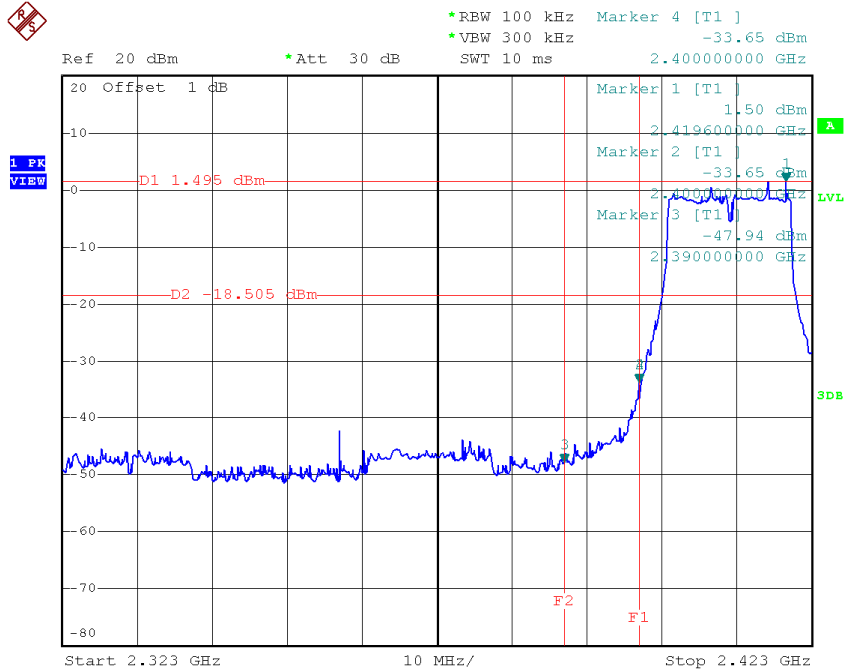
Ref 20 dBm *Att 30 dB SWT 2.7 s 4.900480000 GHz



Date: 8.JUN.2015 20:38:00

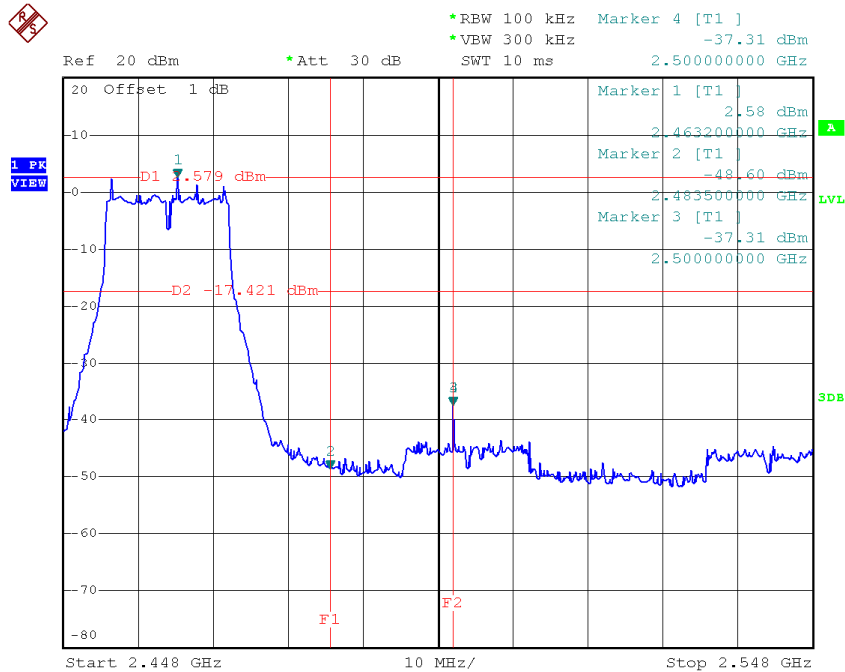
Test Mode :	TX G Mode_ANT 1
-------------	-----------------

TX G mode CH01



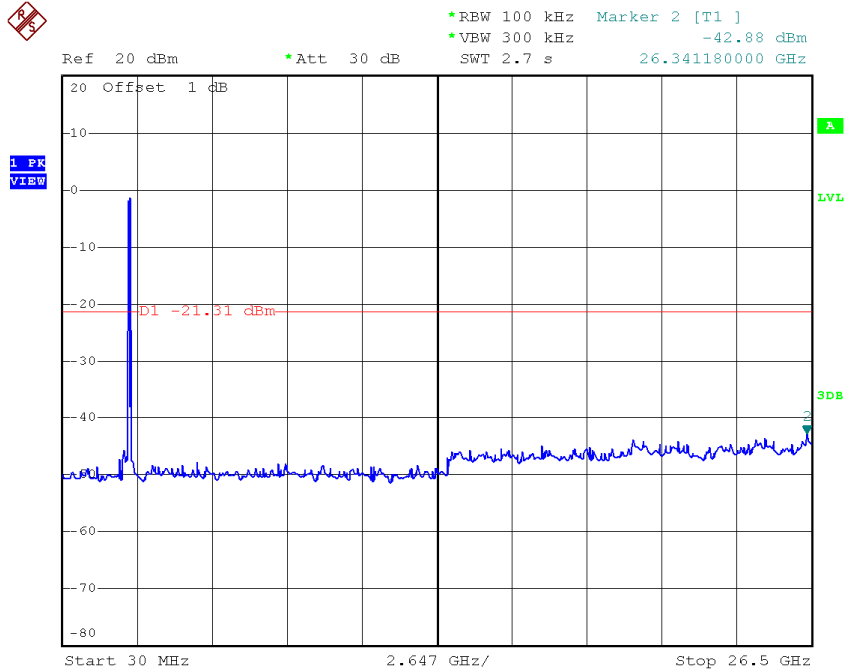
Date: 8.JUN.2015 20:40:12

TX G mode CH11



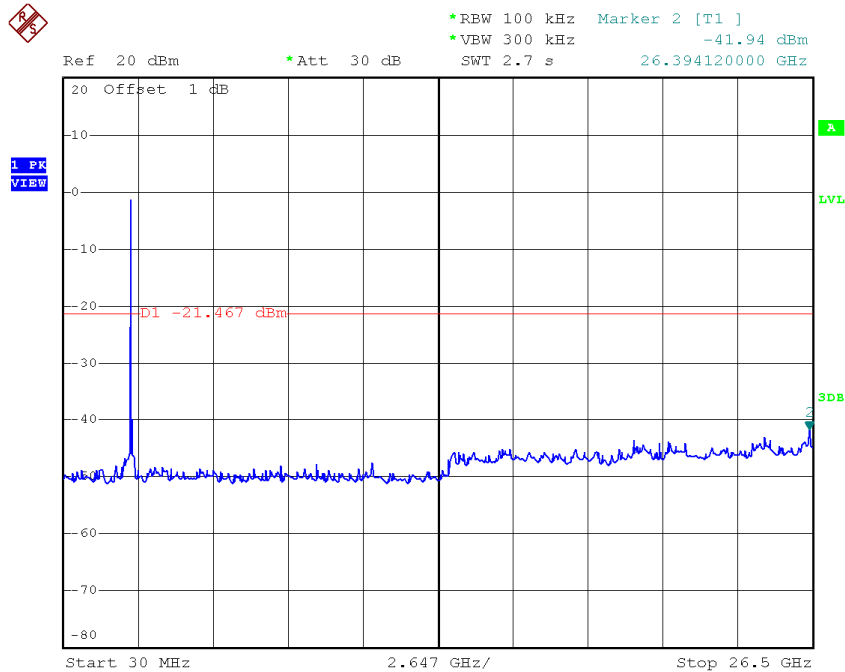
Date: 8.JUN.2015 20:42:40

TX G mode CH01 (10 Harmonic of the frequency)



Date: 8.JUN.2015 20:40:04

TX G mode CH06 (10 Harmonic of the frequency)

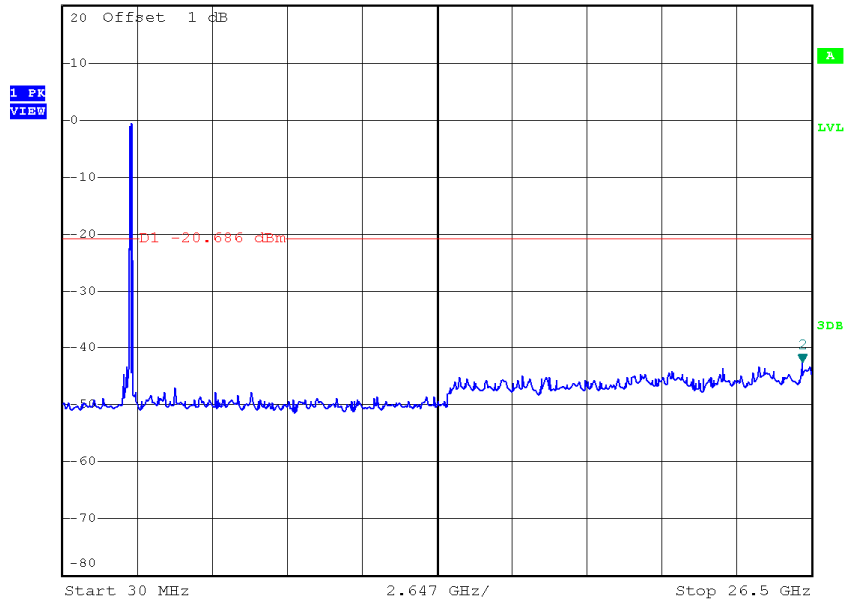


Date: 8.JUN.2015 20:41:24

TX G mode CH11 (10 Harmonic of the frequency)



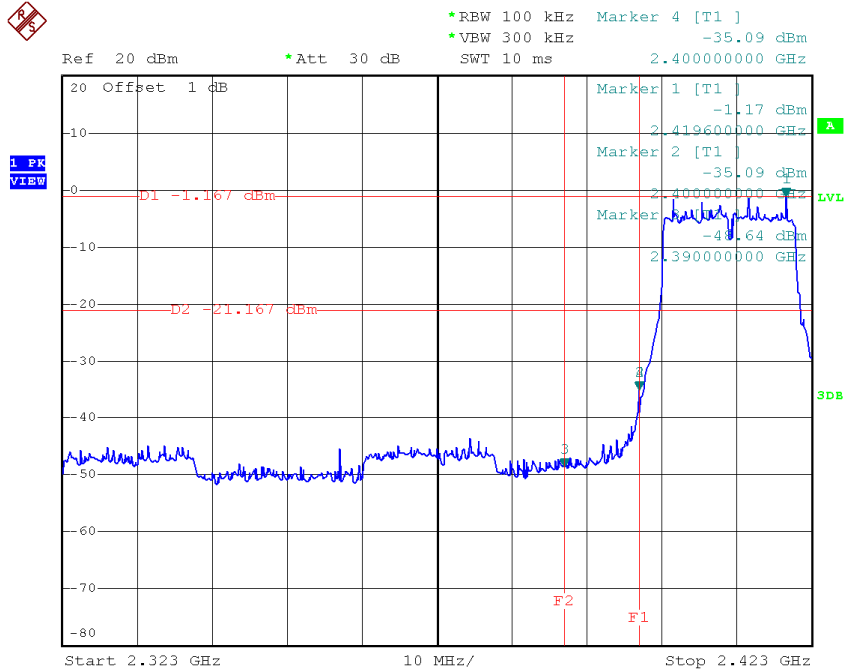
*REW 100 kHz Marker 2 [T1]
 *VBW 300 kHz -42.54 dBm
 Ref 20 dBm *Att 30 dB SWT 2.7 s 26.182360000 GHz



Date: 8.JUN.2015 20:42:33

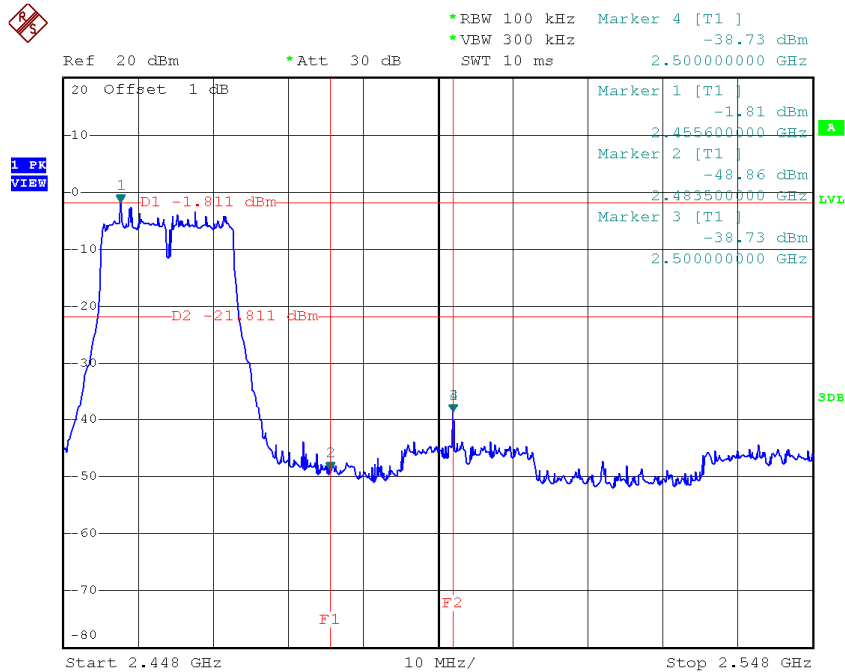
Test Mode :	TX N-20M Mode_ANT 1
--------------------	----------------------------

TX HT20 mode CH01



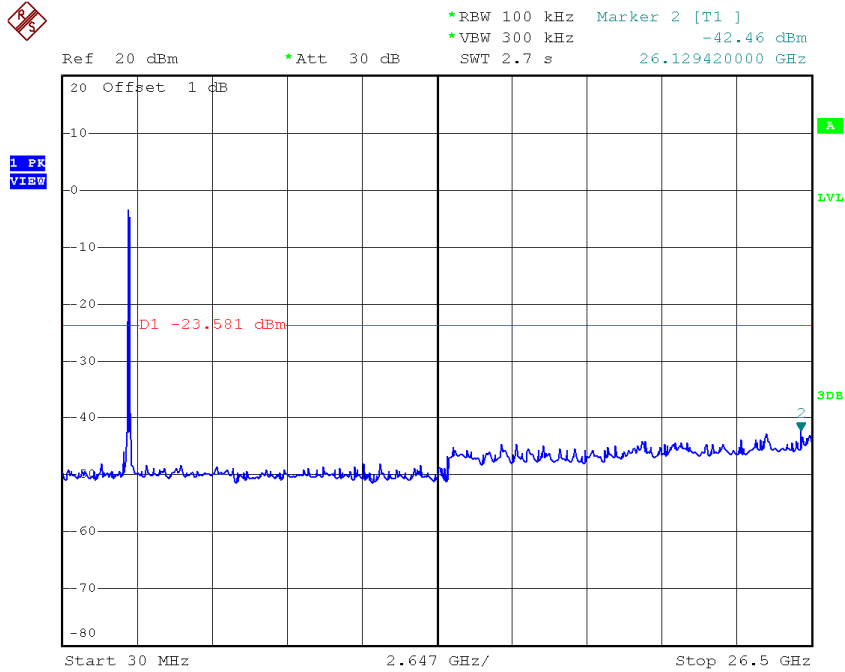
Date: 8.JUN.2015 20:46:21

TX HT20 mode CH11



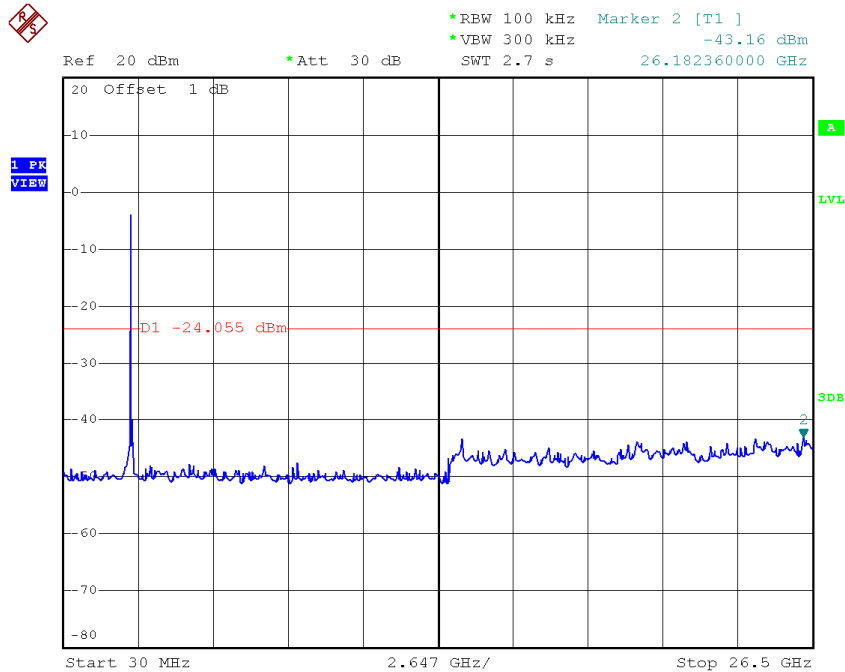
Date: 8.JUN.2015 20:49:50

TX HT20 mode CH01 (10 Harmonic of the frequency)



Date: 8.JUN.2015 20:46:13

TX HT20 mode CH06 (10 Harmonic of the frequency)

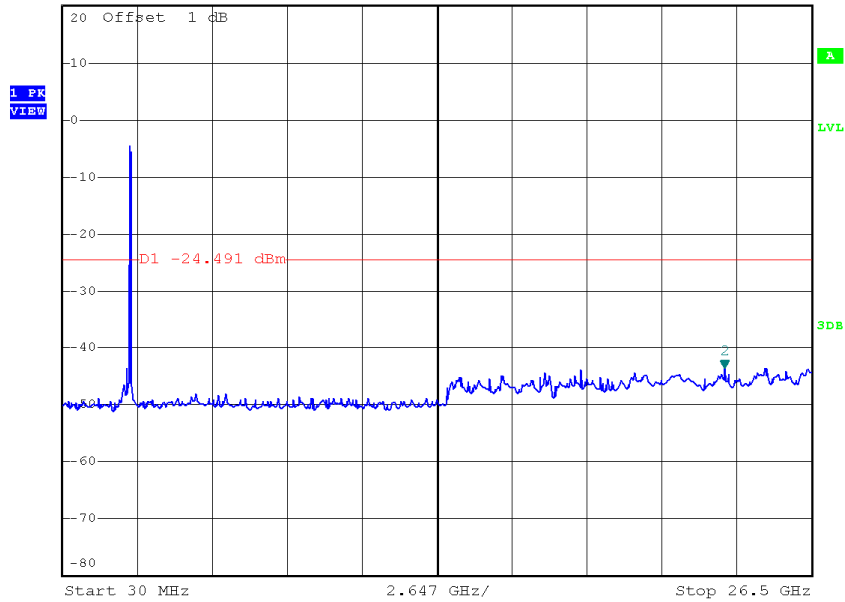


Date: 8.JUN.2015 20:47:58

TX HT20 mode CH11 (10 Harmonic of the frequency)



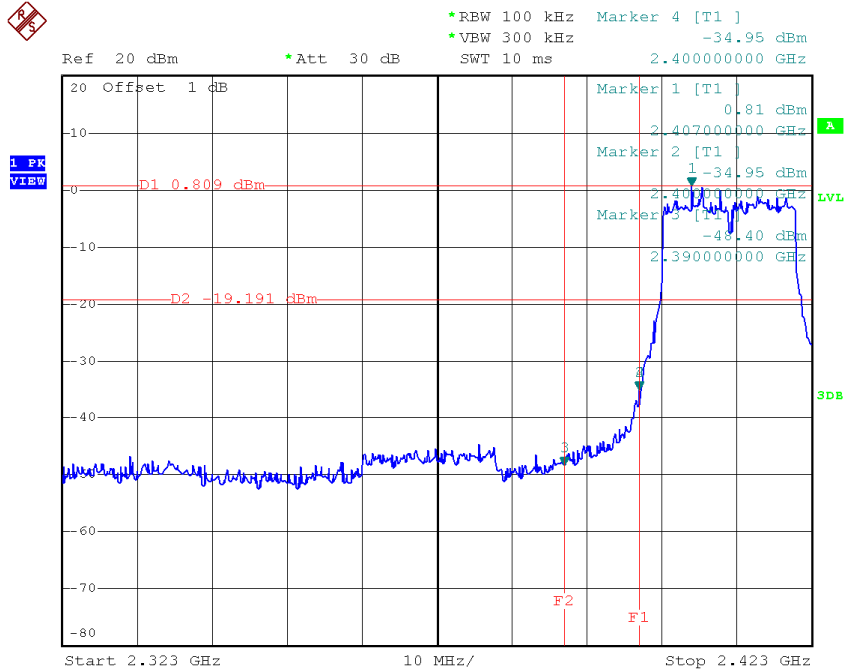
*REW 100 kHz Marker 2 [T1]
 *VBW 300 kHz -43.55 dBm
 Ref 20 dBm *Att 30 dB SWT 2.7 s 23.429480000 GHz



Date: 8.JUN.2015 20:49:42

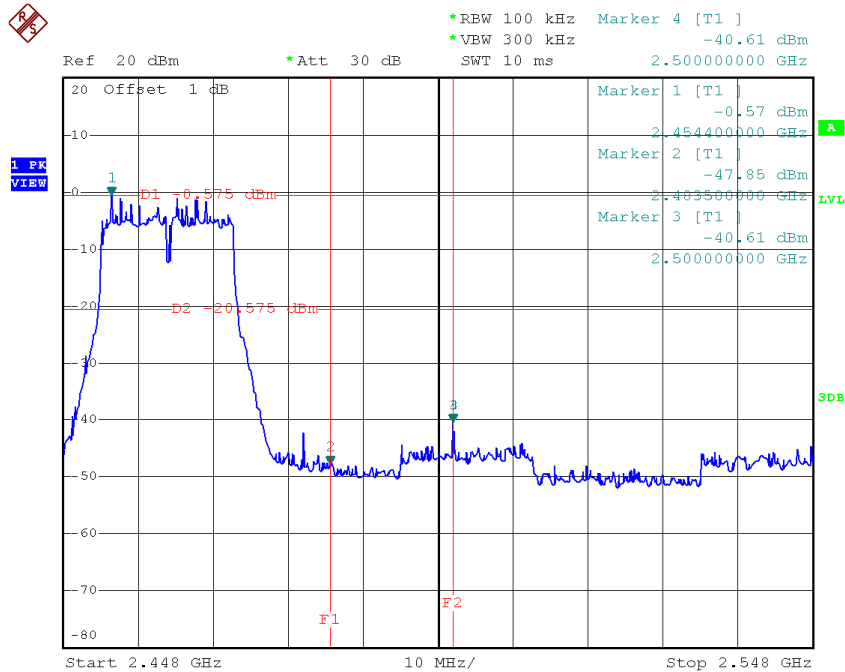
Test Mode :	TX N-20M Mode_ANT 2
--------------------	----------------------------

TX HT20 mode CH01



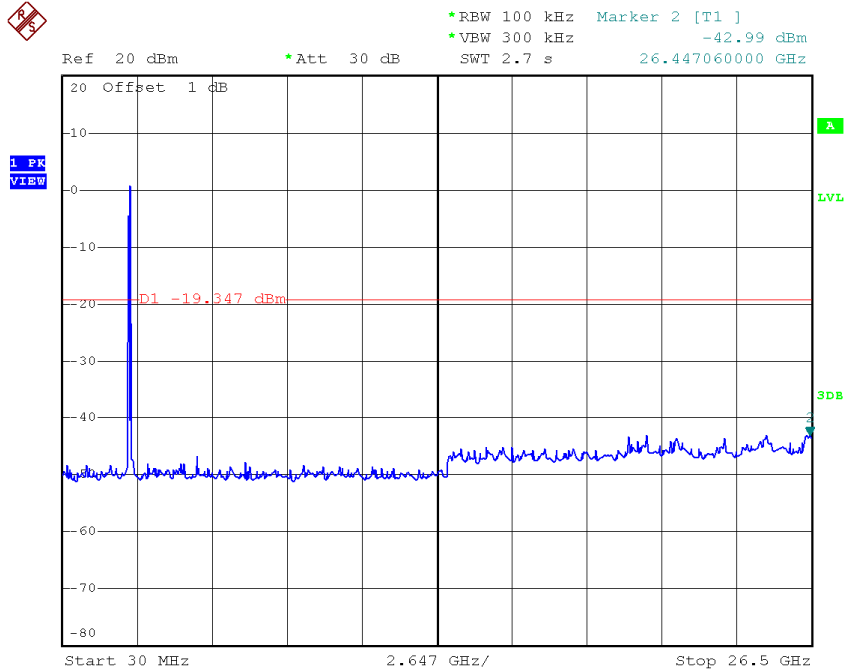
Date: 8.JUN.2015 20:51:30

TX HT20 mode CH11



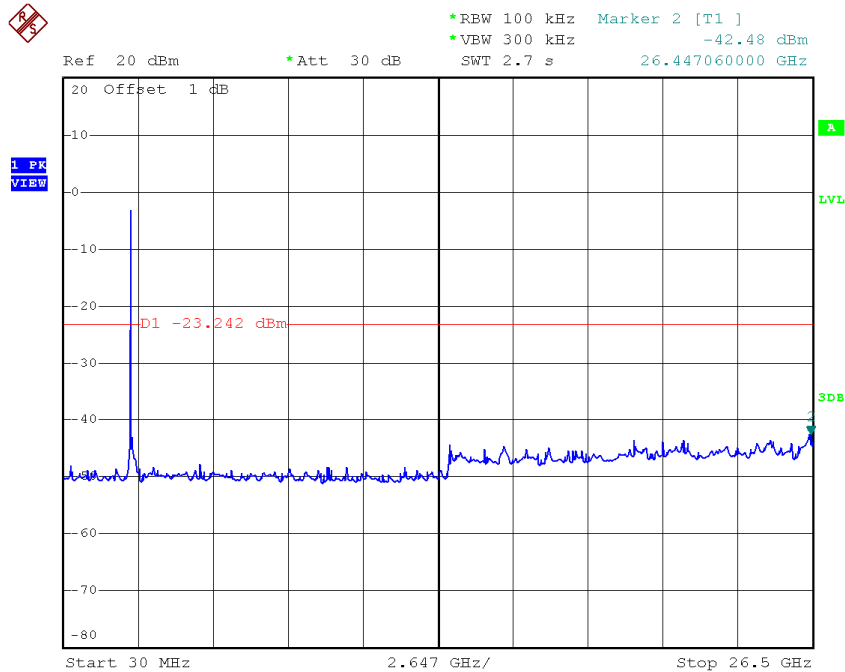
Date: 8.JUN.2015 20:58:36

TX HT20 mode CH01 (10 Harmonic of the frequency)



Date: 8.JUN.2015 20:51:22

TX HT20 mode CH06 (10 Harmonic of the frequency)

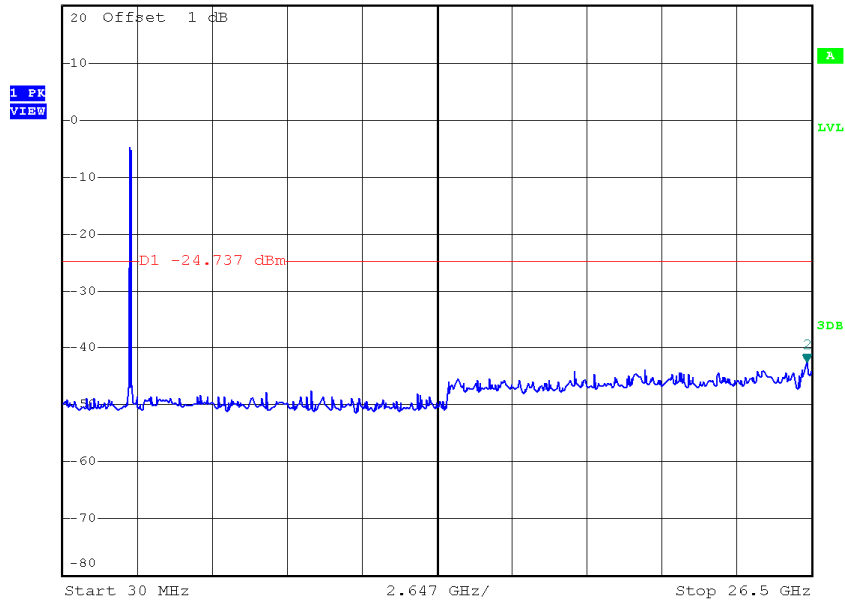


Date: 8.JUN.2015 20:52:40

TX HT20 mode CH11 (10 Harmonic of the frequency)



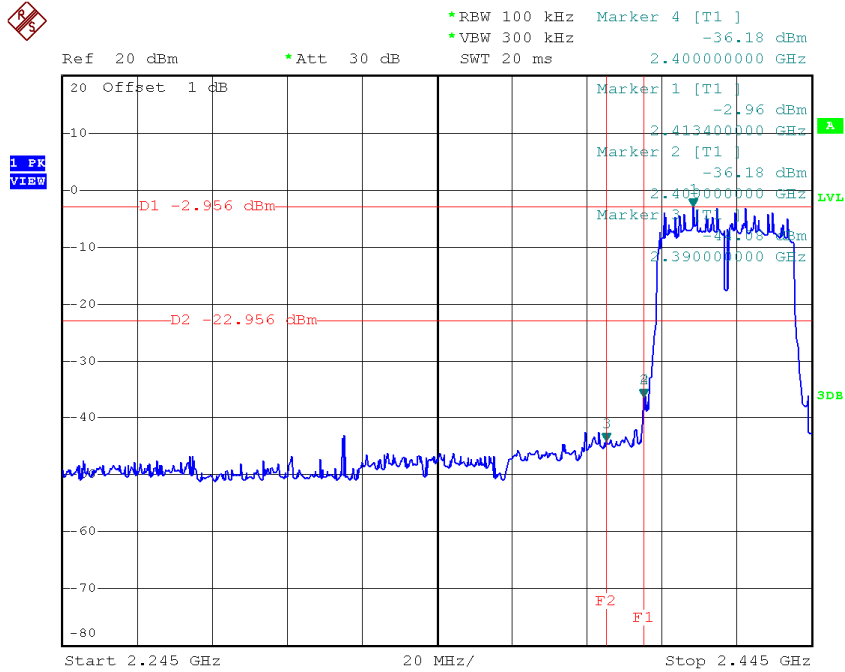
*REW 100 kHz Marker 2 [T1]
 *VBW 300 kHz -42.50 dBm
 Ref 20 dBm *Att 30 dB SWT 2.7 s 26.341180000 GHz



Date: 8.JUN.2015 20:58:28

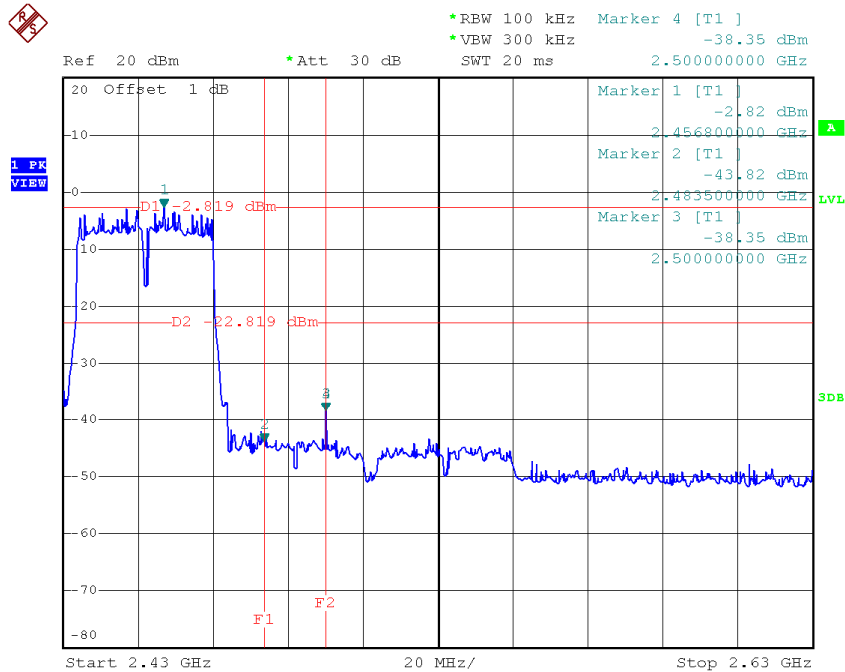
Test Mode :	TX N-40M Mode_ANT 1
--------------------	----------------------------

TX HT40 mode CH03



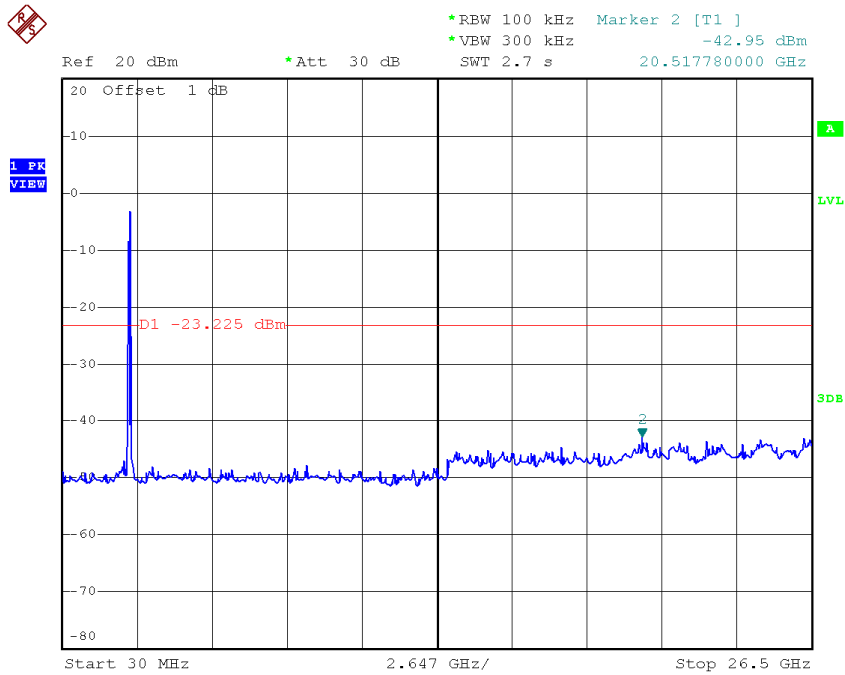
Date: 8.JUN.2015 21:00:56

TX HT40 mode CH09



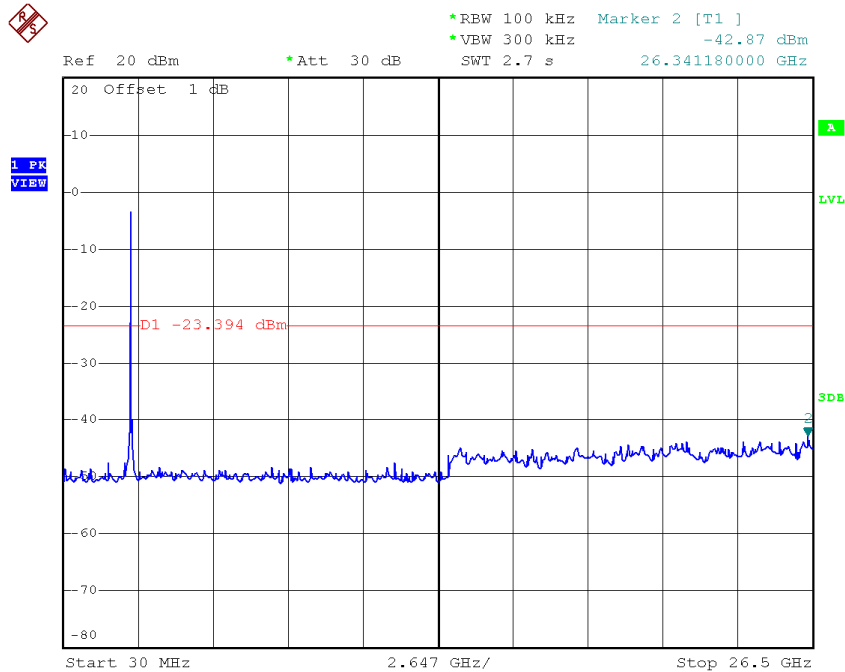
Date: 8.JUN.2015 21:04:49

TX HT40 mode CH03 (10 Harmonic of the frequency)



Date: 8.JUN.2015 21:00:49

TX HT40 mode CH06 (10 Harmonic of the frequency)

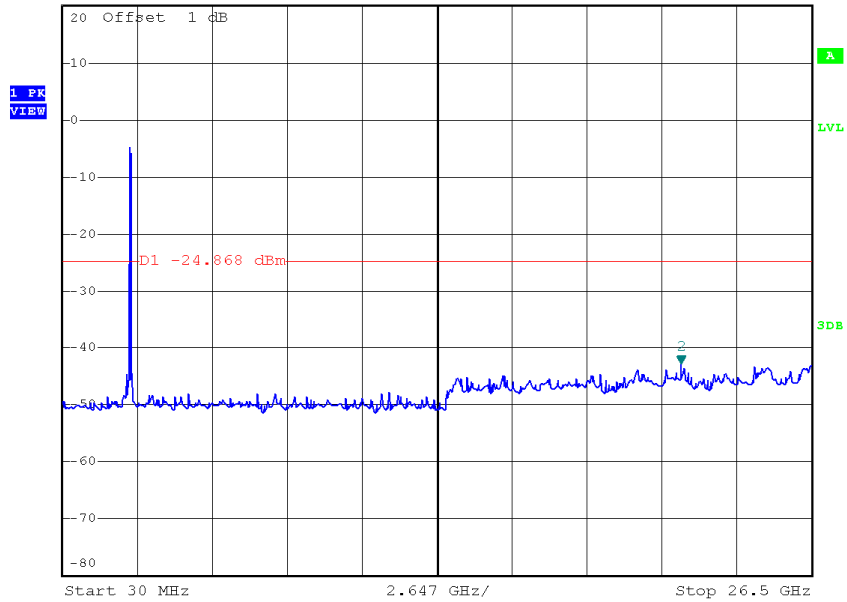


Date: 8.JUN.2015 21:03:32

TX HT40 mode CH09 (10 Harmonic of the frequency)



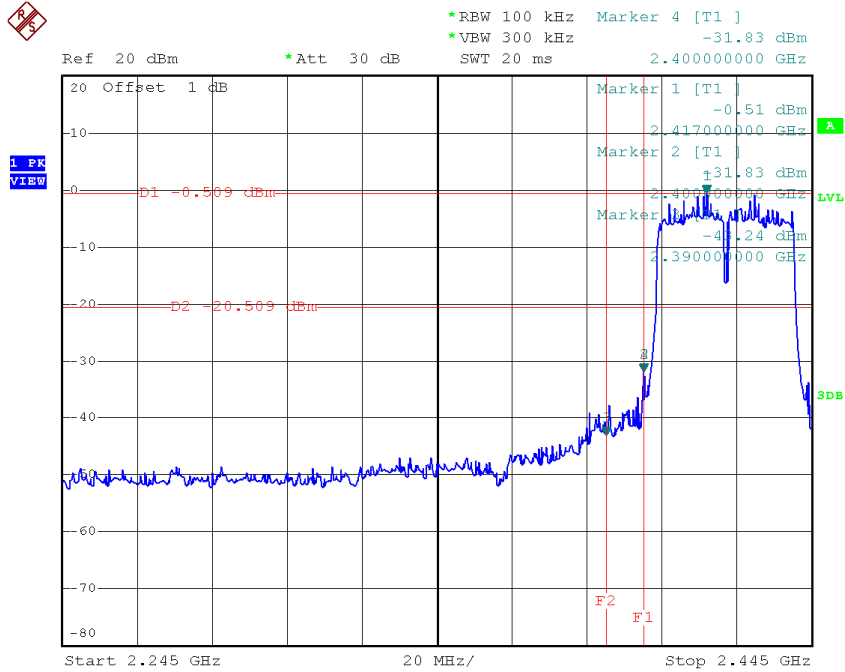
*REW 100 kHz Marker 2 [T1]
 *VBW 300 kHz -42.98 dBm
 Ref 20 dBm *Att 30 dB SWT 2.7 s 21.894220000 GHz



Date: 8.JUN.2015 21:04:42

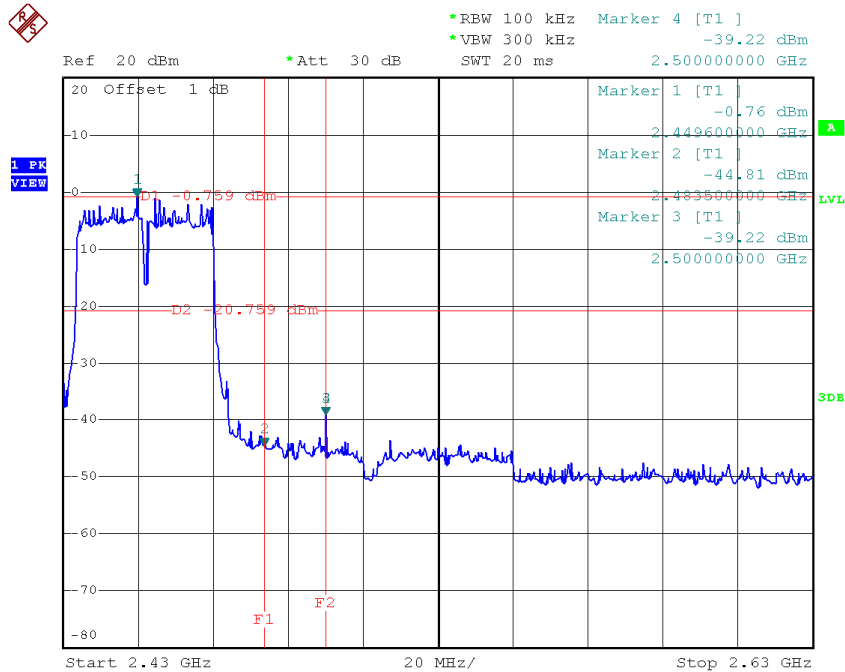
Test Mode :	TX N-40M Mode_ANT 2
--------------------	----------------------------

TX HT40 mode CH03



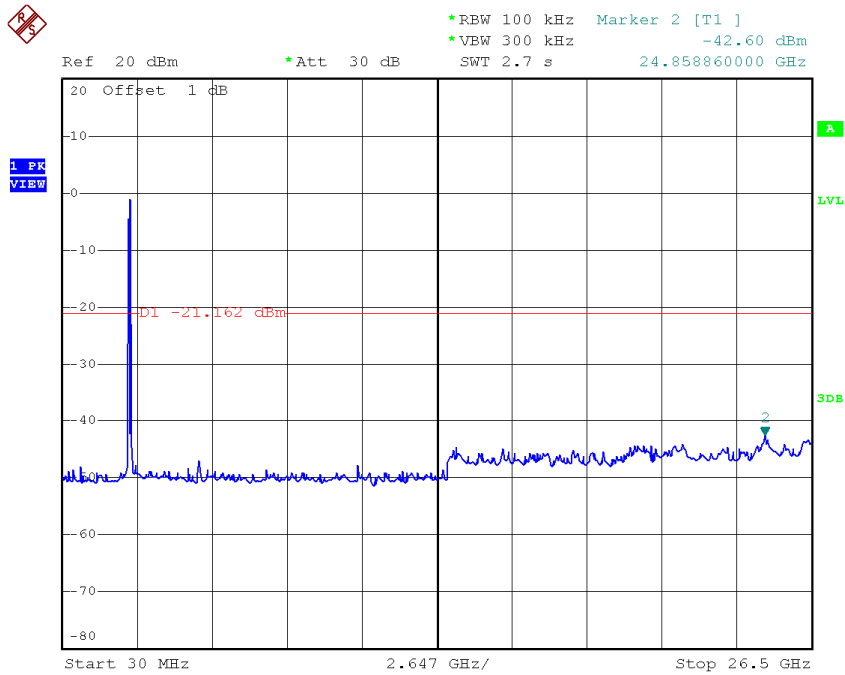
Date: 8.JUN.2015 21:07:04

TX HT40 mode CH09



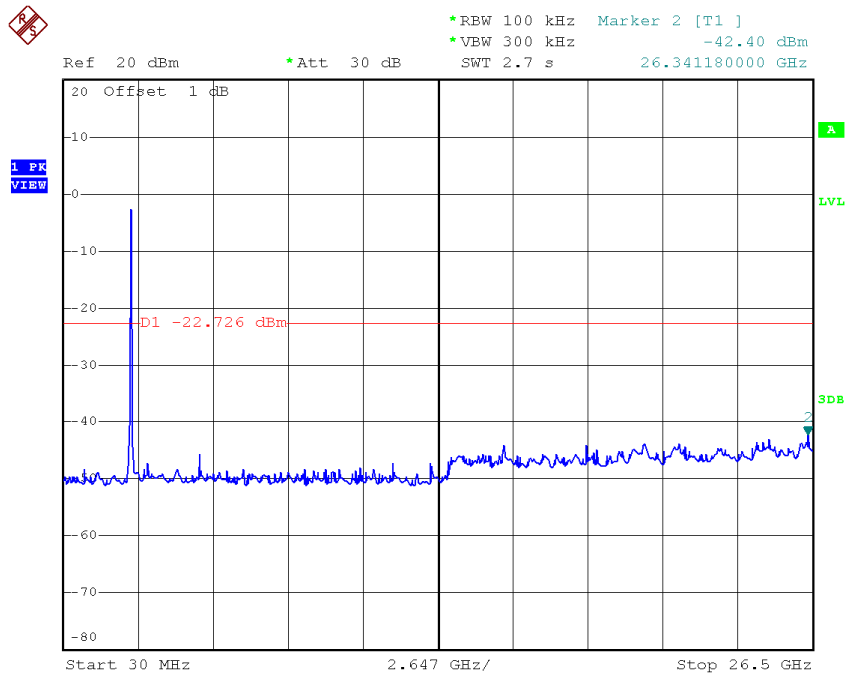
Date: 8.JUN.2015 21:09:29

TX HT40 mode CH03 (10 Harmonic of the frequency)



Date: 8.JUN.2015 21:06:57

TX HT40 mode CH06 (10 Harmonic of the frequency)



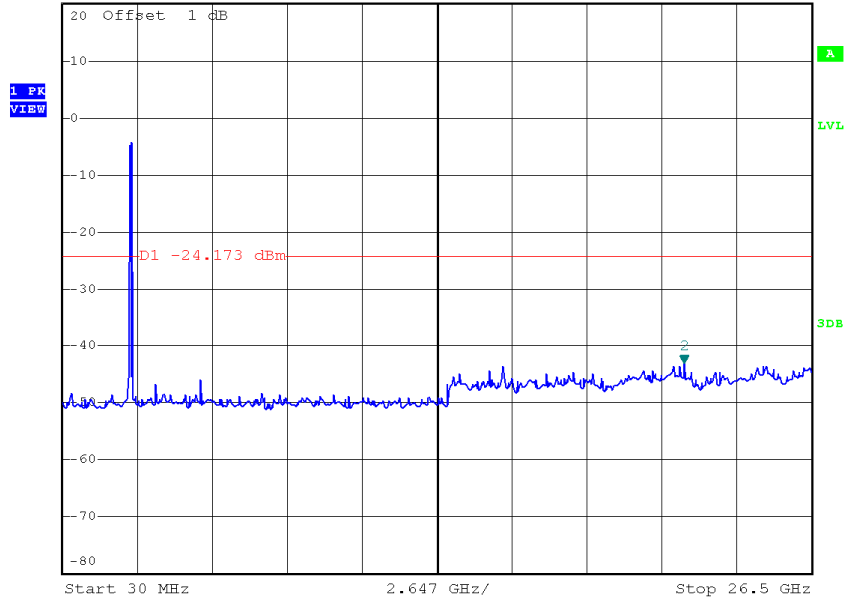
Date: 8.JUN.2015 21:08:12

TX HT40 mode CH09 (10 Harmonic of the frequency)



*REW 100 kHz Marker 2 [T1]
 *VBW 300 kHz -43.01 dBm

Ref 20 dBm *Att 30 dB SWT 2.7 s 22.000100000 GHz



Date: 8.JUN.2015 21:09:22

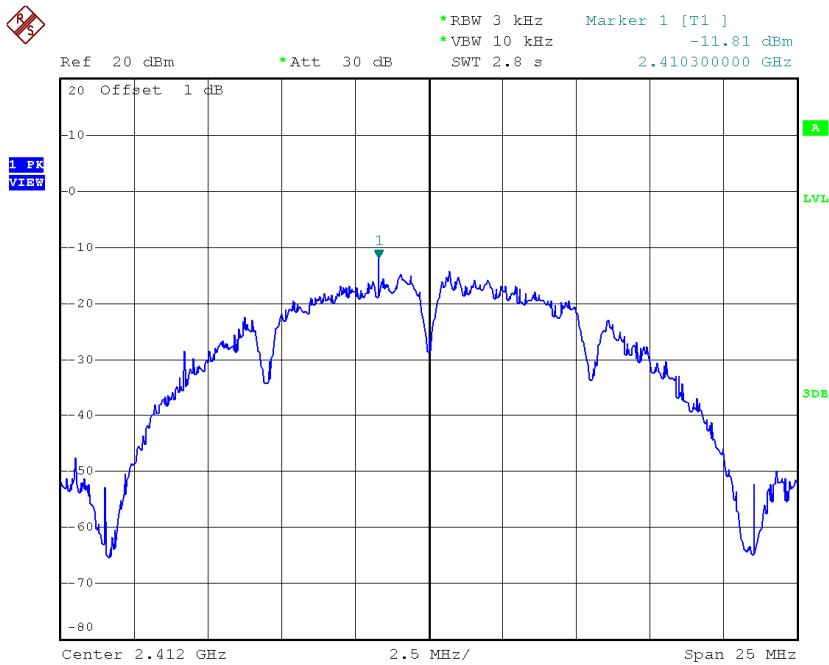
ATTACHMENT H - POWER SPECTRAL DENSITY

Internal antenna

Test Mode :TX B Mode_CH01/06/11

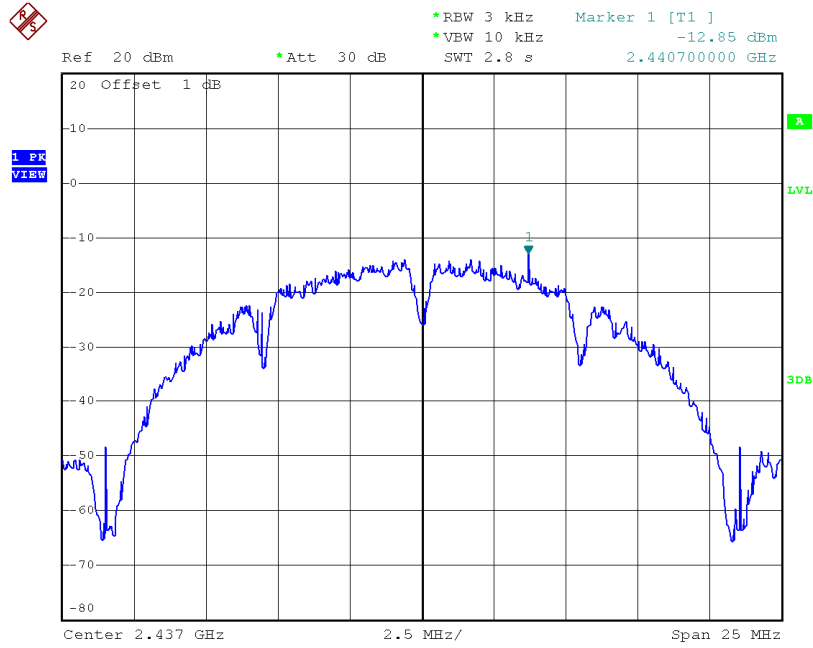
Frequency (MHz)	Power Density (dBm/3kHz)	Power Density (mW/3kHz)	Max. Limit (dBm/3kHz)	Result
2412	-11.81	0.07	8.00	Complies
2437	-12.85	0.05	8.00	Complies
2462	-10.77	0.08	8.00	Complies

TX CH01



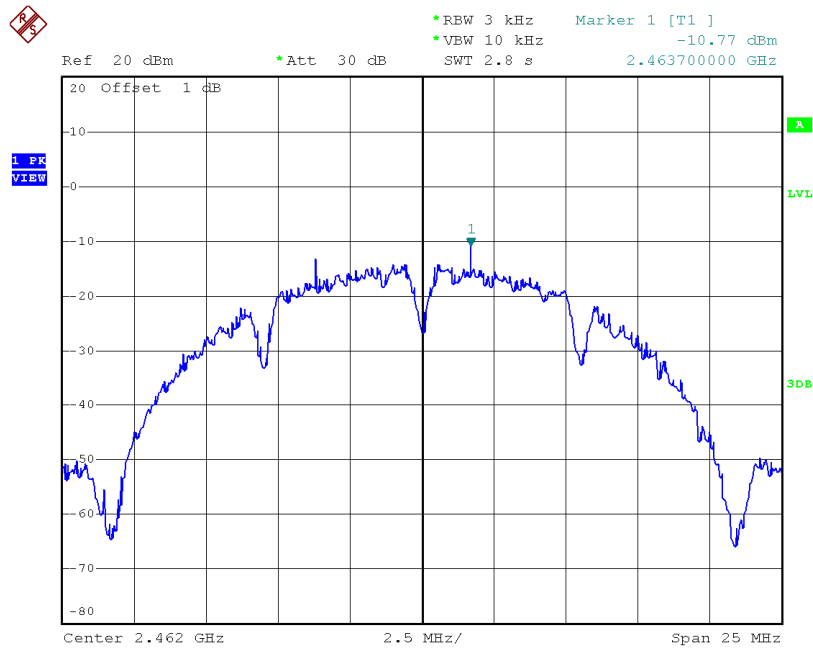
Date: 8.JUN.2015 15:46:51

TX CH06



Date: 8.JUN.2015 15:48:07

TX CH11

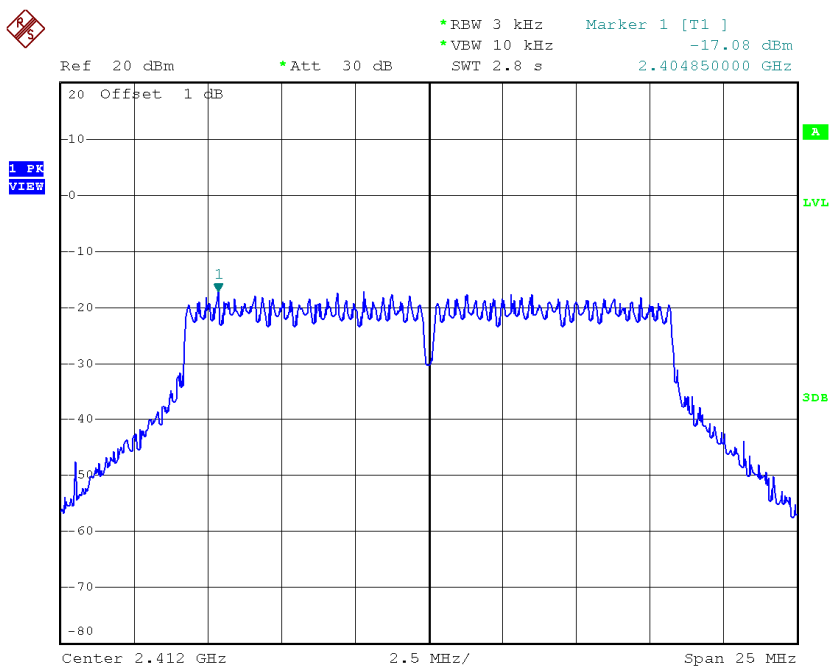


Date: 8.JUN.2015 15:50:43

Test Mode :TX G Mode_CH01/06/11

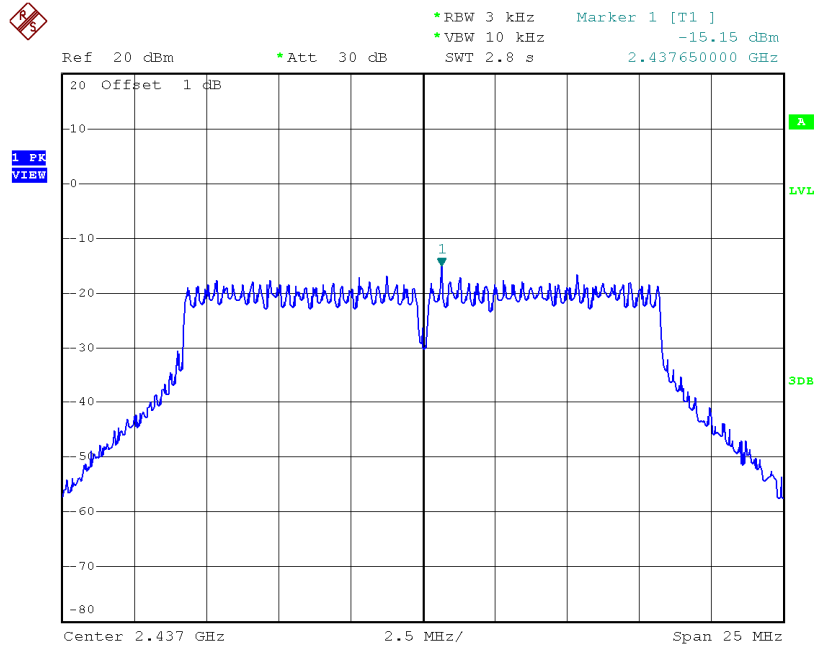
Frequency (MHz)	Power Density (dBm/3kHz)	Power Density (mW/3kHz)	Max. Limit (dBm/3kHz)	Result
2412	-17.08	0.02	8.00	Complies
2437	-15.15	0.03	8.00	Complies
2462	-14.02	0.04	8.00	Complies

TX CH01



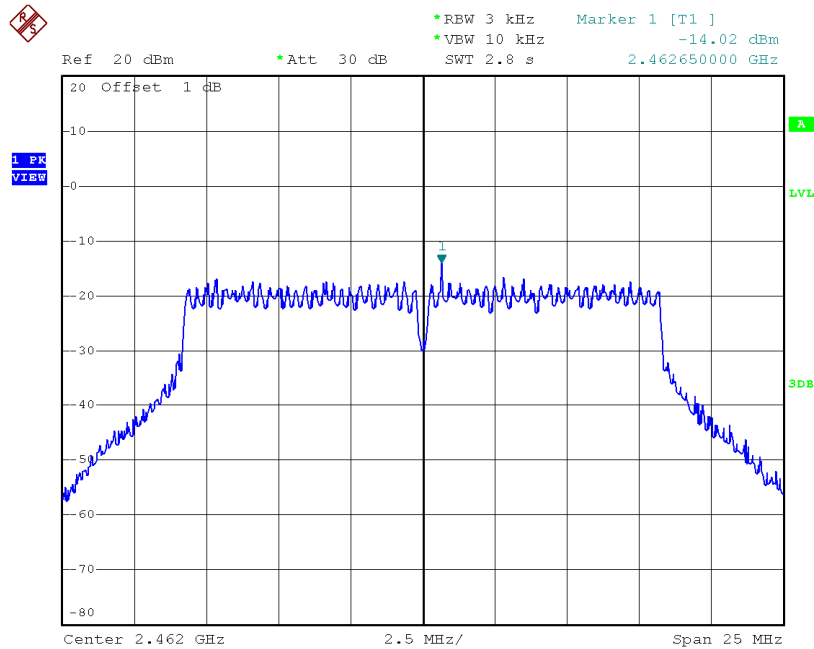
Date: 8.JUN.2015 15:52:56

TX CH06



Date: 8.JUN.2015 15:54:06

TX CH11

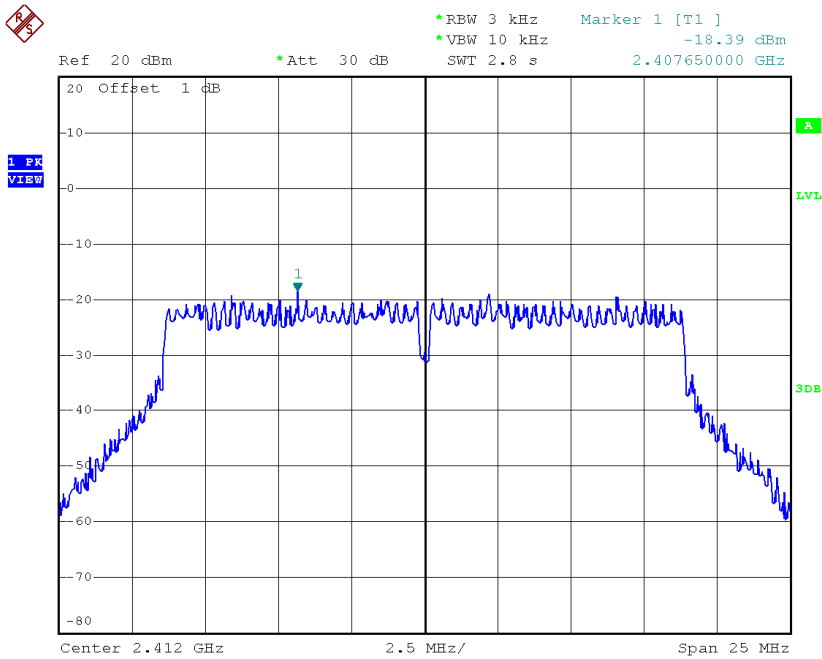


Date: 8.JUN.2015 15:55:21

Test Mode : TX N-20M Mode_CH01/06/11_ANT 1

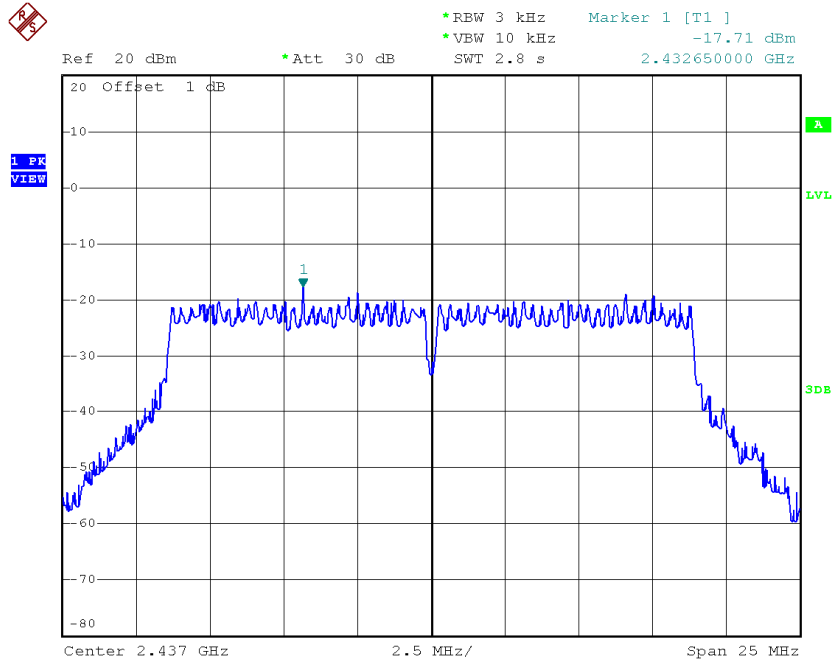
Frequency (MHz)	Power Density (dBm/3kHz)	Power Density (mW/3kHz)	Max. Limit (dBm/3kHz)	Result
2412	-18.39	0.01	8.00	Complies
2437	-17.71	0.02	8.00	Complies
2462	-18.56	0.01	8.00	Complies

TX CH01



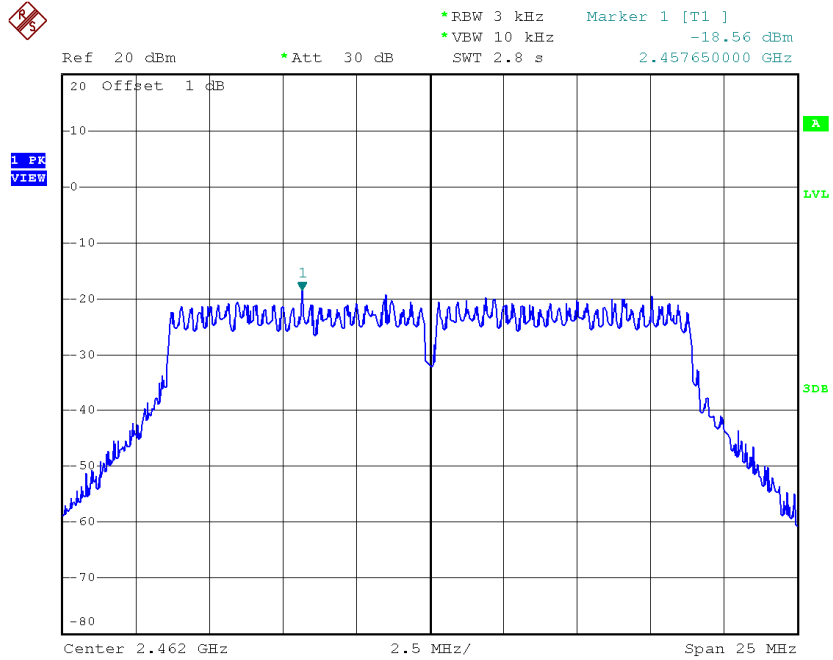
Date: 8.JUN.2015 15:57:21

TX CH06



Date: 8.JUN.2015 15:58:43

TX CH11

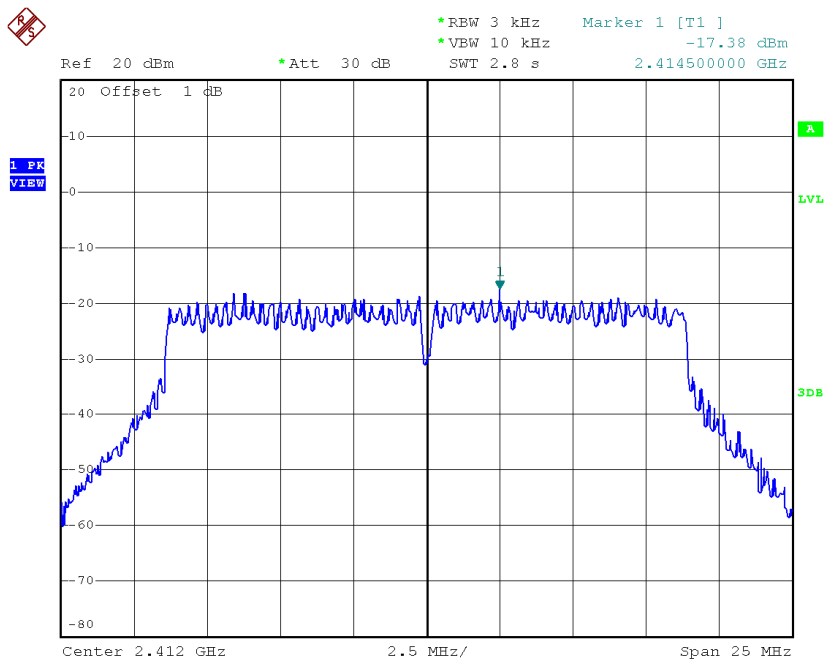


Date: 8.JUN.2015 16:00:10

Test Mode : TX N-20M Mode_CH01/06/11_ANT 2

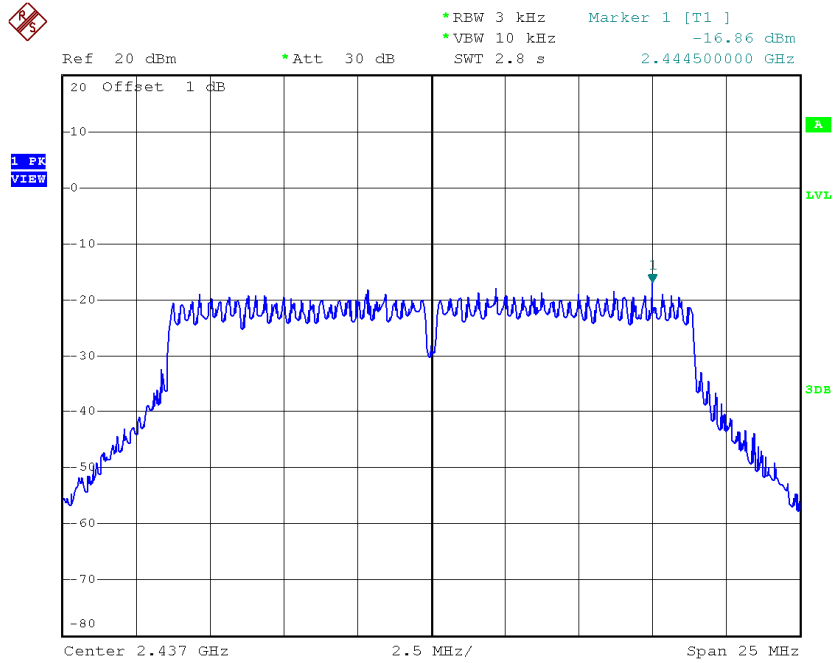
Frequency (MHz)	Power Density (dBm/3kHz)	Power Density (mW/3kHz)	Max. Limit (dBm/3kHz)	Result
2412	-17.38	0.02	8.00	Complies
2437	-16.86	0.02	8.00	Complies
2462	-17.33	0.02	8.00	Complies

TX CH01



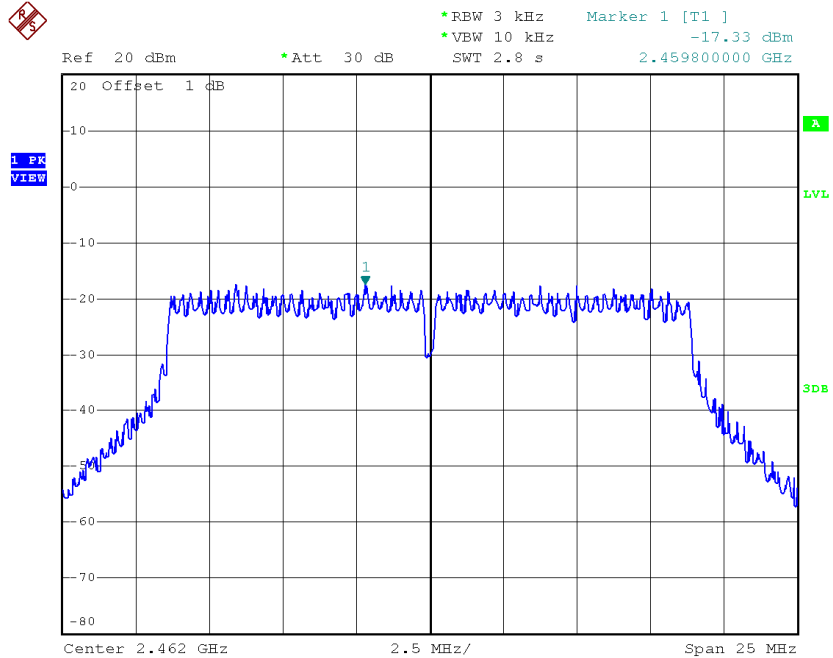
Date: 8.JUN.2015 16:02:04

TX CH06



Date: 8.JUN.2015 16:03:06

TX CH11



Date: 8.JUN.2015 16:04:38

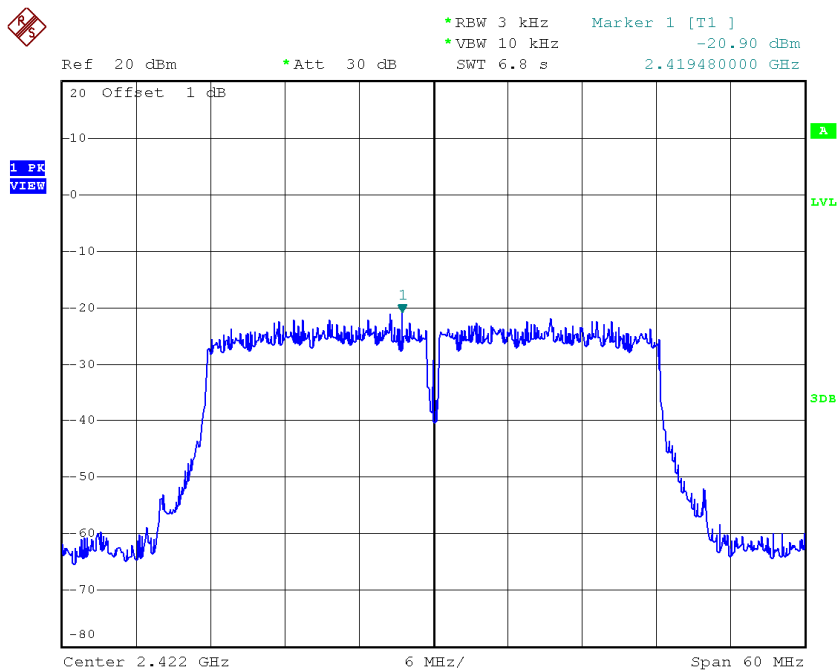
Test Mode : TX N-20M Mode_CH01/06/11_Total

Frequency (MHz)	Power Density (dBm/3kHz)	Power Density (mW/3kHz)	Max. Limit (dBm/3kHz)	Result
2412	-14.85	0.03	8.00	Complies
2437	-14.25	0.04	8.00	Complies
2462	-14.89	0.03	8.00	Complies

Test Mode : TX N-40M Mode_CH03/06/09_ANT 1

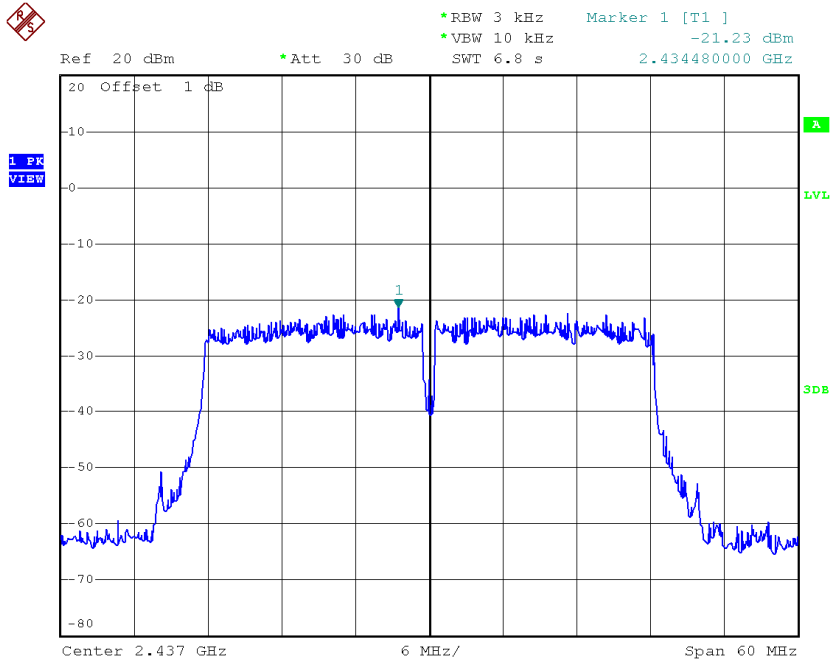
Frequency (MHz)	Power Density (dBm/3kHz)	Power Density (mW/3kHz)	Max. Limit (dBm/3kHz)	Result
2422	-20.90	0.01	8.00	Complies
2437	-21.23	0.01	8.00	Complies
2452	-22.53	0.01	8.00	Complies

TX CH03



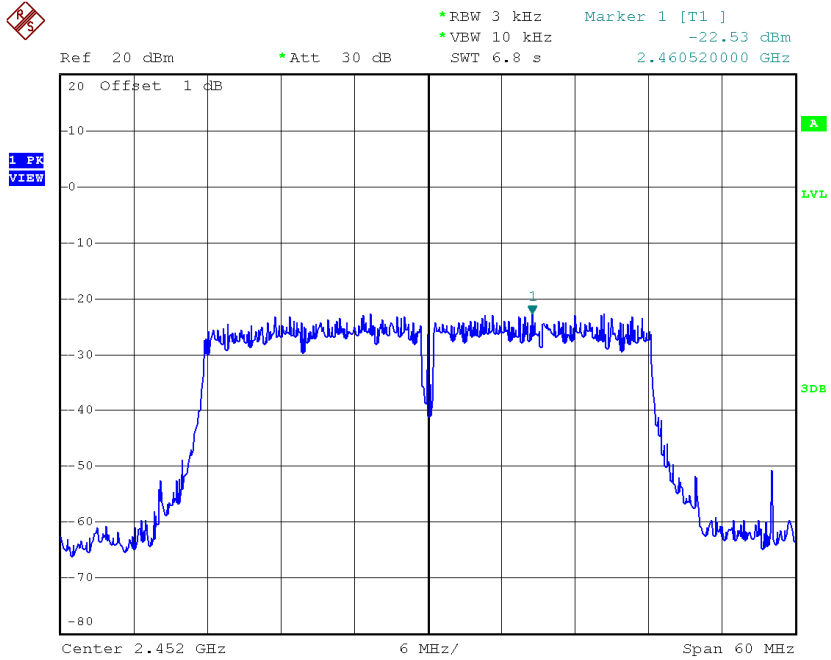
Date: 8.JUN.2015 16:07:38

TX CH06



Date: 8.JUN.2015 16:08:55

TX CH09

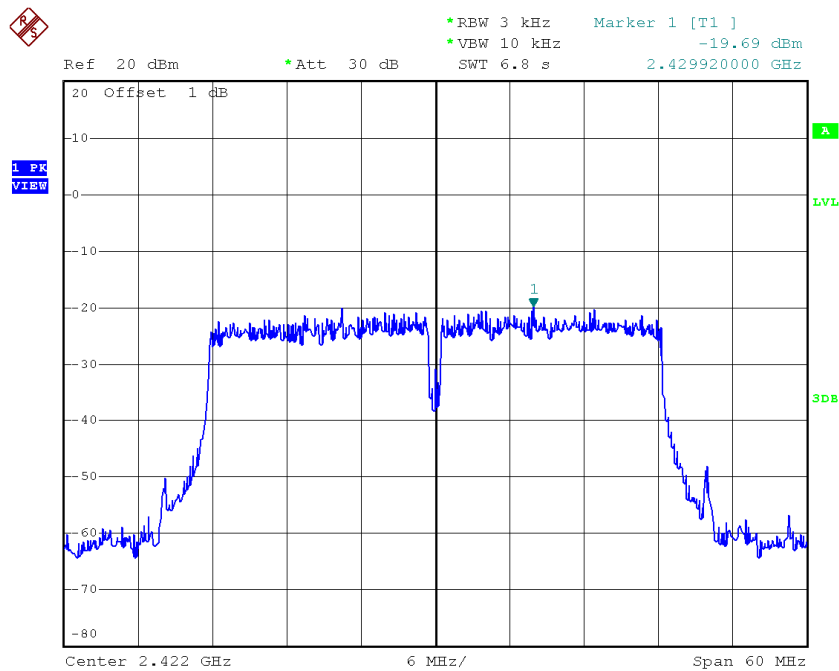


Date: 8.JUN.2015 16:10:19

Test Mode : TX N-40M Mode_CH03/06/09_ANT 2

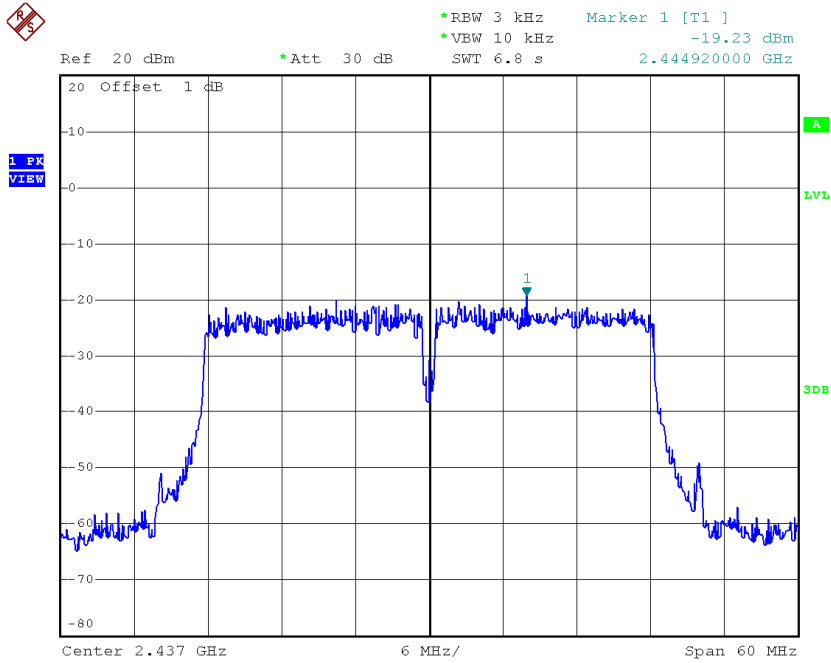
Frequency (MHz)	Power Density (dBm/3kHz)	Power Density (mW/3kHz)	Max. Limit (dBm/3kHz)	Result
2422	-19.69	0.01	8.00	Complies
2437	-19.23	0.01	8.00	Complies
2452	-19.43	0.01	8.00	Complies

TX CH03



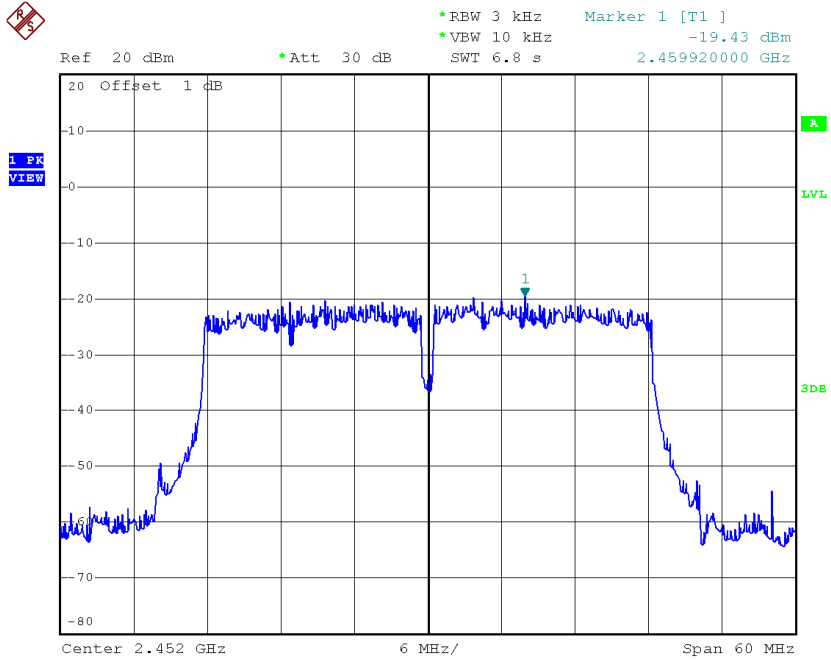
Date: 8.JUN.2015 16:11:52

TX CH06



Date: 8.JUN.2015 16:12:55

TX CH09



Date: 8.JUN.2015 16:15:12

Test Mode : TX N-40M Mode_CH03/06/09_Total

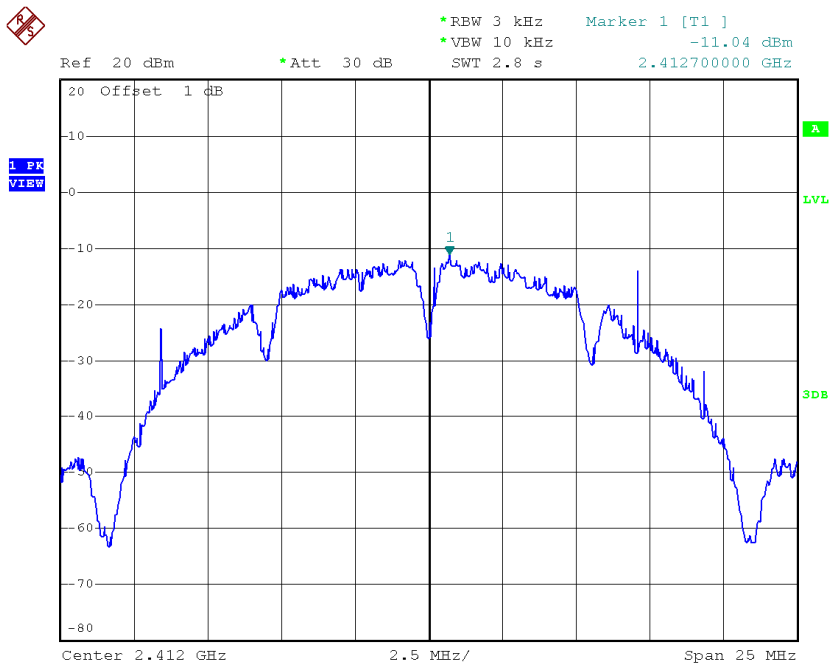
Frequency (MHz)	Power Density (dBm/3kHz)	Power Density (mW/3kHz)	Max. Limit (dBm/3kHz)	Result
2422	-17.24	0.02	8.00	Complies
2437	-17.11	0.02	8.00	Complies
2452	-17.70	0.02	8.00	Complies

External antenna

Test Mode :TX B Mode_CH01/06/11

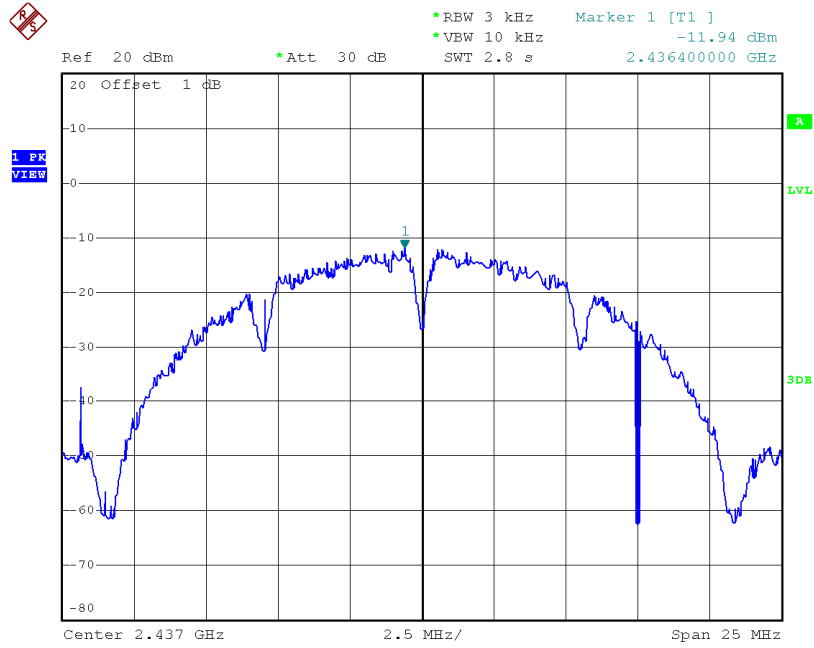
Frequency (MHz)	Power Density (dBm/3kHz)	Power Density (mW/3kHz)	Max. Limit (dBm/3kHz)	Result
2412	-11.04	0.08	8.00	Complies
2437	-11.94	0.06	8.00	Complies
2462	-11.58	0.07	8.00	Complies

TX CH01



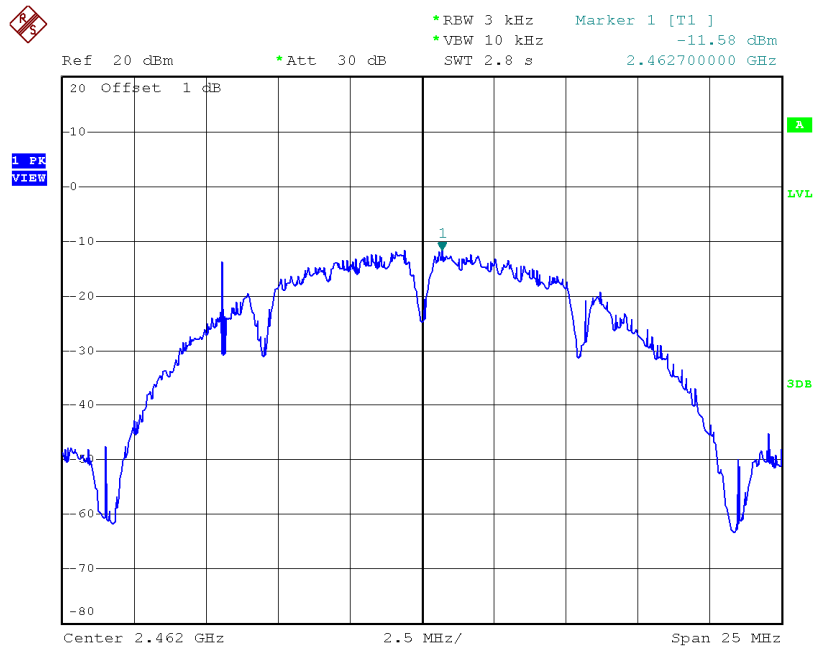
Date: 8.JUN.2015 20:33:55

TX CH06



Date: 8.JUN.2015 20:35:44

TX CH11

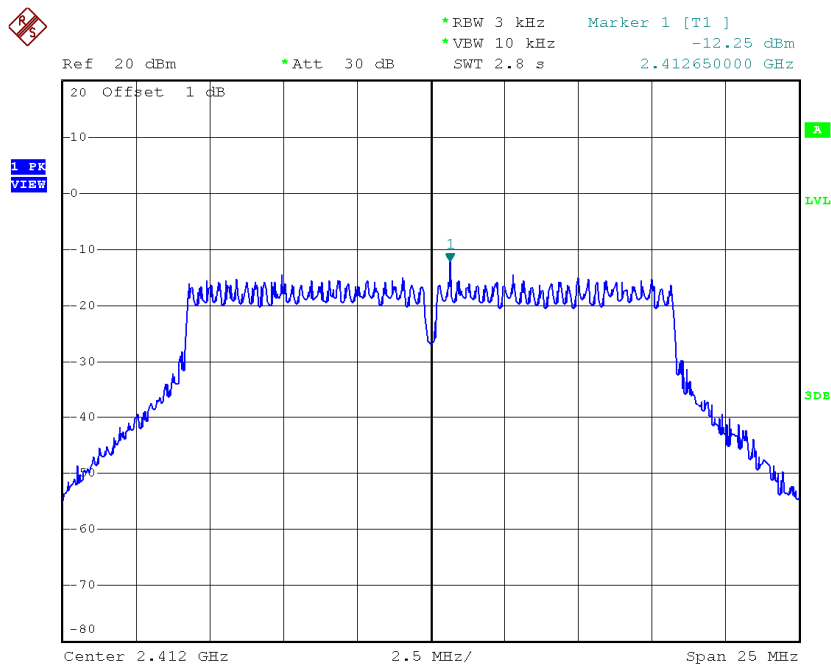


Date: 8.JUN.2015 20:38:44

Test Mode :TX G Mode_CH01/06/11

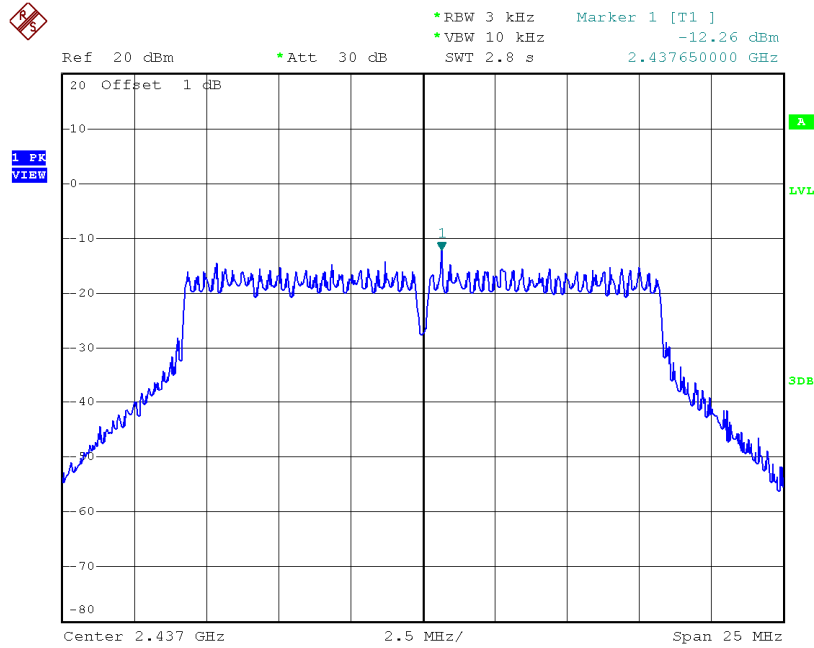
Frequency (MHz)	Power Density (dBm/3kHz)	Power Density (mW/3kHz)	Max. Limit (dBm/3kHz)	Result
2412	-12.25	0.06	8.00	Complies
2437	-12.26	0.06	8.00	Complies
2462	-12.03	0.06	8.00	Complies

TX CH01



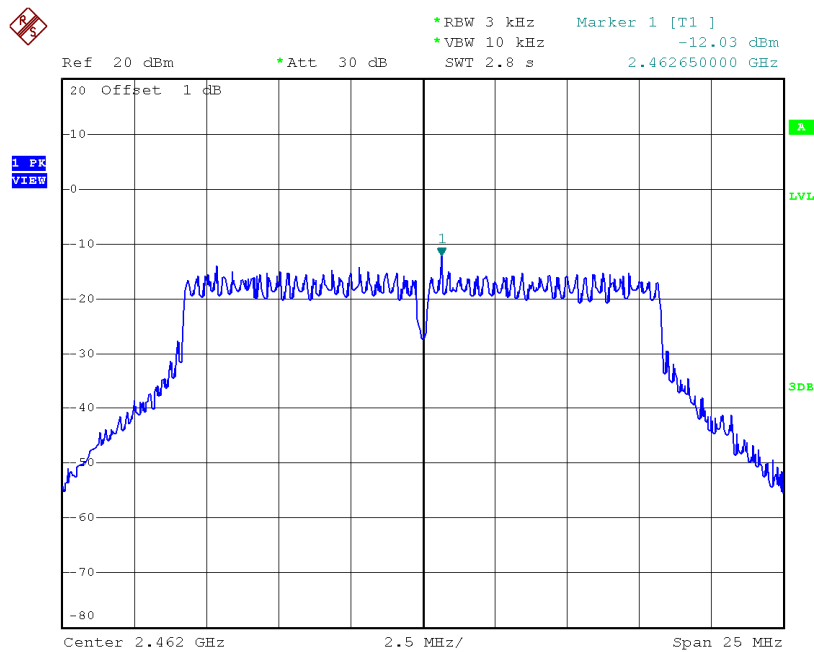
Date: 8.JUN.2015 20:40:21

TX CH06



Date: 8.JUN.2015 20:41:33

TX CH11

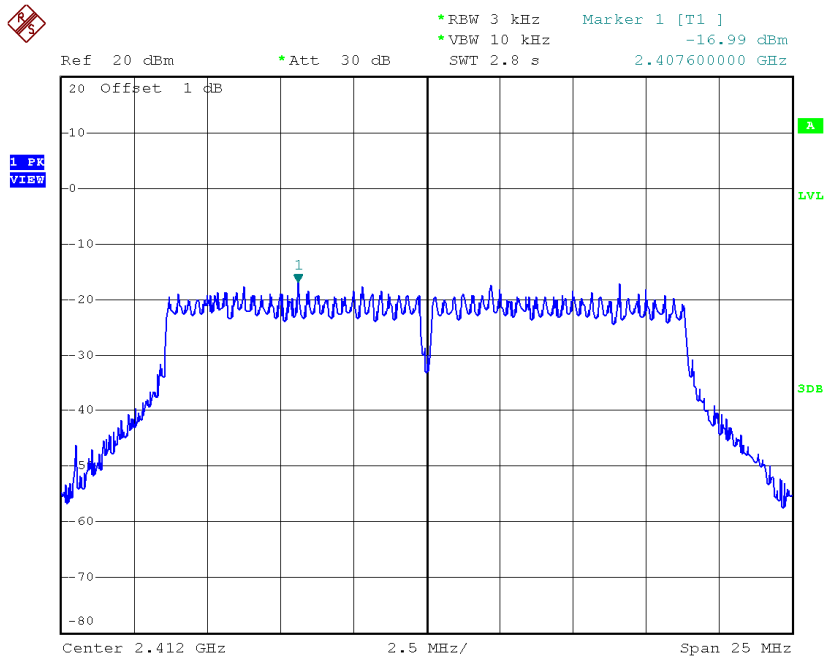


Date: 8.JUN.2015 20:42:49

Test Mode : TX N-20M Mode_CH01/06/11_ANT 1

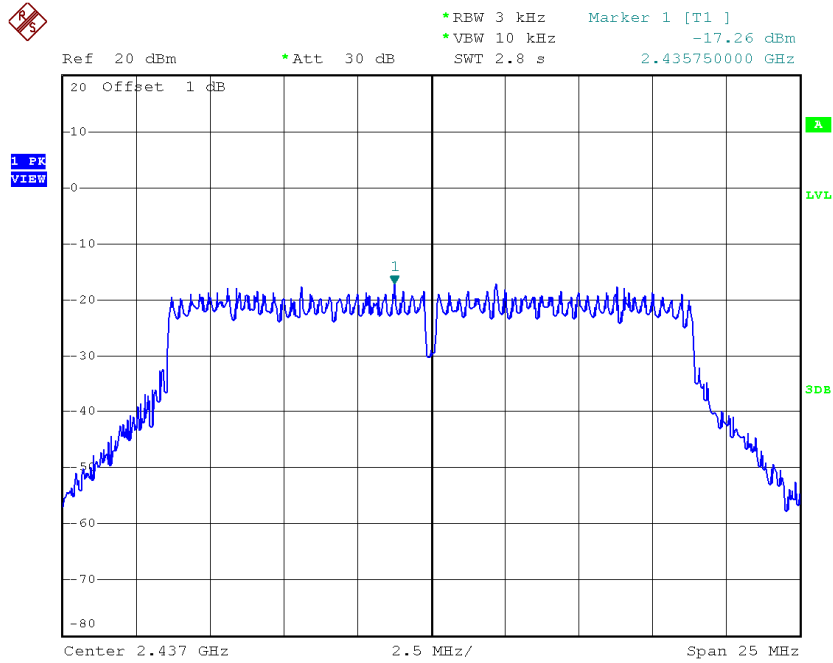
Frequency (MHz)	Power Density (dBm/3kHz)	Power Density (mW/3kHz)	Max. Limit (dBm/3kHz)	Result
2412	-16.99	0.02	8.00	Complies
2437	-17.26	0.02	8.00	Complies
2462	-17.81	0.02	8.00	Complies

TX CH01



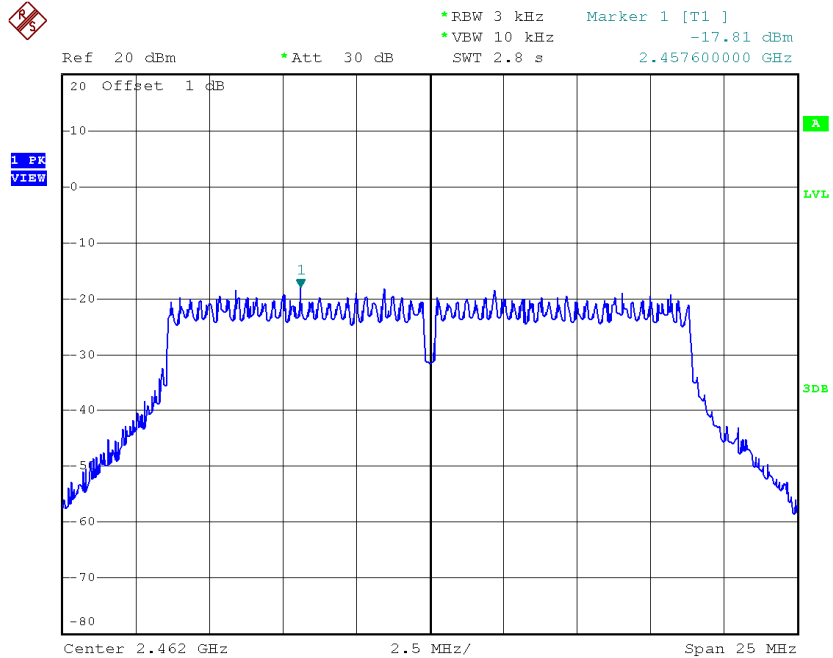
Date: 8.JUN.2015 20:46:31

TX CH06



Date: 8.JUN.2015 20:48:07

TX CH11

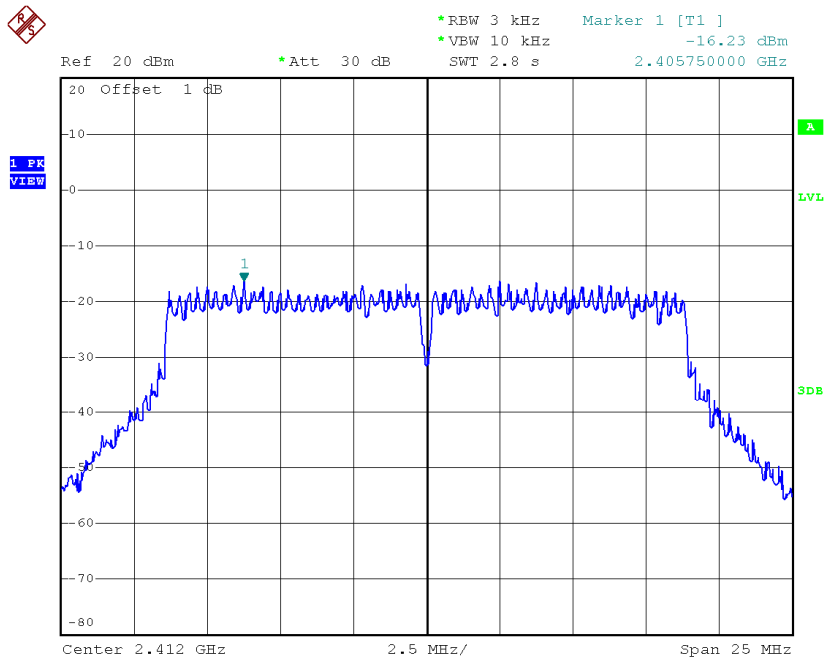


Date: 8.JUN.2015 20:49:59

Test Mode : TX N-20M Mode_CH01/06/11_ANT 2

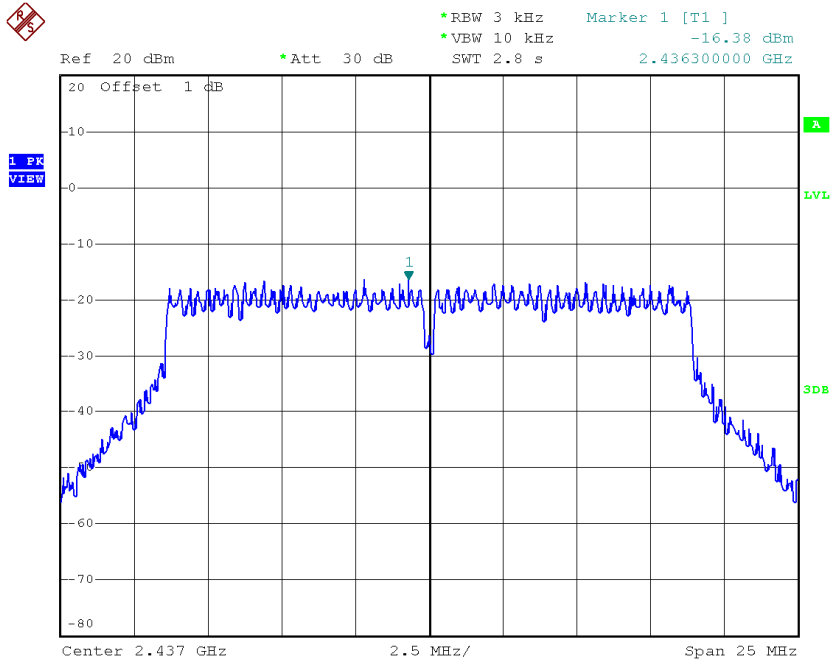
Frequency (MHz)	Power Density (dBm/3kHz)	Power Density (mW/3kHz)	Max. Limit (dBm/3kHz)	Result
2412	-16.23	0.02	8.00	Complies
2437	-16.38	0.02	8.00	Complies
2462	-18.39	0.01	8.00	Complies

TX CH01



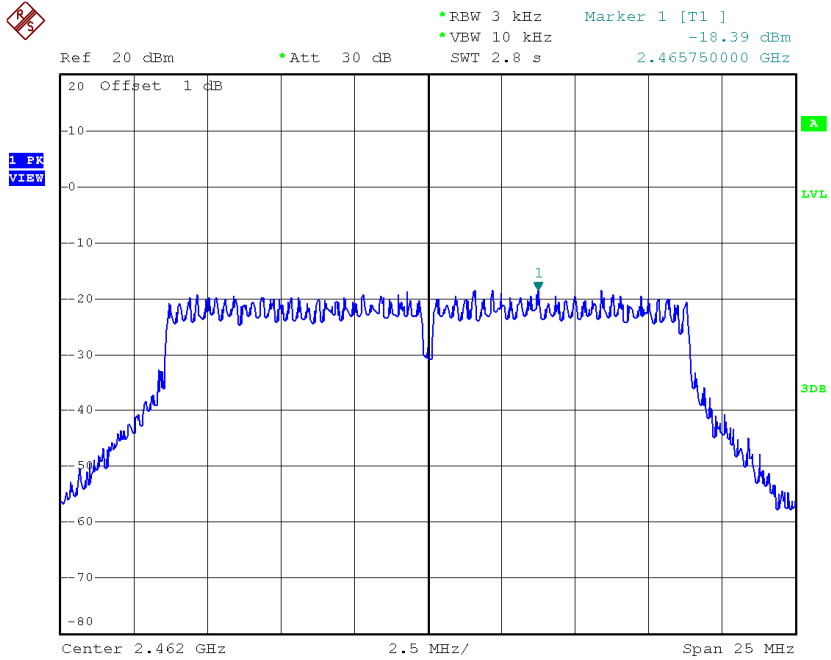
Date: 8.JUN.2015 20:51:39

TX CH06



Date: 8.JUN.2015 20:52:49

TX CH11



Date: 8.JUN.2015 20:58:45

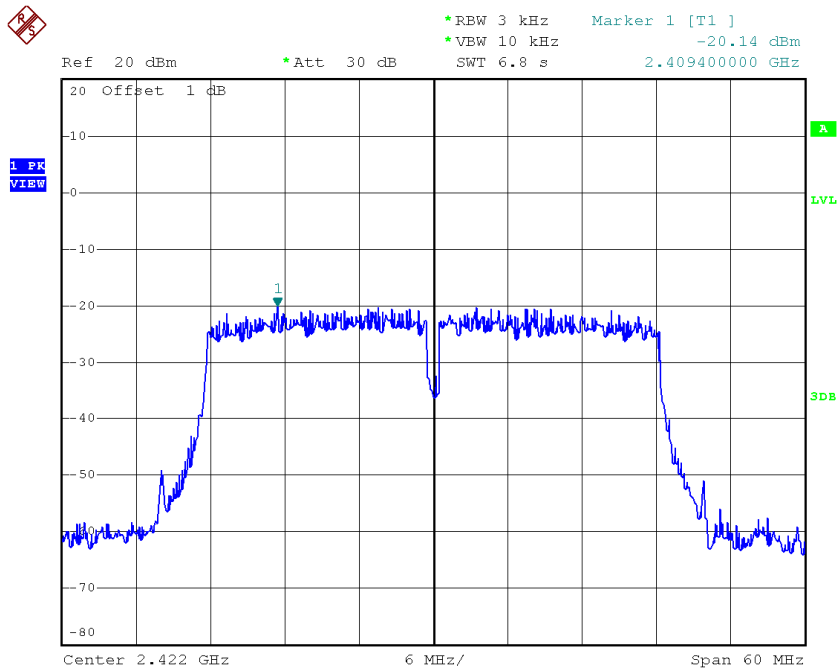
Test Mode : TX N-20M Mode_CH01/06/11_Total

Frequency (MHz)	Power Density (dBm/3kHz)	Power Density (mW/3kHz)	Max. Limit (dBm/3kHz)	Result
2412	-13.58	0.04	8.00	Complies
2437	-13.79	0.04	8.00	Complies
2462	-15.08	0.03	8.00	Complies

Test Mode : TX N-40M Mode_CH03/06/09_ANT 1

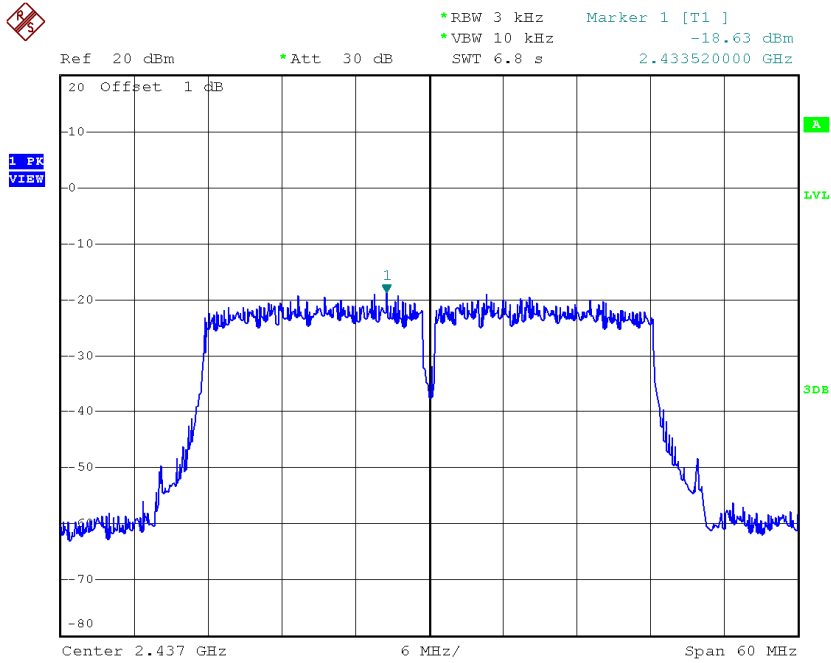
Frequency (MHz)	Power Density (dBm/3kHz)	Power Density (mW/3kHz)	Max. Limit (dBm/3kHz)	Result
2422	-20.14	0.01	8.00	Complies
2437	-18.63	0.01	8.00	Complies
2452	-18.70	0.01	8.00	Complies

TX CH03



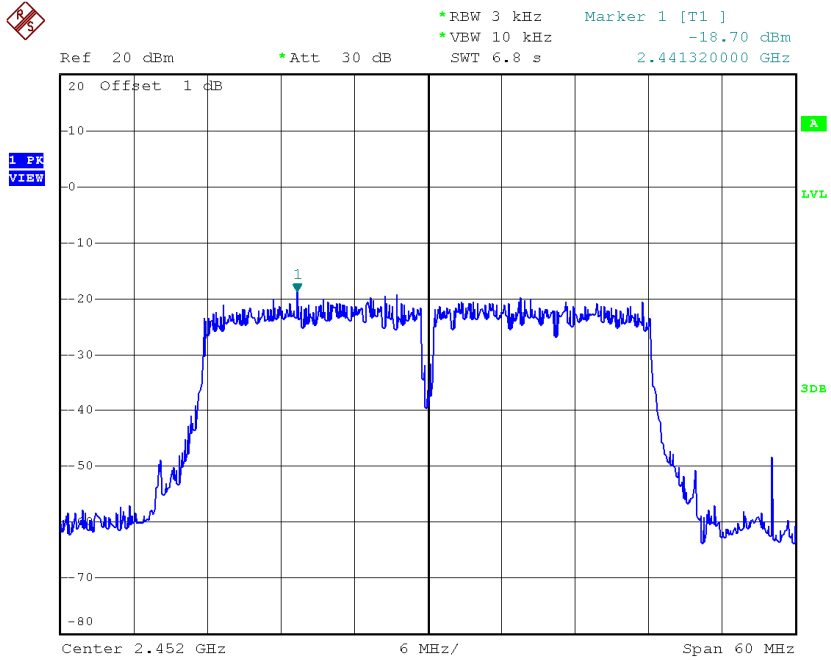
Date: 8.JUN.2015 21:01:08

TX CH06



Date: 8.JUN.2015 21:03:44

TX CH09

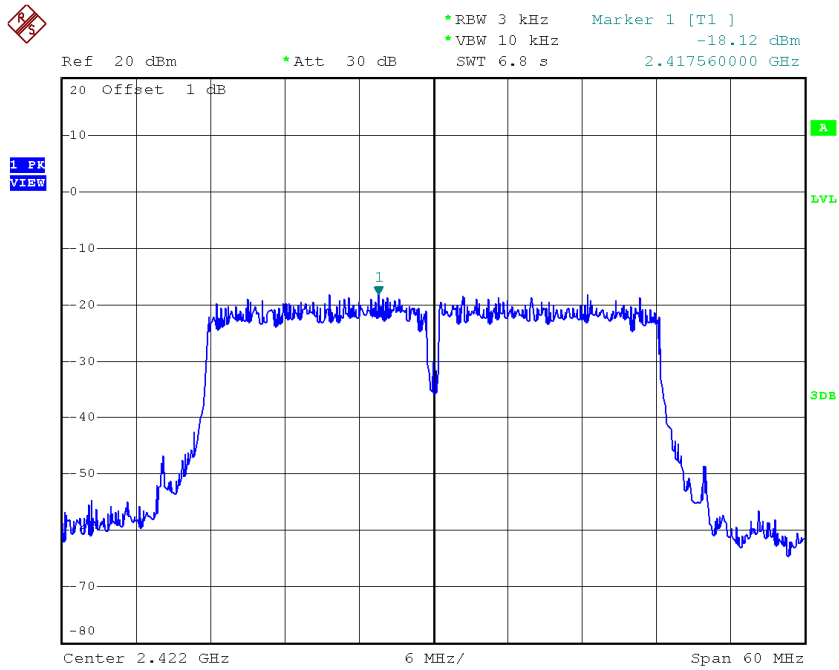


Date: 8.JUN.2015 21:05:20

Test Mode : TX N-40M Mode_CH03/06/09_ANT 2

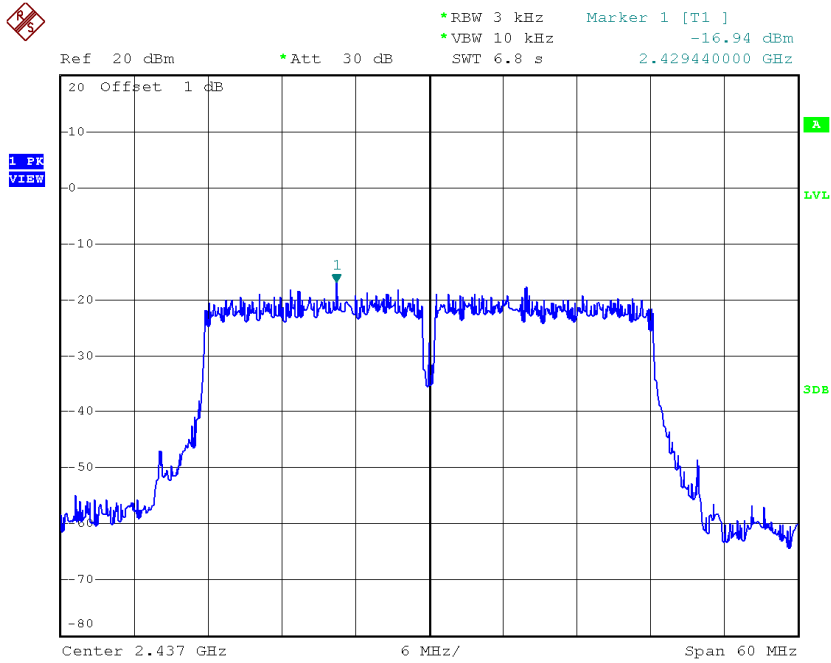
Frequency (MHz)	Power Density (dBm/3kHz)	Power Density (mW/3kHz)	Max. Limit (dBm/3kHz)	Result
2422	-18.12	0.02	8.00	Complies
2437	-16.94	0.02	8.00	Complies
2452	-17.72	0.02	8.00	Complies

TX CH03



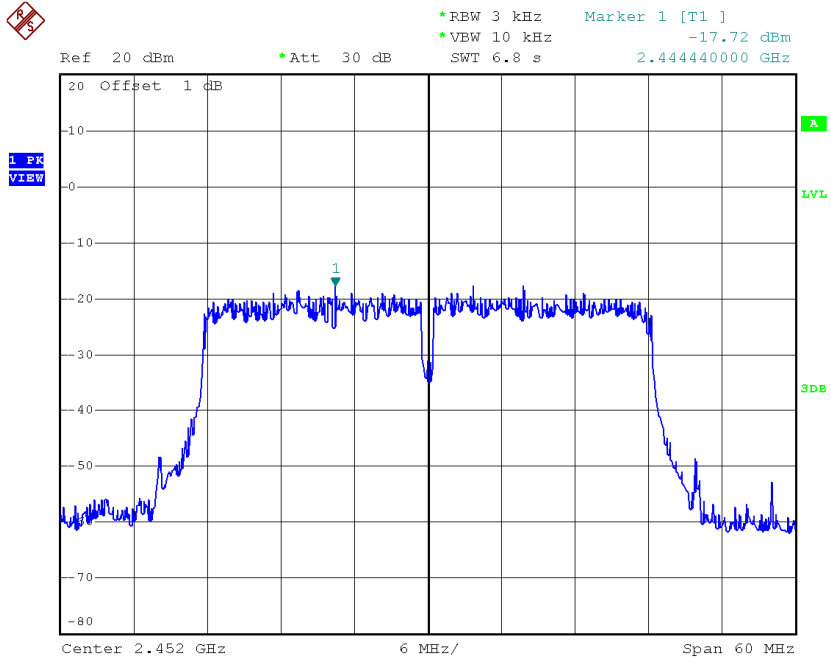
Date: 8.JUN.2015 21:07:16

TX CH06



Date: 8.JUN.2015 21:08:24

TX CH09



Date: 8.JUN.2015 21:09:42

Test Mode : TX N-40M Mode_CH03/06/09_Total

Frequency (MHz)	Power Density (dBm/3kHz)	Power Density (mW/3kHz)	Max. Limit (dBm/3kHz)	Result
2422	-16.00	0.03	8.00	Complies
2437	-14.69	0.03	8.00	Complies
2452	-15.17	0.03	8.00	Complies