



FCC RADIO TEST REPORT

FCC ID : TVE-240602
Equipment : Secured Wireless Access Point
Brand Name : FORTINET
Model Name : FortiAP 241Kxxxxxxxxx, FAP-241Kxxxxxxxxx, FORTIAP-241Kxxxxxxxxx (Where "x" can be used as "A-Z", or "0-9", or "-", or blank for software changes or marketing purposes only)
Applicant : Fortinet, Inc.
909 Kifer Road, Sunnyvale, CA 94086, USA
Manufacturer : Fortinet, Inc.
909 Kifer Road, Sunnyvale, CA 94086, USA
Standard : 47 CFR FCC Part 15.407

The product was received on Apr. 23, 2024, and testing was started from May 13, 2024 and completed on Jun. 17, 2024. We, SPORTON INTERNATIONAL INC. Hsinhua Laboratory, would like to declare that the tested sample has been evaluated in accordance with the procedures given in ANSI C63.10-2013 and shown compliance with the applicable technical standards.

The test results in this report apply exclusively to the tested model / sample. Without written approval of SPORTON INTERNATIONAL INC. Hsinhua Laboratory, the test report shall not be reproduced except in full.


Approved by: Jackson Tsai

SPORTON INTERNATIONAL INC. Hsinhua Laboratory

No.52, Huaya 1st Rd., Guishan Dist., Taoyuan City 333411, Taiwan (R.O.C.)



Table of Contents

History of this test report.....3

Summary of Test Result.....4

1 General Description5

1.1 Information.....5

1.2 Applicable Standards12

1.3 Testing Location Information12

1.4 Measurement Uncertainty13

2 Test Configuration of EUT14

2.1 Test Channel Mode14

2.2 The Worst Case Measurement Configuration.....17

2.3 Accessories18

2.4 Support Equipment.....18

2.5 Test Setup Diagram19

3 Transmitter Test Result21

3.1 AC Power-line Conducted Emissions21

3.2 Emission Bandwidth23

3.3 Maximum Equivalent Isotropically Radiated Power (E.I.R.P.)24

3.4 Peak Power Spectral Density (E.I.R.P.).....27

3.5 Unwanted Emissions.....30

3.6 Contention Based Protocol.....36

4 Test Equipment and Calibration Data37

Appendix A. Test Results of AC Power-line Conducted Emissions

Appendix B. Test Results of Emission Bandwidth

Appendix C. Test Results of Maximum Equivalent Isotropically Radiated Power (E.I.R.P.)

Appendix D. Test Results of Peak Power Spectral Density (E.I.R.P.)

Appendix E. Test Results of Unwanted Emissions

Appendix F. Test Results of Contention-Based Protocol

Appendix G. Test Results of Radiated Emission Co-location

Appendix H. Test Photos

Photographs of EUT v01



History of this test report

Report No.	Version	Description	Issued Date
FR411229AE	01	Initial issue of report	Jul. 16, 2024



Summary of Test Result

Report Clause	Ref Std. Clause	Test Items	Result (PASS/FAIL)	Remark
1.1.2	15.203	Antenna Requirement	PASS	-
3.1	15.207	AC Power-line Conducted Emissions	PASS	-
3.2	15.407(a)	Emission Bandwidth	PASS	-
3.3	15.407(a)	Maximum Equivalent Isotropically Radiated Power (E.I.R.P.)	PASS	-
3.4	15.407(a)	Peak Power Spectral Density (E.I.R.P.)	PASS	-
3.5	15.407(b)	Unwanted Emissions	PASS	-
3.6	15.407(d)	Contention-Based Protocol	PASS	-

Declaration of Conformity:

The test results with all measurement uncertainty excluded are presented in accordance with the regulation limits or requirements declared by manufacturers.

Comments and Explanations:

None

Reviewed by: Barry Hsiao

Report Producer: Julie Tseng



1 General Description

1.1 Information

Radio 3 (Scan radio) is only RX function.

1.1.1 RF General Information

Radio 2

Frequency Range (MHz)	IEEE Std. 802.11	Ch. Frequency (MHz)	Channel Number
5925 ~ 7125	ax (HEW20), be (EHT20)	5935 ~ 7115	1 ~ 233 [59]
5925 ~ 7125	ax (HEW40), be (EHT40)	5965 ~ 7085	3 ~ 227 [29]
5925 ~ 7125	ax (HEW80), be (EHT80)	5985 ~ 7025	7 ~ 215 [14]
5925 ~ 7125	ax (HEW160), be (EHT160)	6025 ~ 6985	15 ~ 207 [7]
5925 ~ 7125	be (EHT320)	6105 ~ 6905	31 ~ 191 [6]

Non-Beamforming

Band	Mode	BWch	Nant
5.925-6.425GHz	802.11be EHT20	20	2TX
6.425-6.525GHz	802.11be EHT20	20	2TX
6.525-6.875GHz	802.11be EHT20	20	2TX
6.875-7.125GHz	802.11be EHT20	20	2TX
5.925-6.425GHz	802.11be EHT40	40	2TX
6.425-6.525GHz	802.11be EHT40	40	2TX
6.525-6.875GHz	802.11be EHT40	40	2TX
6.875-7.125GHz	802.11be EHT40	40	2TX
5.925-6.425GHz	802.11be EHT80	80	2TX
6.425-6.525GHz	802.11be EHT80	80	2TX
6.525-6.875GHz	802.11be EHT80	80	2TX
6.875-7.125GHz	802.11be EHT80	80	2TX
5.925-6.425GHz	802.11be EHT160	160	2TX
6.425-6.525GHz	802.11be EHT160	160	2TX
6.525-6.875GHz	802.11be EHT160	160	2TX
6.875-7.125GHz	802.11be EHT160	160	2TX
5.925-6.425GHz	802.11be EHT320	320	2TX
6.425-6.525GHz	802.11be EHT320	320	2TX
6.525-6.875GHz	802.11be EHT320	320	2TX
6.875-7.125GHz	802.11be EHT320	320	2TX



Beamforming

Band	Mode	BWch	Nant
5.925-6.425GHz	802.11be EHT20-BF	20	2TX
6.425-6.525GHz	802.11be EHT20-BF	20	2TX
6.525-6.875GHz	802.11be EHT20-BF	20	2TX
6.875-7.125GHz	802.11be EHT20-BF	20	2TX
5.925-6.425GHz	802.11be EHT40-BF	40	2TX
6.425-6.525GHz	802.11be EHT40-BF	40	2TX
6.525-6.875GHz	802.11be EHT40-BF	40	2TX
6.875-7.125GHz	802.11be EHT40-BF	40	2TX
5.925-6.425GHz	802.11be EHT80-BF	80	2TX
6.425-6.525GHz	802.11be EHT80-BF	80	2TX
6.525-6.875GHz	802.11be EHT80-BF	80	2TX
6.875-7.125GHz	802.11be EHT80-BF	80	2TX
5.925-6.425GHz	802.11be EHT160-BF	160	2TX
6.425-6.525GHz	802.11be EHT160-BF	160	2TX
6.525-6.875GHz	802.11be EHT160-BF	160	2TX
6.875-7.125GHz	802.11be EHT160-BF	160	2TX
5.925-6.425GHz	802.11be EHT320-BF	320	2TX
6.425-6.525GHz	802.11be EHT320-BF	320	2TX
6.525-6.875GHz	802.11be EHT320-BF	320	2TX
6.875-7.125GHz	802.11be EHT320-BF	320	2TX



Radio 3 < Scan >

Frequency Range (MHz)	IEEE Std. 802.11	Ch. Frequency (MHz)	Channel Number
5925 ~ 7125	ax (HEW20)	5935 ~ 7115	1 ~ 233 [59]
5925 ~ 7125	ax (HEW40)	5965 ~ 7085	3 ~ 227 [29]
5925 ~ 7125	ax (HEW80)	5985 ~ 7025	7 ~ 215 [14]
5925 ~ 7125	ax (HEW160)	6025 ~ 6985	15 ~ 207 [7]

Non-Beamforming

Band	Mode	BWch	Nant
5.925-6.425GHz	802.11ax HEW20	20	2TX
6.425-6.525GHz	802.11ax HEW20	20	2TX
6.525-6.875GHz	802.11ax HEW20	20	2TX
6.875-7.125GHz	802.11ax HEW20	20	2TX
5.925-6.425GHz	802.11ax HEW40	40	2TX
6.425-6.525GHz	802.11ax HEW40	40	2TX
6.525-6.875GHz	802.11ax HEW40	40	2TX
6.875-7.125GHz	802.11ax HEW40	40	2TX
5.925-6.425GHz	802.11ax HEW80	80	2TX
6.425-6.525GHz	802.11ax HEW80	80	2TX
6.525-6.875GHz	802.11ax HEW80	80	2TX
6.875-7.125GHz	802.11ax HEW80	80	2TX
5.925-6.425GHz	802.11ax HEW160	160	2TX
6.425-6.525GHz	802.11ax HEW160	160	2TX
6.525-6.875GHz	802.11ax HEW160	160	2TX
6.875-7.125GHz	802.11ax HEW160	160	2TX

Note:

- ◆ HEW20, HEW40, HEW80 and HEW160 use a combination of OFDMA-BPSK, QPSK, 16QAM, 64QAM, 256QAM, 1024QAM modulation.
- ◆ EHT20, EHT40, EHT80 and EHT160 and EHT320 use a combination of OFDMA-BPSK, QPSK, 16QAM, 64QAM, 256QAM, 1024QAM, 4096QAM modulation.
- ◆ BWch is the nominal channel bandwidth.
- ◆ The channel defined in the IEEE Standard P802.11ax™/D6.1.
- ◆ Evaluated EHT20/EHT40/EHT80/EHT160/EHT320 mode only due to the similar modulation. The power setting of HEW20/HEW40/HEW80/HEW160 mode are the same or lower than EHT20/EHT40/EHT80/EHT160/EHT320.(Radio2)



1.1.2 Antenna Information

Ant.	Port	Brand	Model Name	Antenna Type	Connector	Support
1	1	EnRack	7102A1242000	PIFA	I-PEX	2.4G+5G+5.9G
2	2	EnRack	7102A1241000	PIFA	I-PEX	2.4G+5G+5.9G
3	1	EnRack	7102A1244000	PIFA	I-PEX	2.4G+5G+5.9G +6G
4	2	EnRack	7102A1243000	PIFA	I-PEX	2.4G+5G+5.9G +6G
5	1	AWAN	7102A1240000	Alford Loop	I-PEX	6G
6	2	AWAN	7102A1240000	Alford Loop	I-PEX	6G
7	1	AWAN	7102A1240000	Dipole	I-PEX	BT+Zigbee

Ant.	Port	Gain (dBi)						Remark	
		2.4G	5G	5.9G	6G	BT	Zigbee		
1	1	5.11	5.22	5.11	-	-	-	Radio1 2.4G only 2*2	Radio2 5G/5.9G 2*2
2	2	5.19	5.32	4.79	-	-	-		
3	1	4.97	5.35	5.40	5.48	-	-	Radio3 (Scan radio) 2.4G/5G/5.9G/6G 2*2	
4	2	4.69	5.43	5.13	5.37	-	-		
5	1	-	-	-	5.53	-	-	Radio2 6G 2*2	
6	2	-	-	-	5.58	-	-		
7	1	-	-	-	-	5.00	5.00	-	

Note 1: The EUT has seven antennas.



For 2.4GHz function:

< Radio 1 >

For IEEE 802.11b/g/n/VHT/ax/be mode (2TX/2RX)

Ant.1 (port 1), Ant.2 (port 2) could transmit/receive simultaneously.

< Radio 3 > < Scan >

For IEEE 802.11b/g/n/VHT/ax mode (2RX)

Ant.3 (port 1), Ant.4 (port 2) can be used as receiving.

For 5GHz function:

< Radio 2 >

For IEEE 802.11a/n/ac/ax/be mode (2TX/2RX)

Ant.1 (port 1), Ant.2 (port 2) could transmit/receive simultaneously.

< Radio 3 > < Scan >

For IEEE 802.11a/n/ac/ax mode (2RX)

Ant.3 (port 1), Ant.4 (port 2) can be used as receiving.

For 6GHz function:

< Radio 2 >

For IEEE 802.11ax/be mode (2TX/2RX)

Ant.5 (port 1), Ant.6 (port 2) could transmit/receive simultaneously.

< Radio 3 > < Scan >

For IEEE 802.11ax mode (2RX)

Ant.3 (port 1), Ant.4 (port 2) can be used as receiving.

For Bluetooth / Zigbee function:

For Bluetooth mode (1TX/1RX)

Only Ant.7 can be used as transmitting/receiving.



1.1.3 EUT Information

Operational Condition			
EUT Power Type	From AC Adapter / PoE		
EUT Function	<input checked="" type="checkbox"/>	Indoor Access Point	<input type="checkbox"/> Subordinate
	<input type="checkbox"/>	Indoor Client	<input type="checkbox"/> Standard Power Access Point
	<input type="checkbox"/>	Dual Client	<input type="checkbox"/> Standard Client
	<input type="checkbox"/>	Fixed Client	
Beamforming Function	<input checked="" type="checkbox"/>	With beamforming	<input type="checkbox"/> Without beamforming
Resource Unit(802.11ax)	<input checked="" type="checkbox"/>	Full RU	<input type="checkbox"/> Partial RU
Channel Puncturing	<input type="checkbox"/>	Support	<input checked="" type="checkbox"/> Not support
Software / Firmware Version for CBP		Linux version 5.4.213 (west@wp1) (gcc version 7.5.0 (OpenWrt GCC 7.5.0 r12862-15ea810)) #0 SMP PREEMPT Wed Jan 10 01:22:10 2024	
Type of EUT			
<input checked="" type="checkbox"/>	Stand-alone		
<input type="checkbox"/>	Combined (EUT where the radio part is fully integrated within another device)		
	Combined Equipment - Brand Name / Model No.:		...
<input type="checkbox"/>	Plug-in radio (EUT intended for a variety of host systems)		
	Host System - Brand Name / Model No.:		
<input type="checkbox"/>	Other:		

Note: The above information was declared by manufacturer.



1.1.4 Mode Test Duty Cycle

Non-Beamforming

Mode	DC	DCF (dB)	T (s)	VBW (Hz)_1/T
802.11be EHT20_Nss1,(MCS0)_2TX	0.997	0.01	n/a (DC>=0.98)	n/a (DC>=0.98)
802.11be EHT40_Nss1,(MCS0)_2TX	0.997	0.01	n/a (DC>=0.98)	n/a (DC>=0.98)
802.11be EHT80_Nss1,(MCS0)_2TX	0.997	0.01	n/a (DC>=0.98)	n/a (DC>=0.98)
802.11be EHT160_Nss1,(MCS0)_2TX	0.997	0.01	n/a (DC>=0.98)	n/a (DC>=0.98)
802.11be EHT320_Nss1,(MCS0)_2TX	0.997	0.01	n/a (DC>=0.98)	n/a (DC>=0.98)

Note. If DC < 0.98, the DCF was added while measuring Output power and PSD.

Beamforming

Mode	DC	DCF (dB)	T (s)	VBW (Hz)_1/T
802.11be EHT20-BF_Nss1,(MCS0)_2TX	0.873	0.59	3.948m	300
802.11be EHT40--BF_Nss1,(MCS0)_2TX	0.932	0.31	3.659m	300
802.11be EHT80-BF_Nss1,(MCS0)_2TX	0.946	0.24	3.839m	300
802.11be EHT160-BF_Nss1,(MCS0)_2TX	0.937	0.28	3.841m	300
802.11be EHT320-BF_Nss1,(MCS0)_2TX	0.868	0.61	3.934m	300

1.1.5 Table for Multiple Listing

The brand/model names in the following table are all refer to the identical product.

Brand Name	Model Name	Description
FORTINET	FortiAP 241Kxxxxxxxxx, FAP-241Kxxxxxxxxx, FORTIAP-241Kxxxxxxxxx (Where "x" can be used as "A-Z", or "0-9", or "-", or blank for software changes or marketing purposes only)	All the models are identical, the difference model for difference brand served as marketing strategy.

From the above models, model: FAP-241K was selected as representative model for the test and its Data was recorded in this report.



1.2 Applicable Standards

According to the specifications of the manufacturer, the EUT must comply with the requirements of the following standards:

- ♦ 47 CFR FCC Part 15
- ♦ ANSI C63.10-2013
- ♦ FCC KDB 789033 D02 v02r01

The following reference test guidance is not within the scope of accreditation of TAF.

- ♦ KDB 987594 D01 v02r02
- ♦ KDB 987594 D02 v02r01
- ♦ KDB 662911 D01 v02r01
- ♦ KDB 412172 D01 v01r01
- ♦ KDB 414788 D01 v01r01

1.3 Testing Location Information

Test Lab. : Sporton International Inc. Hsinhua Laboratory				
<input checked="" type="checkbox"/>	Hsinhua (TAF: 3785)	ADD: No.52, Huaya 1st Rd., Guishan Dist., Taoyuan City 333411, Taiwan (R.O.C.)		
		TEL: 886-3-327-3456	FAX: 886-3-327-0973	
Test site Designation No. TW3785 with FCC.				
Test Condition	Test Site No.	Test Engineer	Test Environment	Test Date
AC Conduction	CO04-HY	Wayne Chiu	23.1~24.5°C / 52~56%	01/Jun/2024
RF Conducted (Non-Beamforming)	TH07-HY	Xun Hsieh	23.4~23.9°C / 52~55%	28/May/2024~30/May/2024
RF Conducted (Beamforming)	TH07-HY	Xun Hsieh	23.5~24.1°C / 55~58%	11/Jun/2024
Contention-Based Protocol	DFS03-HY	CHUN-YI WU	24.5~25.0°C / 58~66%	14/Jun/2024~17/Jun/2024
<input checked="" type="checkbox"/>	Wenhua 3rd. (TAF: 3785)	ADD: No. 58, Aly. 75, Ln. 564, Wenhua 3rd Rd., Guishan Dist. Taoyuan City 333, Taiwan (R.O.C.)		
		TEL: 886-3-327-0868		
Test site Designation No. TW0036 with FCC.				
Test Condition	Test Site No.	Test Engineer	Test Environment	Test Date
Radiated (Non-Beamforming)	03CH24-HY	Andy Wang	22.5~22.6°C / 54~59%	13/May/2024~27/May/2024
Radiated (Beamforming)	03CH24-HY	Andy Wang	22.9~23.6°C / 59~63%	06/Jun/2024~10/Jun/2024
Radiated (Co-location)	03CH26-HY	Billy Wang	22.9~23.2°C / 59~60%	28/May/2024



1.4 Measurement Uncertainty

ISO/IEC 17025 requires that an estimate of the measurement uncertainties associated with the emissions test results be included in the report. The measurement uncertainties given below are based on a 95% confidence level (based on a coverage factor (k=2))

Test Items	Uncertainty	Remark
AC Power-line Conducted Emissions	4.53 dB	Confidence levels of 95%
Emission Bandwidth	1.5 MHz	Confidence levels of 95%
Maximum Equivalent Isotropically Radiated Power (E.I.R.P.)	1.2 dB	Confidence levels of 95%
Peak Power Spectral Density (E.I.R.P.)	1.2 dB	Confidence levels of 95%
Unwanted Emissions	4.8 dB	Confidence levels of 95%
Contention-Based Protocol	1 ms	Confidence levels of 95%
Frequency Stability	1.18 ppm	Confidence levels of 95%
Temperature	0.41 °C	Confidence levels of 95%
Humidity	3.4 %	Confidence levels of 95%



2 Test Configuration of EUT

2.1 Test Channel Mode

Test Software Version	qdart_conn.win.1.0_installer_00099
-----------------------	------------------------------------

Non-Beamforming

Mode	Power Setting
802.11be EHT20_Nss1,(MCS0)_2TX	-
5955MHz	13
6195MHz	15.5
6415MHz	13.5
6435MHz	14.5
6475MHz	14
6515MHz	15
6535MHz	14
6695MHz	13.5
6875MHz	13.5
6895MHz	14
6995MHz	14
7095MHz	13
7115MHz	11
802.11be EHT40_Nss1,(MCS0)_2TX	-
5965MHz	19
6205MHz	19
6405MHz	18.5
6445MHz	19
6485MHz	19
6525MHz	18
6565MHz	17.5
6685MHz	17.5
6885MHz	16.5
6925MHz	17.5
7005MHz	18
7085MHz	17
802.11be EHT80_Nss1,(MCS0)_2TX	-
5985MHz	20.5
6225MHz	21
6385MHz	22
6465MHz	22
6545MHz	21
6625MHz	20.5



6705MHz	20.5
6785MHz	20
6865MHz	20
6945MHz	21
7025MHz	19.5
802.11be EHT160_Nss1,(MCS0)_2TX	-
6025MHz	19.5
6185MHz	20
6345MHz	20
6505MHz	20
6665MHz	20
6825MHz	20
6985MHz	20
802.11be EHT320_Nss1,(MCS0)_2TX	-
6105MHz	23
6265MHz	23
6425MHz	23
6585MHz	23
6745MHz	23
6905MHz	23

Beamforming

Mode	Power Setting
802.11be EHT20-BF_Nss1,(MCS0)_2TX	-
5955MHz	14
6195MHz	17
6415MHz	14
6435MHz	14
6475MHz	15
6515MHz	14
6535MHz	14
6695MHz	15
6875MHz	13
6895MHz	12
6995MHz	13
7095MHz	16
7115MHz	12
802.11be EHT40-BF_Nss1,(MCS0)_2TX	-
5965MHz	18
6205MHz	18
6405MHz	19
6445MHz	18
6485MHz	19






6525MHz	18
6565MHz	17
6685MHz	18
6885MHz	18
6925MHz	19
7005MHz	17
7085MHz	17
802.11be EHT80-BF_Nss1,(MCS0)_2TX	-
5985MHz	19
6225MHz	20
6385MHz	20
6465MHz	20
6545MHz	20
6625MHz	20
6705MHz	20
6785MHz	20
6865MHz	20
6945MHz	20
7025MHz	20
802.11be EHT160-BF_Nss1,(MCS0)_2TX	-
6025MHz	20
6185MHz	20
6345MHz	20
6505MHz	20
6665MHz	20
6825MHz	20
6985MHz	20
802.11be EHT320-BF_Nss1,(MCS0)_2TX	-
6105MHz	20
6265MHz	20
6425MHz	20
6585MHz	20
6745MHz	20
6905MHz	20

2.2 The Worst Case Measurement Configuration

The Worst Case Mode for Following Conformance Tests	
Tests Item	AC power-line conducted emissions
Condition	AC power-line conducted measurement for line and neutral Test Voltage: 120Vac / 60Hz
Operating Mode	CTX
1	Adapter mode

The Worst Case Mode for Following Conformance Tests	
Tests Item	Emission Bandwidth Unwanted Emissions Contention Based Protocol Frequency Stability
Test Condition	Conducted measurement at transmit chains

The Worst Case Mode for Following Conformance Tests	
Tests Item	Maximum Equivalent Isotropically Radiated Power (E.I.R.P.) Peak Power Spectral Density (E.I.R.P.)
Test Condition	Radiated measurement If EUT consist of multiple antenna assembly (multiple antenna are used in EUT regardless of spatial multiplexing MIMO configuration), the radiated test should be performed with highest antenna gain of each antenna type.

The Worst Case Mode for Following Conformance Tests			
Tests Item	Unwanted Emissions		
Test Condition	Radiated measurement If EUT consist of multiple antenna assembly (multiple antenna are used in EUT regardless of spatial multiplexing MIMO configuration), the radiated test should be performed with highest antenna gain of each antenna type.		
Operating Mode < 1GHz	CTX		
1	Adapter mode		
Operating Mode > 1GHz	CTX		
Orthogonal Planes of EUT	X Plane	Y Plane	Z Plane
			
Worst Planes of EUT	V		



The Worst Case Mode for Following Conformance Tests	
Tests Item	Simultaneous Transmission Analysis - Radiated Emission Co-location
Test Condition	Radiated measurement
Operating Mode	CTX
1	Radio 1_2.4G + Radio 2_5G + Radio 2_6E + Bluetooth
2	Radio 1_2.4G + Radio 2_5G + Radio 2_6E + Zigbee

Refer to Sporton Test Report No.: FA411229 for Co-location RF Exposure Evaluation and Appendix G for Radiated Emission Co-location.

2.3 Accessories

Accessories				
BRACKET,METAL CLIP CEILING,RVAQ-AP43	Brand Name	WNC	Model Name	6B.SRVAQ.00N
BRACKET,CEILING RAIL 1	Brand Name	WNC	Model Name	3S.005AL.111
BRACKET,CEILING RAIL 2	Brand Name	WNC	Model Name	3S.005AK.111

Reminder: Regarding to more detail and other information, please refer to user manual.

2.4 Support Equipment

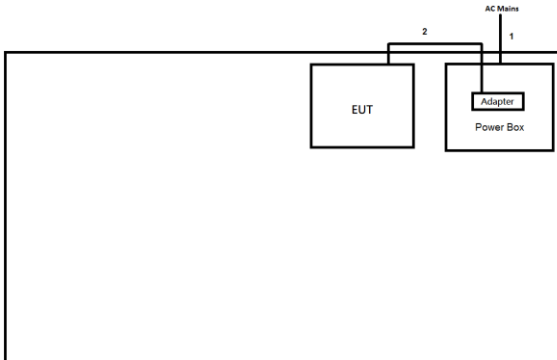
Support Equipment – AC Conduction					
No.	Equipment	Brand Name	Model Name	FCC ID	Remark
1	AC Adapter	ASIAN POWER DEVICES INC.	WA-48A12R	-	Provided by Customer

Support Equipment – Conducted					
No.	Equipment	Brand Name	Model Name	FCC ID	Remark
1	Notebook	DELL	E5410	-	-
2	Adapter for NB	DELL	HA65NM130	-	-
3	AC Adapter	ASIAN POWER DEVICES INC.	WA-48A12R	-	Provided by Customer

Support Equipment – Radiated					
No.	Equipment	Brand Name	Model Name	FCC ID	Remark
1	AC Adapter	ASIAN POWER DEVICES INC.	WA-48A12R	-	Provided by Customer
2	RJ45 Cable	Power sync	CAT-6E-10	-	-
3	Notebook	Dell	P28S	-	Remote
4	AC Adapter (for NB)	HP	HSTNN-CA40	-	Remote
5	AC Power cable	PowerSync	TPCMRN0018	-	Remote

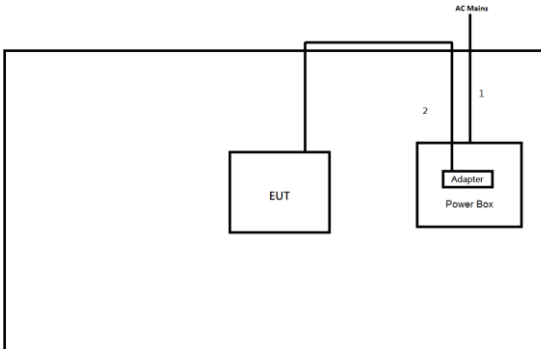
2.5 Test Setup Diagram

Test Setup Diagram – AC Line Conducted Emission Test



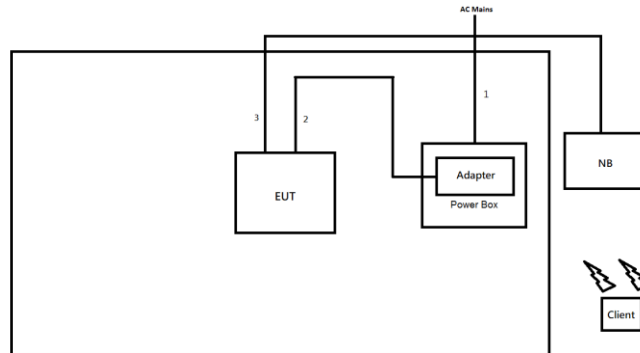
Item	Connection	Shielded	Length(m)	Remark
1	AC power cable	NO	1.0	-
2	DC power cable	NO	1.5	-

Test Setup Diagram - Radiated Test (Non-Beamforming)



Item	Connection	Shielded	Length(m)	Remark
1	AC power cable	NO	1.8	-
2	DC power cable	NO	1.5	-

Test Setup Diagram - Radiated Test (Beamforming)



Item	Connection	Shielded	Length(m)	Remark
1	AC power cable	NO	1.8	-
2	DC power cable	NO	1.5	-
3	RJ45 Cable	NO	10	-



3 Transmitter Test Result

3.1 AC Power-line Conducted Emissions

3.1.1 AC Power-line Conducted Emissions Limit

AC Power-line Conducted Emissions Limit		
Frequency Emission (MHz)	Quasi-Peak	Average
0.15-0.5	66 - 56 *	56 - 46 *
0.5-5	56	46
5-30	60	50

Note 1: * Decreases with the logarithm of the frequency.

3.1.2 Measuring Instruments

Refer a test equipment and calibration data table in this test report.

3.1.3 Test Procedures

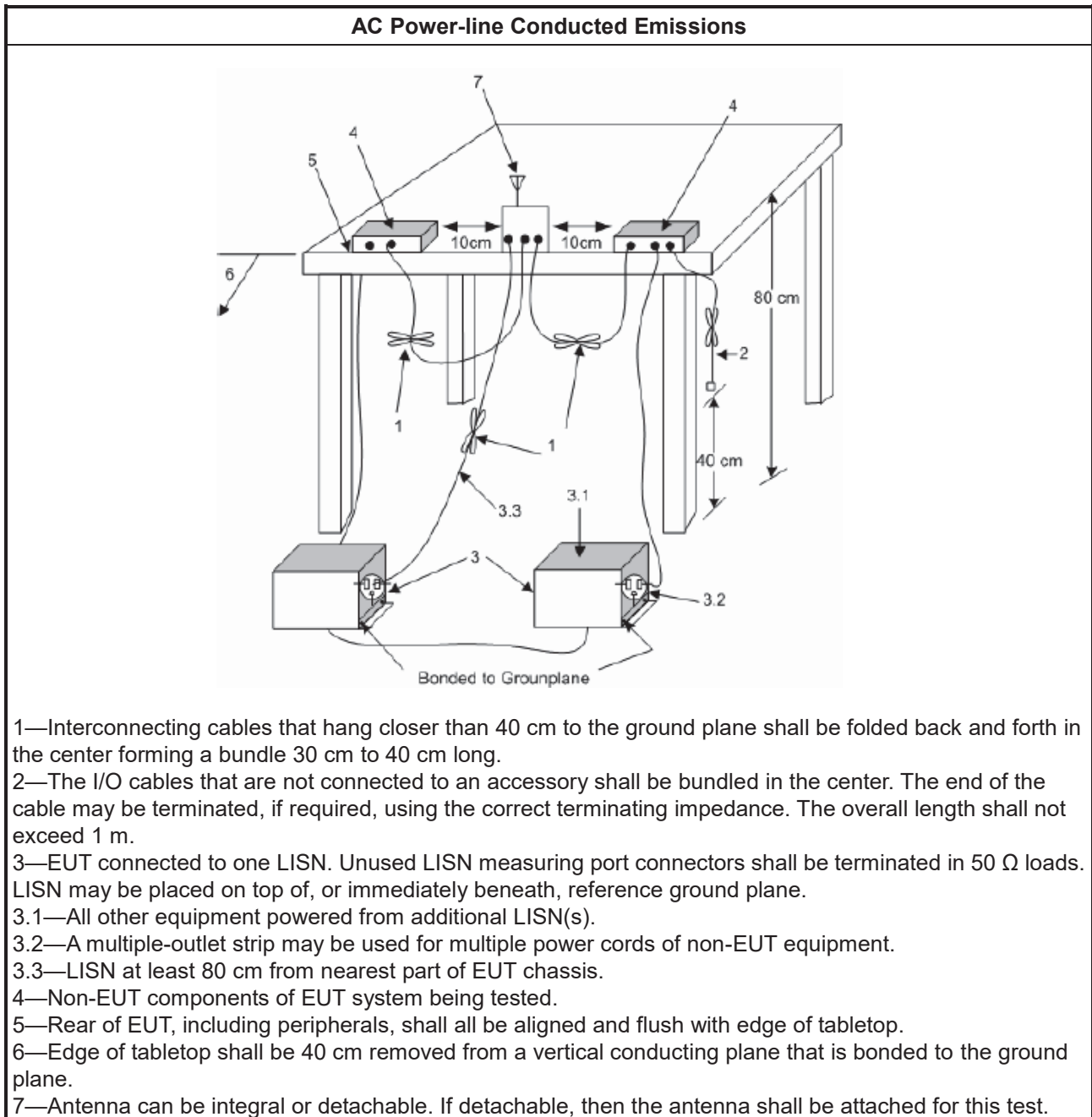
Test Method
<input checked="" type="checkbox"/> Refer as ANSI C63.10-2013, clause 6.2 for AC power-line conducted emissions.

3.1.4 Measurement Results Calculation

The measured Level is calculated using:

Corrected Reading: Raw(Read Level) + LISN(LISN Factor) + CL(Cable Loss) + AT(Attenuator).

3.1.5 Test Setup



3.1.6 Test Result of AC Power-line Conducted Emissions

Refer as Appendix A

3.2 Emission Bandwidth

3.2.1 Emission Bandwidth Limit

Emission Bandwidth Limit	
UNII Devices	
<input checked="" type="checkbox"/>	For the 5925-6425 GHz band, N/A
<input checked="" type="checkbox"/>	For the 6425-6525 GHz band, N/A
<input checked="" type="checkbox"/>	For the 6525-6875 GHz band, N/A
<input checked="" type="checkbox"/>	For the 6875-7125 GHz band, N/A

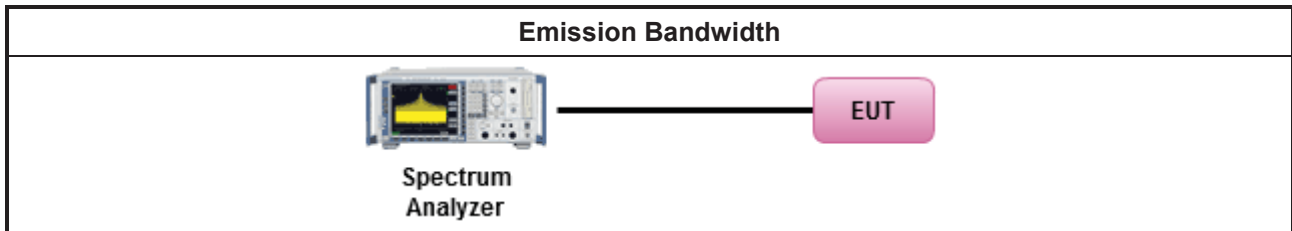
3.2.2 Measuring Instruments

Refer a test equipment and calibration data table in this test report.

3.2.3 Test Procedures

Test Method							
<ul style="list-style-type: none"> ▪ For the emission bandwidth shall be measured using one of the options below: <table border="1" style="width: 100%; border-collapse: collapse;"> <tr> <td style="width: 20px;"><input checked="" type="checkbox"/></td> <td>Refer as FCC KDB 789033, clause C for EBW and clause D for OBW measurement.</td> </tr> <tr> <td><input type="checkbox"/></td> <td>Refer as ANSI C63.10, clause 6.9.3 for occupied bandwidth testing.</td> </tr> <tr> <td><input type="checkbox"/></td> <td>Refer as IC RSS-Gen, clause 6.7 for bandwidth testing.</td> </tr> </table> 		<input checked="" type="checkbox"/>	Refer as FCC KDB 789033, clause C for EBW and clause D for OBW measurement.	<input type="checkbox"/>	Refer as ANSI C63.10, clause 6.9.3 for occupied bandwidth testing.	<input type="checkbox"/>	Refer as IC RSS-Gen, clause 6.7 for bandwidth testing.
<input checked="" type="checkbox"/>	Refer as FCC KDB 789033, clause C for EBW and clause D for OBW measurement.						
<input type="checkbox"/>	Refer as ANSI C63.10, clause 6.9.3 for occupied bandwidth testing.						
<input type="checkbox"/>	Refer as IC RSS-Gen, clause 6.7 for bandwidth testing.						

3.2.4 Test Setup



3.2.5 Test Result of Emission Bandwidth

Refer as Appendix B



3.3 Maximum Equivalent Isotropically Radiated Power (E.I.R.P.)

3.3.1 Maximum Equivalent Isotropically Radiated Power (E.I.R.P.) Limit

Maximum Equivalent Isotropically Radiated Power (E.I.R.P.) Limit	
UNII Devices	
<input checked="" type="checkbox"/> For the 5.925 ~ 6.425 GHz band:	
<input type="checkbox"/>	<ul style="list-style-type: none"> ▪ For standard power access point and fixed client device : e.i.r.p < 36 dBm , For outdoor devices, the maximum e.i.r.p. at any elevation angle above 30 degrees not exceed 125 mW (21 dBm). ▪ For indoor access point : e.i.r.p < 30 dBm. ▪ For subordinate device control of an indoor access point : e.i.r.p < 30 dBm. ▪ For client device control of a standard power access point : e.i.r.p < 30 dBm. ▪ For client device control of an indoor access point : e.i.r.p < 24 dBm.
<input checked="" type="checkbox"/> For the 6.425 ~ 6.525 GHz band:	
<input type="checkbox"/>	<ul style="list-style-type: none"> ▪ For indoor access point : e.i.r.p < 30 dBm. ▪ For client device control of an indoor access point : e.i.r.p < 24 dBm.
<input checked="" type="checkbox"/> For the 6.525 ~ 6.875 GHz band:	
<input type="checkbox"/>	<ul style="list-style-type: none"> ▪ For standard power access point and fixed client device : e.i.r.p < 36 dBm , For outdoor devices, the maximum e.i.r.p. at any elevation angle above 30 degrees not exceed 125 mW (21 dBm). ▪ For indoor access point : e.i.r.p < 30 dBm. ▪ For subordinate device control of an indoor access point : e.i.r.p < 30 dBm. ▪ For client device control of a standard power access point : e.i.r.p < 30 dBm. ▪ For client device control of an indoor access point : e.i.r.p < 24 dBm.
<input checked="" type="checkbox"/> For the 6.875 ~ 7.125 GHz band:	
<input type="checkbox"/>	<ul style="list-style-type: none"> ▪ For indoor access point : e.i.r.p < 30 dBm. ▪ For client device control of an indoor access point : e.i.r.p < 24 dBm.



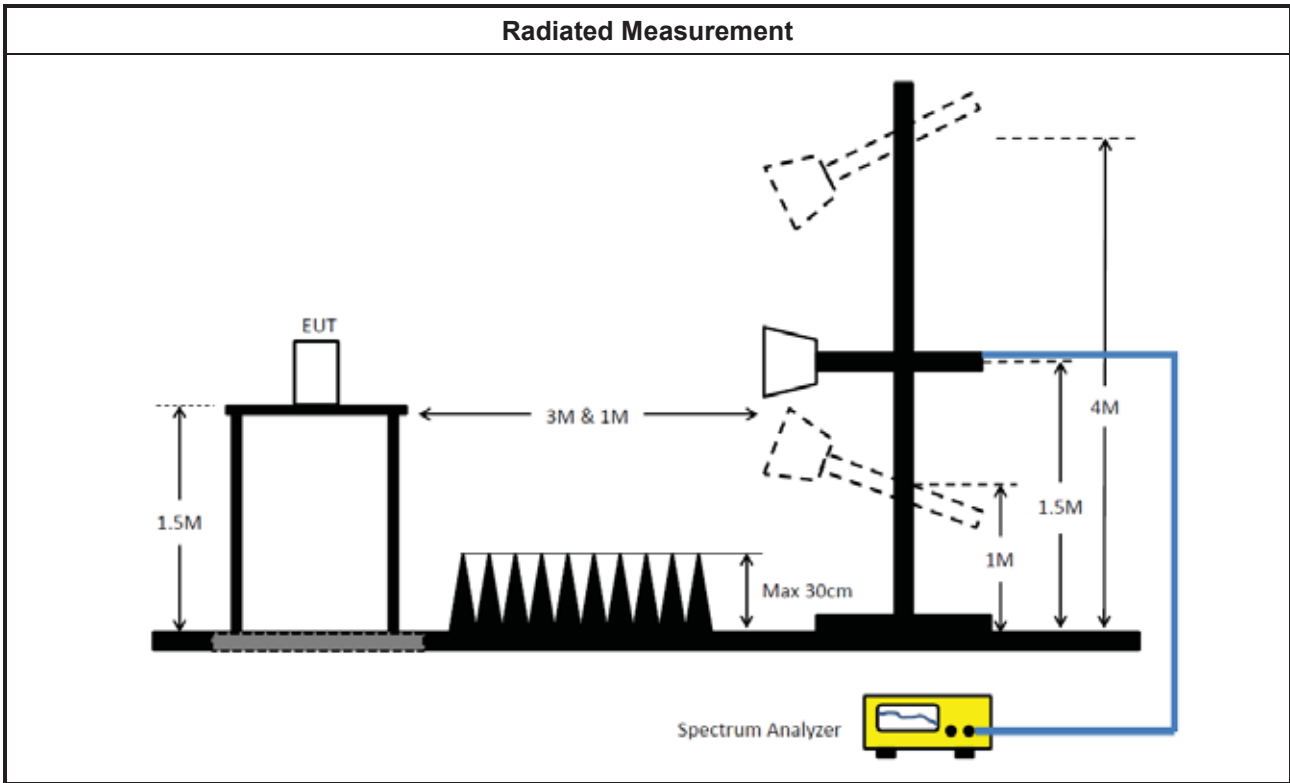
3.3.2 Measuring Instruments

Refer a test equipment and calibration data table in this test report.

3.3.3 Test Procedures

Test Method	
<ul style="list-style-type: none"> Maximum Output Power Setting 	
	Duty cycle ≥ 98%
<input checked="" type="checkbox"/>	Refer as FCC KDB 789033, clause E Method SA-2 (spectral trace averaging).
	Duty cycle < 98%
<input checked="" type="checkbox"/>	Refer as FCC KDB 789033, clause E Method SA-2 Alt. (RMS detection with slow sweep speed)
	Wideband RF power meter and average over on/off periods with duty factor
<input type="checkbox"/>	Refer as FCC KDB 789033, clause E Method PM-G (using an RF average power meter).
<input type="checkbox"/>	For conducted measurement.
	<ul style="list-style-type: none"> If the EUT supports multiple transmit chains using options given below: Refer as FCC KDB 662911, In-band power measurements. Using the measure-and-sum approach, measured all transmit ports individually. Sum the power (in linear power units e.g., mW) of all ports for each individual sample and save them.
	<ul style="list-style-type: none"> If multiple transmit chains, EIRP calculation could be following as methods: $P_{total} = P_1 + P_2 + \dots + P_n$ (calculated in linear unit [mW] and transfer to log unit [dBm]) $EIRP_{total} = P_{total} + DG$
<input checked="" type="checkbox"/>	For radiated measurement.
	<ul style="list-style-type: none"> Refer as ANSI C63.10, clause 6.6 for radiated emissions above 1GHz. Refer as FCC KDB 789033, clause II A.1.F "Antenna-port Conducted versus Radiated Testing" Refer as KDB 412172, clause 2.2 for EIRP calculation.

3.3.4 Test Setup



3.3.5 Test Result of Maximum Equivalent Isotropically Radiated Power (E.I.R.P)

Refer as Appendix C



3.4 Peak Power Spectral Density (E.I.R.P.)

3.4.1 Peak Power Spectral Density (E.I.R.P.) Limit

Peak Power Spectral Density (E.I.R.P.) Limit	
UNII Devices	
<input checked="" type="checkbox"/> For the 5.925 ~ 6.425 GHz band:	
<input type="checkbox"/>	<ul style="list-style-type: none"> ▪ For standard power access point and fixed client device : e.i.r.p PSD < 23 dBm/MHz. ▪ For indoor access point : e.i.r.p PSD < 5 dBm/MHz. ▪ For subordinate device control of an indoor access point : e.i.r.p PSD < 5 dBm/MHz. ▪ For client device control of a standard power access point : e.i.r.p PSD < 17 dBm/MHz. ▪ For client device control of an indoor access point : e.i.r.p PSD < -1 dBm/MHz.
<input checked="" type="checkbox"/> For the 6.425 ~ 6.525 GHz band:	
<input type="checkbox"/>	<ul style="list-style-type: none"> ▪ For indoor access point : e.i.r.p PSD < 5 dBm/MHz. ▪ For client device control of an indoor access point : e.i.r.p PSD < -1 dBm/MHz.
<input checked="" type="checkbox"/> For the 6.525 ~ 6.875 GHz band:	
<input type="checkbox"/>	<ul style="list-style-type: none"> ▪ For standard power access point and fixed client device : e.i.r.p PSD < 23 dBm/MHz. ▪ For indoor access point : e.i.r.p PSD < 5 dBm/MHz. ▪ For subordinate device control of an indoor access point : e.i.r.p PSD < 5 dBm/MHz. ▪ For client device control of a standard power access point : e.i.r.p PSD < 17 dBm/MHz. ▪ For client device control of an indoor access point : e.i.r.p PSD < -1 dBm/MHz.
<input checked="" type="checkbox"/> For the 6.875 ~ 7.125 GHz band:	
<input type="checkbox"/>	<ul style="list-style-type: none"> ▪ For indoor access point : e.i.r.p PSD < 5 dBm/MHz. ▪ For client device control of an indoor access point : e.i.r.p PSD < -1 dBm/MHz.

3.4.2 Measuring Instruments

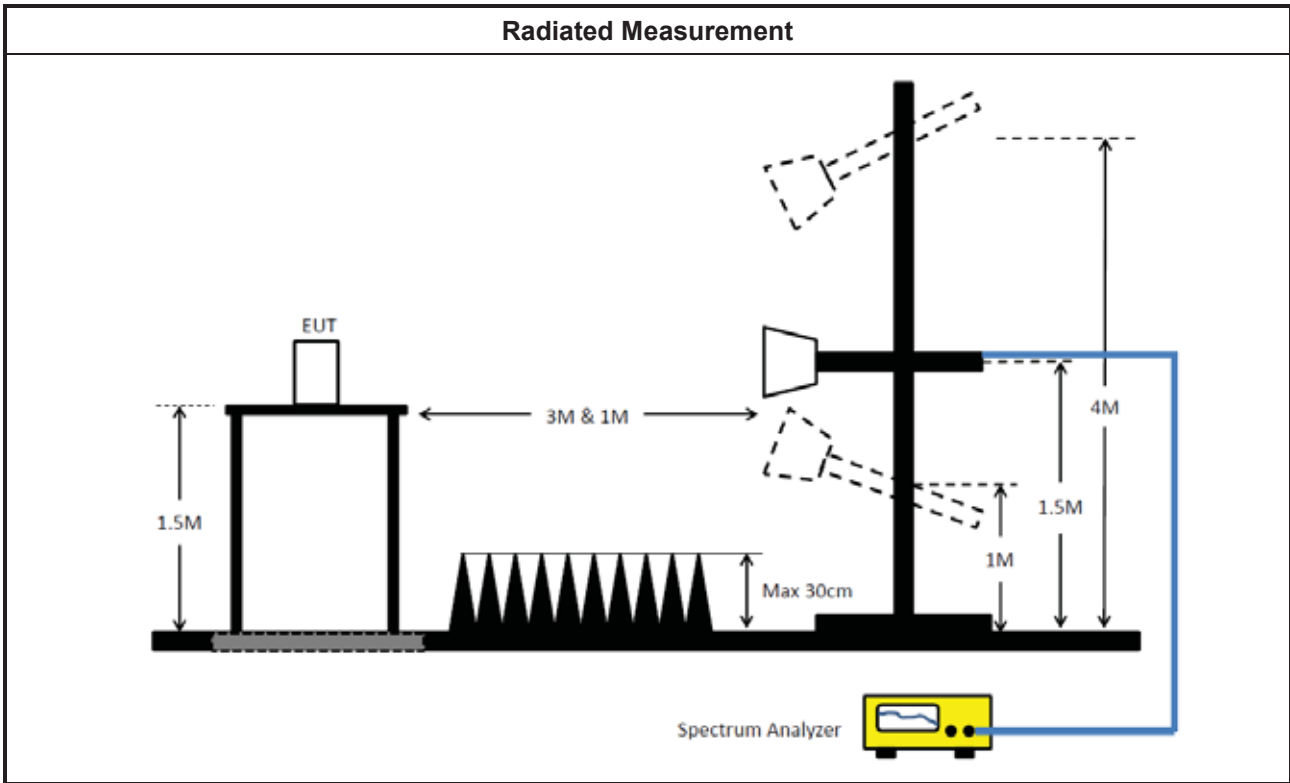
Refer a test equipment and calibration data table in this test report.



3.4.3 Test Procedures

Test Method	
<ul style="list-style-type: none"> ▪ Peak power spectral density procedures that the same method as used to determine the conducted output power shall be used to determine the peak power spectral density and use the peak search function on the spectrum analyzer to find the peak of the spectrum. For the peak power spectral density shall be measured using below options: 	
	<input type="checkbox"/> Refer as FCC KDB 789033, F)5) power spectral density can be measured using resolution bandwidths < 1 MHz provided that the results are integrated over 1 MHz bandwidth
	<input checked="" type="checkbox"/> Refer as FCC KDB 789033, clause E Method SA-2. (spectral trace averaging)
	<input type="checkbox"/> Refer as FCC KDB 789033, clause E Method SA-2 Alt. (RMS detection with slow sweep speed)
<input type="checkbox"/> For conducted measurement.	
<ul style="list-style-type: none"> ▪ If the EUT supports multiple transmit chains using options given below: 	
	<input type="checkbox"/> Option 1: Measure and sum the spectra across the outputs. Refer as FCC KDB 662911, In-band power spectral density (PSD). Sample all transmit ports simultaneously using a spectrum analyzer for each transmit port. Where the trace bin-by-bin of each transmit port summing can be performed. (i.e., in the first spectral bin of output 1 is summed with that in the first spectral bin of output 2 and that from the first spectral bin of output 3, and so on up to the NTX output to obtain the value for the first frequency bin of the summed spectrum.). Add up the amplitude (power) values for the different transmit chains and use this as the new data trace.
	<input type="checkbox"/> Option 2: Measure and sum spectral maxima across the outputs. With this technique, spectra are measured at each output of the device at the required resolution bandwidth. The maximum value (peak) of each spectrum is determined. These maximum values are then summed mathematically in linear power units across the outputs. These operations shall be performed separately over frequency spans that have different out-of-band or spurious emission limits,
	<input type="checkbox"/> Option 3: Measure and add 10 log(N) dB, where N is the number of transmit chains. Refer as FCC KDB 662911, In-band power spectral density (PSD). Performed at each transmit chains and each transmit chains shall be compared with the limit have been reduced with 10 log(N). Or each transmit chains shall be add 10 log(N) to compared with the limit.
	<ul style="list-style-type: none"> ▪ If multiple transmit chains, EIRP PPSD calculation could be following as methods: $PPSD_{total} = PPSD_1 + PPSD_2 + \dots + PPSD_n$ (calculated in linear unit [mW] and transfer to log unit [dBm]) $EIRP_{total} = PPSD_{total} + DG$
<input checked="" type="checkbox"/> For radiated measurement.	
	<ul style="list-style-type: none"> ▪ Refer as ANSI C63.10, clause 6.6 for radiated emissions above 1GHz.
	<ul style="list-style-type: none"> ▪ Refer as KDB 789033, clause II A.1.F "Antenna-port Conducted versus Radiated Testing"
	<ul style="list-style-type: none"> ▪ Refer as KDB 412172, clause 2.2 for EIRP calculation.

3.4.4 Test Setup



3.4.5 Test Result of Peak Power Spectral Density (E.I.R.P.)

Refer as Appendix D



3.5 Unwanted Emissions

3.5.1 Transmitter Unwanted Emissions Limit

Unwanted emissions below 1 GHz and restricted band emissions above 1GHz limit			
Frequency Range (MHz)	Field Strength (uV/m)	Field Strength (dBuV/m)	Measure Distance (m)
0.009~0.490	2400/F(kHz)	48.5 - 13.8	300
0.490~1.705	24000/F(kHz)	33.8 - 23	30
1.705~30.0	30	29	30
30~88	100	40	3
88~216	150	43.5	3
216~960	200	46	3
Above 960	500	54	3

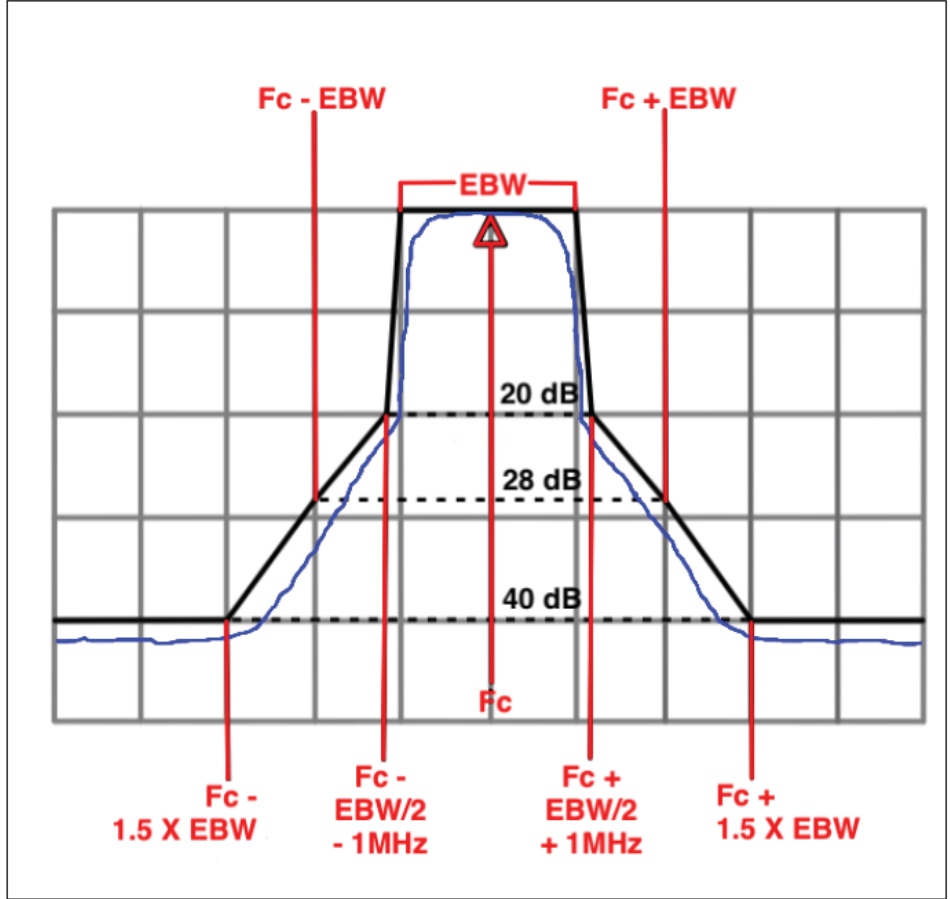
Note 1: Test distance for frequencies at or above 30 MHz, measurements may be performed at a distance other than the limit distance provided they are not performed in the near field and the emissions to be measured can be detected by the measurement equipment. When performing measurements at a distance other than that specified, the results shall be extrapolated to the specified distance using an extrapolation factor of 20 dB/decade (inverse of linear distance for field-strength measurements, inverse of linear distance-squared for power-density measurements).

Note 2: Test distance for frequencies at below 30 MHz, measurements may be performed at a distance closer than the EUT limit distance; however, an attempt should be made to avoid making measurements in the near field. When performing measurements below 30 MHz at a closer distance than the limit distance, the results shall be extrapolated to the specified distance by either making measurements at a minimum of two or more distances on at least one radial to determine the proper extrapolation factor or by using the square of an inverse linear distance extrapolation factor (40 dB/decade). The test report shall specify the extrapolation method used to determine compliance of the EUT.

Note 3: Using the distance of 1m during the test for above 18 GHz, and the test value to correct for the distance factor at 3m($20 \times \log(\text{standard distance}/ \text{test distance}) = 20\log(3/1) = 9.54\text{dB}$).
 EX. Above 18GHz emission limit calculation (3m to 1m) = $54\text{dBuV/m at 3m} + 9.54\text{dB} = 63.54\text{ dBuV/m at 1m}$.

Un-restricted band emissions above 1GHz Limit	
Frequency	Limit
Any outside the 5.945 – 7.125 GHz emission	e.i.r.p. -27 dBm [68.2 dBuV/m@3m] Note 1: Using the distance of 1m during the test for above 18 GHz, and the test value to correct for the distance factor at 3m($20 \times \log(\text{standard distance}/ \text{test distance}) = 20\log(3/1) = 9.54\text{dB}$). EX. Above 18GHz emission limit calculation (3m to 1m) = $68.2\text{dBuV/m at 3m} + 9.54\text{dB} = 77.74\text{ dBuV/m at 1m}$.
Frequency	Emission MASK Limit
5.945 – 7.125 GHz	Power spectral density must be suppressed by 20 dB at 1 MHz outside of channel edge, by 28 dB at one channel bandwidth from the channel center, and by 40 dB at one- and one-half times the channel bandwidth away from channel center. At frequencies between one megahertz outside an unlicensed device's channel edge and one channel bandwidth from the center of the channel, the

limits must be linearly interpolated between 20 dB and 28 dB suppression, and at frequencies between one and one- and one-half times an unlicensed device's channel bandwidth, the limits must be linearly interpolated between 28 dB and 40 dB suppression. Emissions removed from the channel center by more than one- and one-half times the channel bandwidth must be suppressed by at least 40 dB. The channel bandwidth is defined as 26 dB EBW.





3.5.2 Measuring Instruments

Refer a test equipment and calibration data table in this test report.

3.5.3 Test Procedures

Test Method	
<ul style="list-style-type: none"> ▪ Measurements may be performed at a distance other than the limit distance provided they are not performed in the near field and the emissions to be measured can be detected by the measurement equipment. Measurements shall not be performed at a distance greater than 30 m for frequencies above 30 MHz, unless it can be further demonstrated that measurements at a distance of 30 m or less are impractical. When performing measurements at a distance other than that specified, the results shall be extrapolated to the specified distance using an extrapolation factor of 20 dB/decade (inverse of linear distance for field-strength measurements, inverse of linear distance-squared for power-density measurements). 	
<ul style="list-style-type: none"> ▪ The average emission levels shall be measured in [duty cycle ≥ 98 or duty factor]. 	
<ul style="list-style-type: none"> ▪ For the transmitter unwanted emissions shall be measured using following options below: 	
	<ul style="list-style-type: none"> ▪ Refer as FCC KDB 789033, clause G)2) for unwanted emissions into non-restricted bands.
	<ul style="list-style-type: none"> ▪ Refer as FCC KDB 789033, clause G)1) for unwanted emissions into restricted bands.
<input checked="" type="checkbox"/>	Refer as FCC KDB 789033, G)6) Method AD (Trace Averaging). (For unrestricted band measurement)
<input type="checkbox"/>	Refer as FCC KDB 789033, G)6) Method VB (Reduced VBW).
<input checked="" type="checkbox"/>	Refer as ANSI C63.10, clause 11.12.2.5.3 (Reduced VBW). VBW ≥ 1/T, where T is pulse time.(For restricted band average measurement)
<input type="checkbox"/>	Refer as ANSI C63.10, clause 7.5 average value of pulsed emissions.
<input checked="" type="checkbox"/>	Refer as FCC KDB 789033, clause G)5) measurement procedure peak limit.
<input type="checkbox"/>	Refer as ANSI C63.10, clause 4.1.4.2.2 measurement procedure peak limit.
<input checked="" type="checkbox"/>	Refer as FCC KDB 789033, clause G)3)d)ii) for Band edge Integration measurements.
<ul style="list-style-type: none"> ▪ For emission MASK shall be measured using following options below: 	
<input checked="" type="checkbox"/>	Refer as KDB 987594 D02, J) In-Band Emissions
<ul style="list-style-type: none"> ▪ For radiated measurement. 	
	<ul style="list-style-type: none"> ▪ Refer as ANSI C63.10, clause 6.4 for radiated emissions below 30 MHz and test distance is 3m.
	<ul style="list-style-type: none"> ▪ Refer as ANSI C63.10, clause 6.5 for radiated emissions 30 MHz to 1 GHz and test distance is 3m.
	<ul style="list-style-type: none"> ▪ Refer as ANSI C63.10, clause 6.6 for radiated emissions above 1GHz.
<ul style="list-style-type: none"> ▪ The any unwanted emissions level shall not exceed the fundamental emission level. 	
<ul style="list-style-type: none"> ▪ All amplitude of spurious emissions that are attenuated by more than 20 dB below the permissible value has no need to be reported. 	



Test Method	
<ul style="list-style-type: none"> ▪ For conducted and cabinet radiation measurement, refer as FCC KDB 789033, clause G)3). 	
	<ul style="list-style-type: none"> ▪ For conducted unwanted emissions into non-restricted bands (relative emission limits). Devices with multiple transmit chains: Refer as FCC KDB 662911, when testing out-of-band and spurious emissions against relative emission limits, tests may be performed on each output individually without summing or adding 10 log(N) if the measurements are made relative to the in-band emissions on the individual outputs.
	<ul style="list-style-type: none"> ▪ For conducted unwanted emissions into restricted bands (absolute emission limits). Devices with multiple transmit chains using options given below: (1) Measure and sum the spectra across the outputs or (2) Measure and add 10 log(N) dB
	<ul style="list-style-type: none"> ▪ For FCC KDB 662911 The methodology described here may overestimate array gain, thereby resulting in apparent failures to satisfy the out-of-band limits even if the device is actually compliant. In such cases, compliance may be demonstrated by performing radiated tests around the frequencies at which the apparent failures occurred.

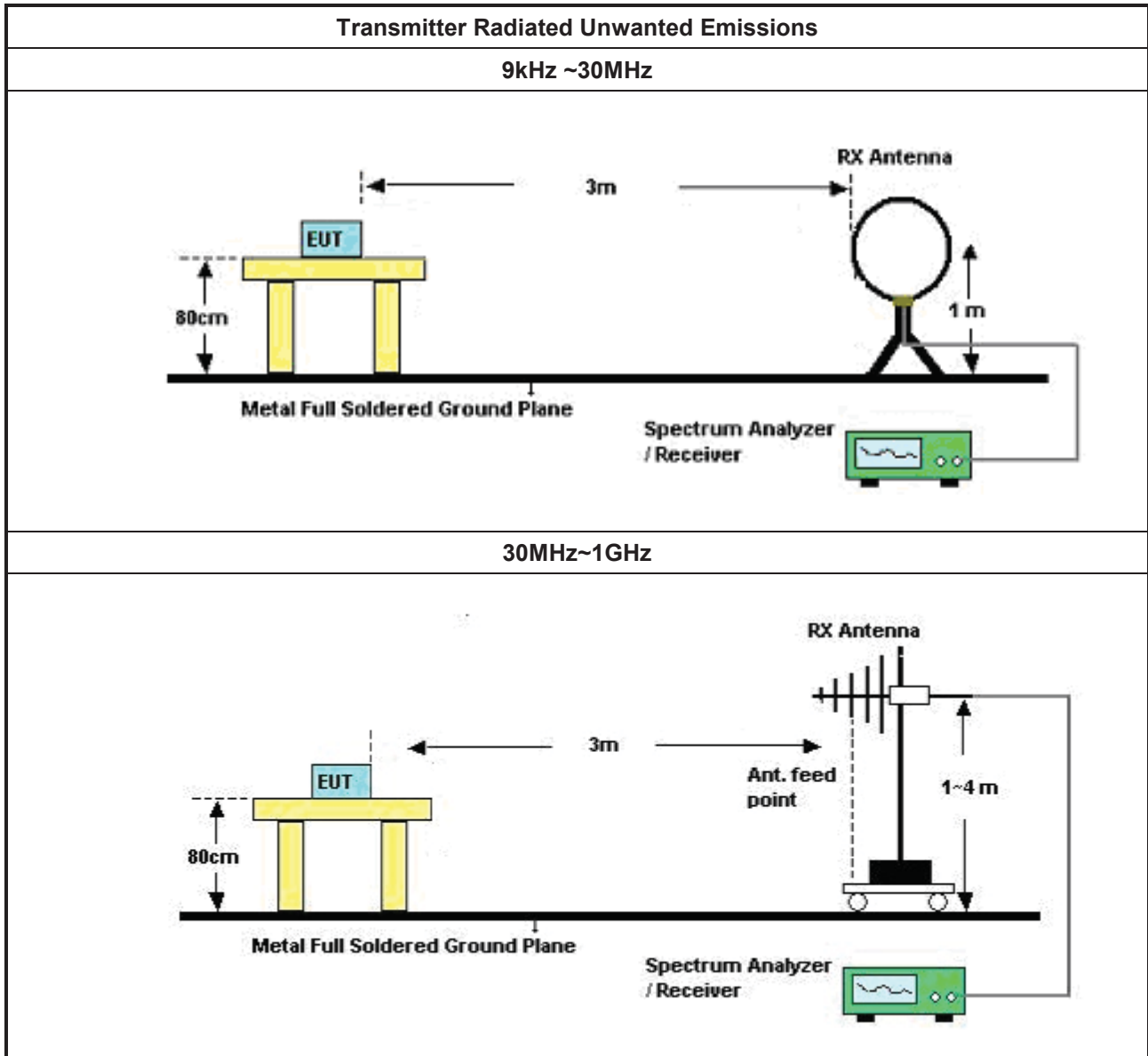
<ul style="list-style-type: none"> ▪ Use the following spectrum analyzer settings: 	
	<ul style="list-style-type: none"> ▪ Set RBW=100 kHz for f < 1 GHz; VBW=3 * RBW; Sweep = auto; Detector function = peak; Trace = max hold.
	<ul style="list-style-type: none"> ▪ Set RBW = 1 MHz, VBW= 3MHz for f ≥ 1 GHz for peak measurement. For average measurement, refer as 1.1.4.
<ul style="list-style-type: none"> ▪ KDB 414788 Open-Field Test Sites and Chamber Correlation Justification. 	
	<ul style="list-style-type: none"> ▪ Based on FCC 15.31 (f) (2): measurements may be performed at a distance closer than that specified in regulations; however, an attempt should be made to avoid making measurements in the near field.
	<ul style="list-style-type: none"> ▪ Open-field site and chamber correlation testing had been performed and chamber measured test result is the worst case test result.

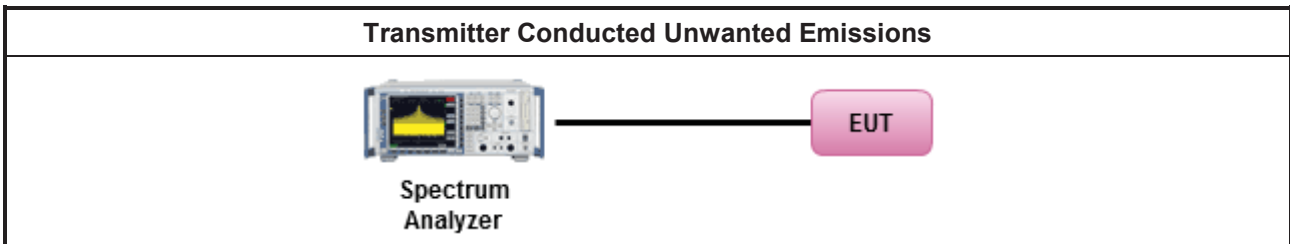
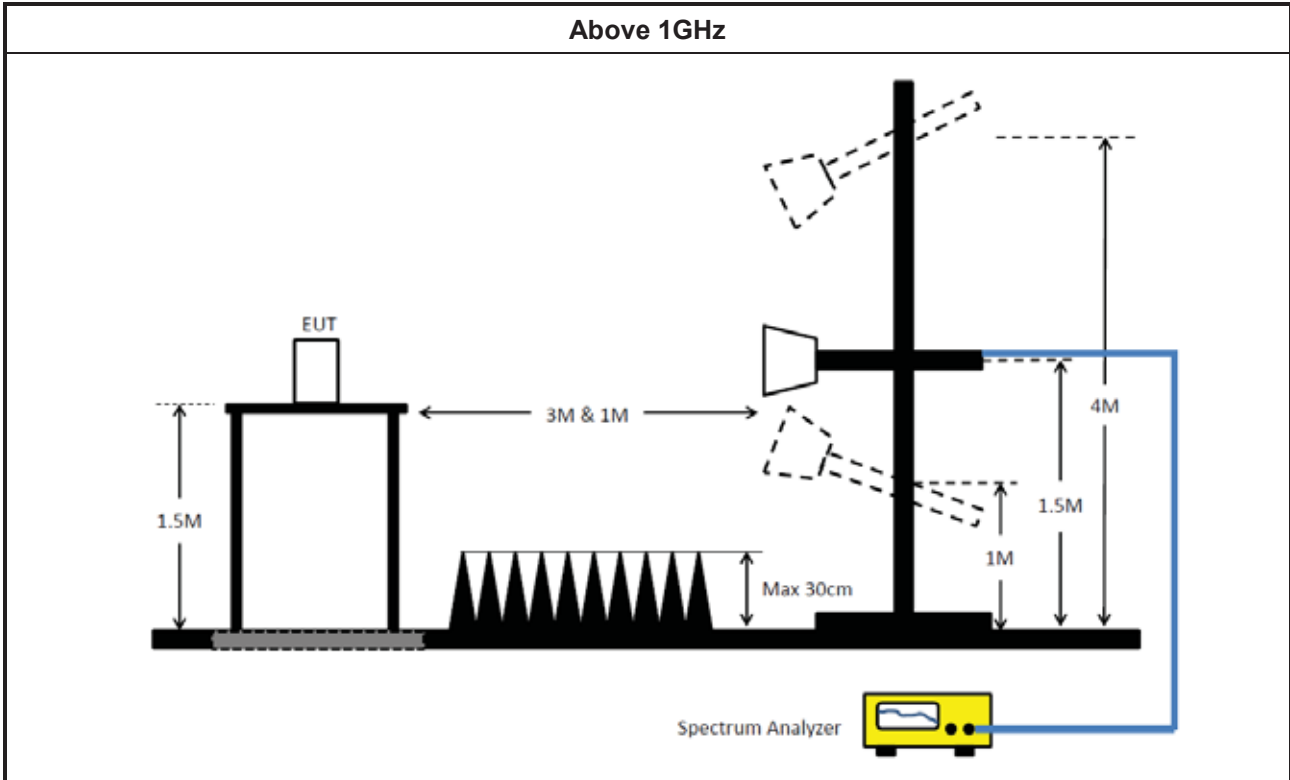
3.5.4 Measurement Results Calculation

The measured Level is calculated using:

Corrected Reading: Raw(Read Level) + AF(Antenna Factor) + CL(Cable Loss) - PA(Preamplifier Factor)

3.5.5 Test Setup





3.5.6 Transmitter Unwanted Emissions (Below 30MHz)

The amplitude of spurious emissions which are attenuated by more than 20dB below the permissible value has no need to be reported.

3.5.7 Test Result of Transmitter Unwanted Emissions

Refer as Appendix E

3.6 Contention Based Protocol

3.6.1 Contention Based Protocol Limit

EUT can detect an AWGN signal with 90% (or better) level of certainty.

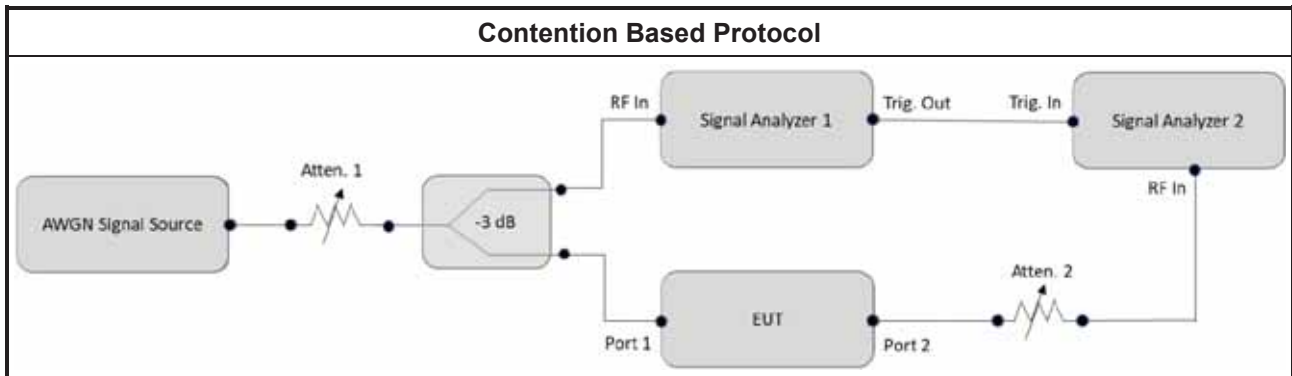
3.6.2 Measuring Instruments

Refer a test equipment and calibration data table in this test report.

3.6.3 Test Procedures

Test Method	
<input type="checkbox"/>	For Contention Based Protocol shall be measured using following options below:
<input checked="" type="checkbox"/>	Refer as KDB 987594 D02, I) Contention Based Protocol.

3.6.4 Test Setup



3.6.5 Test Result of Contention Based Protocol

Refer as Appendix F



4 Test Equipment and Calibration Data

Instrument for AC Conduction

Instrument	Manufacturer /Brand	Model No.	Serial No.	Spec.	Calibration Date	Calibration Due Date
EMI Test Receiver	ROHDE & SCHWARZ	ESR	102318	9kHz ~ 3.6GHz	27/Dec/2023	26/Dec/2024
LISN(Artificial Mains Network)	SCHWARZBECK	NSLK 8127	8127477	9kHz ~ 30MHz	12/Apr/2024	11/Apr/2025
Two-Line V-Network	R&S	ENV 216	101274	9kHz ~ 30MHz	18/Jun/2024	17/Jun/2025
RF Cable 5m	TITAN	TITAN	CO04-cable-01	9 kHz~200MHz	27/Feb/2024	26/Feb/2025
Impuls Begrenzer Pulse Limiter	SCHWARZBECK	VTSD 9561-F	9561-F041	9kHz ~ 30MHz	18/Oct/2023	17/Oct/2024
Software	Sporton	SENSE-EMI	V5.11.3	-	NCR	NCR

NCR: No Calibration Required

Instrument for Conducted Test

Instrument	Manufacturer /Brand	Model No.	Serial No.	Spec.	Calibration Date	Calibration Due Date
Signal Analyzer	R&S	FSV 40	101515	9kHz~40GHz	02/Feb/2024	01/Feb/2025
SMB100A Signal Generator	R&S	SMB100A	181147	100kHz~40GHz	20/Oct/2023	19/Oct/2024
Power Meter	Anritsu	ML2495A	1517010	300MHz~40GHz	15/Dec/2023	14/Dec/2024
Pulse Sensor	Anritsu	MA2411B	1339407	300MHz~40GHz	15/Dec/2023	14/Dec/2024
SENSE-15407_NII	Sporton	V5.11.18	N/A	N/A	N/A	N/A

Instrument for Radiated Test (Non-Beamforming)

Instrument	Manufacturer /Brand	Model No.	Serial No.	Spec.	Calibration Date	Calibration Due Date
3m Semi Anechoic Chamber	TDK	SAC-3M	03CH24-HY	30MHz~1GHz 3m	17/Aug/2023	16/Aug/2024
3m Semi Anechoic Chamber	TDK	SAC-3M	03CH24-HY	1GHz~18GHz 3m	03/Aug/2023	02/Aug/2024
EMI Test Receiver	ROHDE & SCHWARZ	ESR	102318	9kHz~3.6GHz	27/Dec/2023	26/Dec/2024
Signal Analyzer	ROHDE&SCHWARZ	FSV3044	101345	10Hz~44GHz	10/Aug/2023	09/Aug/2024
Loop Antenna	TESEQ	HLA 6120	31244	9kHz~30MHz	19/Mar/2024	18/Mar/2025
Bilog Antenna & 6dB Attenuator	TESEQ / Woken	CBL 6112D / 00800N1D01N-06	35376 / 02	30MHz~1GHz	14/Apr/2024	13/Apr/2025
Double Ridged Guide Horn Antenna	SCHWARZBECK	BBHA 9120 D	02744	1GHz~18GHz	17/Aug/2023	16/Aug/2024
Broadband Horn Antenna	SCHWARZBECK	BBHA 9170	01248	18GHz~40GHz	21/Aug/2023	20/Aug/2024
RF Cable	HUBER+SUHNER	SUOFLEX 104	CB002	9kHz~1GHz	21/Jul/2023	20/Jul/2024
RF Cable	HUBER+SUHNER	SUOFLEX 102	CB001	1GHz~40GHz	21/Jul/2023	20/Jul/2024
Pre-Amplifier	Aglient	8447D	2944A06292	30MHz~1GHz	18/Apr/2024	17/Apr/2025
Amplifier	EM	EM01G18G	060870	1GHz ~18GHz	10/Aug/2023	09/Aug/2024
Microwave Prempplier	EMC INSTRUMENTS	EM18G40G	060604	18GHz ~ 40GHz	19/Apr/2024	18/Apr/2025
SENSE-15407-NII	Sporton	V5.11.18	NA	NA	NA	NA



Instrument for Radiated Test (Beamforming)

Table with 7 columns: Instrument, Manufacturer /Brand, Model No., Serial No., Spec., Calibration Date, Calibration Due Date. Contains 20 rows of instrument data.

Instrument for Radiated Test (Co-location)

Table with 7 columns: Instrument, Manufacturer /Brand, Model No., Serial No., Spec., Calibration Date, Calibration Due Date. Contains 10 rows of instrument data.



Instrument for Contention-Based Protocol Test

Instrument	Manufacturer /Brand	Model No.	Serial No.	Spec.	Calibration Date	Calibration Due Date
Spectrum Analyzer	R&S	FSP40	100593	9 kHz ~ 40GHz	11/Mar/2024	10/Mar/2025
Vector Signal Generator	R&S	SMW200A	111529	100kHz~7.5GHz	12/Mar/2024	11/Mar/2025
DFS-Adaptivity	Sporton	Ver 2.10	N/A	N/A	N/A	N/A
Adaptivity Analysis-5G	Sporton	Ver 2.10	N/A	N/A	N/A	N/A



Conducted Emissions at Powerline_Non-Beamforming_Radio 2 Appendix A

Summary

Mode	Result	Type	Freq (Hz)	Level (dBuV)	Limit (dBuV)	Margin (dB)	Condition
Mode 1	Pass	QP	171.806k	42.95	64.87	-21.92	Line



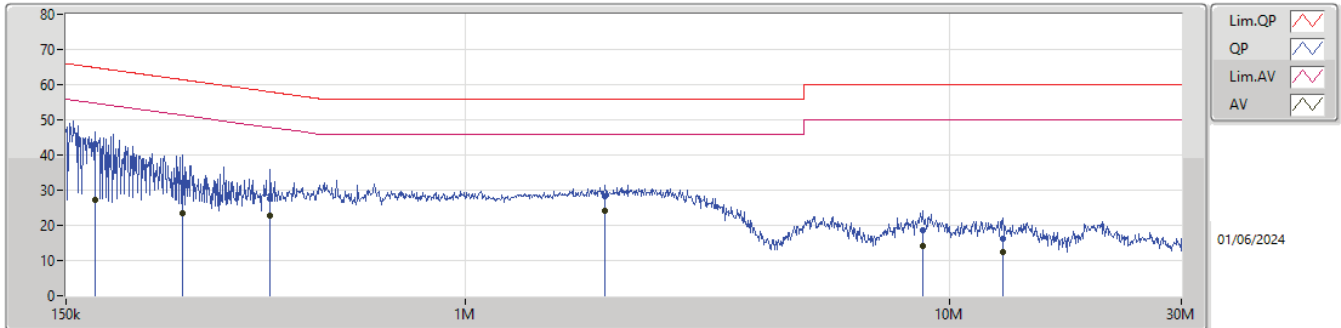
Conducted Emissions at Powerline_Non-Beamforming_Radio 2 Appendix A

Result

Mode	Result	Type	Freq (Hz)	Level (dBuV)	Limit (dBuV)	Margin (dB)	Condition	Comments
Mode 1	Pass	QP	171.806k	42.95	64.87	-21.92	Line	-
Mode 1	Pass	AV	171.806k	27.38	54.87	-27.49	Line	-
Mode 1	Pass	QP	261.263k	32.17	61.39	-29.22	Line	-
Mode 1	Pass	AV	261.263k	23.37	51.39	-28.02	Line	-
Mode 1	Pass	QP	395.716k	27.42	57.95	-30.53	Line	-
Mode 1	Pass	AV	395.716k	22.69	47.95	-25.26	Line	-
Mode 1	Pass	QP	1.938M	28.12	56.00	-27.88	Line	-
Mode 1	Pass	AV	1.938M	24.01	46.00	-21.99	Line	-
Mode 1	Pass	QP	8.765M	18.46	60.00	-41.54	Line	-
Mode 1	Pass	AV	8.765M	14.01	50.00	-35.99	Line	-
Mode 1	Pass	QP	12.858M	16.08	60.00	-43.92	Line	-
Mode 1	Pass	AV	12.858M	12.31	50.00	-37.69	Line	-
Mode 1	Pass	QP	183.137k	40.94	64.34	-23.40	Neutral	-
Mode 1	Pass	AV	183.137k	26.82	54.34	-27.52	Neutral	-
Mode 1	Pass	QP	235.505k	34.53	62.25	-27.72	Neutral	-
Mode 1	Pass	AV	235.505k	23.83	52.25	-28.42	Neutral	-
Mode 1	Pass	QP	321.537k	27.95	59.67	-31.72	Neutral	-
Mode 1	Pass	AV	321.537k	22.04	49.67	-27.63	Neutral	-
Mode 1	Pass	QP	2.125M	27.68	56.00	-28.32	Neutral	-
Mode 1	Pass	AV	2.125M	23.58	46.00	-22.42	Neutral	-
Mode 1	Pass	QP	12.159M	20.72	60.00	-39.28	Neutral	-
Mode 1	Pass	AV	12.159M	16.98	50.00	-33.02	Neutral	-
Mode 1	Pass	QP	21.094M	21.88	60.00	-38.12	Neutral	-
Mode 1	Pass	AV	21.094M	18.08	50.00	-31.92	Neutral	-

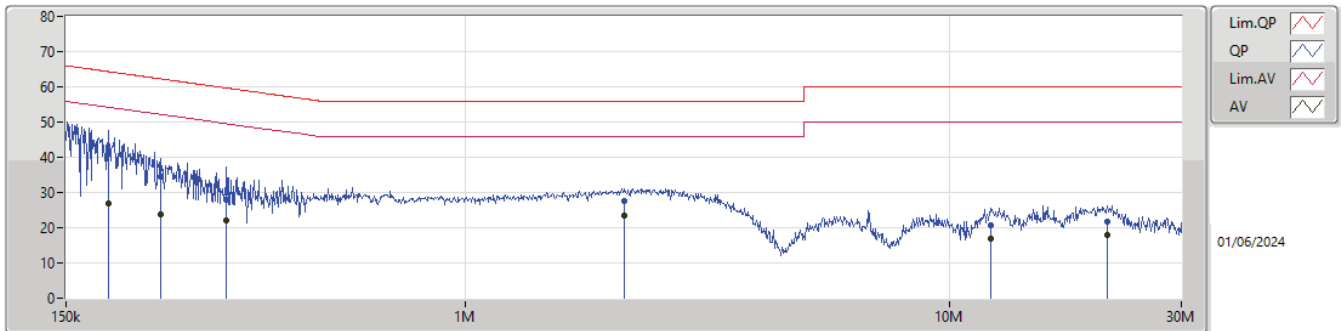


Conducted Emissions at Powerline_Mode 1



Type	Freq (Hz)	Level (dBuV)	Limit (dBuV)	Margin (dB)	Factor (dB)	Condition	Comment	Raw (dBuV)	LISN (dB)	CL (dB)	AT (dB)
QP	171.806k	42.95	64.87	-21.92	9.84	Line	-	33.11	0.04	0.08	9.72
AV	171.806k	27.38	54.87	-27.49	9.84	Line	-	17.54	0.04	0.08	9.72
QP	261.263k	32.17	61.39	-29.22	9.85	Line	-	22.32	0.04	0.10	9.71
AV	261.263k	23.37	51.39	-28.02	9.85	Line	-	13.52	0.04	0.10	9.71
QP	395.716k	27.42	57.95	-30.53	9.93	Line	-	17.49	0.05	0.12	9.76
AV	395.716k	22.69	47.95	-25.26	9.93	Line	-	12.76	0.05	0.12	9.76
QP	1.938M	28.12	56.00	-27.88	9.98	Line	-	18.14	0.07	0.11	9.80
AV	1.938M	24.01	46.00	-21.99	9.98	Line	-	14.03	0.07	0.11	9.80
QP	8.765M	18.46	60.00	-41.54	10.03	Line	-	8.43	0.19	0.05	9.79
AV	8.765M	14.01	50.00	-35.99	10.03	Line	-	3.98	0.19	0.05	9.79
QP	12.858M	16.08	60.00	-43.92	10.13	Line	-	5.95	0.25	0.07	9.81
AV	12.858M	12.31	50.00	-37.69	10.13	Line	-	2.18	0.25	0.07	9.81

Conducted Emissions at Powerline_Mode 1



Type	Freq (Hz)	Level (dBuV)	Limit (dBuV)	Margin (dB)	Factor (dB)	Condition	Comment	Raw (dBuV)	LISN (dB)	CL (dB)	AT (dB)
QP	183.137k	40.94	64.34	-23.40	9.84	Neutral	-	31.10	0.06	0.08	9.70
AV	183.137k	26.82	54.34	-27.52	9.84	Neutral	-	16.98	0.06	0.08	9.70
QP	235.505k	34.53	62.25	-27.72	9.86	Neutral	-	24.67	0.06	0.10	9.70
AV	235.505k	23.83	52.25	-28.42	9.86	Neutral	-	13.97	0.06	0.10	9.70
QP	321.537k	27.95	59.67	-31.72	9.91	Neutral	-	18.04	0.07	0.11	9.73
AV	321.537k	22.04	49.67	-27.63	9.91	Neutral	-	12.13	0.07	0.11	9.73
QP	2.125M	27.68	56.00	-28.32	10.00	Neutral	-	17.68	0.09	0.11	9.80
AV	2.125M	23.58	46.00	-22.42	10.00	Neutral	-	13.58	0.09	0.11	9.80
QP	12.159M	20.72	60.00	-39.28	10.18	Neutral	-	10.54	0.30	0.07	9.81
AV	12.159M	16.98	50.00	-33.02	10.18	Neutral	-	6.80	0.30	0.07	9.81
QP	21.094M	21.88	60.00	-38.12	10.36	Neutral	-	11.52	0.41	0.12	9.83
AV	21.094M	18.08	50.00	-31.92	10.36	Neutral	-	7.72	0.41	0.12	9.83



Summary

Mode	Max-N dB (Hz)	Max-OBW (Hz)	ITU-Code	Min-N dB (Hz)	Min-OBW (Hz)
5.925-6.425GHz	-	-	-	-	-
802.11be EHT20_Nss1,(MCS0)_2TX	21.285M	19.181M	19M2D1D	19.635M	18.974M
802.11be EHT40_Nss1,(MCS0)_2TX	42.35M	38.12M	38M1D1D	40.04M	37.889M
802.11be EHT80_Nss1,(MCS0)_2TX	81.18M	78.004M	78MOD1D	80.08M	76.986M
802.11be EHT160_Nss1,(MCS0)_2TX	166.76M	158.509M	159MD1D	161.48M	155.677M
802.11be EHT320_Nss1,(MCS0)_2TX	616M	319.03M	319MD1D	434.72M	316.584M
6.425-6.525GHz	-	-	-	-	-
802.11be EHT20_Nss1,(MCS0)_2TX	21.945M	19.043M	19MOD1D	20.295M	18.91M
802.11be EHT40_Nss1,(MCS0)_2TX	40.92M	37.977M	38MOD1D	38.72M	37.757M
802.11be EHT80_Nss1,(MCS0)_2TX	82.28M	77.89M	77M9D1D	80.08M	77.16M
802.11be EHT160_Nss1,(MCS0)_2TX	162.8M	157.545M	158MD1D	162.36M	156.9M
802.11be EHT320_Nss1,(MCS0)_2TX	451.44M	317.281M	317MD1D	447.04M	315.804M
6.525-6.875GHz	-	-	-	-	-
802.11be EHT20_Nss1,(MCS0)_2TX	21.505M	19.136M	19M1D1D	20.57M	18.95M
802.11be EHT40_Nss1,(MCS0)_2TX	43.01M	37.961M	38MOD1D	40.04M	37.73M
802.11be EHT80_Nss1,(MCS0)_2TX	81.18M	77.901M	77M9D1D	80.08M	76.783M
802.11be EHT160_Nss1,(MCS0)_2TX	164.56M	157.394M	157MD1D	161.92M	154.273M
802.11be EHT320_Nss1,(MCS0)_2TX	596.64M	318.397M	318MD1D	519.2M	316.924M
6.875-7.125GHz	-	-	-	-	-
802.11be EHT20_Nss1,(MCS0)_2TX	21.945M	19.13M	19M1D1D	20.35M	18.943M
802.11be EHT40_Nss1,(MCS0)_2TX	41.36M	38.168M	38M2D1D	40.26M	37.819M
802.11be EHT80_Nss1,(MCS0)_2TX	80.3M	77.904M	77M9D1D	80.08M	77.445M
802.11be EHT160_Nss1,(MCS0)_2TX	162.36M	156.508M	157MD1D	162.36M	156.359M

Max-N dB = Maximum 6dB down bandwidth for 5.725-5.85GHz band / Maximum 26dB down bandwidth for other band;
 Max-OBW = Maximum 99% occupied bandwidth;
 Min-N dB = Minimum 6dB down bandwidth for 5.725-5.85GHz band / Maximum 26dB down bandwidth for other band;
 Min-OBW = Minimum 99% occupied bandwidth



Result

Mode	Result	Limit (Hz)	Port 1-N dB (Hz)	Port 1-OBW (Hz)	Port 2-N dB (Hz)	Port 2-OBW (Hz)
802.11be EHT20_Nss1,(MCS0)_2TX	-	-	-	-	-	-
5955MHz	Pass	Inf	21.01M	18.993M	19.635M	19.169M
6195MHz	Pass	Inf	21.285M	19.029M	20.57M	18.988M
6415MHz	Pass	Inf	20.955M	18.974M	20.79M	19.181M
6435MHz	Pass	Inf	21.395M	19.031M	20.295M	18.91M
6475MHz	Pass	Inf	21.505M	19.033M	21.285M	19.041M
6515MHz	Pass	Inf	21.945M	19.008M	21.23M	19.043M
6535MHz	Pass	Inf	20.625M	19.057M	20.57M	18.977M
6695MHz	Pass	Inf	21.175M	19.064M	21.505M	18.95M
6875MHz	Pass	Inf	21.12M	19.136M	21.23M	19.018M
6895MHz	Pass	Inf	21.945M	18.971M	20.735M	18.943M
6995MHz	Pass	Inf	20.515M	19.081M	20.46M	18.949M
7095MHz	Pass	Inf	20.515M	19.13M	21.01M	19.05M
7115MHz	Pass	Inf	20.955M	19.006M	20.35M	19.001M
802.11be EHT40_Nss1,(MCS0)_2TX	-	-	-	-	-	-
5965MHz	Pass	Inf	41.14M	37.889M	41.58M	38.059M
6205MHz	Pass	Inf	41.91M	37.991M	40.04M	37.986M
6405MHz	Pass	Inf	41.14M	37.935M	42.35M	38.12M
6445MHz	Pass	Inf	38.72M	37.833M	39.16M	37.847M
6485MHz	Pass	Inf	38.94M	37.793M	39.27M	37.757M
6525MHz	Pass	Inf	40.15M	37.977M	40.92M	37.766M
6565MHz	Pass	Inf	43.01M	37.73M	40.04M	37.961M
6685MHz	Pass	Inf	40.92M	37.908M	40.59M	37.836M
6885MHz	Pass	Inf	40.26M	37.811M	40.81M	37.859M
6925MHz	Pass	Inf	40.92M	37.819M	40.26M	38.168M
7005MHz	Pass	Inf	40.81M	38.001M	40.81M	37.891M
7085MHz	Pass	Inf	41.36M	37.919M	41.03M	37.877M
802.11be EHT80_Nss1,(MCS0)_2TX	-	-	-	-	-	-
5985MHz	Pass	Inf	80.08M	77.803M	80.3M	76.986M
6225MHz	Pass	Inf	80.08M	77.513M	80.96M	77.232M
6385MHz	Pass	Inf	80.08M	77.593M	81.18M	78.004M
6465MHz	Pass	Inf	82.28M	77.62M	80.74M	77.89M
6545MHz	Pass	Inf	80.08M	77.864M	80.08M	77.16M
6625MHz	Pass	Inf	80.08M	77.414M	80.08M	77.251M
6705MHz	Pass	Inf	81.18M	77.886M	80.08M	76.783M
6785MHz	Pass	Inf	80.08M	77.413M	80.08M	77.741M
6865MHz	Pass	Inf	80.08M	77.901M	80.3M	77.6M
6945MHz	Pass	Inf	80.3M	77.739M	80.08M	77.73M
7025MHz	Pass	Inf	80.08M	77.904M	80.08M	77.445M
802.11be EHT160_Nss1,(MCS0)_2TX	-	-	-	-	-	-
6025MHz	Pass	Inf	161.92M	155.677M	162.36M	156.851M
6185MHz	Pass	Inf	161.92M	156.237M	166.76M	156.837M
6345MHz	Pass	Inf	163.24M	158.509M	161.48M	157.33M
6505MHz	Pass	Inf	162.8M	156.9M	162.36M	157.545M
6665MHz	Pass	Inf	164.56M	157.394M	161.92M	154.273M
6825MHz	Pass	Inf	162.36M	155.95M	161.92M	157.153M
6985MHz	Pass	Inf	162.36M	156.359M	162.36M	156.508M
802.11be EHT320_Nss1,(MCS0)_2TX	-	-	-	-	-	-
6105MHz	Pass	Inf	474.32M	316.584M	434.72M	318.056M
6265MHz	Pass	Inf	512.16M	317.415M	616M	319.03M
6425MHz	Pass	Inf	569.36M	318.483M	495.44M	317.044M
6585MHz	Pass	Inf	451.44M	317.281M	447.04M	315.804M
6745MHz	Pass	Inf	596.64M	317.716M	519.2M	316.924M
6905MHz	Pass	Inf	565.84M	318.397M	535.92M	317.3M



Port X-N dB = Port X 6dB down bandwidth for 5.725-5.85GHz band / 26dB down bandwidth for other band
Port X-OBW = Port X 99% occupied bandwidth

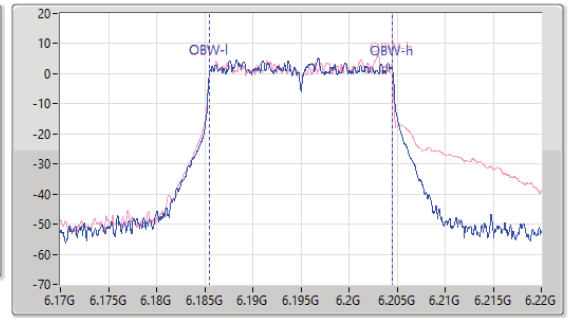
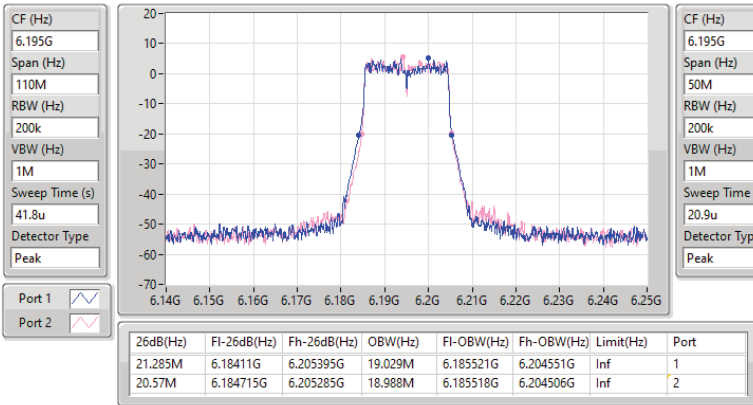


5.925-6.425GHz_802.11be EHT20_Nss1,(MCS0)_2TX

EBW

6195MHz

28/05/2024

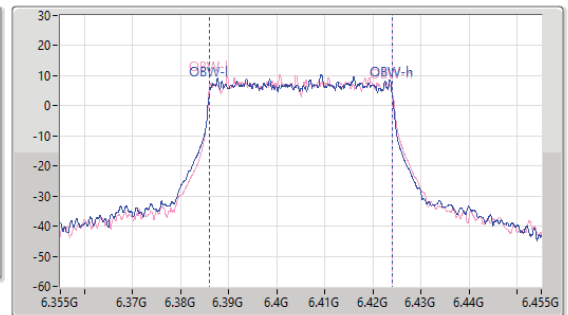
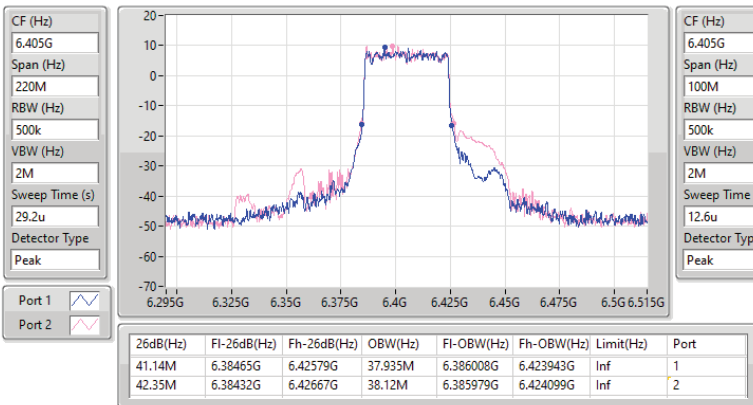


5.925-6.425GHz_802.11be EHT40_Nss1,(MCS0)_2TX

EBW

6405MHz

28/05/2024



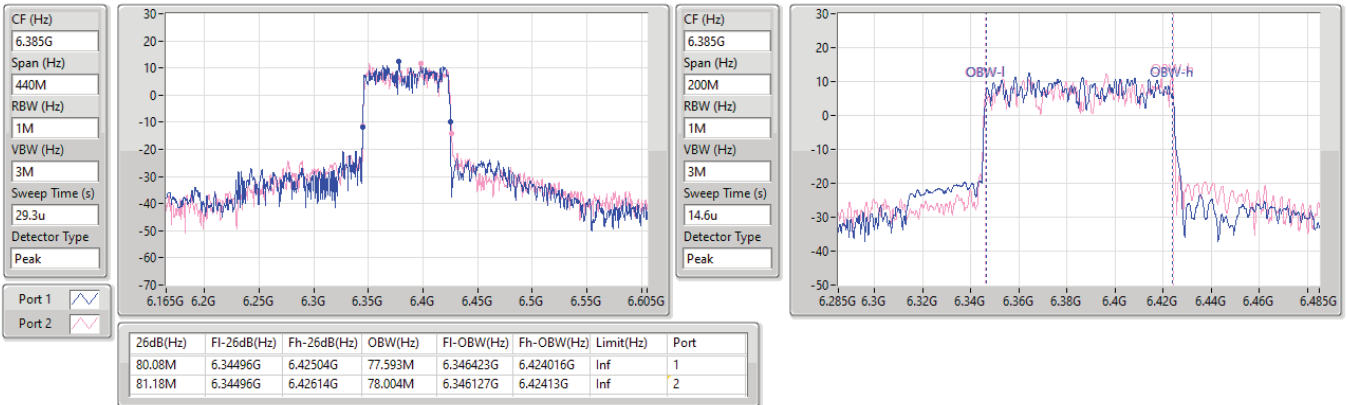


5.925-6.425GHz_802.11be EHT80_Nss1,(MCS0)_2TX

EBW

6385MHz

28/05/2024

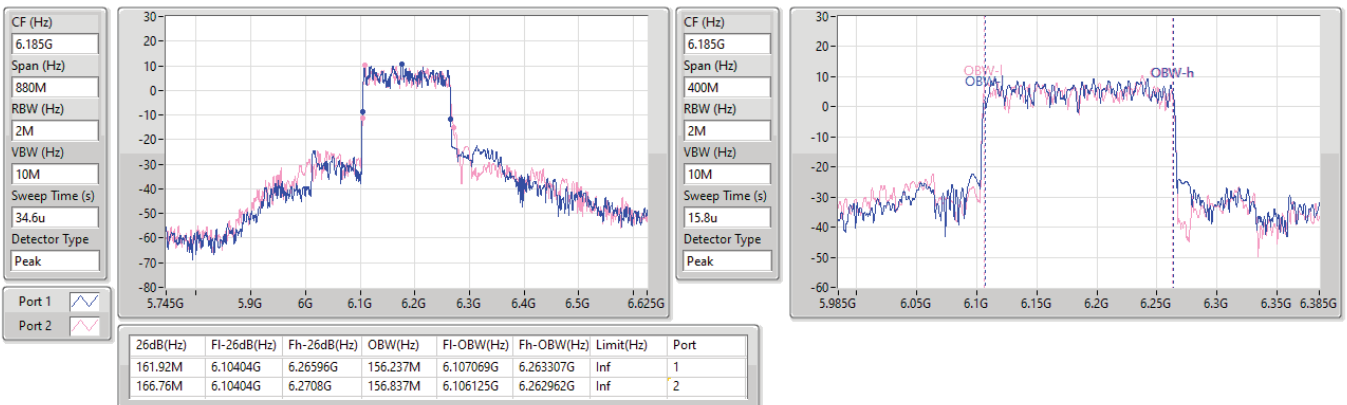


5.925-6.425GHz_802.11be EHT160_Nss1,(MCS0)_2TX

EBW

6185MHz

28/05/2024



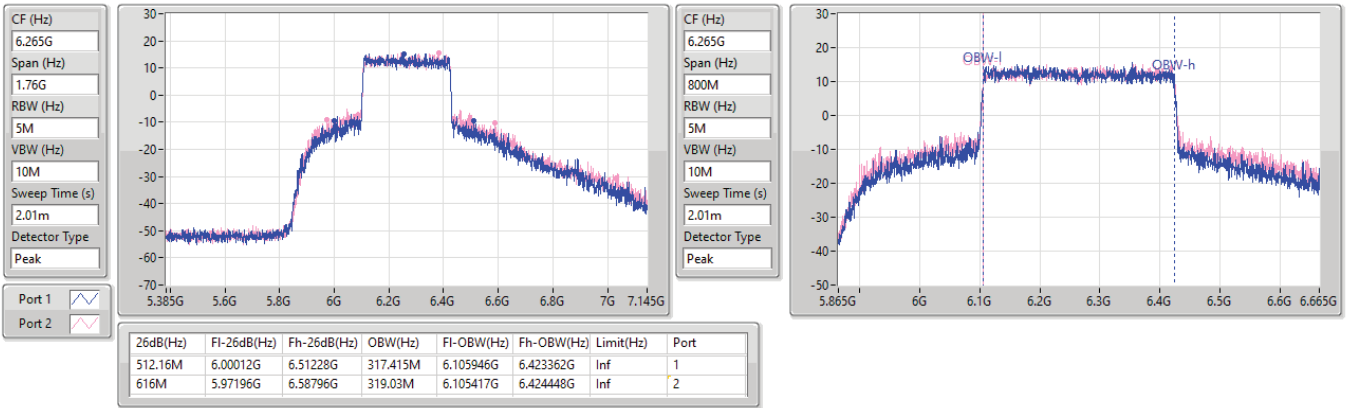


5.925-6.425GHz_802.11be EHT320_Nss1,(MCS0)_2TX

EBW

6265MHz

29/05/2024

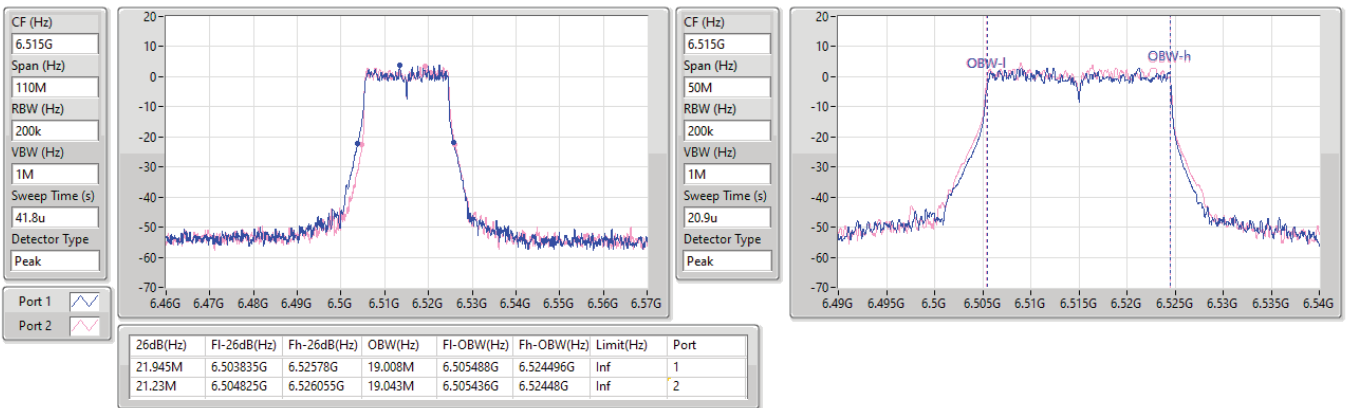


6.425-6.525GHz_802.11be EHT20_Nss1,(MCS0)_2TX

EBW

6515MHz

28/05/2024



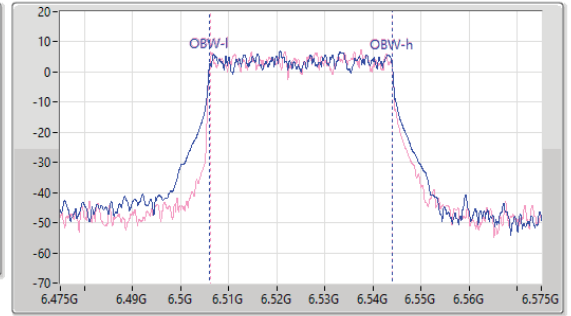
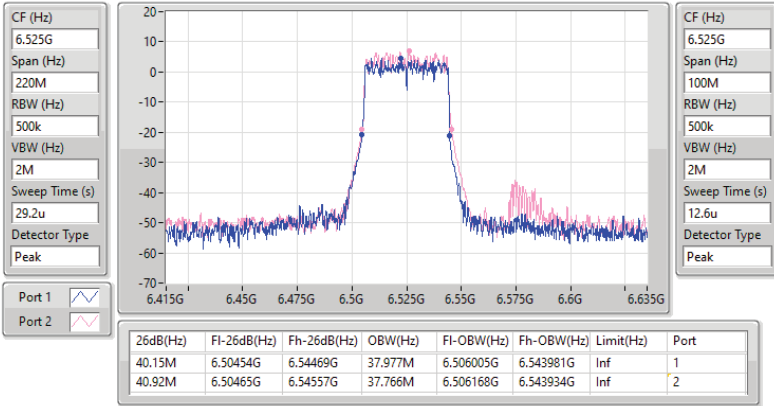


6.425-6.525GHz_802.11be EHT40_Nss1,(MCS0)_2TX

EBW

6525MHz

28/05/2024

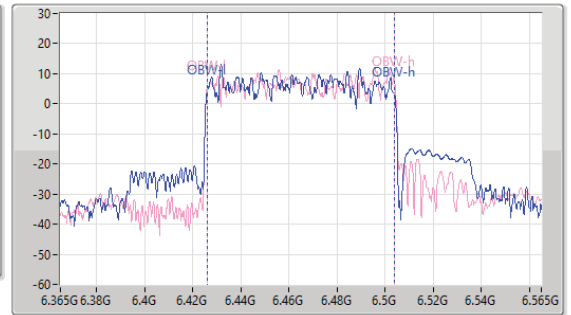
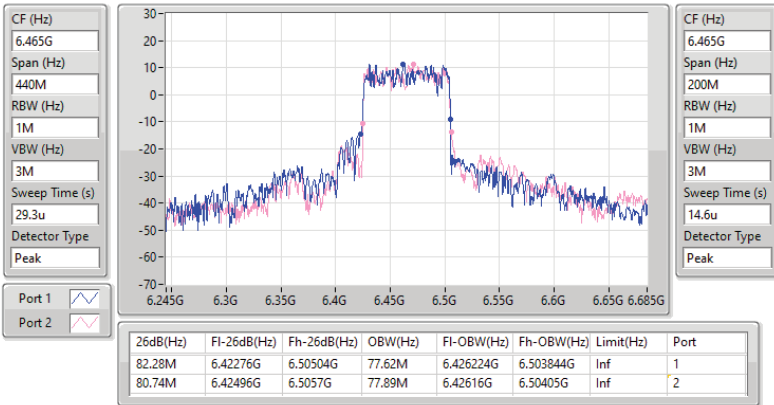


6.425-6.525GHz_802.11be EHT80_Nss1,(MCS0)_2TX

EBW

6465MHz

28/05/2024



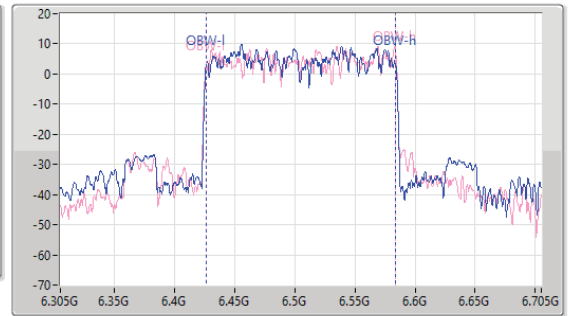
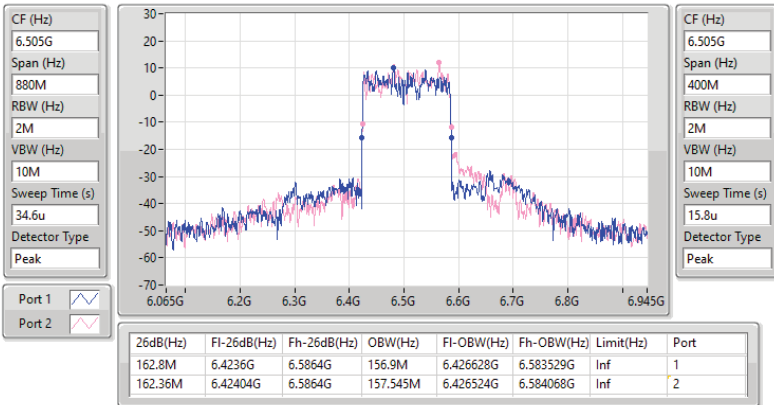


6.425-6.525GHz_802.11be EHT160_Nss1,(MCS0)_2TX

EBW

6505MHz

28/05/2024

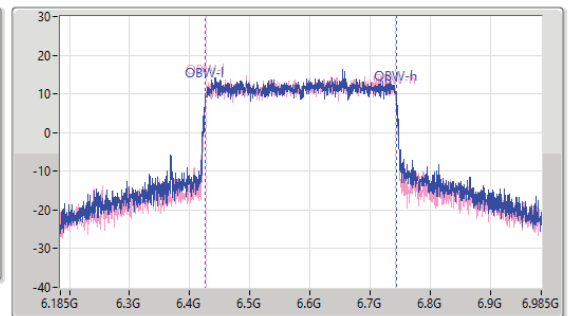
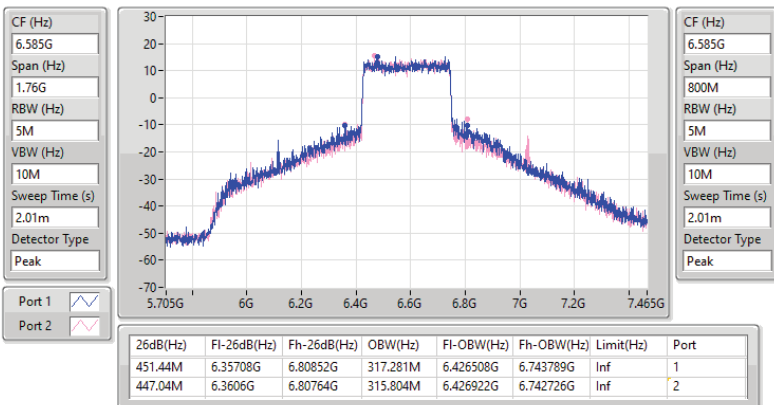


6.425-6.525GHz_802.11be EHT320_Nss1,(MCS0)_2TX

EBW

6585MHz

29/05/2024





6.525-6.875GHz_802.11be EHT20_Nss1,(MCS0)_2TX

EBW

6695MHz

28/05/2024

CF (Hz)
6.695G

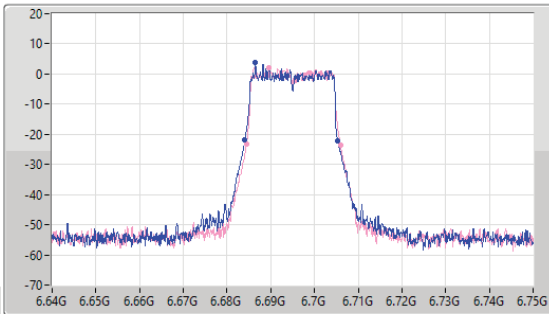
Span (Hz)
110M

RBW (Hz)
200k

VBW (Hz)
1M

Sweep Time (s)
41.8u

Detector Type
Peak



CF (Hz)
6.695G

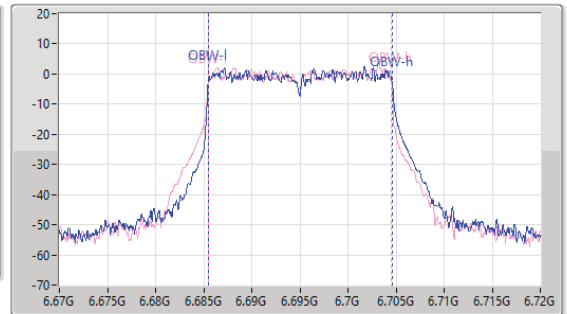
Span (Hz)
50M

RBW (Hz)
200k

VBW (Hz)
1M

Sweep Time (s)
20.9u

Detector Type
Peak



26dB(Hz)	Fl-26dB(Hz)	Fh-26dB(Hz)	OBW(Hz)	Fl-OBW(Hz)	Fh-OBW(Hz)	Limit(Hz)	Port
21.175M	6.68411G	6.705285G	19.064M	6.685524G	6.704588G	Inf	1
21.505M	6.68444G	6.705945G	18.95M	6.685524G	6.704474G	Inf	2

6.525-6.875GHz_802.11be EHT40_Nss1,(MCS0)_2TX

EBW

6565MHz

28/05/2024

CF (Hz)
6.565G

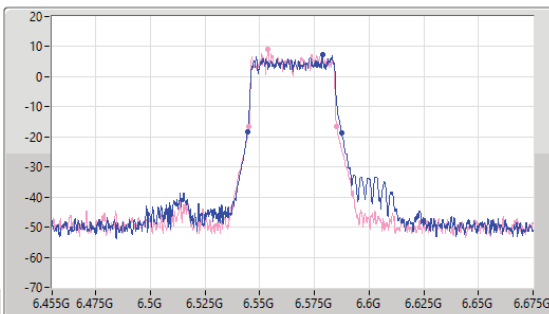
Span (Hz)
220M

RBW (Hz)
500k

VBW (Hz)
2M

Sweep Time (s)
29.2u

Detector Type
Peak



CF (Hz)
6.565G

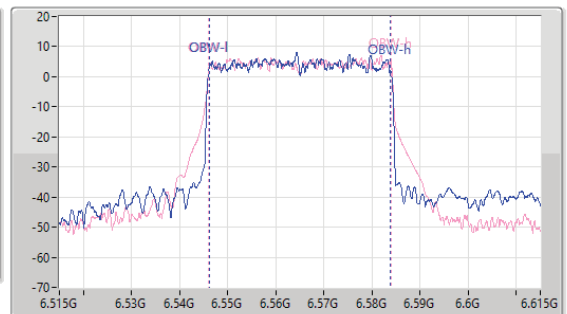
Span (Hz)
100M

RBW (Hz)
500k

VBW (Hz)
2M

Sweep Time (s)
12.6u

Detector Type
Peak



26dB(Hz)	Fl-26dB(Hz)	Fh-26dB(Hz)	OBW(Hz)	Fl-OBW(Hz)	Fh-OBW(Hz)	Limit(Hz)	Port
43.01M	6.54432G	6.58733G	37.73M	6.546134G	6.583864G	Inf	1
40.04M	6.54509G	6.58513G	37.961M	6.546074G	6.584035G	Inf	2

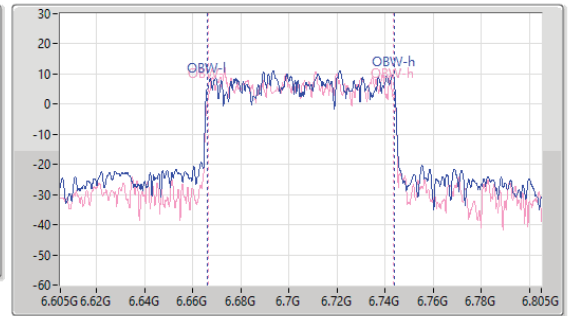
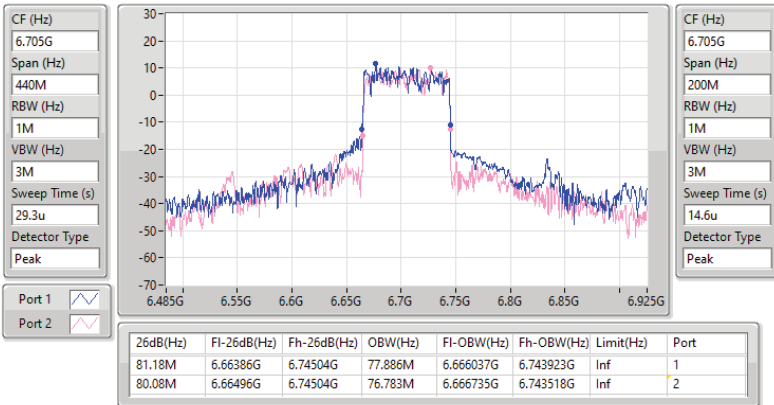


6.525-6.875GHz_802.11be EHT80_Nss1,(MCS0)_2TX

EBW

6705MHz

28/05/2024

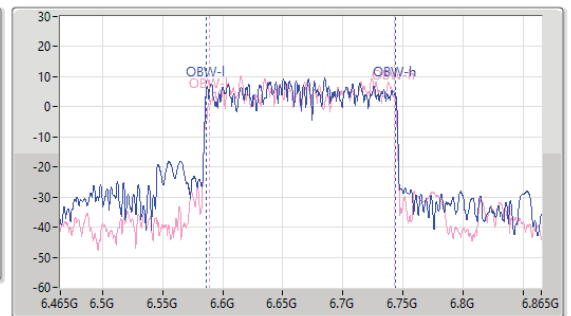
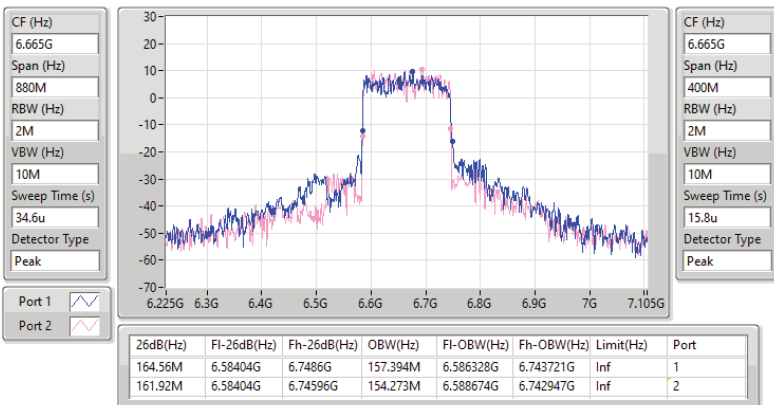


6.525-6.875GHz_802.11be EHT160_Nss1,(MCS0)_2TX

EBW

6665MHz

29/05/2024



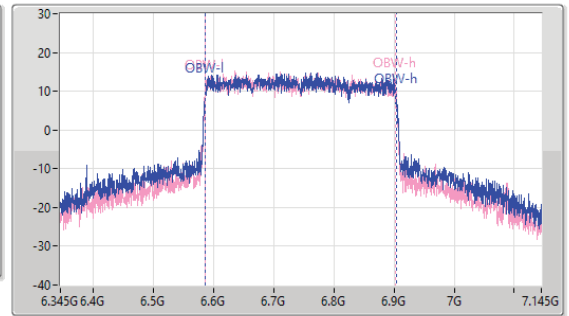
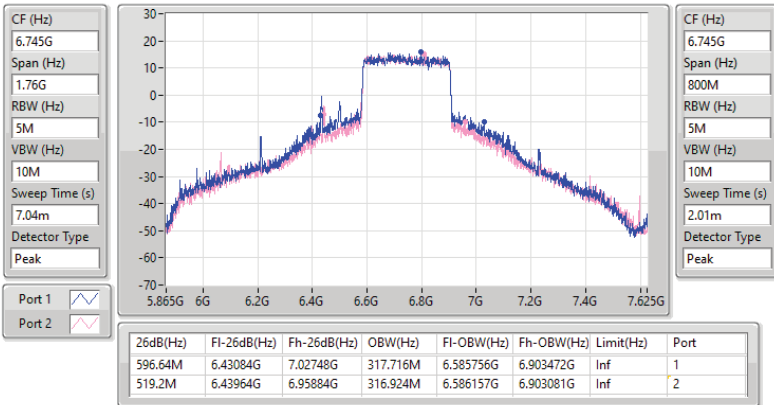


6.525-6.875GHz_802.11be EHT320_Nss1,(MCS0)_2TX

EBW

6745MHz

29/05/2024

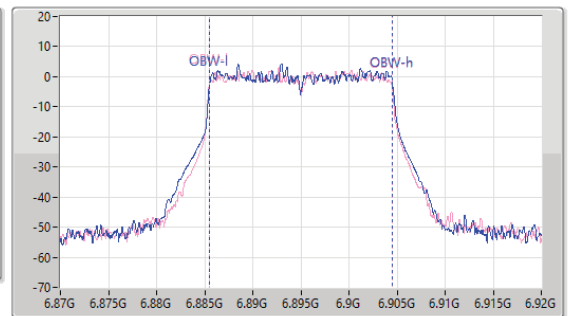
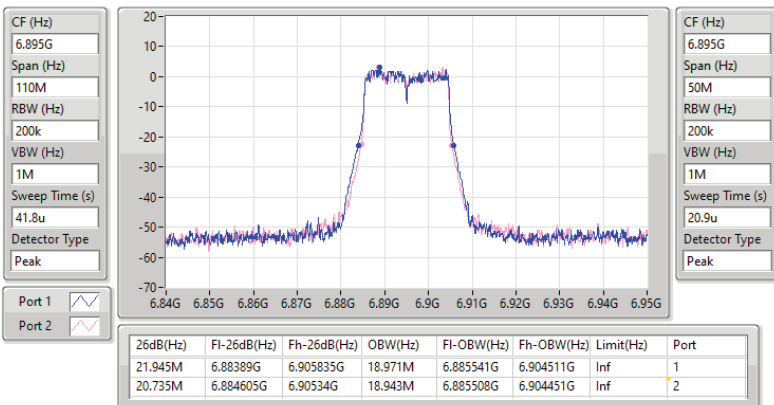


6.875-7.125GHz_802.11be EHT20_Nss1,(MCS0)_2TX

EBW

6895MHz

28/05/2024



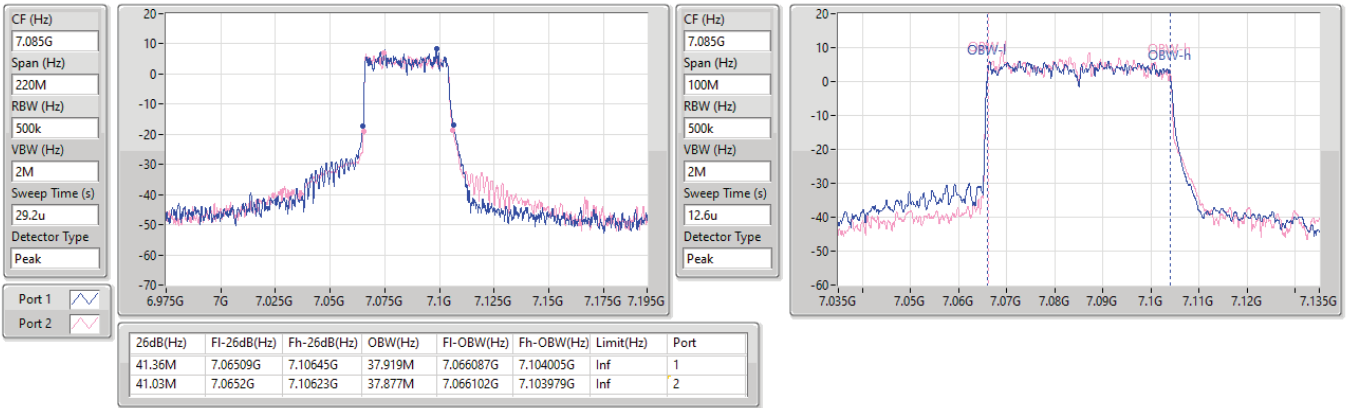


6.875-7.125GHz_802.11be EHT40_Nss1,(MCS0)_2TX

EBW

7085MHz

28/05/2024

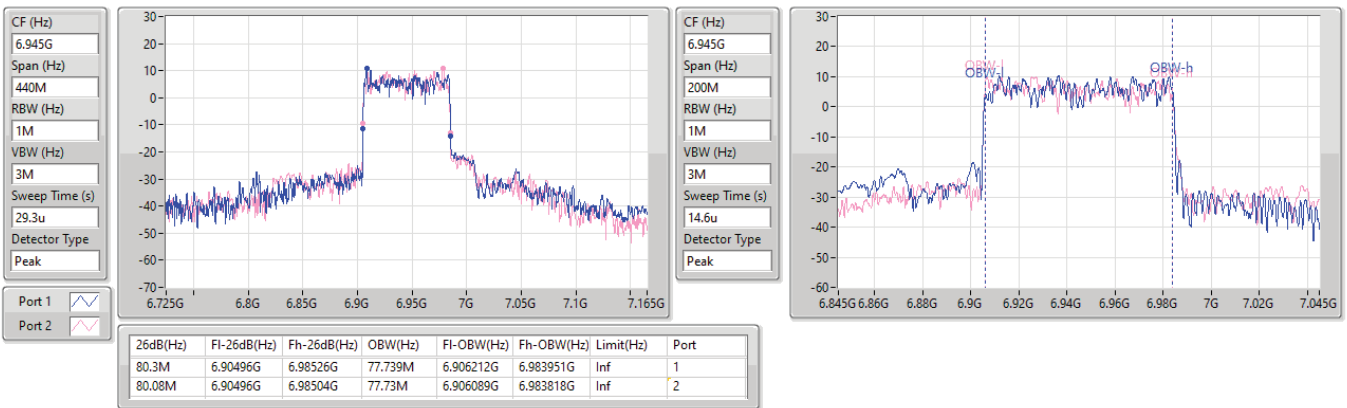


6.875-7.125GHz_802.11be EHT80_Nss1,(MCS0)_2TX

EBW

6945MHz

28/05/2024





6.875-7.125GHz_802.11be EHT160_Nss1,(MCS0)_2TX

EBW

6985MHz

29/05/2024

CF (Hz)
6.985G

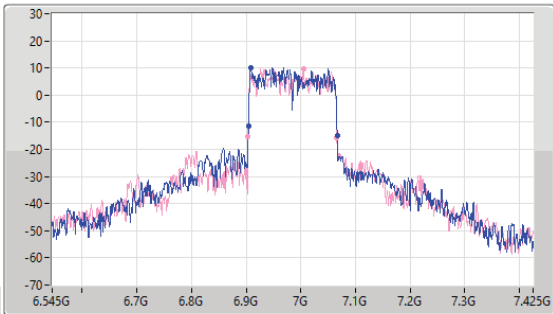
Span (Hz)
880M

RBW (Hz)
2M

VBW (Hz)
10M

Sweep Time (s)
34.6u

Detector Type
Peak



CF (Hz)
6.985G

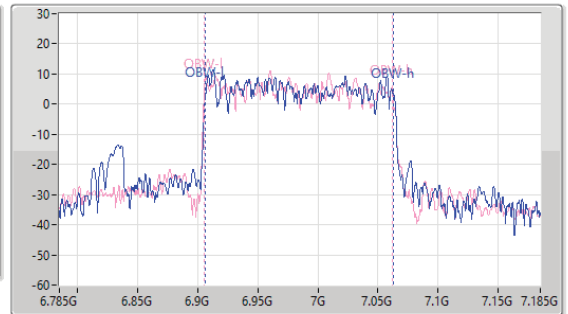
Span (Hz)
400M

RBW (Hz)
2M

VBW (Hz)
10M

Sweep Time (s)
15.8u

Detector Type
Peak



26dB(Hz)	Fl-26dB(Hz)	Fh-26dB(Hz)	OBW(Hz)	Fl-OBW(Hz)	Fh-OBW(Hz)	Limit(Hz)	Port
162.36M	6.90404G	7.0664G	156.359M	6.906657G	7.063016G	Inf	1
162.36M	6.9036G	7.06596G	156.508M	6.905825G	7.062334G	Inf	2



Summary

Mode	Max-N dB (Hz)	Max-OBW (Hz)	ITU-Code	Min-N dB (Hz)	Min-OBW (Hz)
5.925-6.425GHz	-	-	-	-	-
802.11be EHT20-BF_Nss1,(MCS0)_2TX	39.655M	22.897M	22M9D1D	20.79M	19.009M
802.11be EHT40-BF_Nss1,(MCS0)_2TX	50.6M	38.145M	38M1D1D	42.24M	37.984M
802.11be EHT80-BF_Nss1,(MCS0)_2TX	88.88M	77.761M	77M8D1D	83.82M	77.378M
802.11be EHT160-BF_Nss1,(MCS0)_2TX	167.2M	156.909M	157MD1D	163.68M	156.364M
802.11be EHT320-BF_Nss1,(MCS0)_2TX	447.04M	315.77M	316MD1D	330M	313.827M
6.425-6.525GHz	-	-	-	-	-
802.11be EHT20-BF_Nss1,(MCS0)_2TX	36.245M	19.67M	19M7D1D	25.685M	19.148M
802.11be EHT40-BF_Nss1,(MCS0)_2TX	49.72M	38.075M	38M1D1D	41.14M	37.932M
802.11be EHT80-BF_Nss1,(MCS0)_2TX	89.32M	77.593M	77M6D1D	82.5M	77.477M
802.11be EHT160-BF_Nss1,(MCS0)_2TX	165.44M	156.953M	157MD1D	164.12M	156.571M
802.11be EHT320-BF_Nss1,(MCS0)_2TX	359.04M	315.506M	316MD1D	327.36M	314.757M
6.525-6.875GHz	-	-	-	-	-
802.11be EHT20-BF_Nss1,(MCS0)_2TX	34.76M	19.316M	19M3D1D	22.495M	19.136M
802.11be EHT40-BF_Nss1,(MCS0)_2TX	45.21M	38.093M	38M1D1D	40.81M	37.839M
802.11be EHT80-BF_Nss1,(MCS0)_2TX	88.88M	77.62M	77M6D1D	81.84M	77.364M
802.11be EHT160-BF_Nss1,(MCS0)_2TX	166.32M	156.941M	157MD1D	162.8M	156.476M
802.11be EHT320-BF_Nss1,(MCS0)_2TX	674.96M	315.085M	315MD1D	364.32M	313.769M
6.875-7.125GHz	-	-	-	-	-
802.11be EHT20-BF_Nss1,(MCS0)_2TX	39.05M	19.839M	19M8D1D	21.945M	19.136M
802.11be EHT40-BF_Nss1,(MCS0)_2TX	49.39M	38.012M	38M0D1D	41.58M	37.789M
802.11be EHT80-BF_Nss1,(MCS0)_2TX	88.44M	77.702M	77M7D1D	82.5M	77.423M
802.11be EHT160-BF_Nss1,(MCS0)_2TX	220.44M	156.678M	157MD1D	173.36M	156.144M

Max-N dB = Maximum 6dB down bandwidth for 5.725-5.85GHz band / Maximum 26dB down bandwidth for other band;
 Max-OBW = Maximum 99% occupied bandwidth;
 Min-N dB = Minimum 6dB down bandwidth for 5.725-5.85GHz band / Maximum 26dB down bandwidth for other band;
 Min-OBW = Minimum 99% occupied bandwidth



Result

Mode	Result	Limit (Hz)	Port 1-N dB (Hz)	Port 1-OBW (Hz)	Port 2-N dB (Hz)	Port 2-OBW (Hz)
802.11be EHT20-BF_Nss1,(MCS0)_2TX	-	-	-	-	-	-
5955MHz	Pass	Inf	20.79M	19.016M	20.955M	19.009M
6195MHz	Pass	Inf	39.655M	22.897M	39.05M	19.7M
6415MHz	Pass	Inf	26.565M	19.278M	22.33M	19.215M
6435MHz	Pass	Inf	32.725M	19.148M	25.96M	19.192M
6475MHz	Pass	Inf	36.245M	19.67M	29.81M	19.339M
6515MHz	Pass	Inf	27.72M	19.183M	25.685M	19.177M
6535MHz	Pass	Inf	32.835M	19.224M	22.55M	19.158M
6695MHz	Pass	Inf	34.76M	19.316M	29.7M	19.237M
6875MHz	Pass	Inf	23.43M	19.137M	22.495M	19.136M
6895MHz	Pass	Inf	22.11M	19.149M	22.605M	19.141M
6995MHz	Pass	Inf	22.825M	19.136M	22.165M	19.176M
7095MHz	Pass	Inf	39.05M	19.839M	28.765M	19.332M
7115MHz	Pass	Inf	21.945M	19.145M	22.44M	19.196M
802.11be EHT40-BF_Nss1,(MCS0)_2TX	-	-	-	-	-	-
5965MHz	Pass	Inf	50.6M	38.048M	46.64M	38.047M
6205MHz	Pass	Inf	44.66M	38.007M	42.24M	37.984M
6405MHz	Pass	Inf	49.39M	38.145M	49.28M	38.057M
6445MHz	Pass	Inf	41.8M	37.937M	41.14M	38.003M
6485MHz	Pass	Inf	49.72M	38.008M	46.75M	37.932M
6525MHz	Pass	Inf	45.1M	38.075M	45.65M	38.06M
6565MHz	Pass	Inf	44.22M	37.923M	40.81M	37.839M
6685MHz	Pass	Inf	44.88M	38.093M	45.21M	38.082M
6885MHz	Pass	Inf	41.69M	38.061M	44.88M	38.012M
6925MHz	Pass	Inf	49.39M	37.962M	44.88M	38.012M
7005MHz	Pass	Inf	45.1M	37.923M	41.58M	37.939M
7085MHz	Pass	Inf	44.22M	37.789M	42.46M	38.003M
802.11be EHT80-BF_Nss1,(MCS0)_2TX	-	-	-	-	-	-
5985MHz	Pass	Inf	83.82M	77.761M	88.88M	77.504M
6225MHz	Pass	Inf	88.88M	77.586M	83.82M	77.378M
6385MHz	Pass	Inf	87.12M	77.676M	84.26M	77.558M
6465MHz	Pass	Inf	83.38M	77.491M	89.32M	77.477M
6545MHz	Pass	Inf	86.9M	77.593M	82.5M	77.572M
6625MHz	Pass	Inf	82.72M	77.598M	85.14M	77.45M
6705MHz	Pass	Inf	83.82M	77.531M	84.92M	77.474M
6785MHz	Pass	Inf	88.88M	77.62M	85.58M	77.428M
6865MHz	Pass	Inf	81.84M	77.364M	85.36M	77.504M
6945MHz	Pass	Inf	88.44M	77.613M	82.5M	77.423M
7025MHz	Pass	Inf	82.5M	77.702M	85.58M	77.523M
802.11be EHT160-BF_Nss1,(MCS0)_2TX	-	-	-	-	-	-
6025MHz	Pass	Inf	163.68M	156.364M	165.44M	156.909M
6185MHz	Pass	Inf	165M	156.774M	165M	156.379M
6345MHz	Pass	Inf	165.88M	156.422M	167.2M	156.555M
6505MHz	Pass	Inf	165.44M	156.953M	164.12M	156.571M
6665MHz	Pass	Inf	166.32M	156.626M	162.8M	156.563M
6825MHz	Pass	Inf	164.12M	156.941M	165M	156.476M
6985MHz	Pass	Inf	173.36M	156.144M	220.44M	156.678M
802.11be EHT320-BF_Nss1,(MCS0)_2TX	-	-	-	-	-	-
6105MHz	Pass	Inf	336.16M	313.827M	330M	314.194M
6265MHz	Pass	Inf	337.04M	314.792M	447.04M	315.77M
6425MHz	Pass	Inf	360.8M	315.158M	333.52M	315.134M
6585MHz	Pass	Inf	359.04M	315.506M	327.36M	314.757M
6745MHz	Pass	Inf	473.44M	315.079M	431.2M	314.763M
6905MHz	Pass	Inf	674.96M	313.769M	364.32M	315.085M



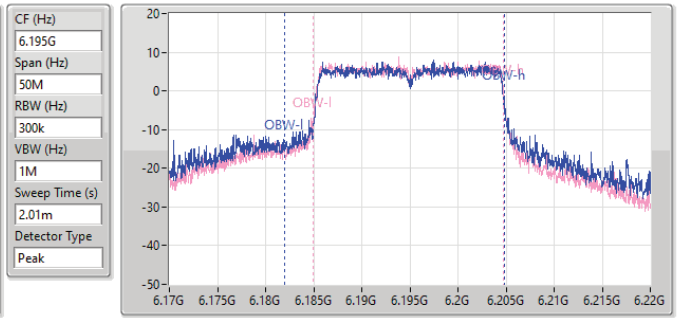
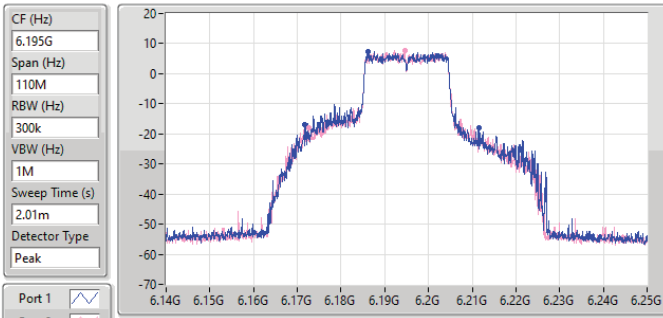
Port X-N dB = Port X 6dB down bandwidth for 5.725-5.85GHz band / 26dB down bandwidth for other band
Port X-OBW = Port X 99% occupied bandwidth

5.925-6.425GHz_802.11be EHT20-BF_Nss1,(MCS0)_2TX

EBW

6195MHz

11/06/2024



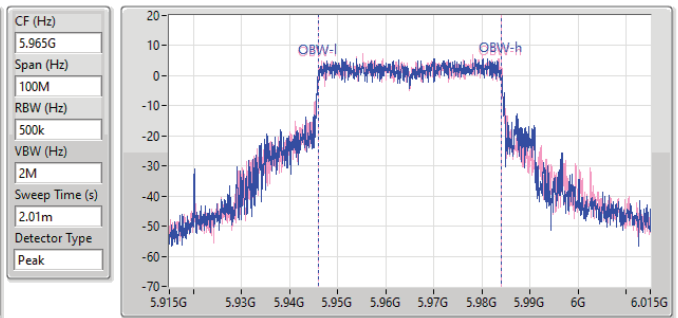
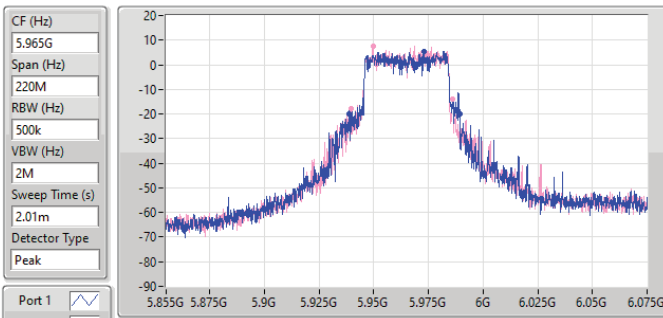
26dB(Hz)	Fl-26dB(Hz)	Fh-26dB(Hz)	OBW(Hz)	Fl-OBW(Hz)	Fh-OBW(Hz)	Limit(Hz)	Port
39.655M	6.17179G	6.211445G	22.897M	6.181959G	6.204856G	Inf	1
39.05M	6.17256G	6.21161G	19.7M	6.184974G	6.204674G	Inf	2

5.925-6.425GHz_802.11be EHT40-BF_Nss1,(MCS0)_2TX

EBW

5965MHz

11/06/2024



26dB(Hz)	Fl-26dB(Hz)	Fh-26dB(Hz)	OBW(Hz)	Fl-OBW(Hz)	Fh-OBW(Hz)	Limit(Hz)	Port
50.6M	5.93882G	5.98942G	38.048M	5.945998G	5.984046G	Inf	1
46.64M	5.93959G	5.98623G	38.047M	5.946018G	5.984065G	Inf	2

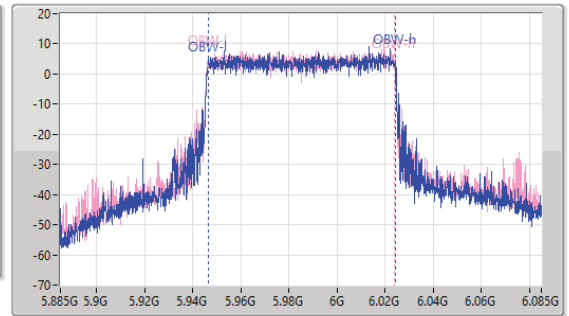
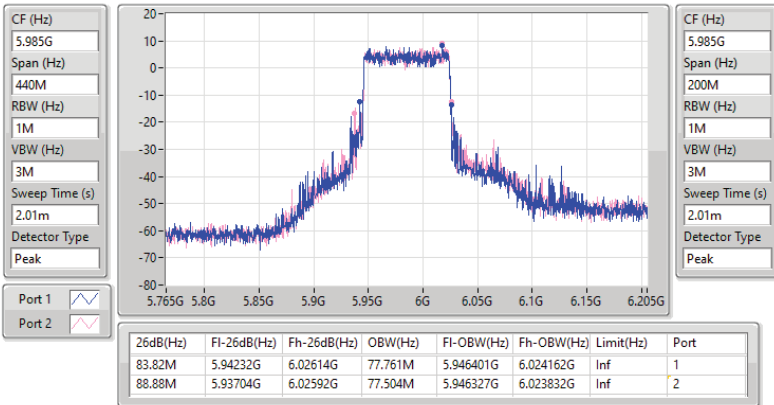


5.925-6.425GHz_802.11be EHT80-BF_Nss1,(MCS0)_2TX

EBW

5985MHz

11/06/2024

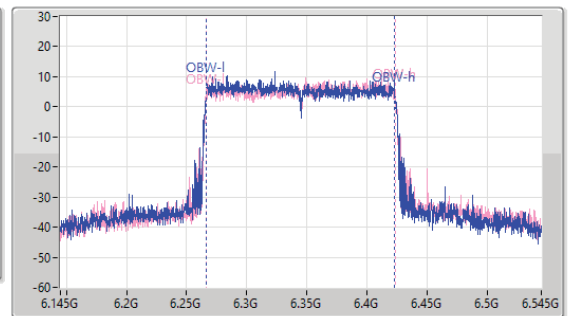


5.925-6.425GHz_802.11be EHT160-BF_Nss1,(MCS0)_2TX

EBW

6345MHz

11/06/2024



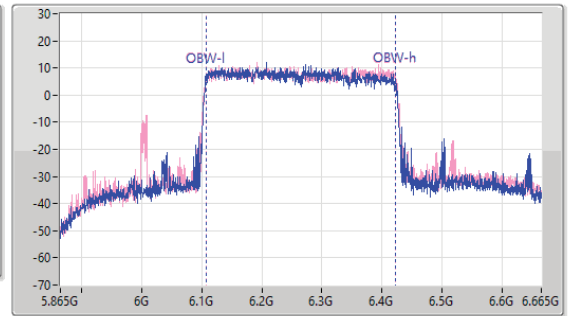
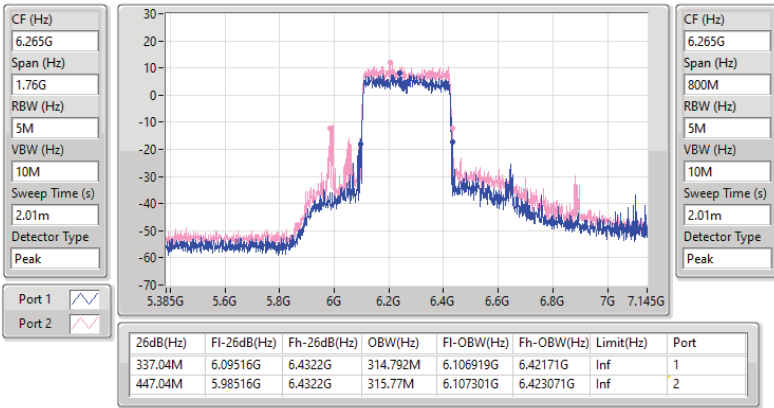


5.925-6.425GHz_802.11be EHT320-BF_Nss1,(MCS0)_2TX

EBW

6265MHz

11/06/2024

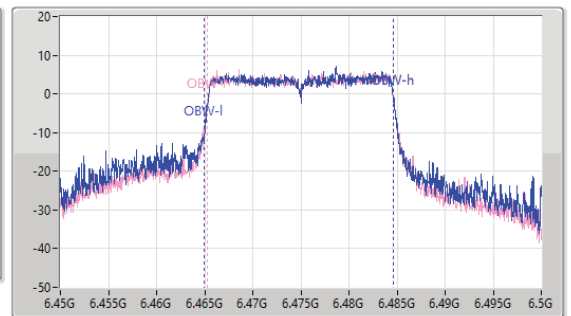
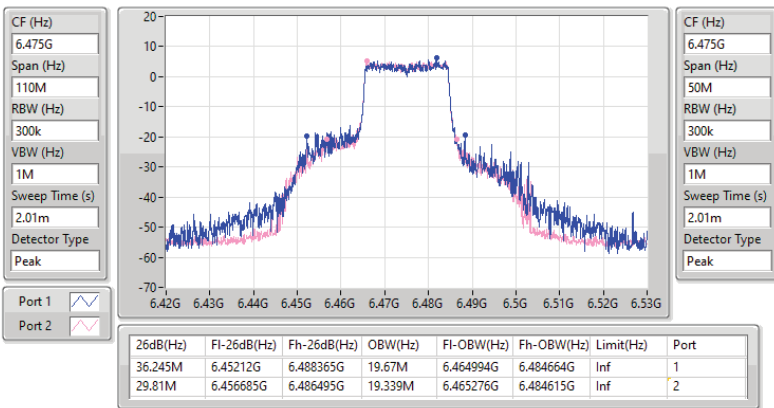


6.425-6.525GHz_802.11be EHT20-BF_Nss1,(MCS0)_2TX

EBW

6475MHz

11/06/2024



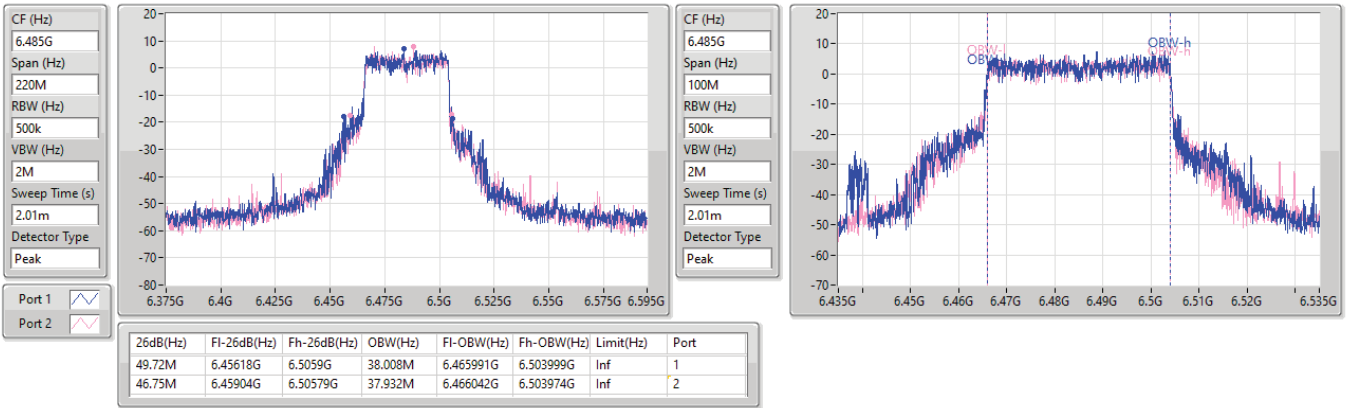


6.425-6.525GHz_802.11be EHT40-BF_Nss1,(MCS0)_2TX

EBW

6485MHz

11/06/2024

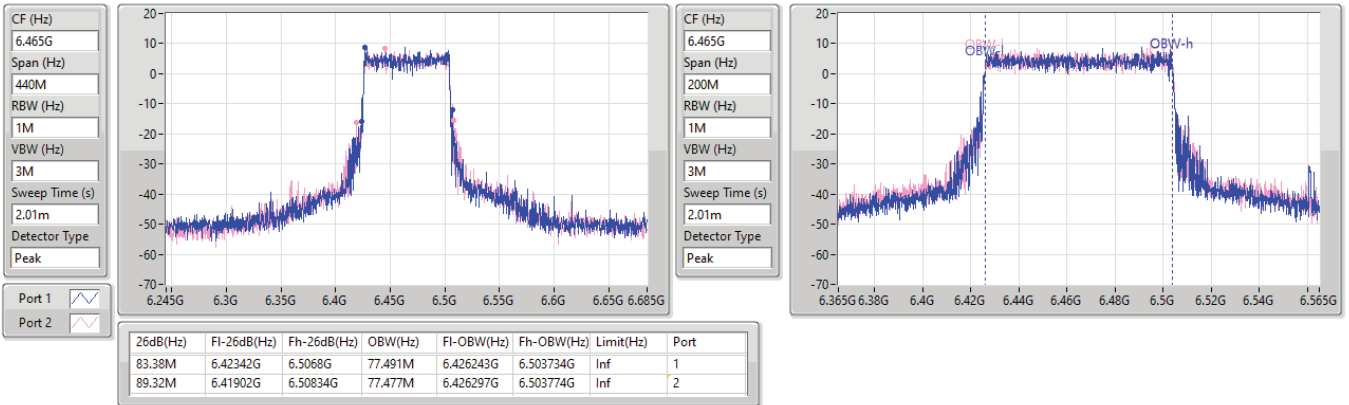


6.425-6.525GHz_802.11be EHT80-BF_Nss1,(MCS0)_2TX

EBW

6465MHz

11/06/2024

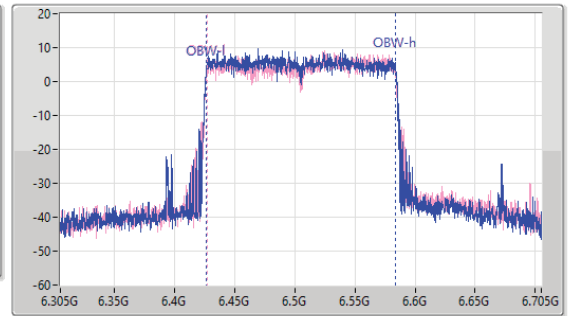
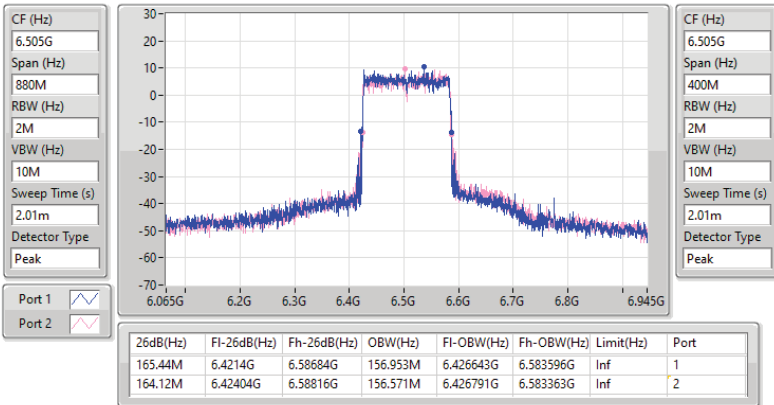


6.425-6.525GHz_802.11be EHT160-BF_Nss1,(MCS0)_2TX

EBW

6505MHz

11/06/2024

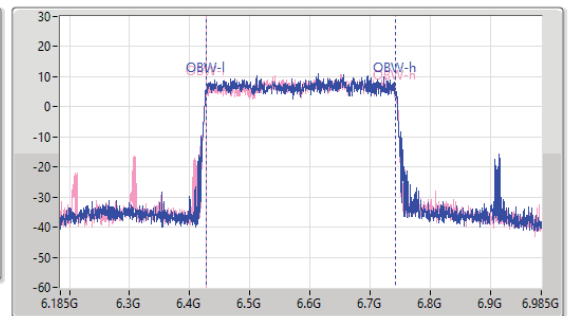
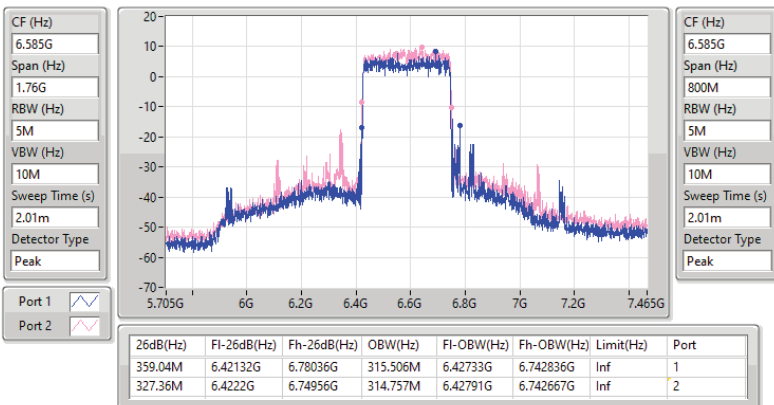


6.425-6.525GHz_802.11be EHT320-BF_Nss1,(MCS0)_2TX

EBW

6585MHz

11/06/2024

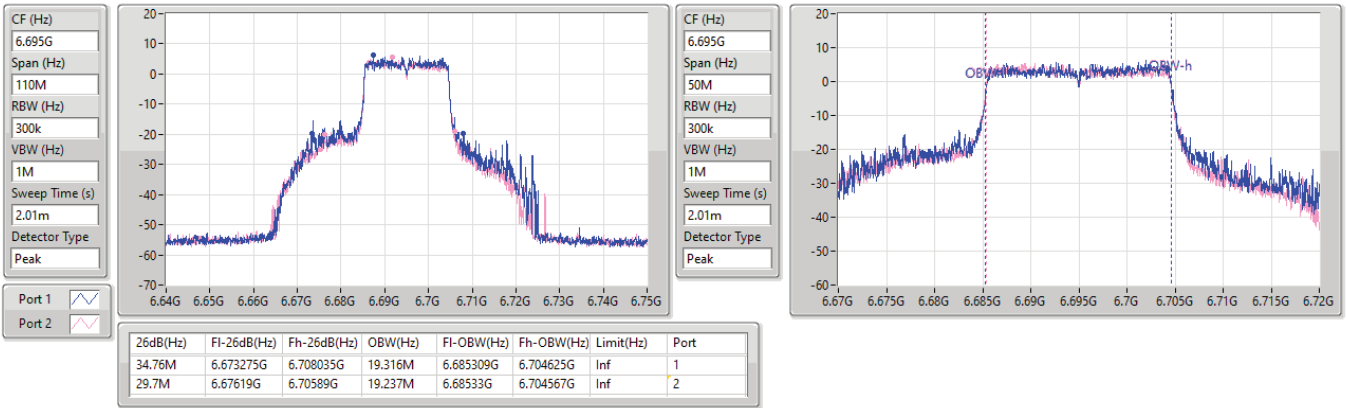


6.525-6.875GHz_802.11be EHT20-BF_Nss1,(MCS0)_2TX

EBW

6695MHz

11/06/2024

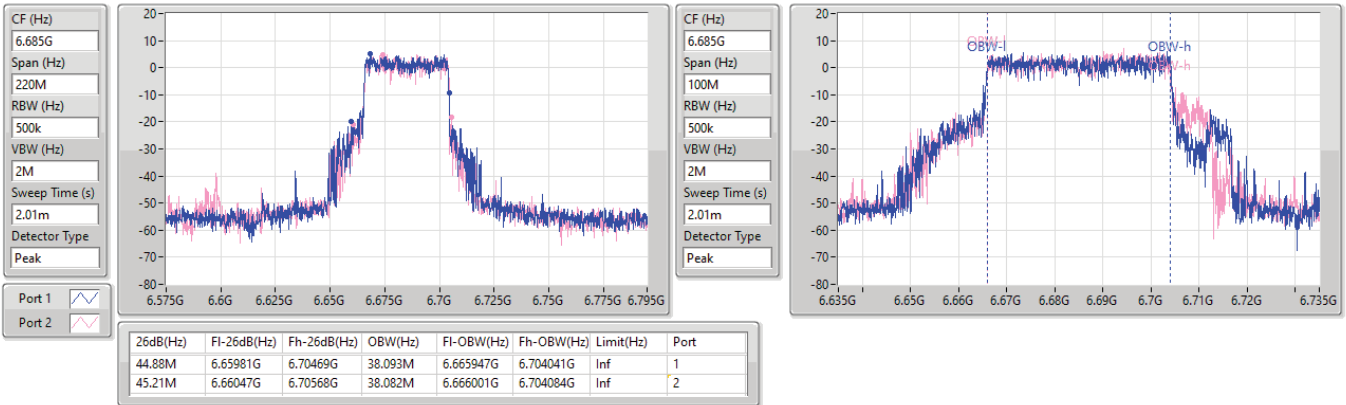


6.525-6.875GHz_802.11be EHT40-BF_Nss1,(MCS0)_2TX

EBW

6685MHz

11/06/2024

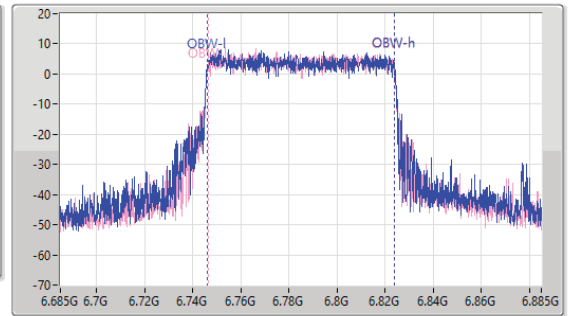
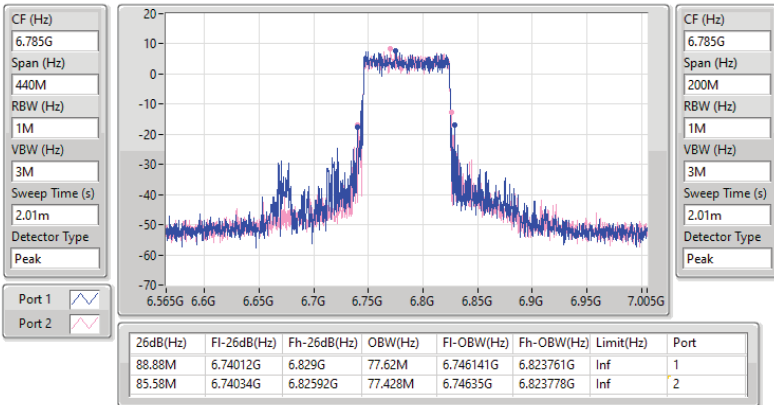


6.525-6.875GHz_802.11be EHT80-BF_Nss1,(MCS0)_2TX

EBW

6785MHz

11/06/2024

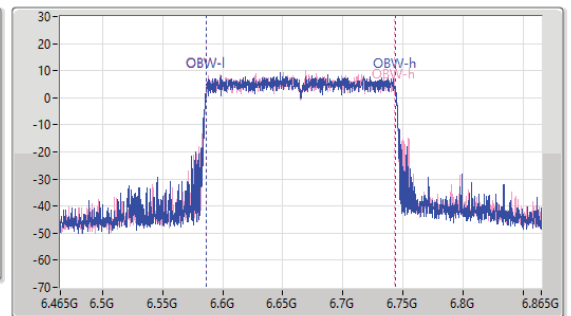
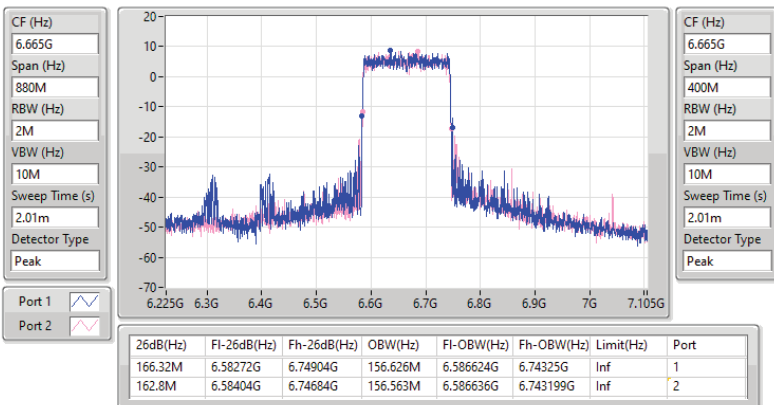


6.525-6.875GHz_802.11be EHT160-BF_Nss1,(MCS0)_2TX

EBW

6665MHz

11/06/2024





6.525-6.875GHz_802.11be EHT320-BF_Nss1,(MCS0)_2TX

EBW

6905MHz

11/06/2024

CF (Hz)
6.905G

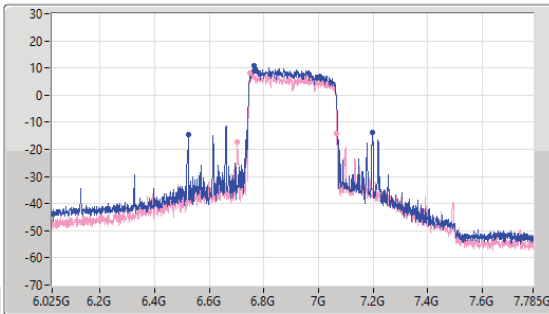
Span (Hz)
1.76G

RBW (Hz)
5M

VBW (Hz)
10M

Sweep Time (s)
7.04m

Detector Type
Peak



CF (Hz)
6.905G

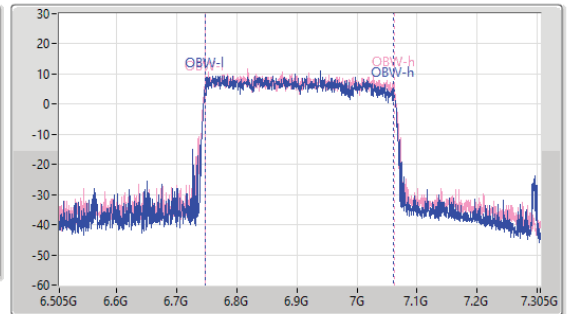
Span (Hz)
800M

RBW (Hz)
5M

VBW (Hz)
10M

Sweep Time (s)
2.01m

Detector Type
Peak



26dB(Hz)	Fl-26dB(Hz)	Fh-26dB(Hz)	OBW(Hz)	Fl-OBW(Hz)	Fh-OBW(Hz)	Limit(Hz)	Port
674.96M	6.52396G	7.19892G	313.769M	6.747362G	7.06113G	Inf	1
364.32M	6.7026G	7.06692G	315.085M	6.746908G	7.061993G	Inf	2

6.875-7.125GHz_802.11be EHT20-BF_Nss1,(MCS0)_2TX

EBW

7095MHz

11/06/2024

CF (Hz)
7.095G

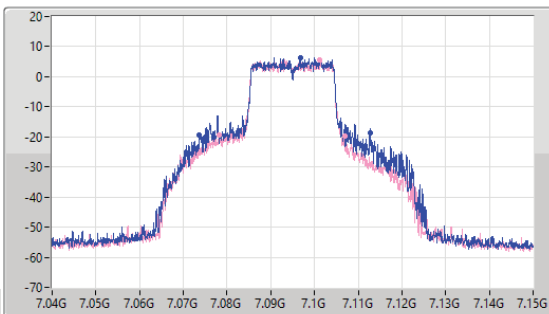
Span (Hz)
110M

RBW (Hz)
300k

VBW (Hz)
1M

Sweep Time (s)
2.01m

Detector Type
Peak



CF (Hz)
7.095G

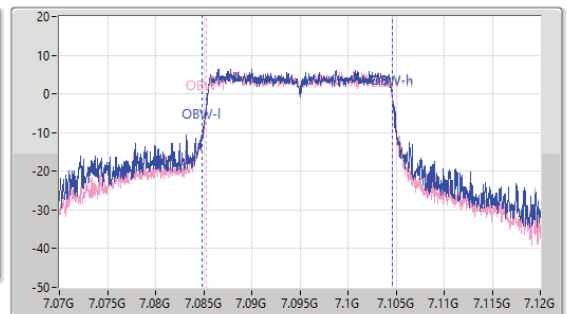
Span (Hz)
50M

RBW (Hz)
300k

VBW (Hz)
1M

Sweep Time (s)
2.01m

Detector Type
Peak



26dB(Hz)	Fl-26dB(Hz)	Fh-26dB(Hz)	OBW(Hz)	Fl-OBW(Hz)	Fh-OBW(Hz)	Limit(Hz)	Port
39.05M	7.073715G	7.112765G	19.839M	7.084797G	7.104636G	Inf	1
28.765M	7.07817G	7.106935G	19.332M	7.085289G	7.104621G	Inf	2

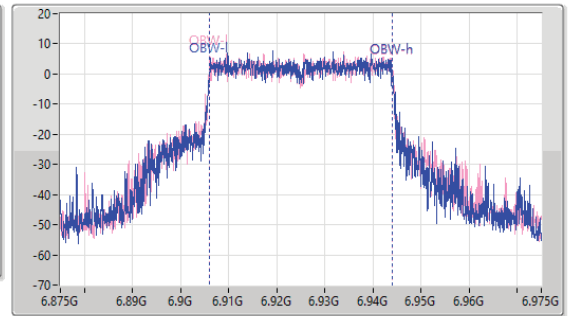
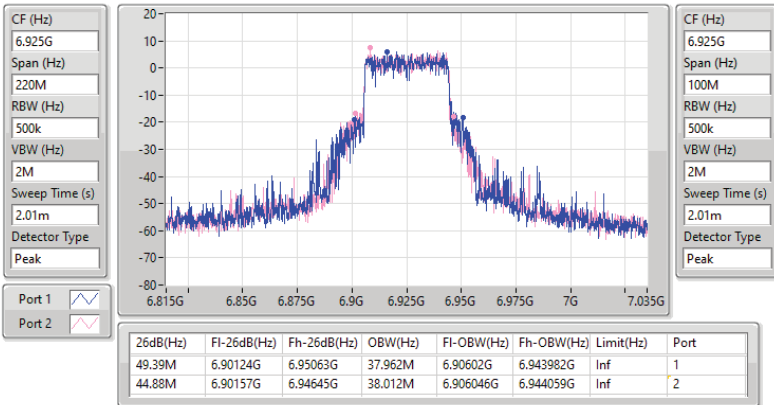


6.875-7.125GHz_802.11be EHT40-BF_Nss1,(MCS0)_2TX

EBW

6925MHz

11/06/2024

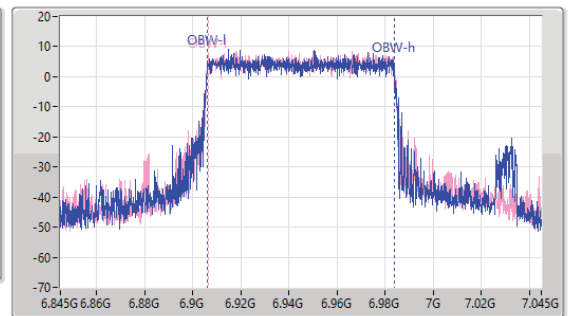
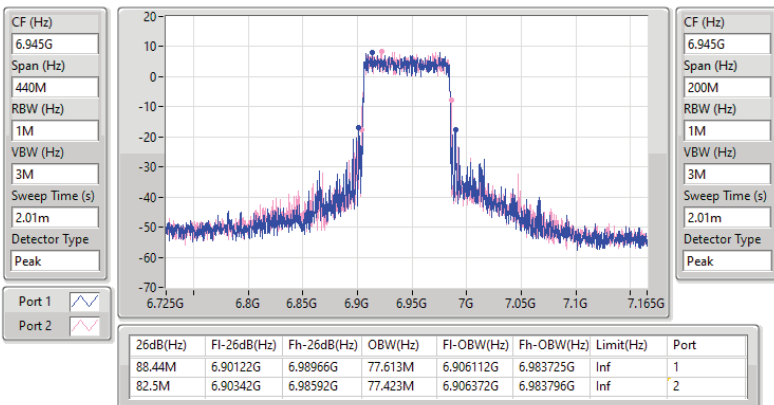


6.875-7.125GHz_802.11be EHT80-BF_Nss1,(MCS0)_2TX

EBW

6945MHz

11/06/2024





6.875-7.125GHz_802.11be EHT160-BF_Nss1,(MCS0)_2TX

EBW

6985MHz

11/06/2024

CF (Hz)
6.985G

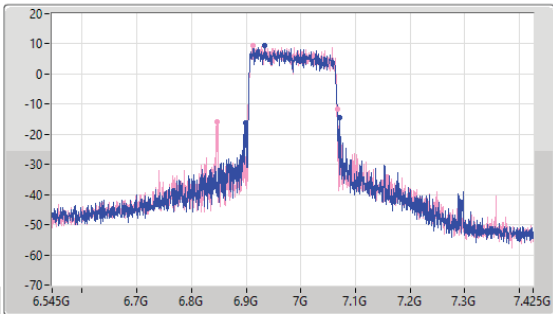
Span (Hz)
880M

RBW (Hz)
2M

VBW (Hz)
10M

Sweep Time (s)
2.01m

Detector Type
Peak



CF (Hz)
6.985G

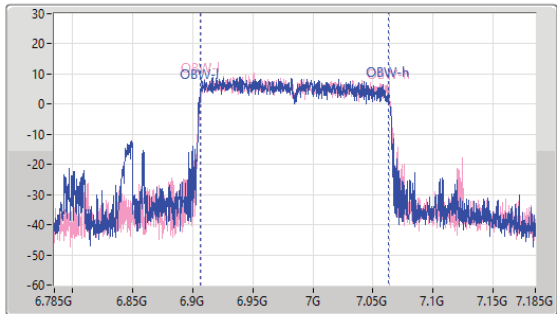
Span (Hz)
400M

RBW (Hz)
2M

VBW (Hz)
10M

Sweep Time (s)
2.01m

Detector Type
Peak



Port 1

Port 2

26dB(Hz)	Fl-26dB(Hz)	Fh-26dB(Hz)	OBW(Hz)	Fl-OBW(Hz)	Fh-OBW(Hz)	Limit(Hz)	Port
173.36M	6.89832G	7.07168G	156.144M	6.906515G	7.062659G	Inf	1
220.44M	6.8464G	7.06684G	156.678M	6.906758G	7.063436G	Inf	2



Summary

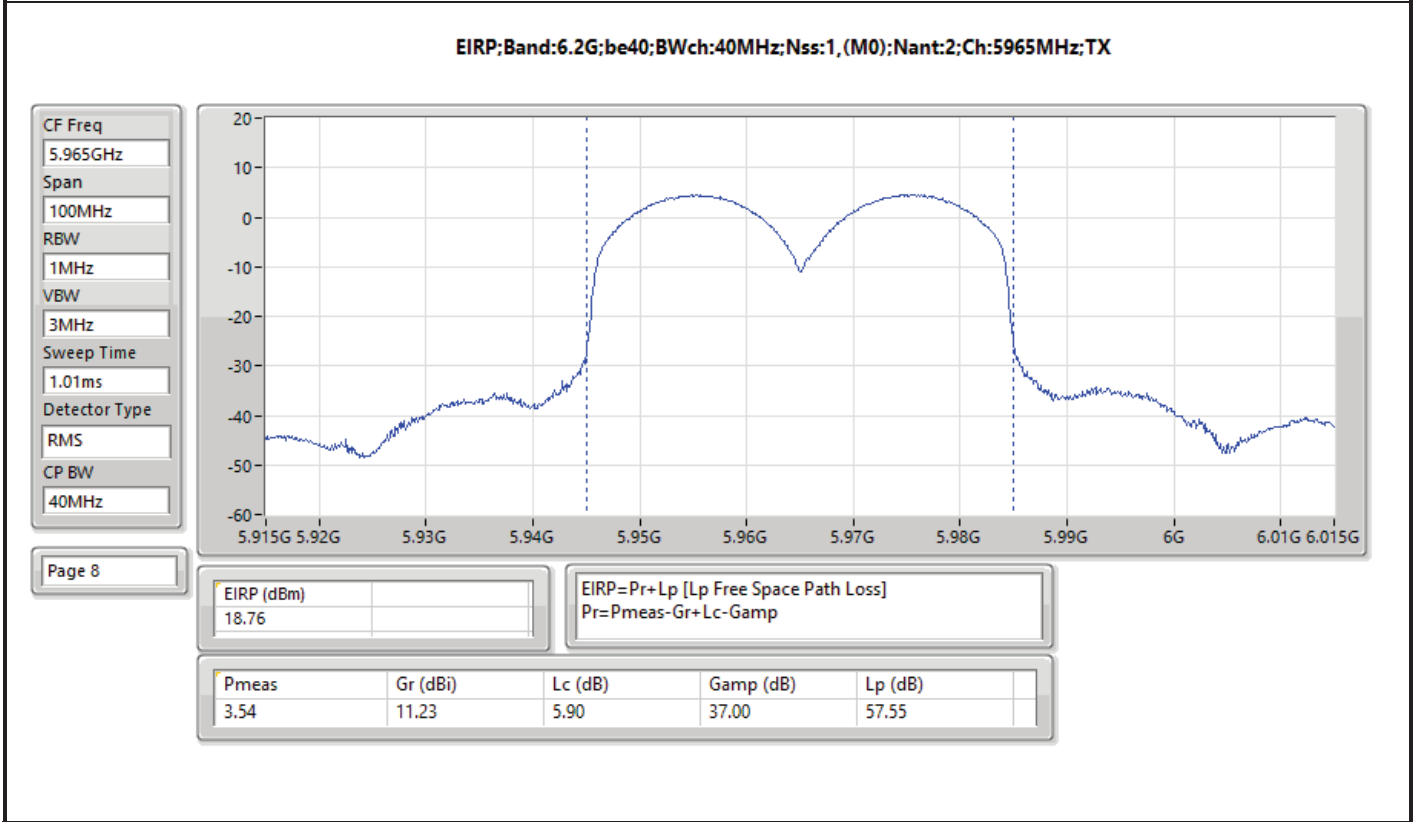
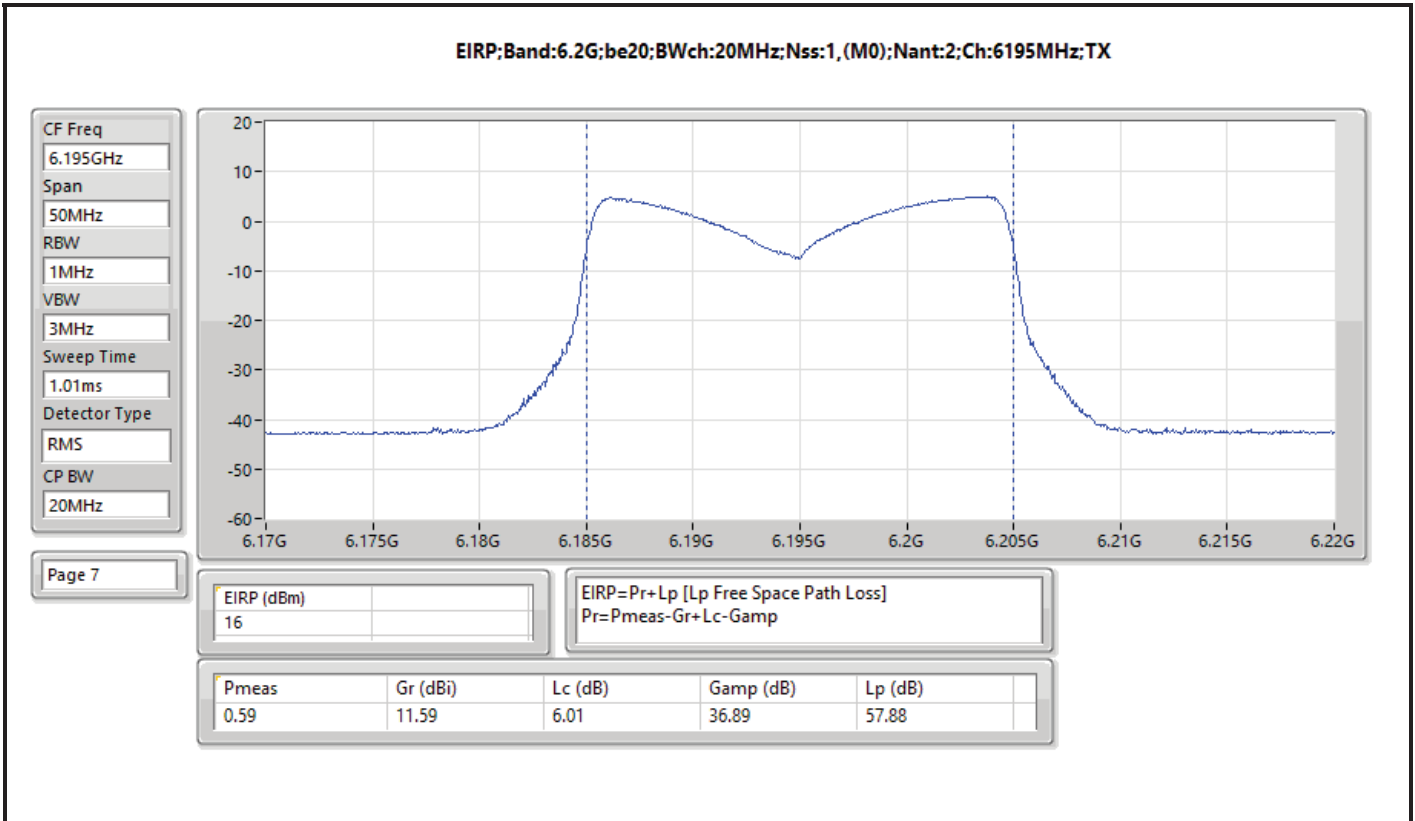
Mode	EIRP (dBm)	EIRP (W)
5.925-6.425GHz	-	-
802.11be EHT20_Nss1,(MCS0)_2TX	16.00	0.03981
802.11be EHT40_Nss1,(MCS0)_2TX	18.76	0.07516
802.11be EHT80_Nss1,(MCS0)_2TX	21.31	0.13521
802.11be EHT160_Nss1,(MCS0)_2TX	21.20	0.13183
802.11be EHT320_Nss1,(MCS0)_2TX	21.77	0.15031
6.425-6.525GHz	-	-
802.11be EHT20_Nss1,(MCS0)_2TX	15.38	0.03451
802.11be EHT40_Nss1,(MCS0)_2TX	18.71	0.07430
802.11be EHT80_Nss1,(MCS0)_2TX	22.10	0.16218
802.11be EHT160_Nss1,(MCS0)_2TX	18.71	0.07430
6.525-6.875GHz	-	-
802.11be EHT20_Nss1,(MCS0)_2TX	15.58	0.03614
802.11be EHT40_Nss1,(MCS0)_2TX	18.97	0.07889
802.11be EHT80_Nss1,(MCS0)_2TX	22.22	0.16672
802.11be EHT160_Nss1,(MCS0)_2TX	20.98	0.12531
802.11be EHT320_Nss1,(MCS0)_2TX	22.83	0.18155
6.875-7.125GHz	-	-
802.11be EHT20_Nss1,(MCS0)_2TX	15.29	0.03381
802.11be EHT40_Nss1,(MCS0)_2TX	19.01	0.07962
802.11be EHT80_Nss1,(MCS0)_2TX	22.86	0.19320
802.11be EHT160_Nss1,(MCS0)_2TX	20.00	0.10000

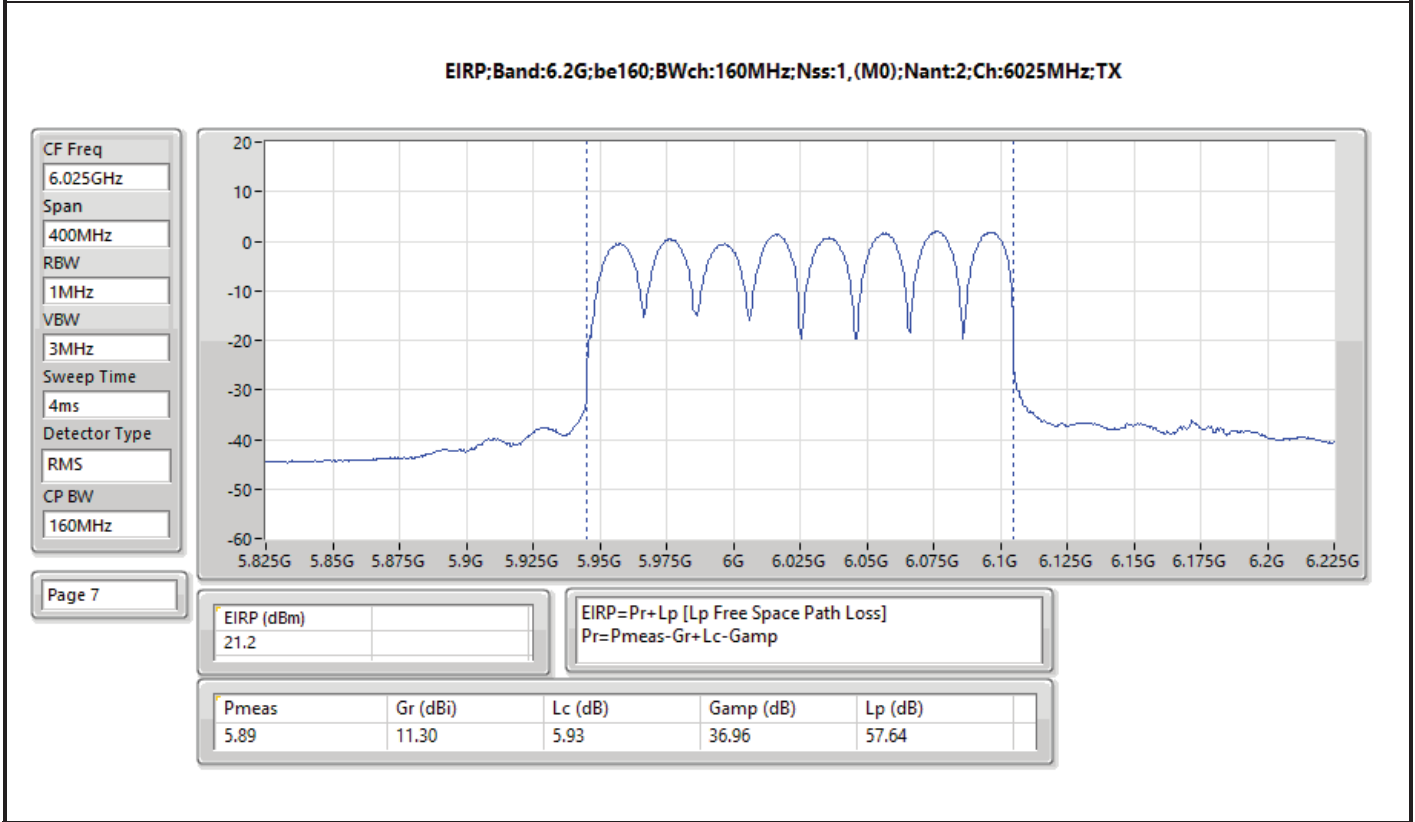
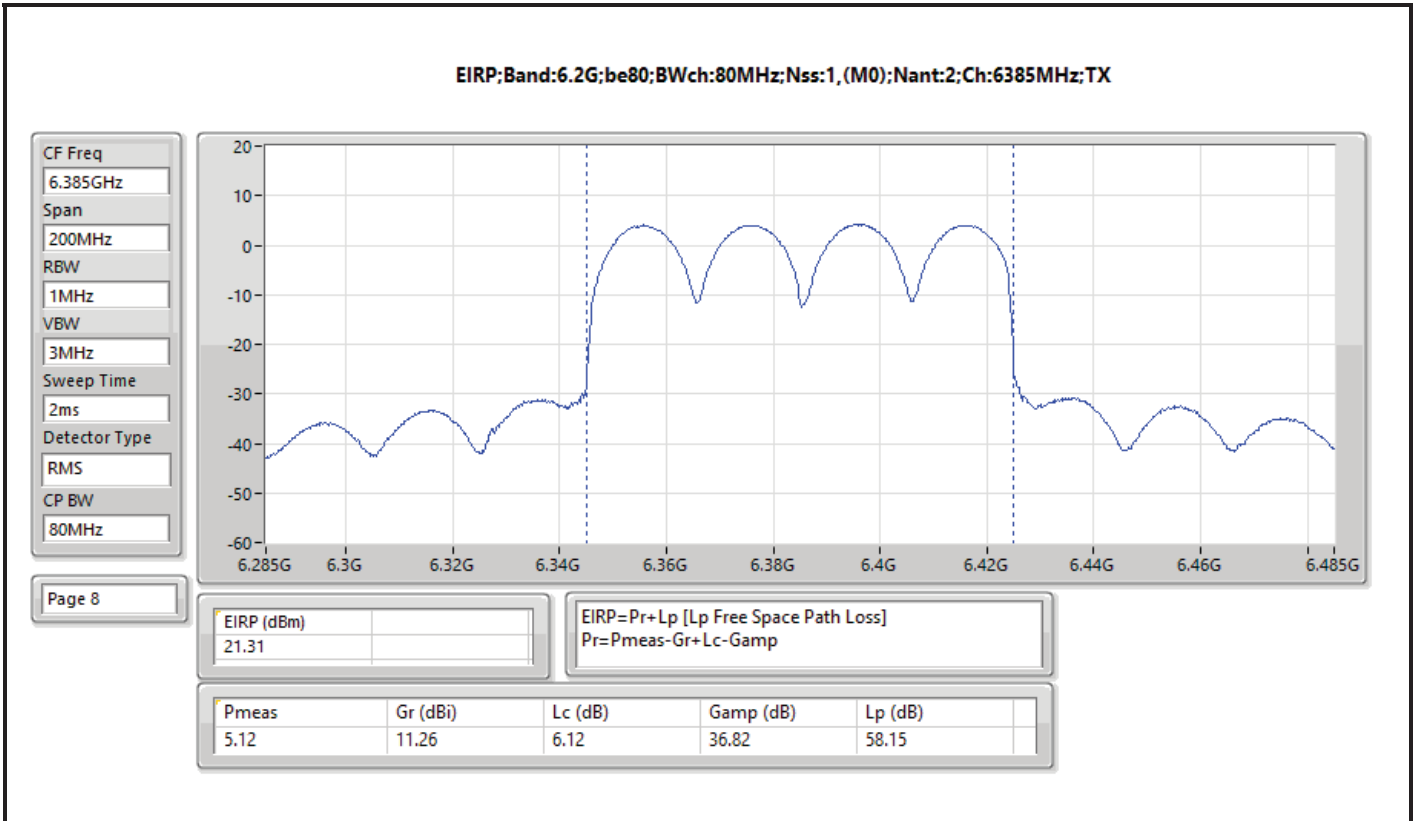


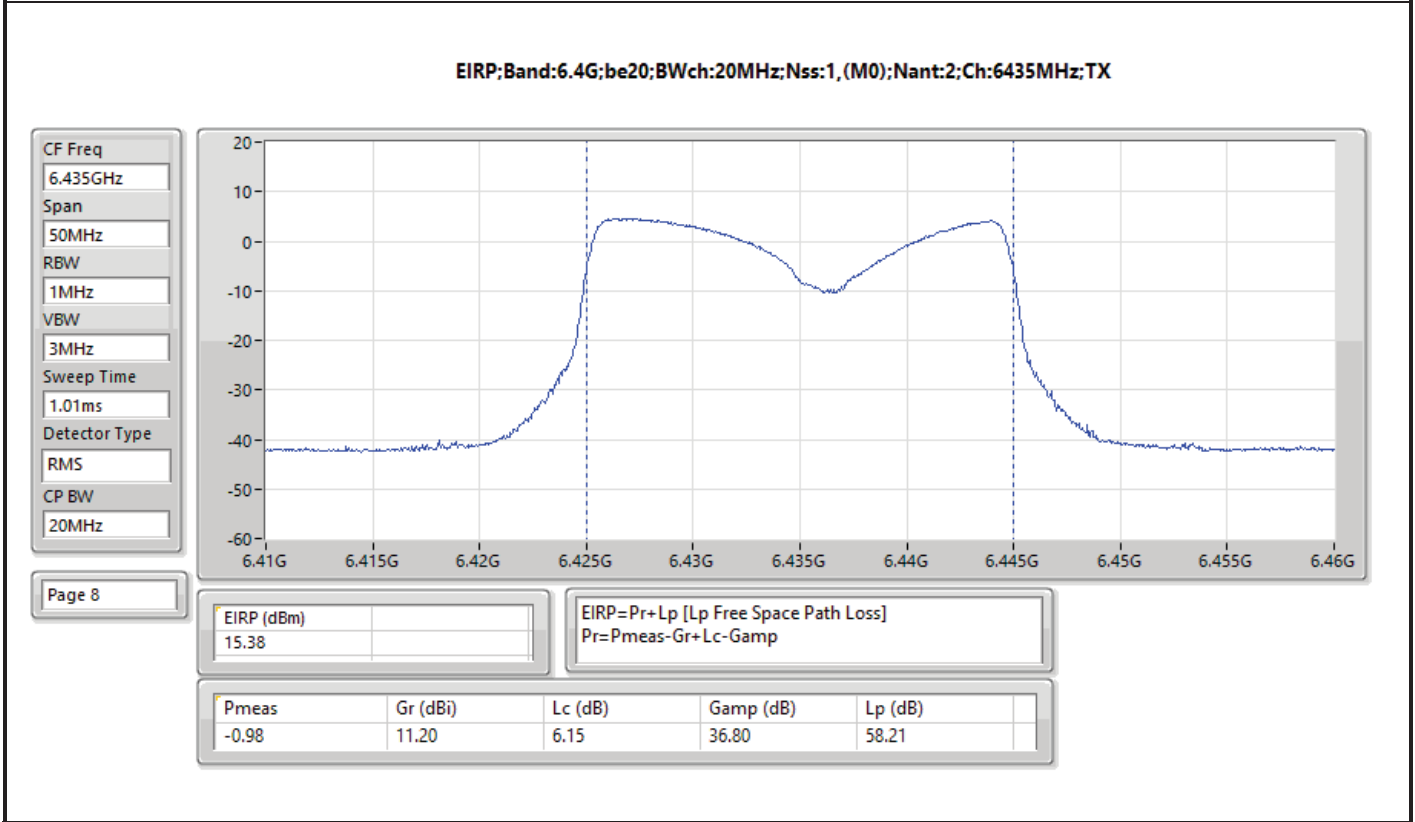
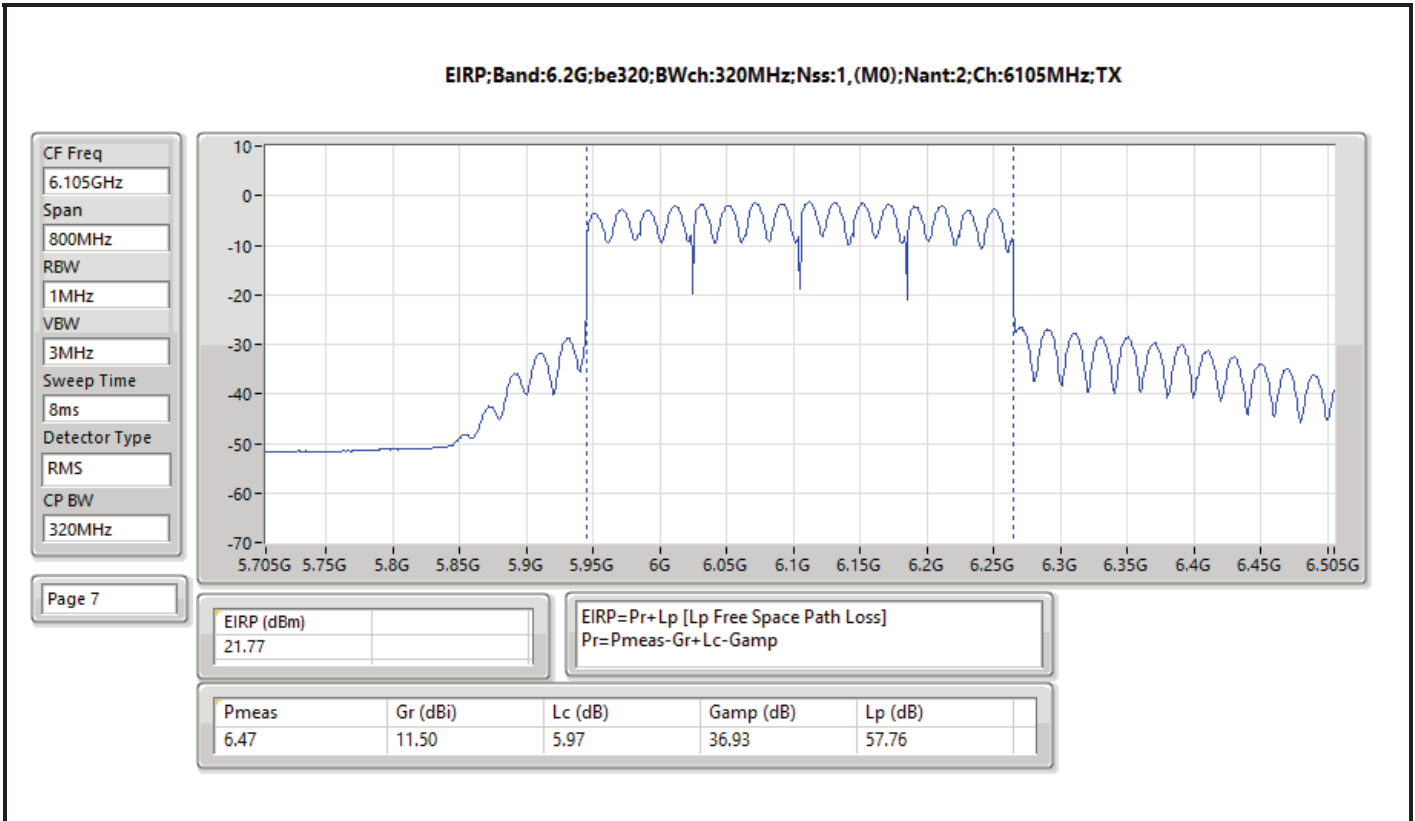
Result

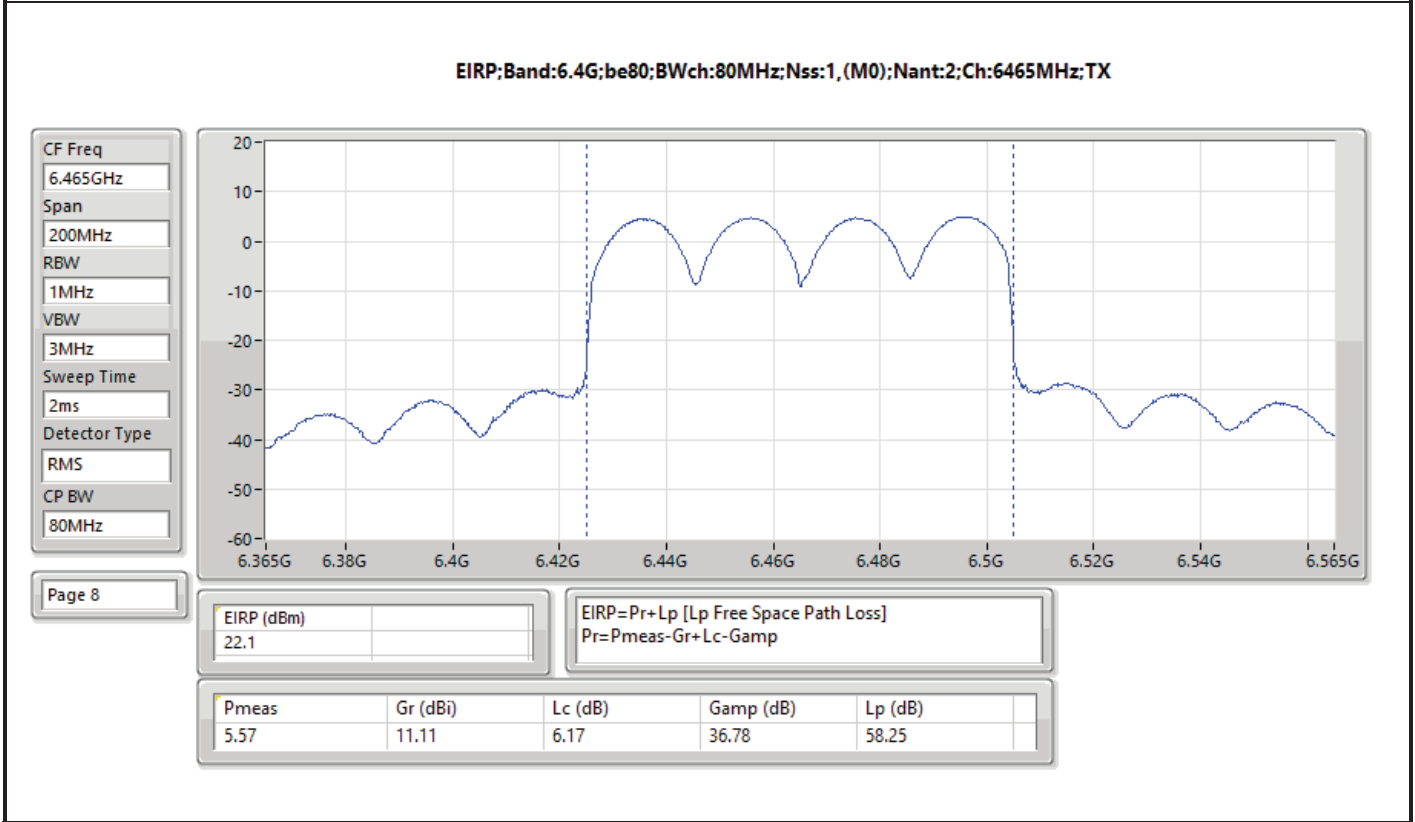
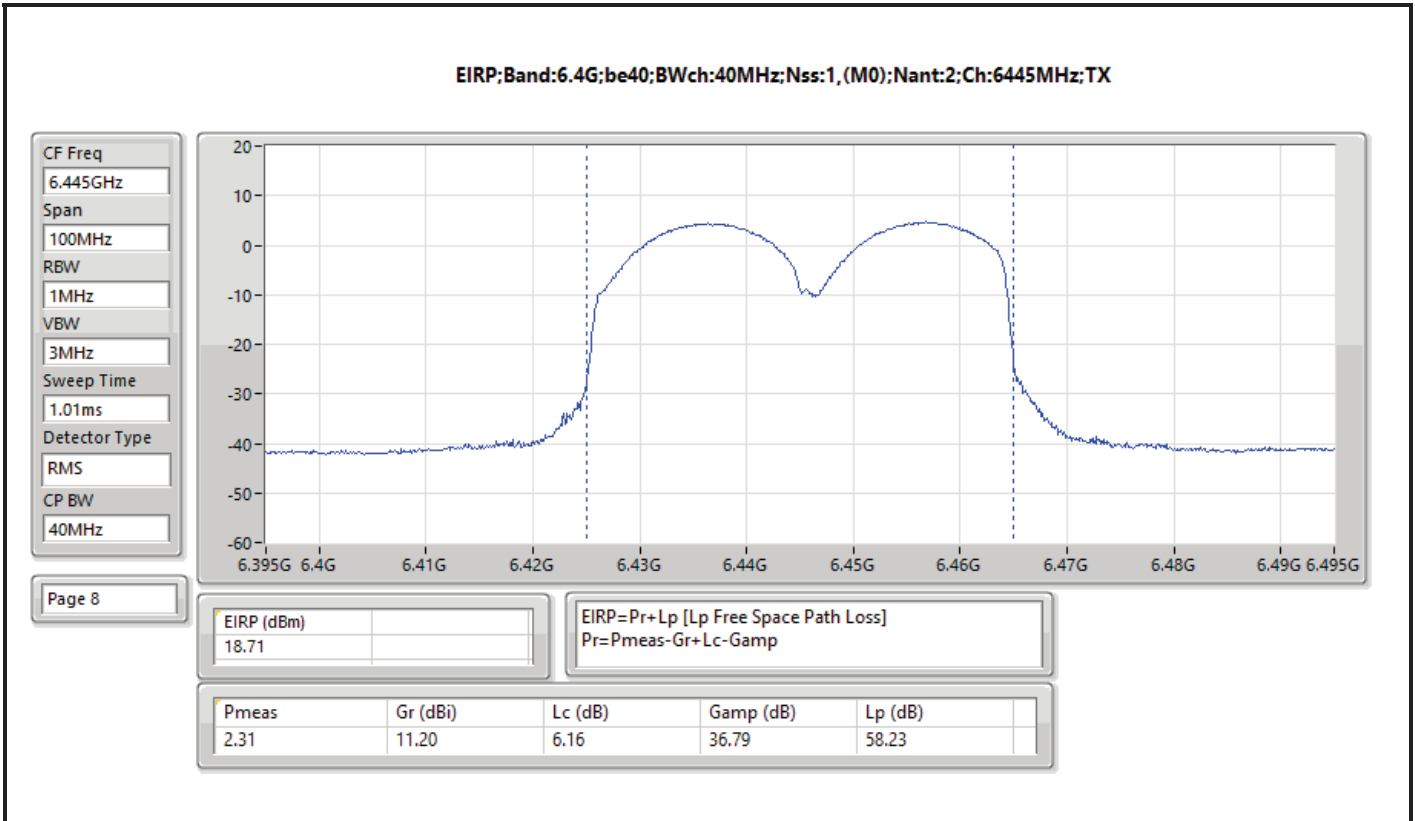
Mode	Result	EIRP (dBm)	EIRP Limit (dBm)
802.11be EHT20_Nss1,(MCS0)_2TX	-	-	-
5955MHz	Pass	14.45	30.00
6195MHz	Pass	16.00	30.00
6415MHz	Pass	14.97	30.00
6435MHz	Pass	15.38	30.00
6475MHz	Pass	14.83	30.00
6515MHz	Pass	15.15	30.00
6535MHz	Pass	15.38	30.00
6695MHz	Pass	15.58	30.00
6875MHz	Pass	15.13	30.00
6895MHz	Pass	14.71	30.00
6995MHz	Pass	15.06	30.00
7095MHz	Pass	15.29	30.00
7115MHz	Pass	10.49	30.00
802.11be EHT40_Nss1,(MCS0)_2TX	-	-	-
5965MHz	Pass	18.76	30.00
6205MHz	Pass	18.36	30.00
6405MHz	Pass	18.52	30.00
6445MHz	Pass	18.71	30.00
6485MHz	Pass	18.50	30.00
6525MHz	Pass	18.52	30.00
6565MHz	Pass	18.25	30.00
6685MHz	Pass	18.97	30.00
6885MHz	Pass	18.03	30.00
6925MHz	Pass	18.60	30.00
7005MHz	Pass	18.49	30.00
7085MHz	Pass	19.01	30.00
802.11be EHT80_Nss1,(MCS0)_2TX	-	-	-
5985MHz	Pass	20.22	30.00
6225MHz	Pass	20.12	30.00
6385MHz	Pass	21.31	30.00
6465MHz	Pass	22.10	30.00
6545MHz	Pass	21.67	30.00
6625MHz	Pass	21.36	30.00
6705MHz	Pass	22.22	30.00
6785MHz	Pass	21.07	30.00
6865MHz	Pass	20.85	30.00
6945MHz	Pass	22.86	30.00
7025MHz	Pass	18.66	30.00
802.11be EHT160_Nss1,(MCS0)_2TX	-	-	-
6025MHz	Pass	21.20	30.00
6185MHz	Pass	18.99	30.00
6345MHz	Pass	18.53	30.00
6505MHz	Pass	18.71	30.00
6665MHz	Pass	20.77	30.00
6825MHz	Pass	20.98	30.00
6985MHz	Pass	20.00	30.00
802.11be EHT320_Nss1,(MCS0)_2TX	-	-	-
6105MHz	Pass	21.77	30.00
6585MHz	Pass	22.04	30.00
6745MHz	Pass	22.83	30.00
6905MHz	Pass	21.63	30.00

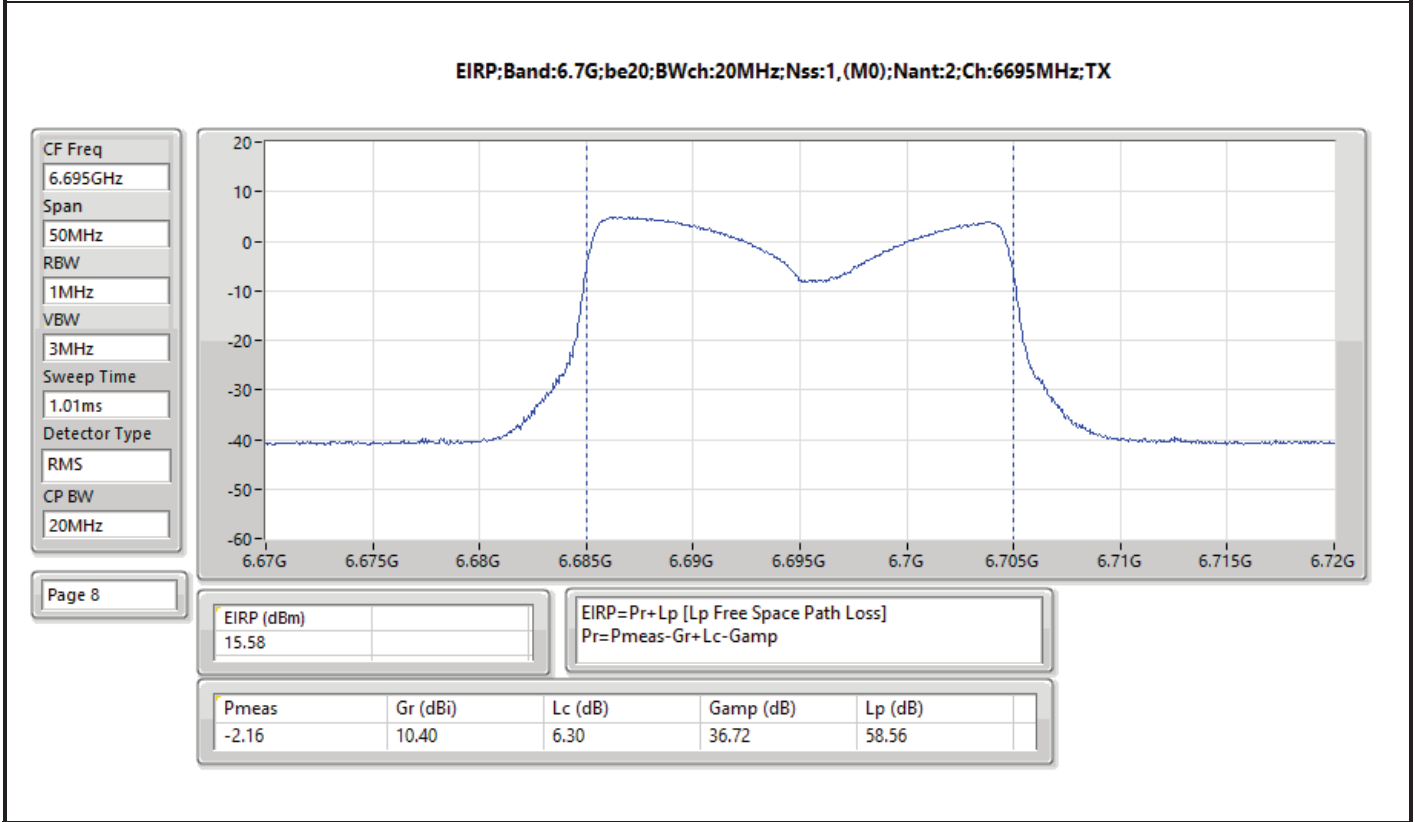
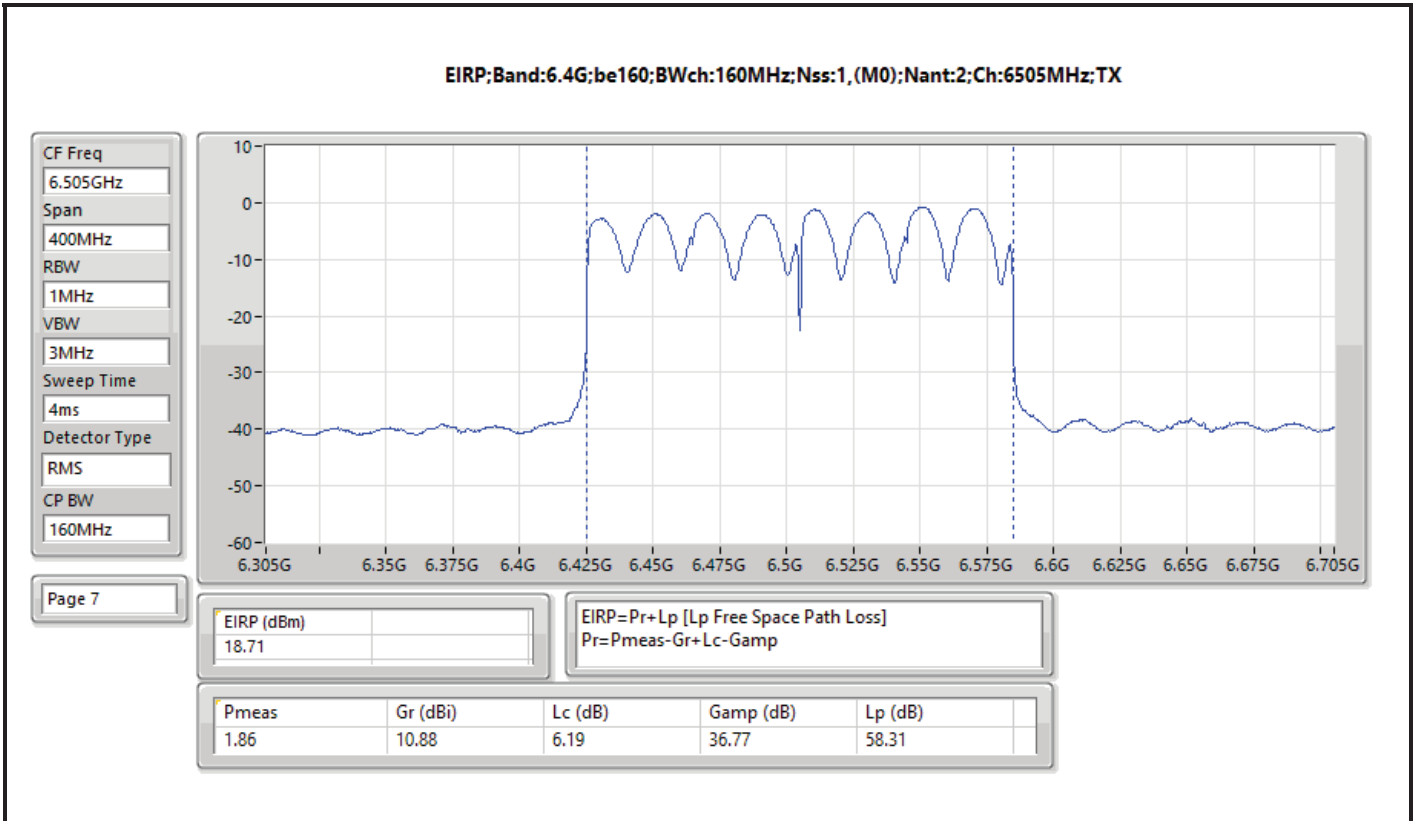
DG = Directional Gain; Port X = Port X output power
 Inf = There's no restriction for the limit.

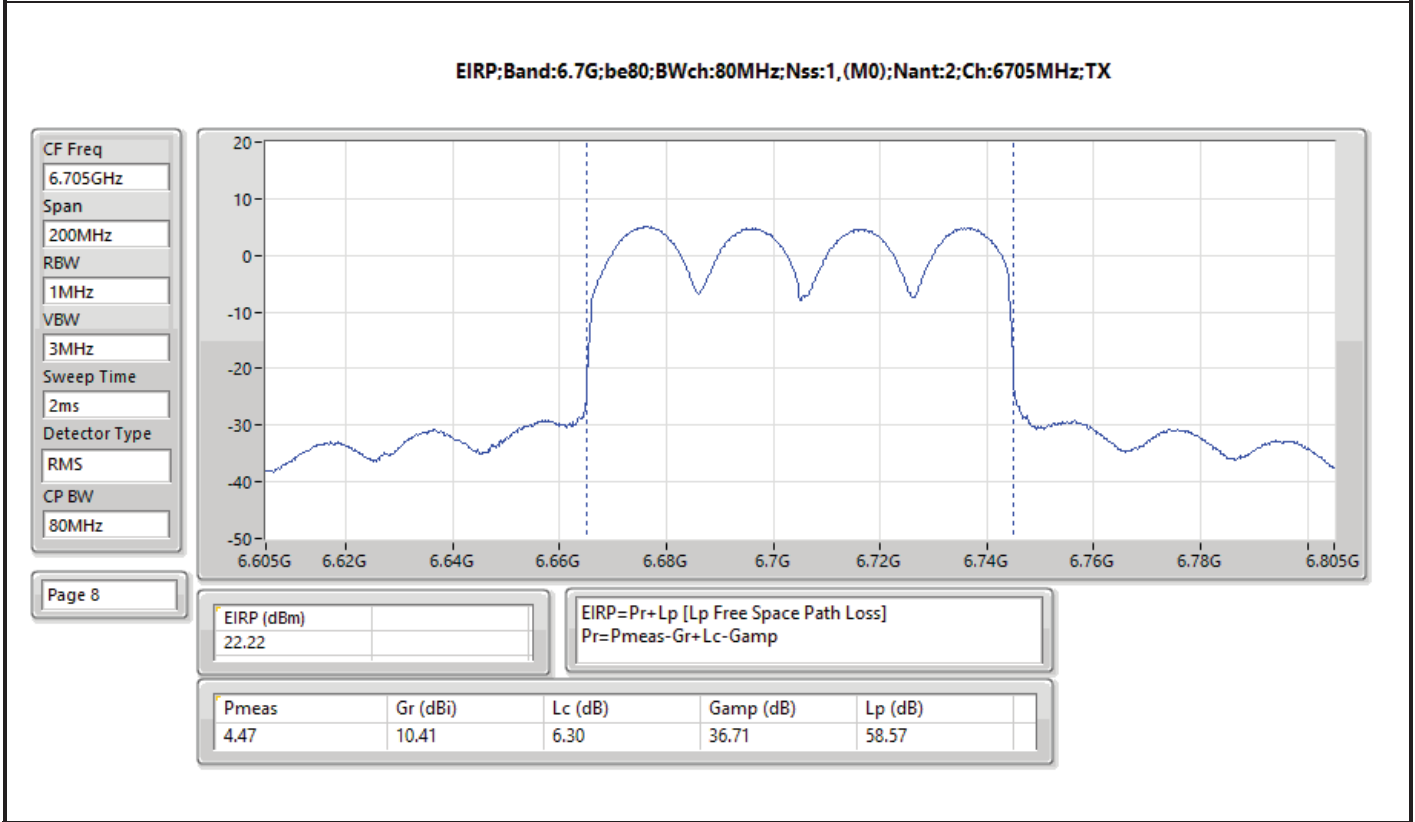
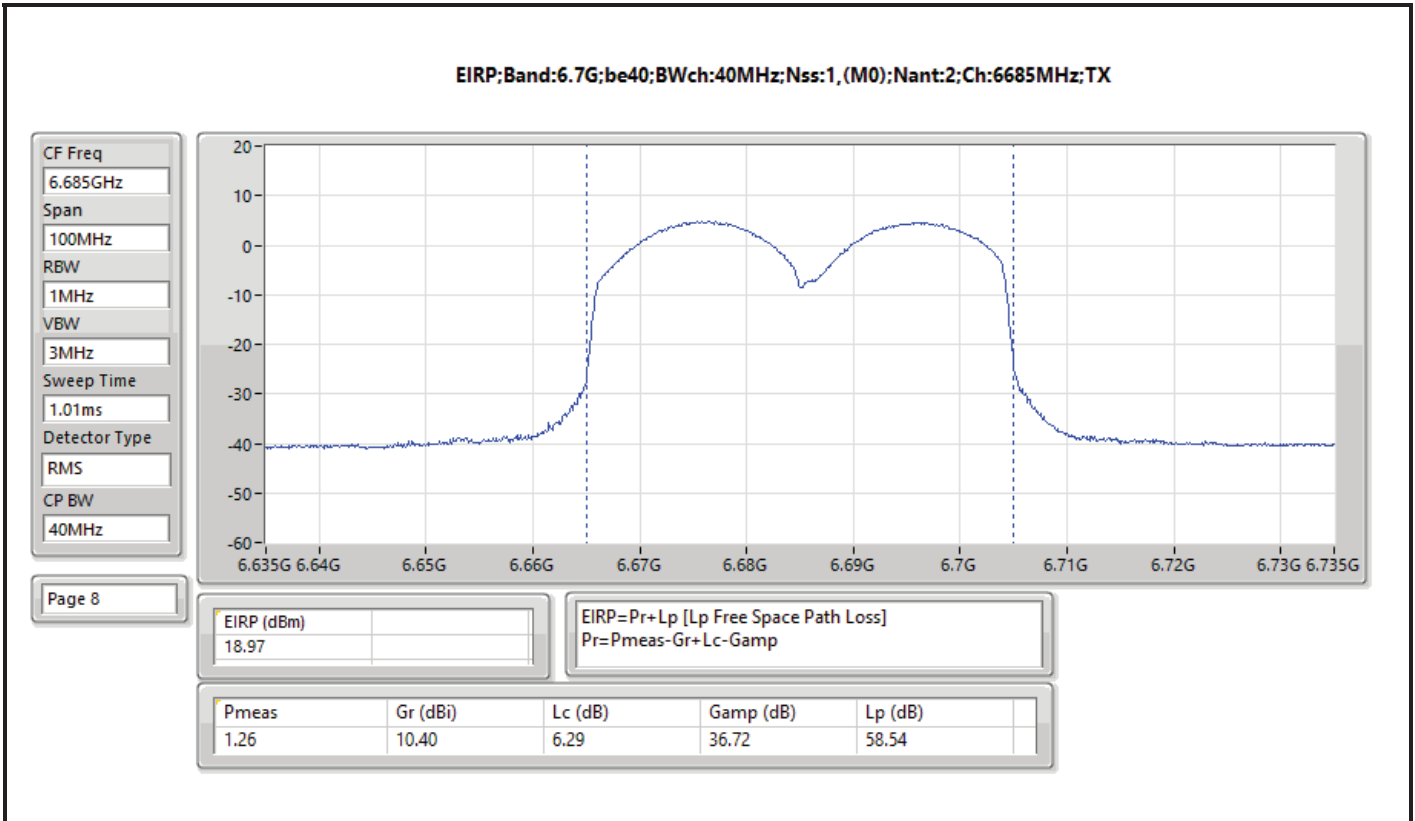


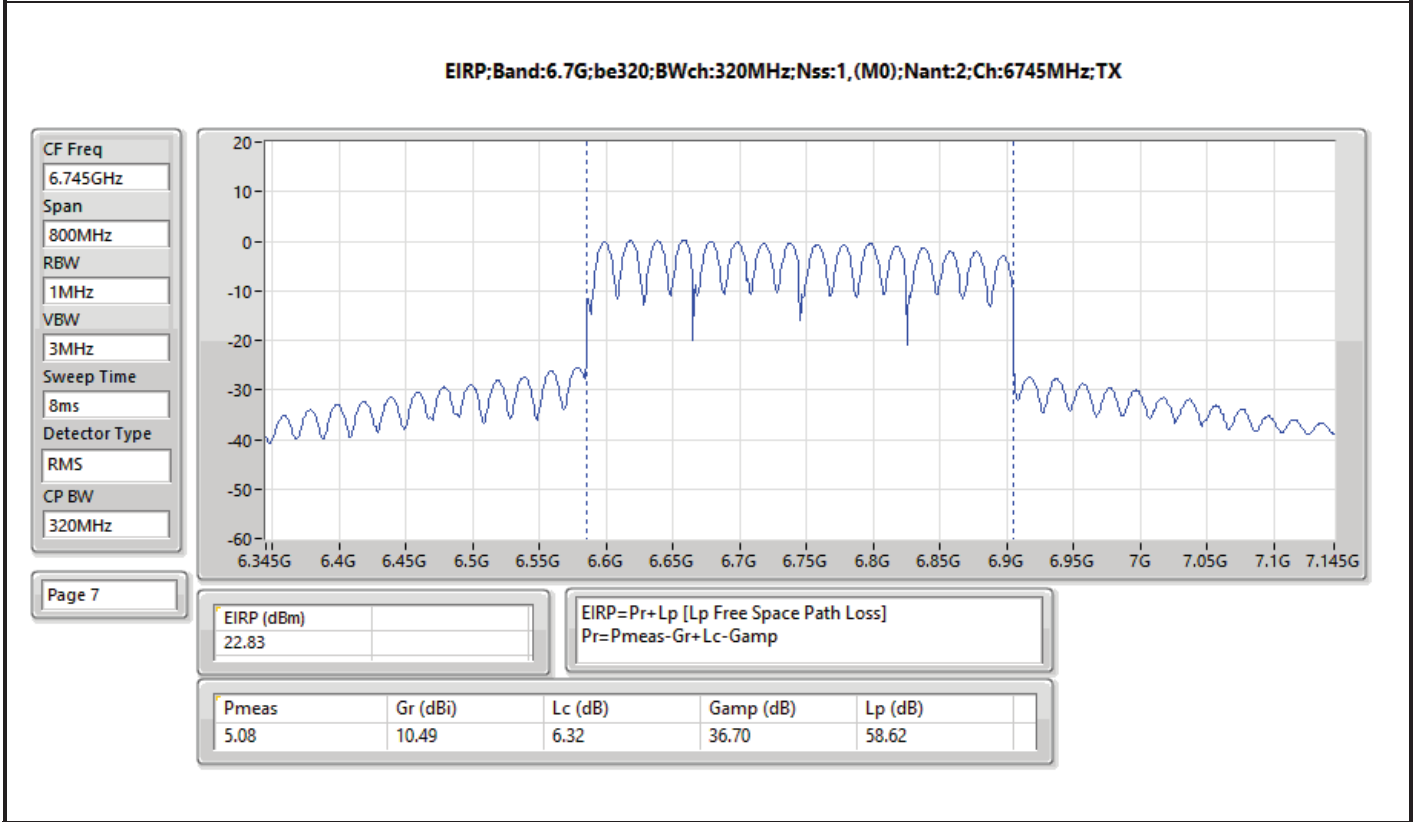
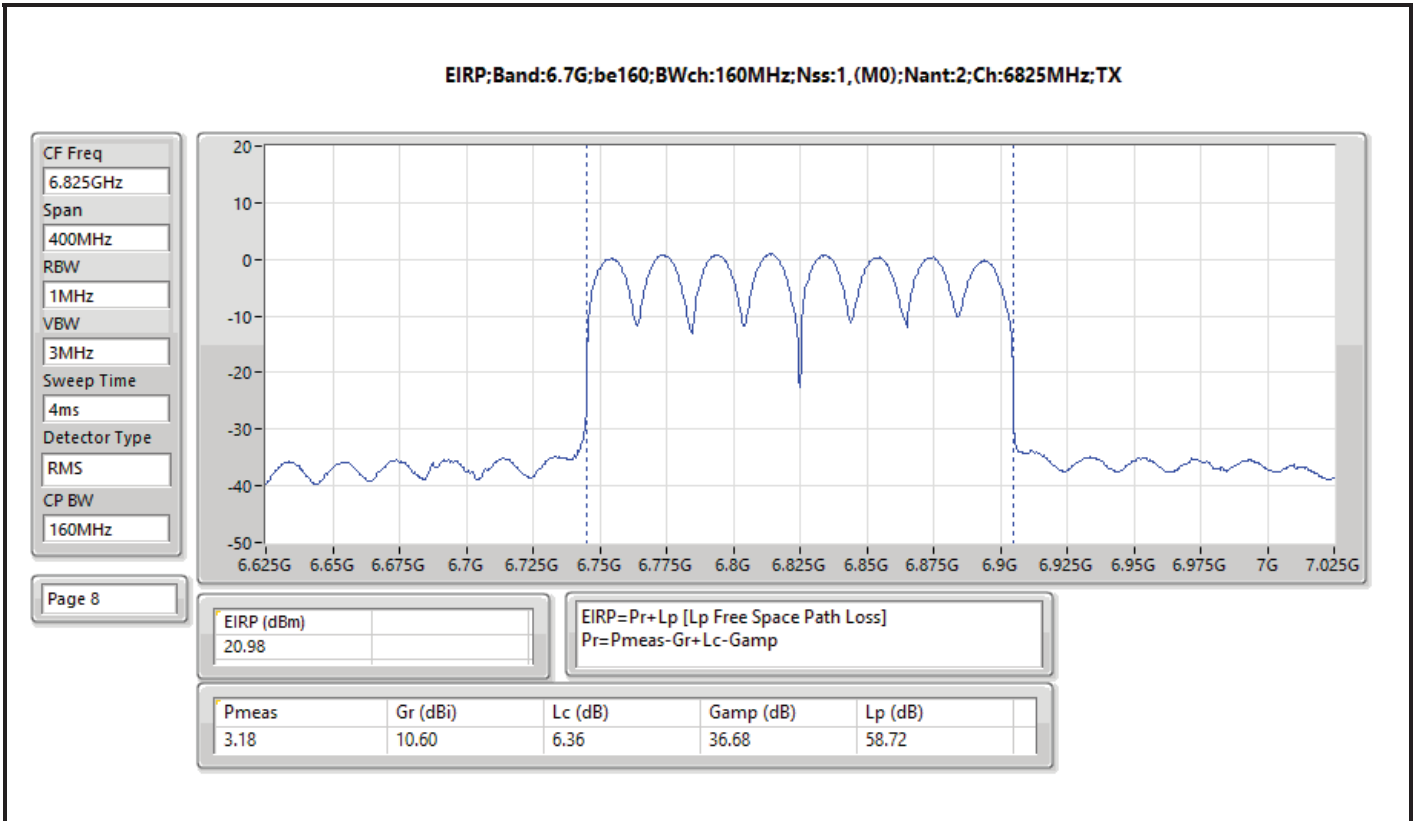














EIRP:Band:7.0G;be20;BWch:20MHz;Nss:1,(M0);Nant:2;Ch:7095MHz;TX

CF Freq
7.095GHz

Span
50MHz

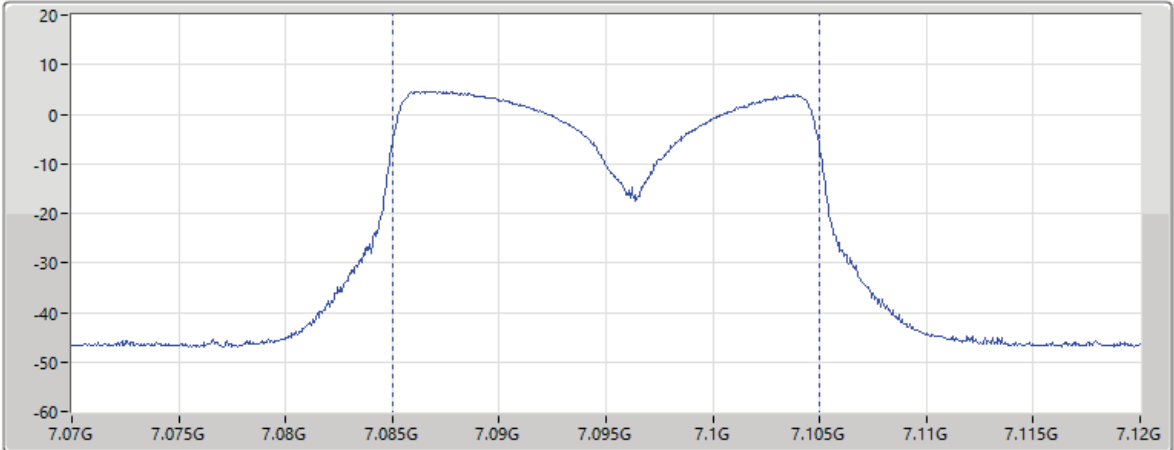
RBW
1MHz

VBW
3MHz

Sweep Time
1.01ms

Detector Type
RMS

CP BW
20MHz



Page 8

EIRP (dBm)		EIRP=Pr+Lp [Lp Free Space Path Loss]		
15.29		Pr=Pmeas-Gr+Lc-Gamp		
Pmeas	Gr (dBi)	Lc (dB)	Gamp (dB)	Lp (dB)
-3.13	10.52	6.48	36.60	59.06

EIRP:Band:7.0G;be40;BWch:40MHz;Nss:1,(M0);Nant:2;Ch:7085MHz;TX

CF Freq
7.085GHz

Span
100MHz

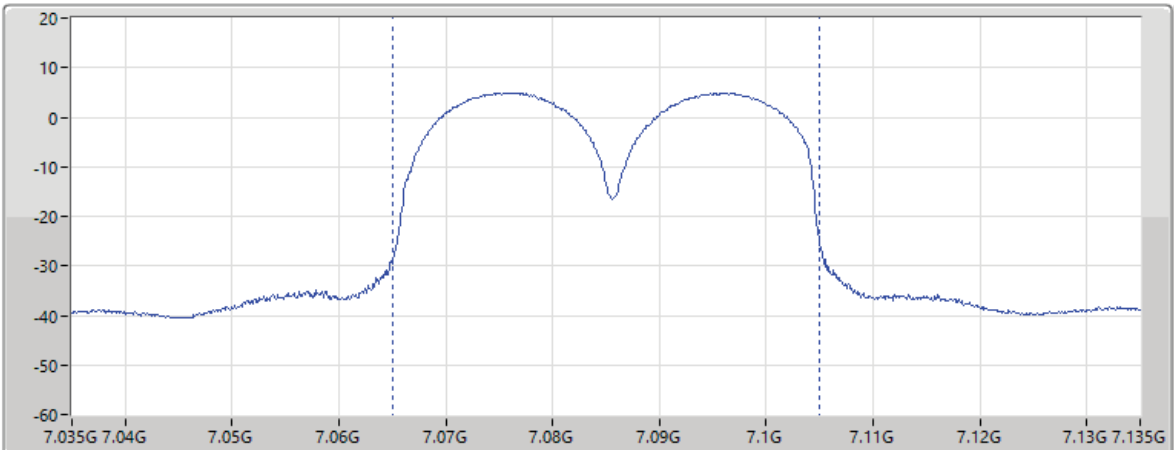
RBW
1MHz

VBW
3MHz

Sweep Time
1.01ms

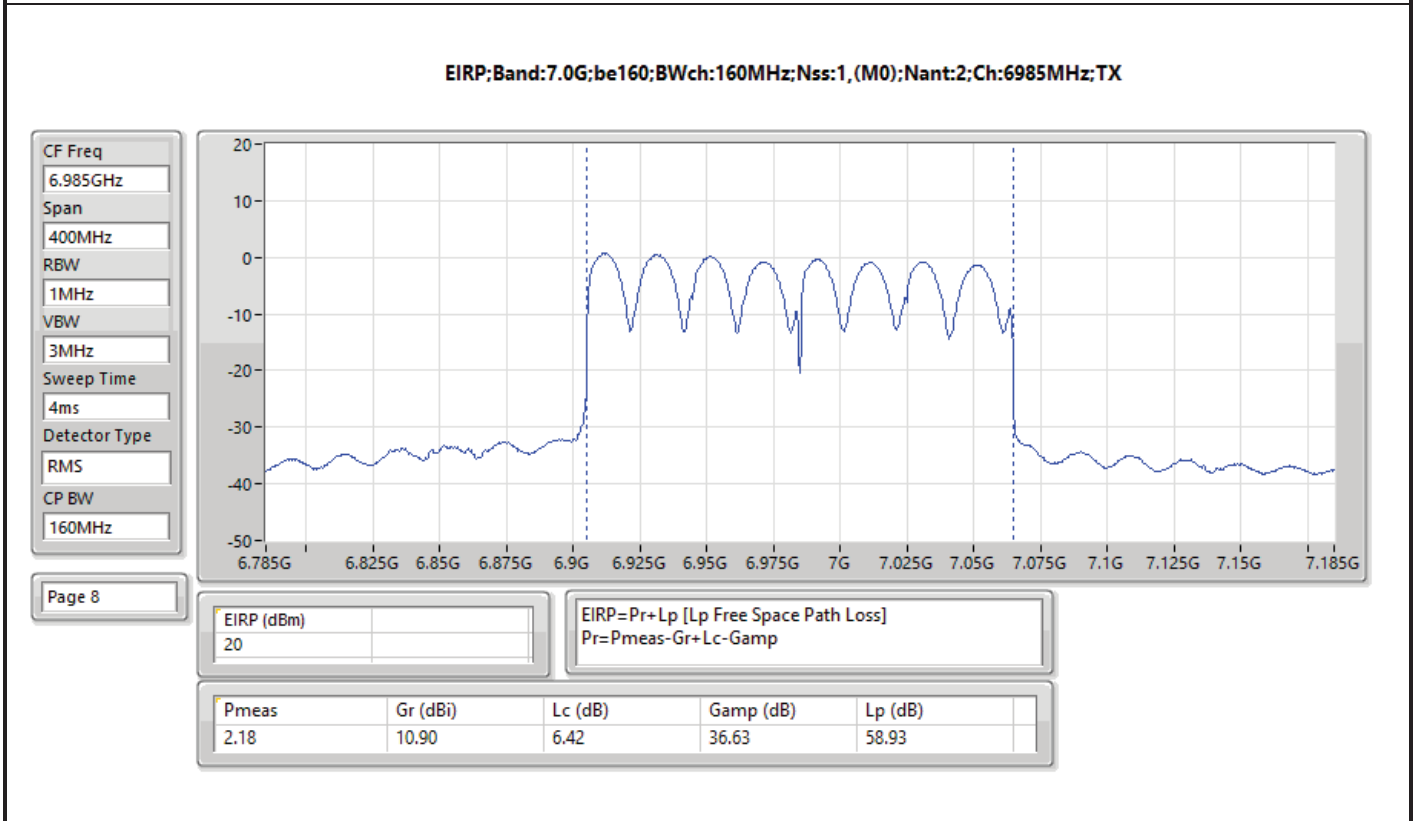
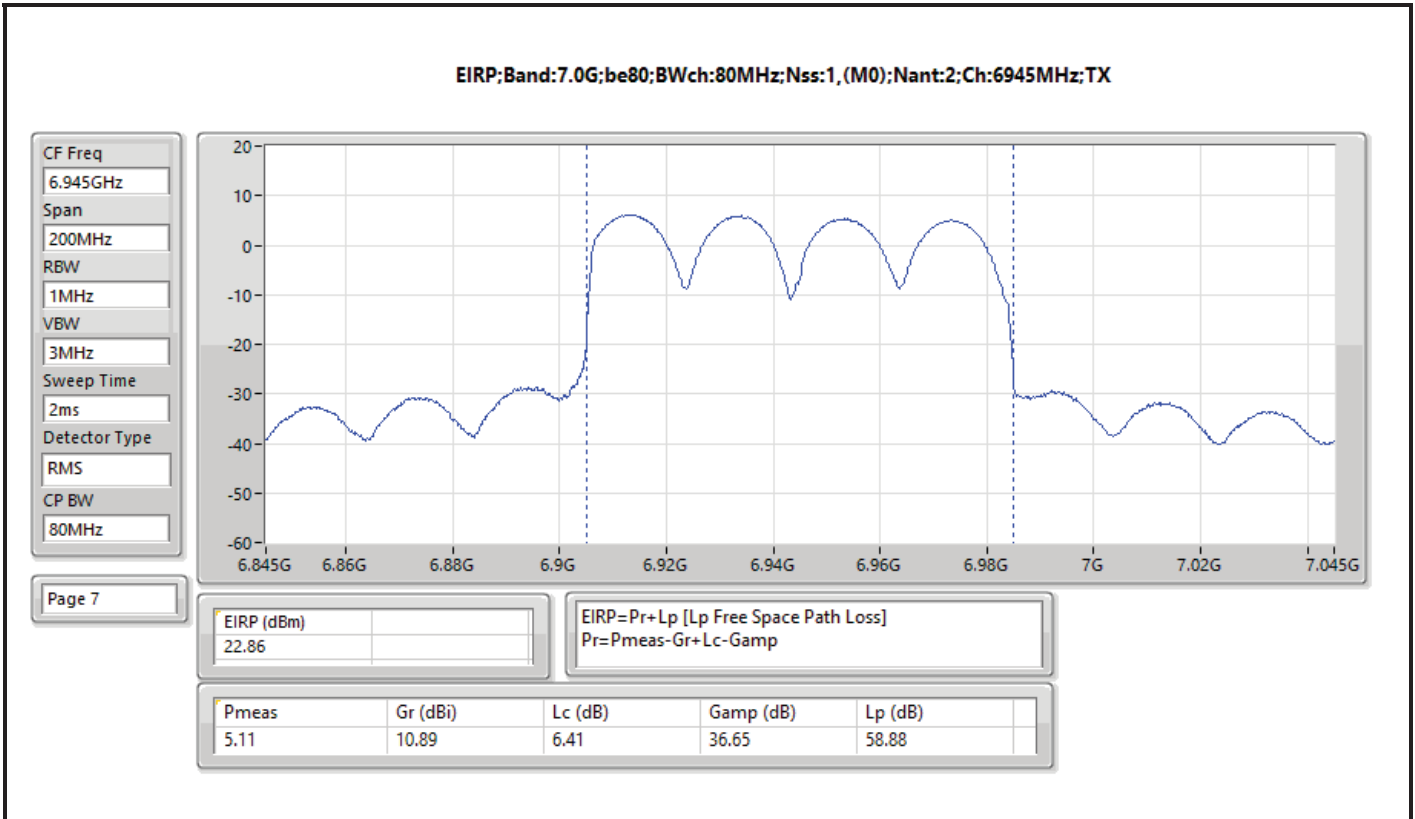
Detector Type
RMS

CP BW
40MHz



Page 8

EIRP (dBm)		EIRP=Pr+Lp [Lp Free Space Path Loss]		
19.01		Pr=Pmeas-Gr+Lc-Gamp		
Pmeas	Gr (dBi)	Lc (dB)	Gamp (dB)	Lp (dB)
0.66	10.56	6.47	36.61	59.05





Summary

Mode	EIRP (dBm)	EIRP (W)
5.925-6.425GHz	-	-
802.11be EHT20-BF_Nss1,(MCS0)_2TX	20.07	0.10162
802.11be EHT40-BF_Nss1,(MCS0)_2TX	21.27	0.13397
802.11be EHT80-BF_Nss1,(MCS0)_2TX	21.83	0.15241
802.11be EHT160-BF_Nss1,(MCS0)_2TX	21.33	0.13583
802.11be EHT320-BF_Nss1,(MCS0)_2TX	21.17	0.13092
6.425-6.525GHz	-	-
802.11be EHT20-BF_Nss1,(MCS0)_2TX	17.53	0.05662
802.11be EHT40-BF_Nss1,(MCS0)_2TX	21.16	0.13062
802.11be EHT80-BF_Nss1,(MCS0)_2TX	18.27	0.06714
802.11be EHT160-BF_Nss1,(MCS0)_2TX	17.84	0.06081
6.525-6.875GHz	-	-
802.11be EHT20-BF_Nss1,(MCS0)_2TX	19.09	0.08110
802.11be EHT40-BF_Nss1,(MCS0)_2TX	22.49	0.17742
802.11be EHT80-BF_Nss1,(MCS0)_2TX	21.66	0.14655
802.11be EHT160-BF_Nss1,(MCS0)_2TX	23.26	0.21184
802.11be EHT320-BF_Nss1,(MCS0)_2TX	23.09	0.20370
6.875-7.125GHz	-	-
802.11be EHT20-BF_Nss1,(MCS0)_2TX	16.52	0.04487
802.11be EHT40-BF_Nss1,(MCS0)_2TX	22.66	0.18450
802.11be EHT80-BF_Nss1,(MCS0)_2TX	18.71	0.07430
802.11be EHT160-BF_Nss1,(MCS0)_2TX	24.35	0.27227

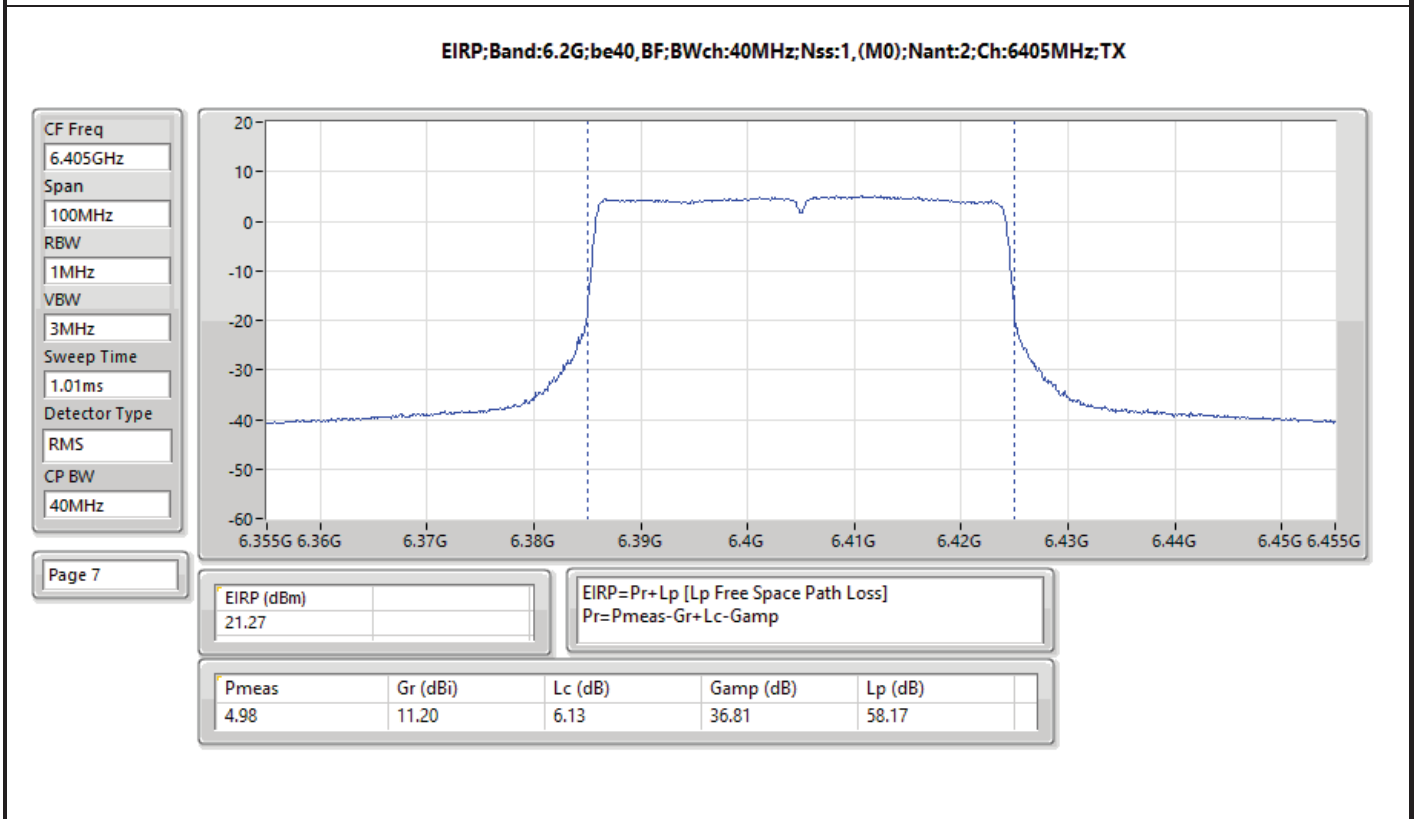
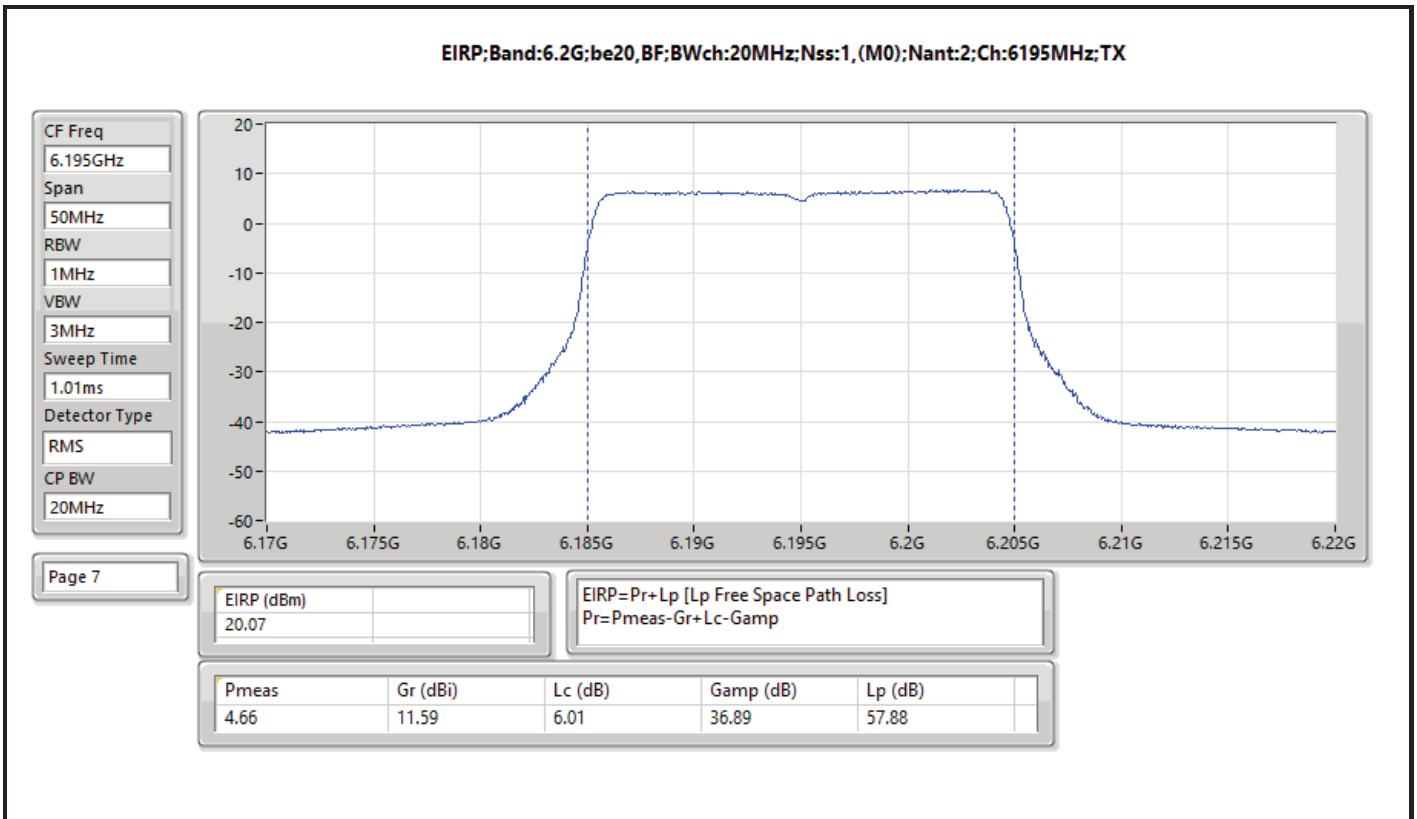


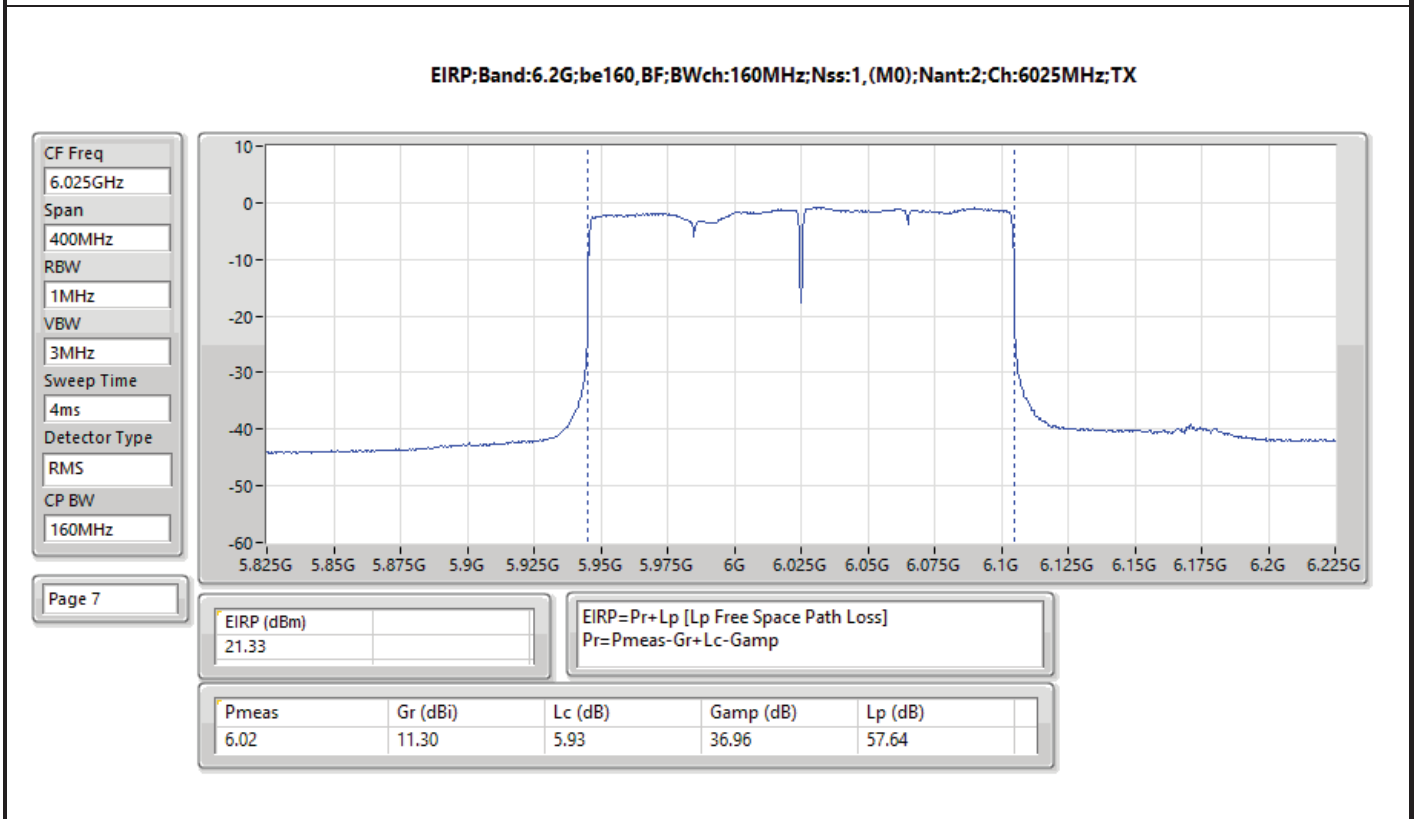
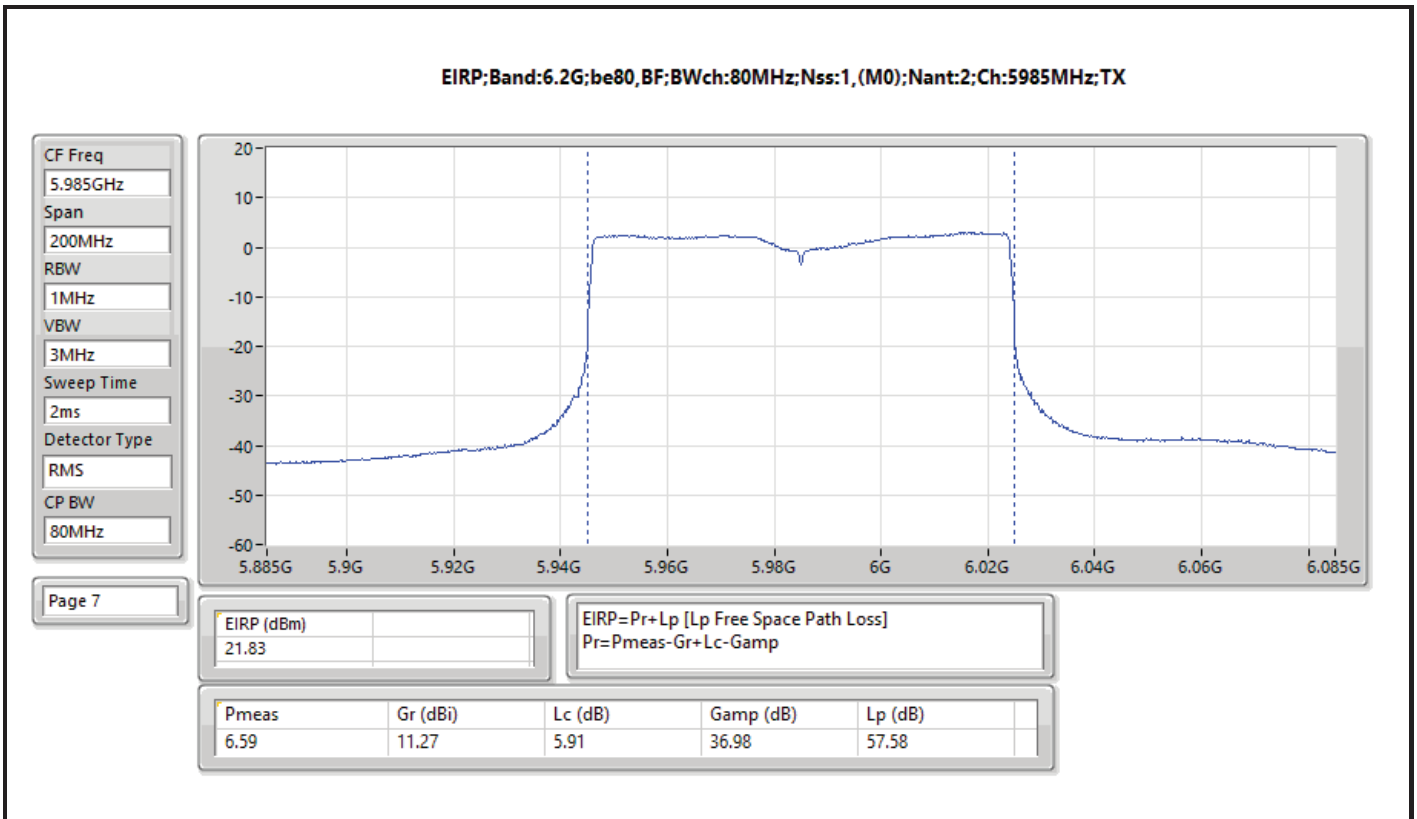
Result

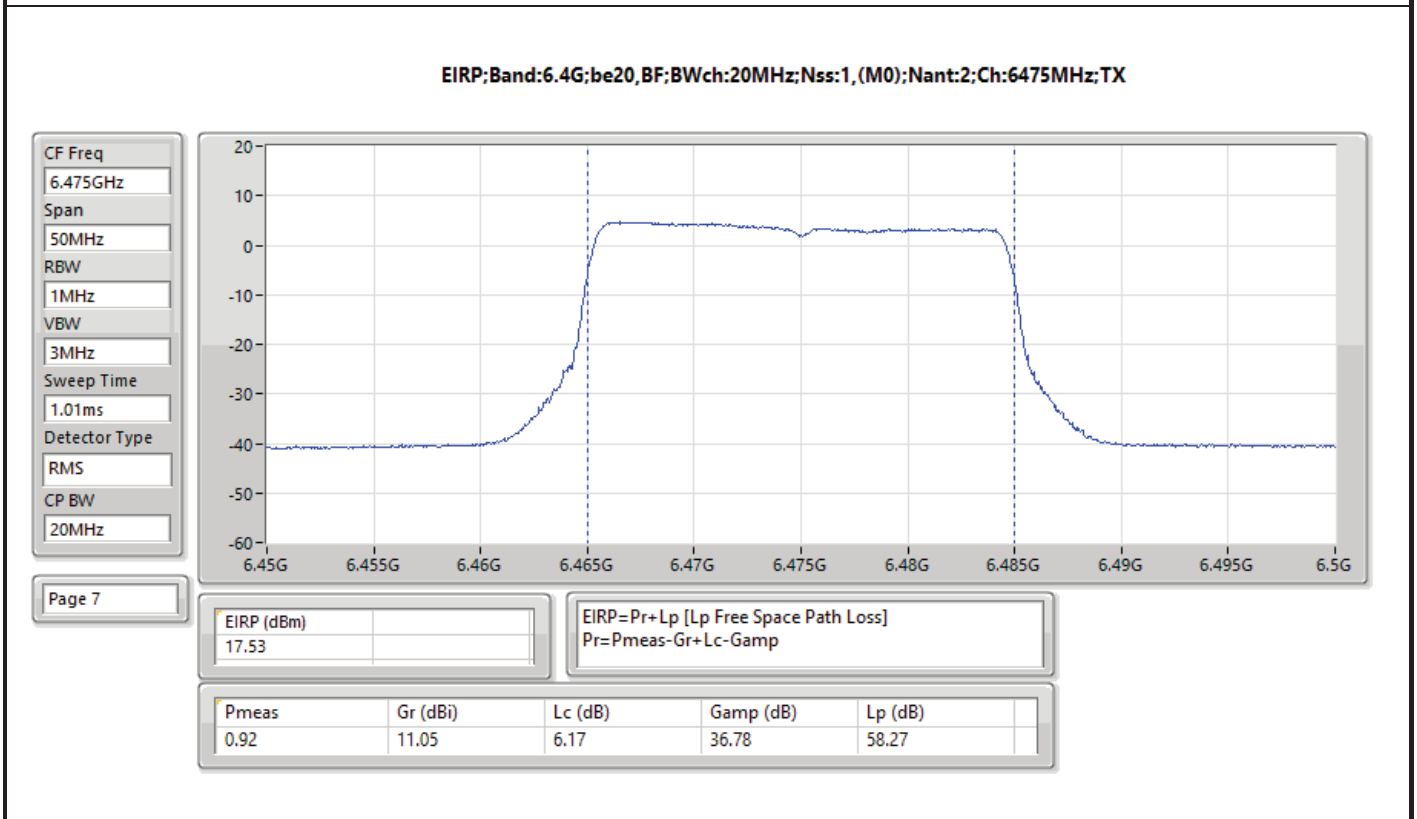
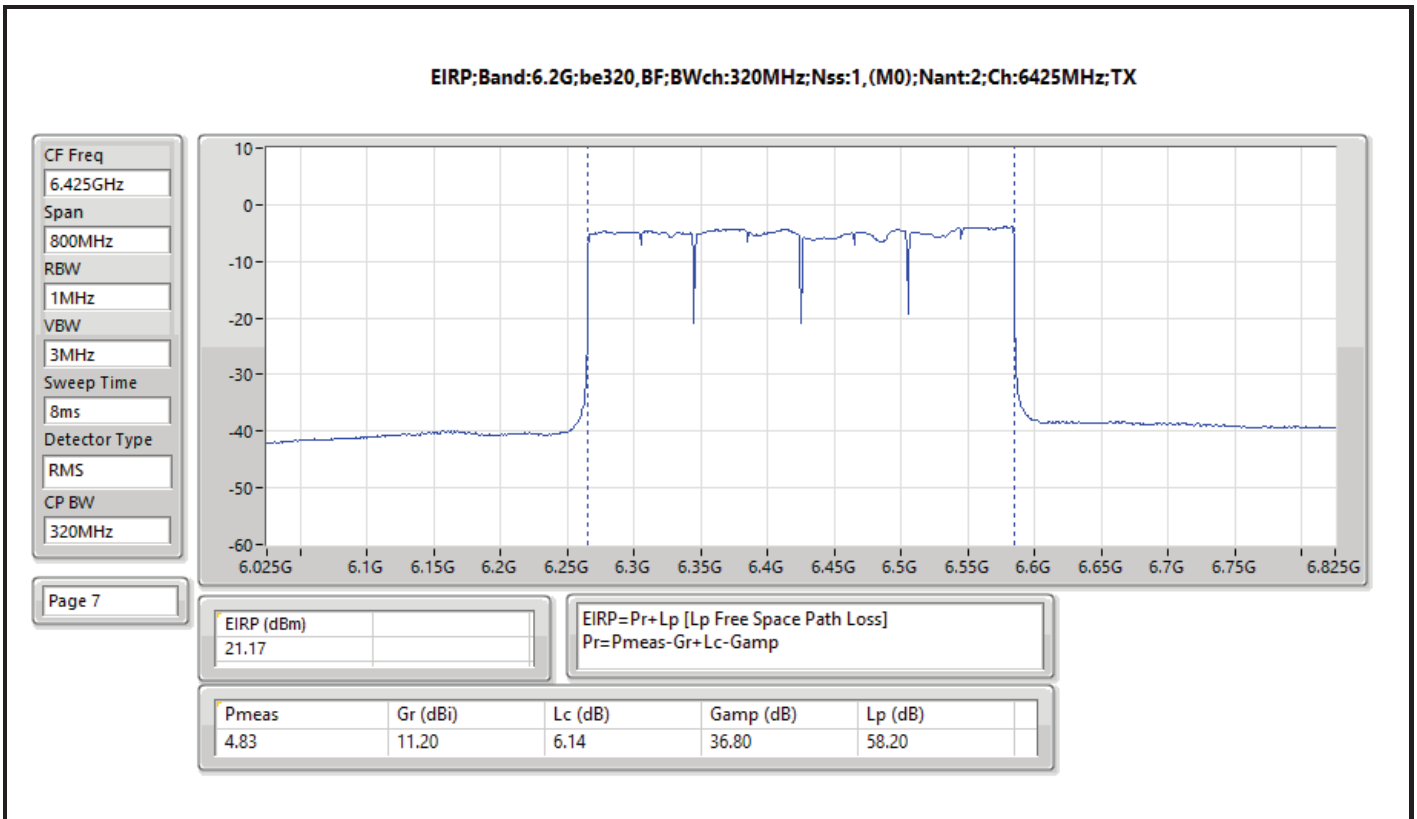
Mode	Result	EIRP (dBm)	EIRP Limit (dBm)
802.11be EHT20-BF_Nss1,(MCS0)_2TX	-	-	-
5955MHz	Pass	18.12	30.00
6195MHz	Pass	20.07	30.00
6415MHz	Pass	15.13	30.00
6435MHz	Pass	14.36	30.00
6475MHz	Pass	17.53	30.00
6515MHz	Pass	14.22	30.00
6535MHz	Pass	16.71	30.00
6695MHz	Pass	19.09	30.00
6875MHz	Pass	13.82	30.00
6895MHz	Pass	16.52	30.00
6995MHz	Pass	16.10	30.00
7095MHz	Pass	15.30	30.00
7115MHz	Pass	11.63	30.00
802.11be EHT40-BF_Nss1,(MCS0)_2TX	-	-	-
5965MHz	Pass	21.21	30.00
6205MHz	Pass	20.48	30.00
6405MHz	Pass	21.27	30.00
6445MHz	Pass	18.10	30.00
6485MHz	Pass	21.16	30.00
6525MHz	Pass	17.83	30.00
6565MHz	Pass	17.96	30.00
6685MHz	Pass	19.03	30.00
6885MHz	Pass	22.49	30.00
6925MHz	Pass	22.66	30.00
7005MHz	Pass	19.37	30.00
7085MHz	Pass	15.69	30.00
802.11be EHT80-BF_Nss1,(MCS0)_2TX	-	-	-
5985MHz	Pass	21.83	30.00
6225MHz	Pass	20.35	30.00
6385MHz	Pass	20.31	30.00
6465MHz	Pass	17.15	30.00
6545MHz	Pass	18.27	30.00
6625MHz	Pass	19.31	30.00
6705MHz	Pass	18.14	30.00
6785MHz	Pass	21.66	30.00
6865MHz	Pass	16.80	30.00
6945MHz	Pass	16.20	30.00
7025MHz	Pass	18.71	30.00
802.11be EHT160-BF_Nss1,(MCS0)_2TX	-	-	-
6025MHz	Pass	21.33	30.00
6185MHz	Pass	16.04	30.00
6345MHz	Pass	20.11	30.00
6505MHz	Pass	17.84	30.00
6665MHz	Pass	17.43	30.00
6825MHz	Pass	23.26	30.00
6985MHz	Pass	24.35	30.00
802.11be EHT320-BF_Nss1,(MCS0)_2TX	-	-	-
6105MHz	Pass	20.52	30.00
6265MHz	Pass	19.53	30.00
6425MHz	Pass	21.17	30.00
6585MHz	Pass	18.05	30.00
6745MHz	Pass	19.22	30.00
6905MHz	Pass	23.09	30.00

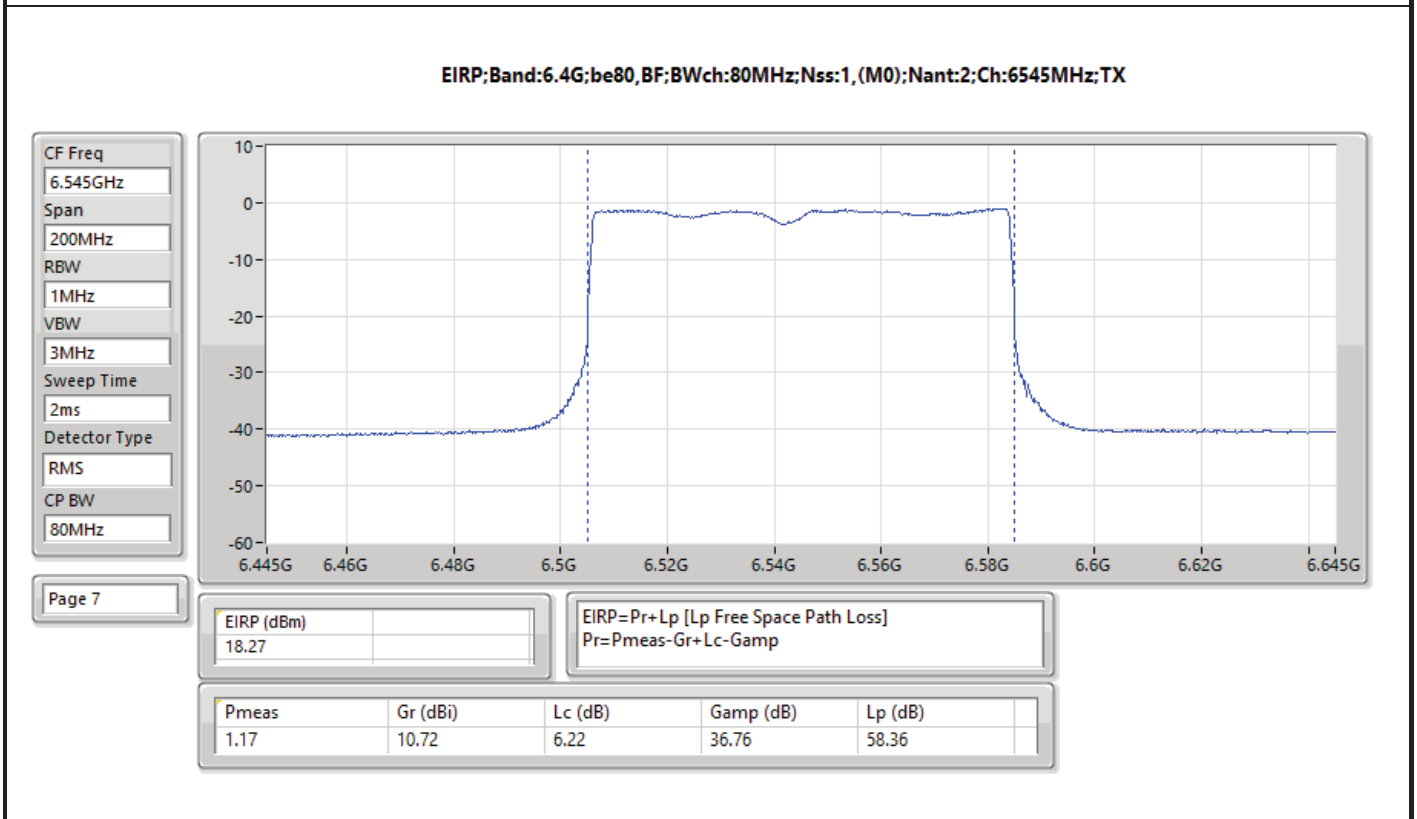
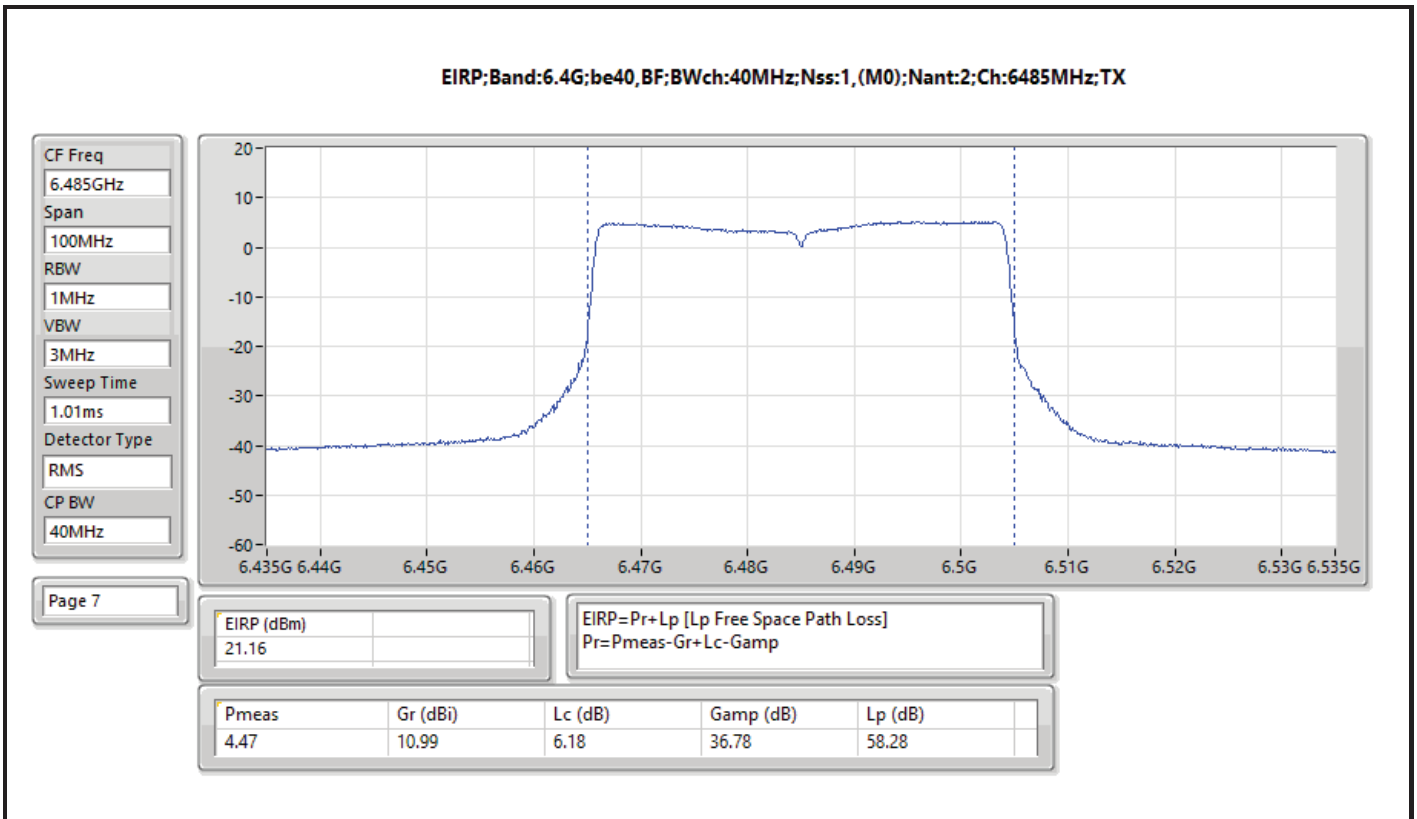


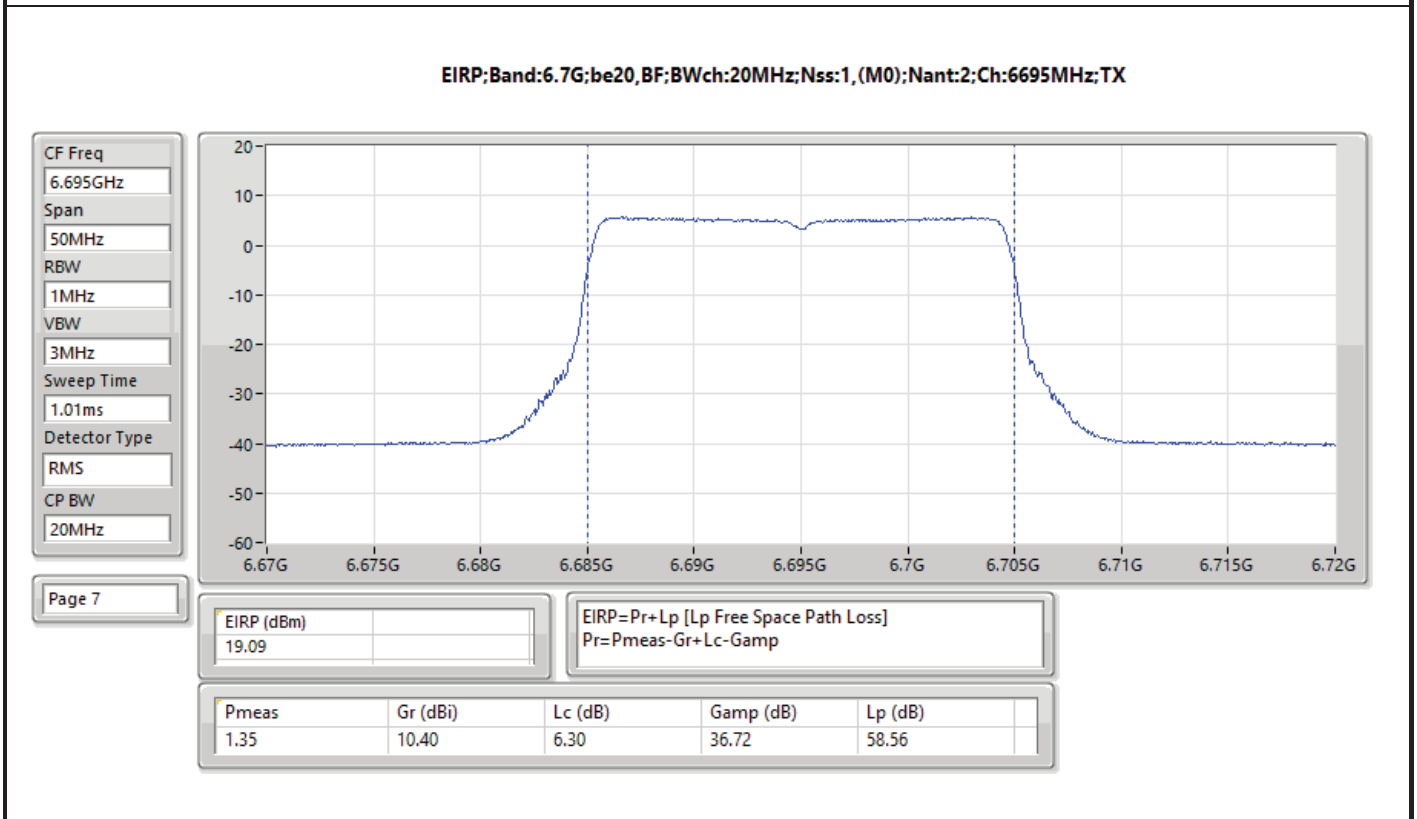
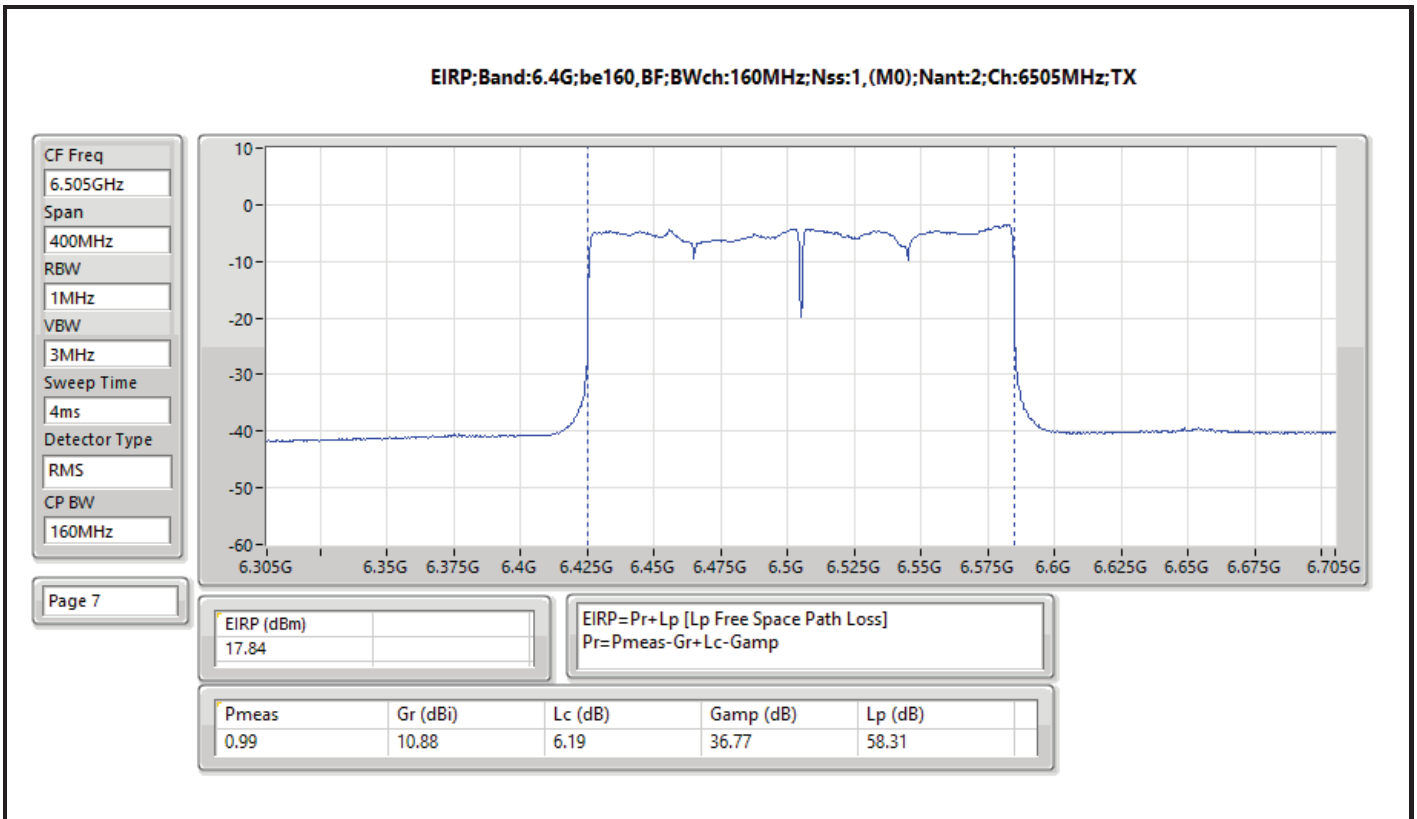
DG = Directional Gain; Port X = Port X output power
Inf = There's no restriction for the limit.

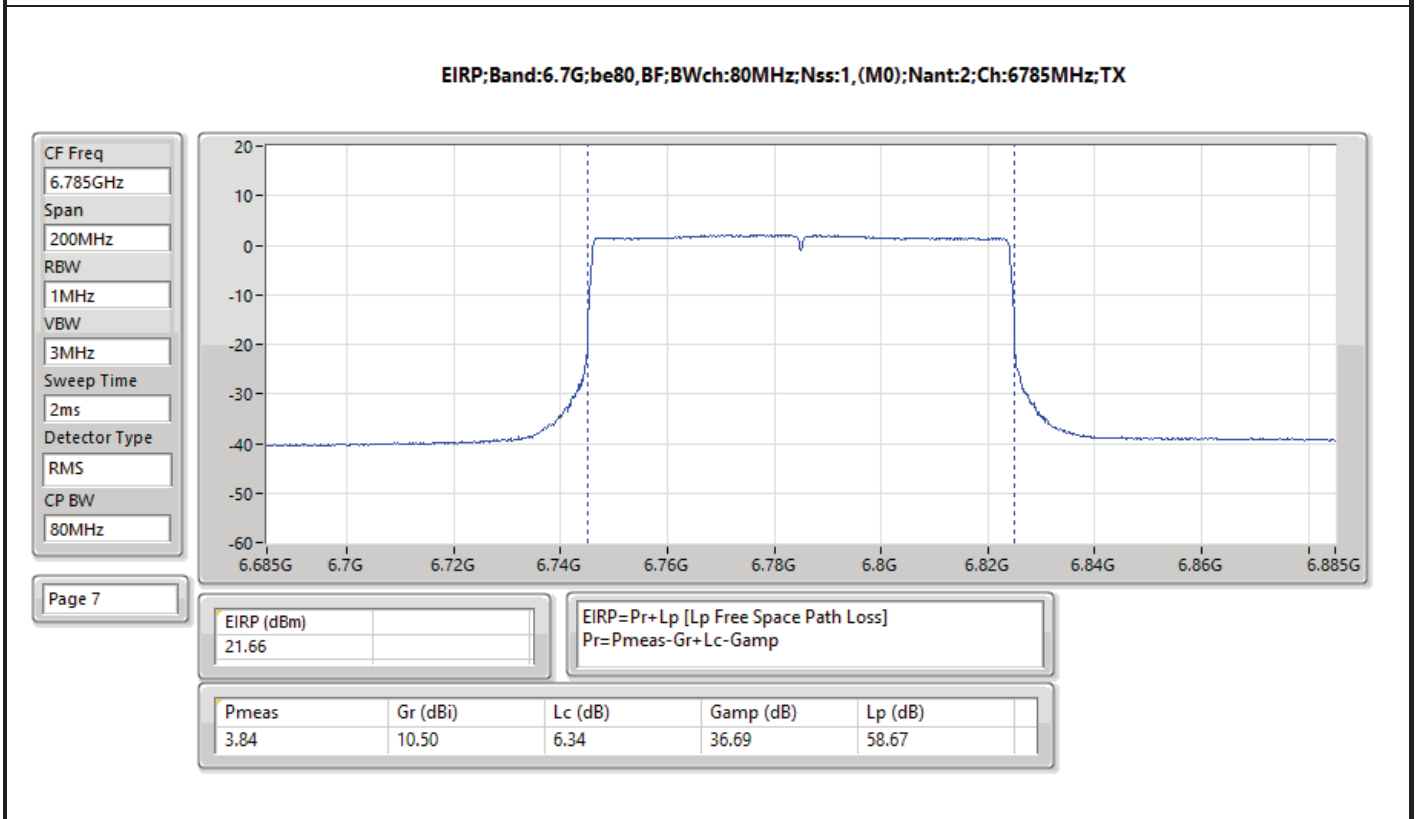
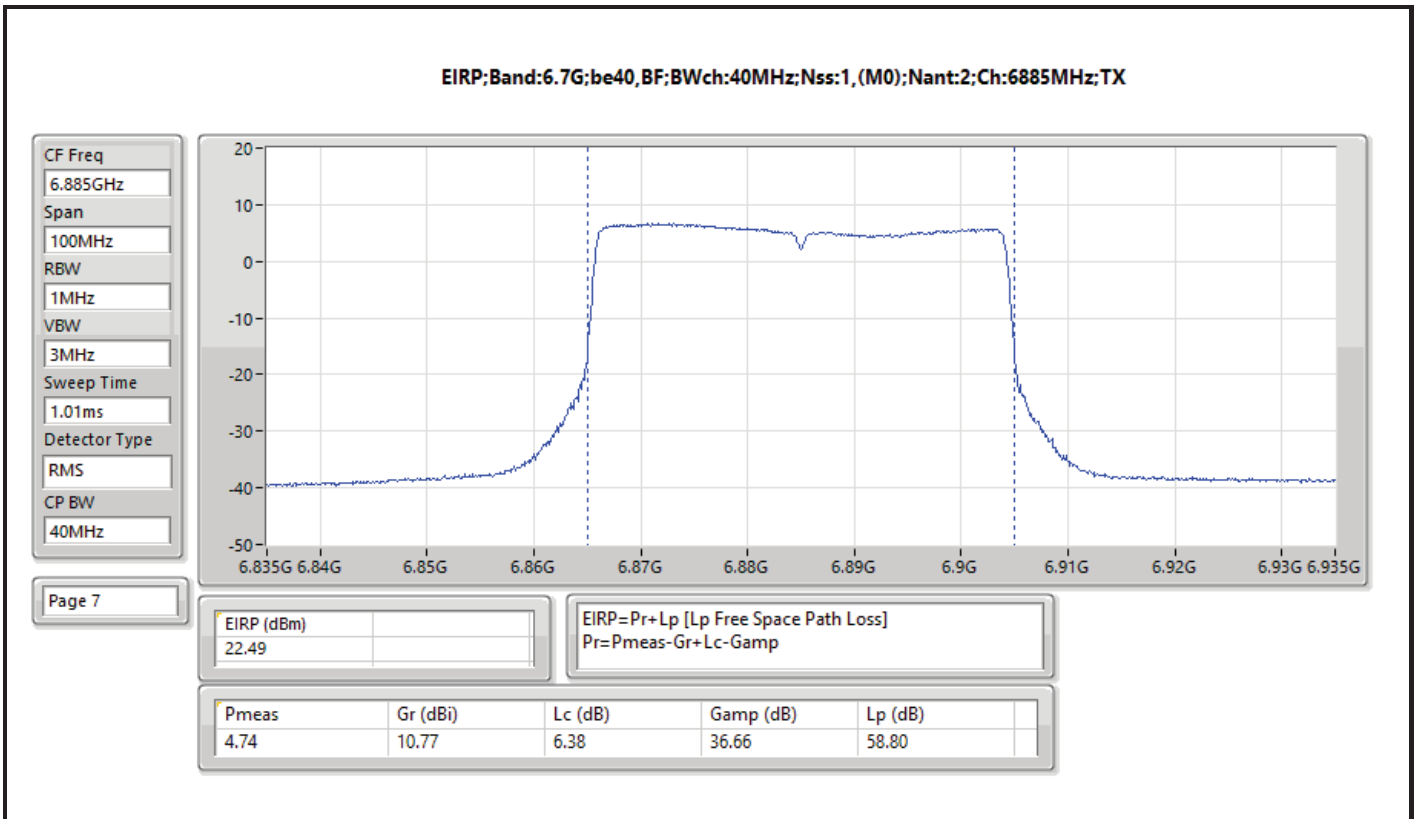


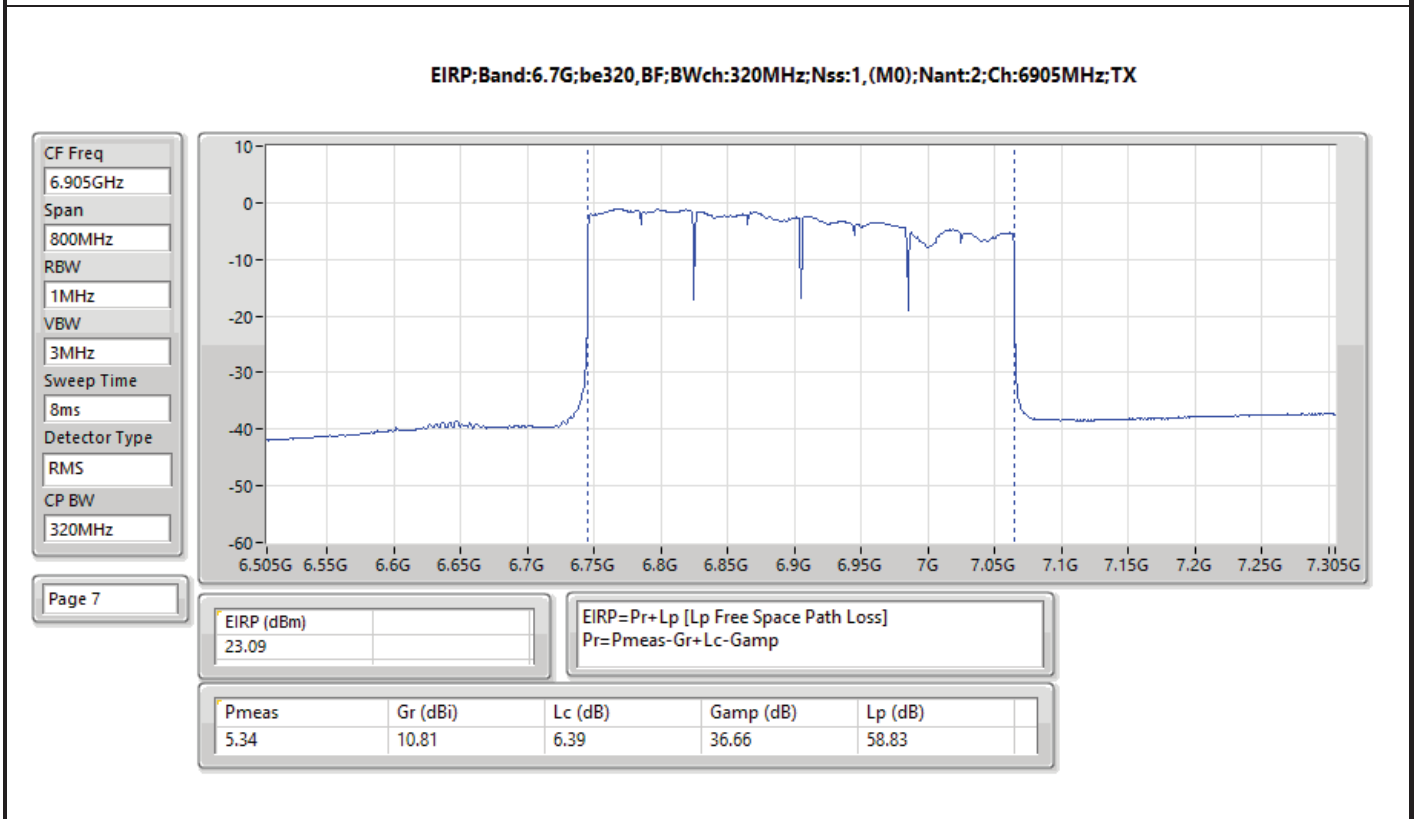
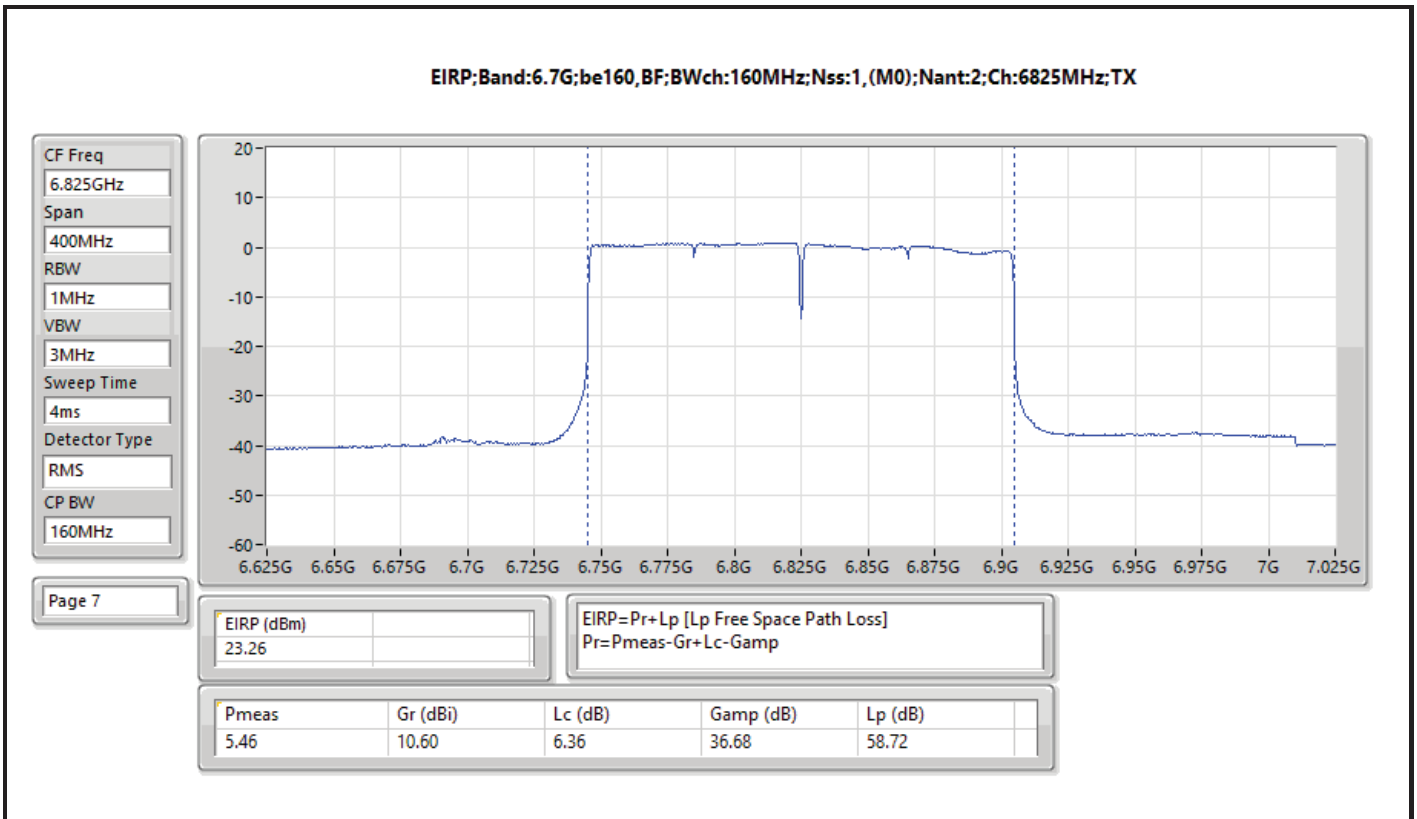


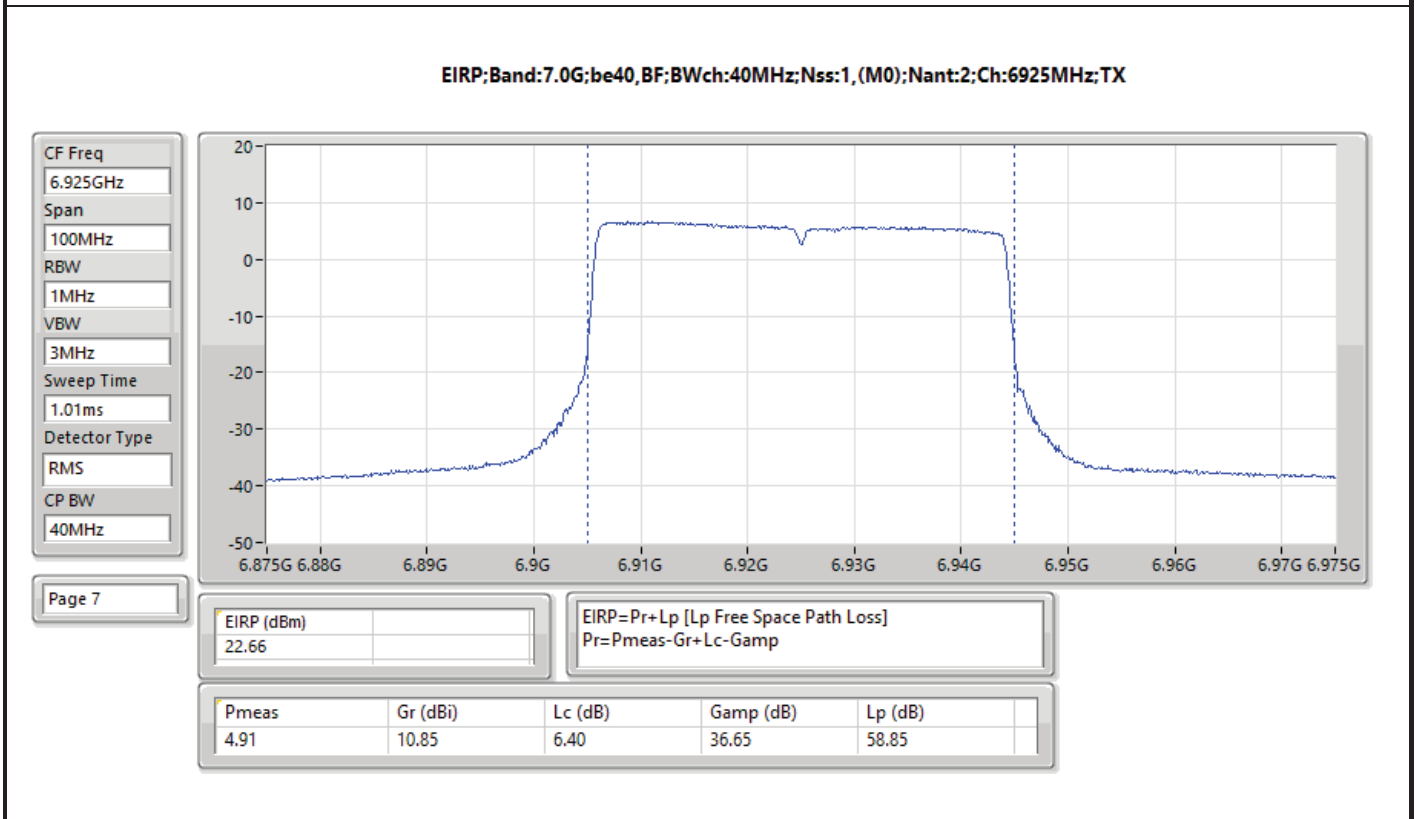
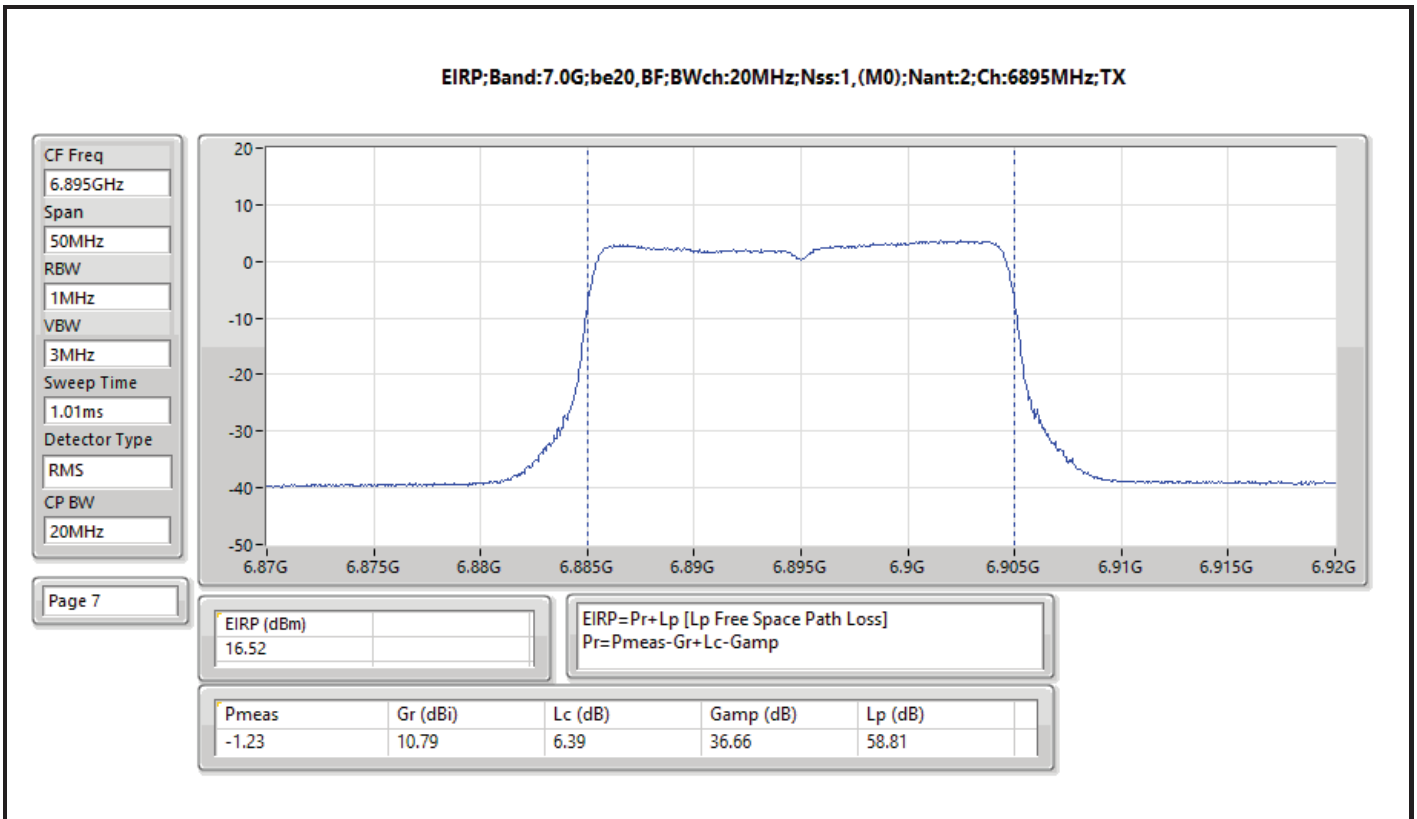


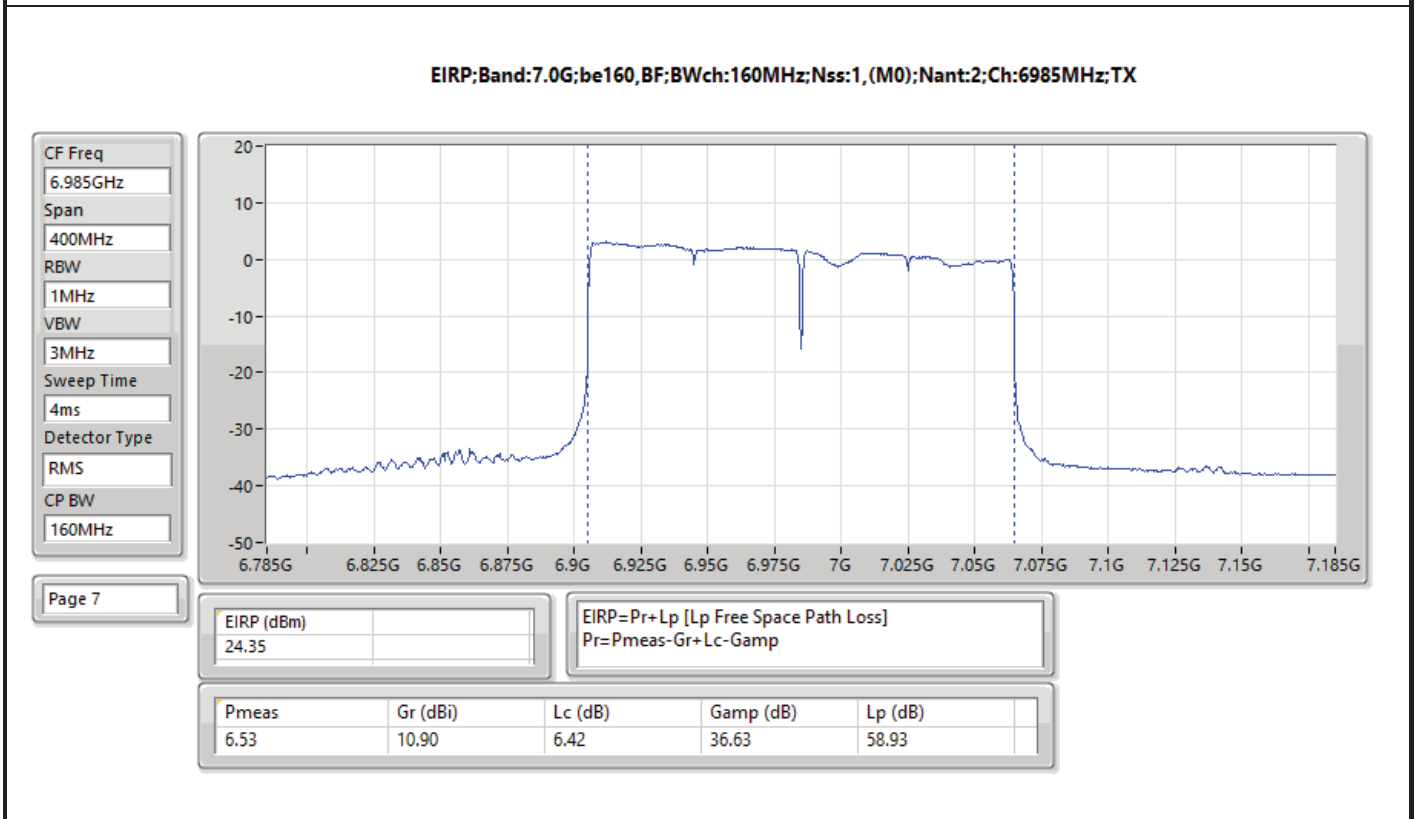
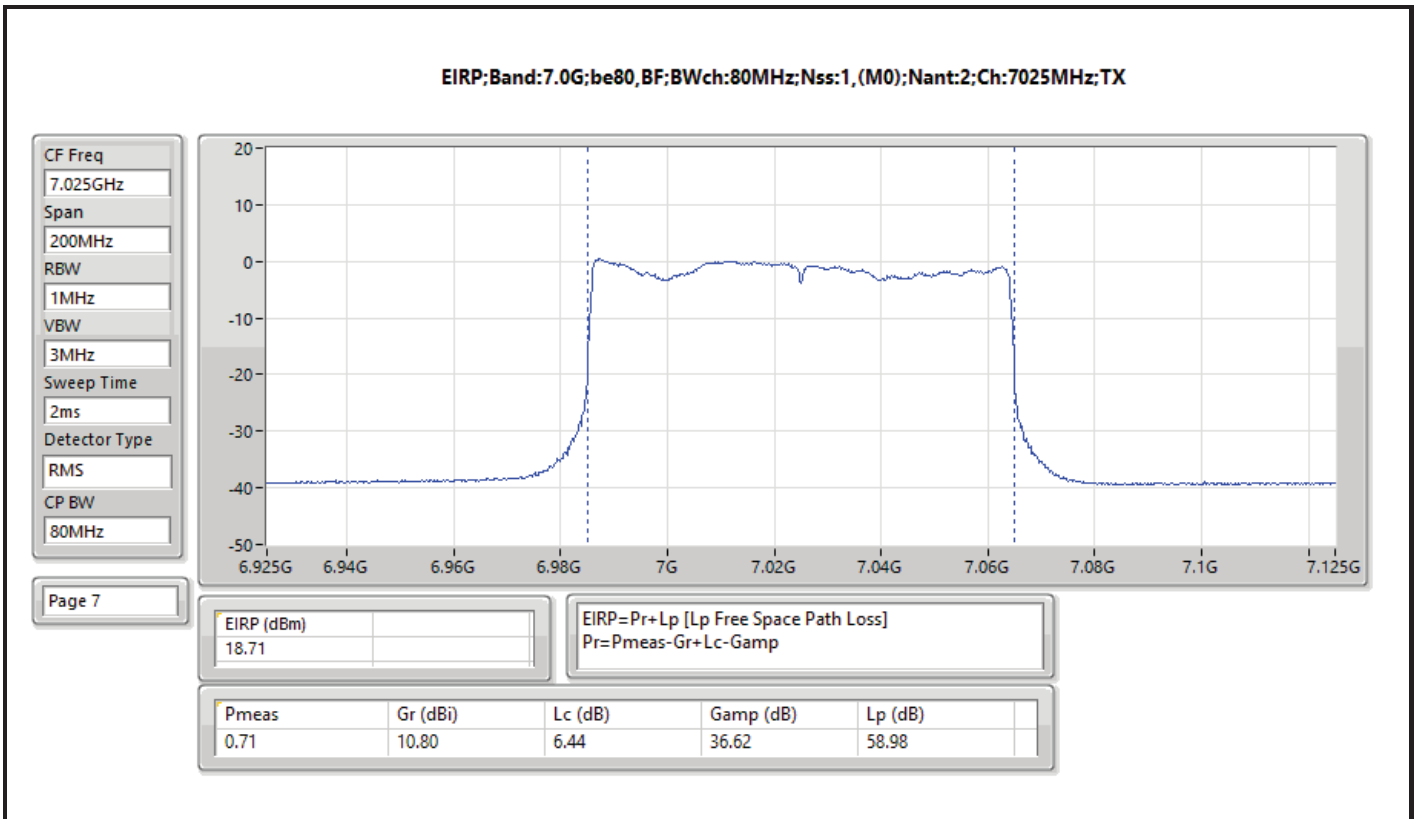














Summary

Mode	EIRP PD (dBm/RBW)
5.925-6.425GHz	-
802.11be EHT20_Nss1,(MCS0)_2TX	4.67
802.11be EHT40_Nss1,(MCS0)_2TX	4.78
802.11be EHT80_Nss1,(MCS0)_2TX	4.82
802.11be EHT160_Nss1,(MCS0)_2TX	2.41
802.11be EHT320_Nss1,(MCS0)_2TX	1.20
6.425-6.525GHz	-
802.11be EHT20_Nss1,(MCS0)_2TX	4.67
802.11be EHT40_Nss1,(MCS0)_2TX	4.66
802.11be EHT80_Nss1,(MCS0)_2TX	4.59
802.11be EHT160_Nss1,(MCS0)_2TX	-0.54
6.525-6.875GHz	-
802.11be EHT20_Nss1,(MCS0)_2TX	4.84
802.11be EHT40_Nss1,(MCS0)_2TX	4.76
802.11be EHT80_Nss1,(MCS0)_2TX	4.97
802.11be EHT160_Nss1,(MCS0)_2TX	0.96
802.11be EHT320_Nss1,(MCS0)_2TX	0.43
6.875-7.125GHz	-
802.11be EHT20_Nss1,(MCS0)_2TX	4.90
802.11be EHT40_Nss1,(MCS0)_2TX	4.86
802.11be EHT80_Nss1,(MCS0)_2TX	4.83
802.11be EHT160_Nss1,(MCS0)_2TX	1.72

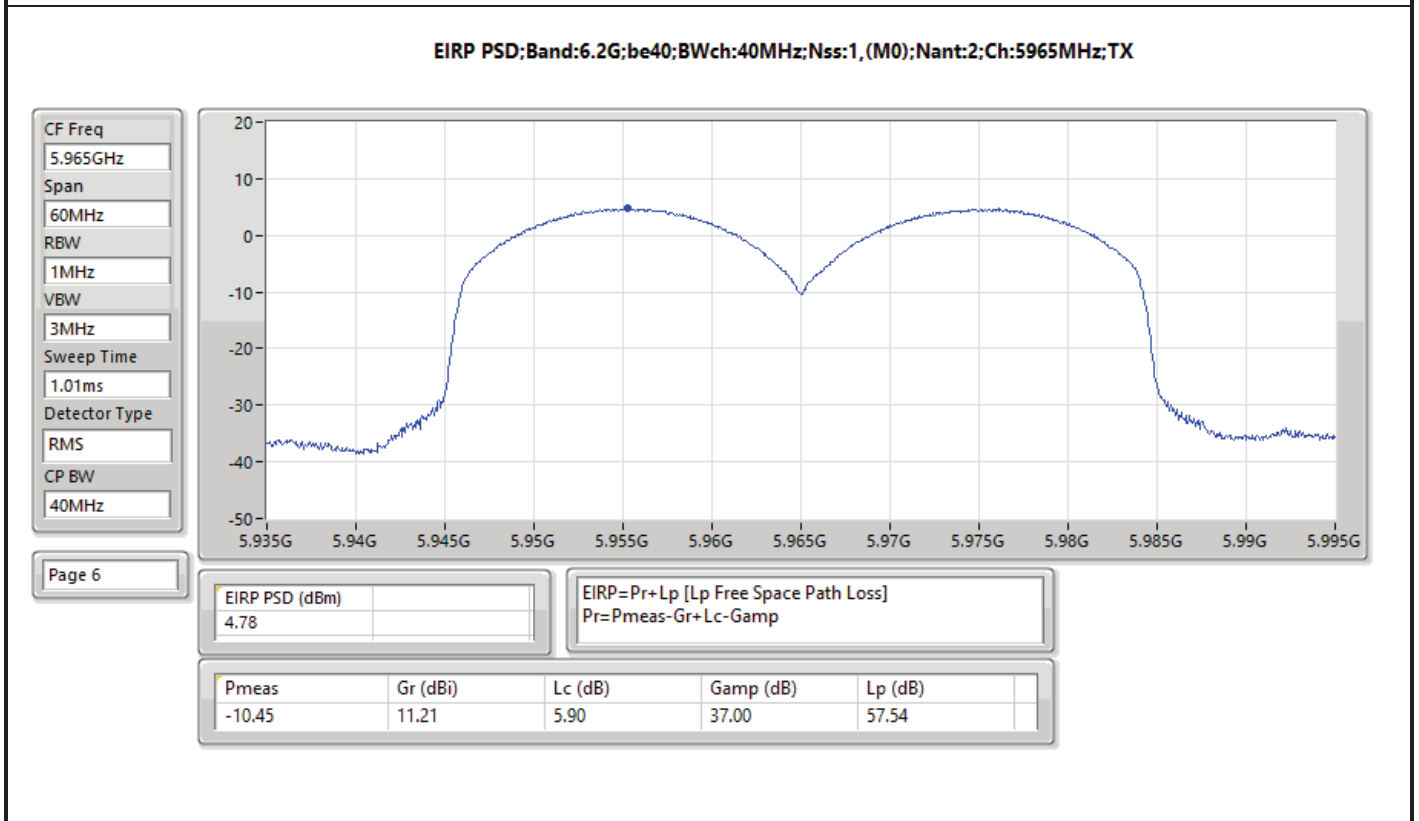
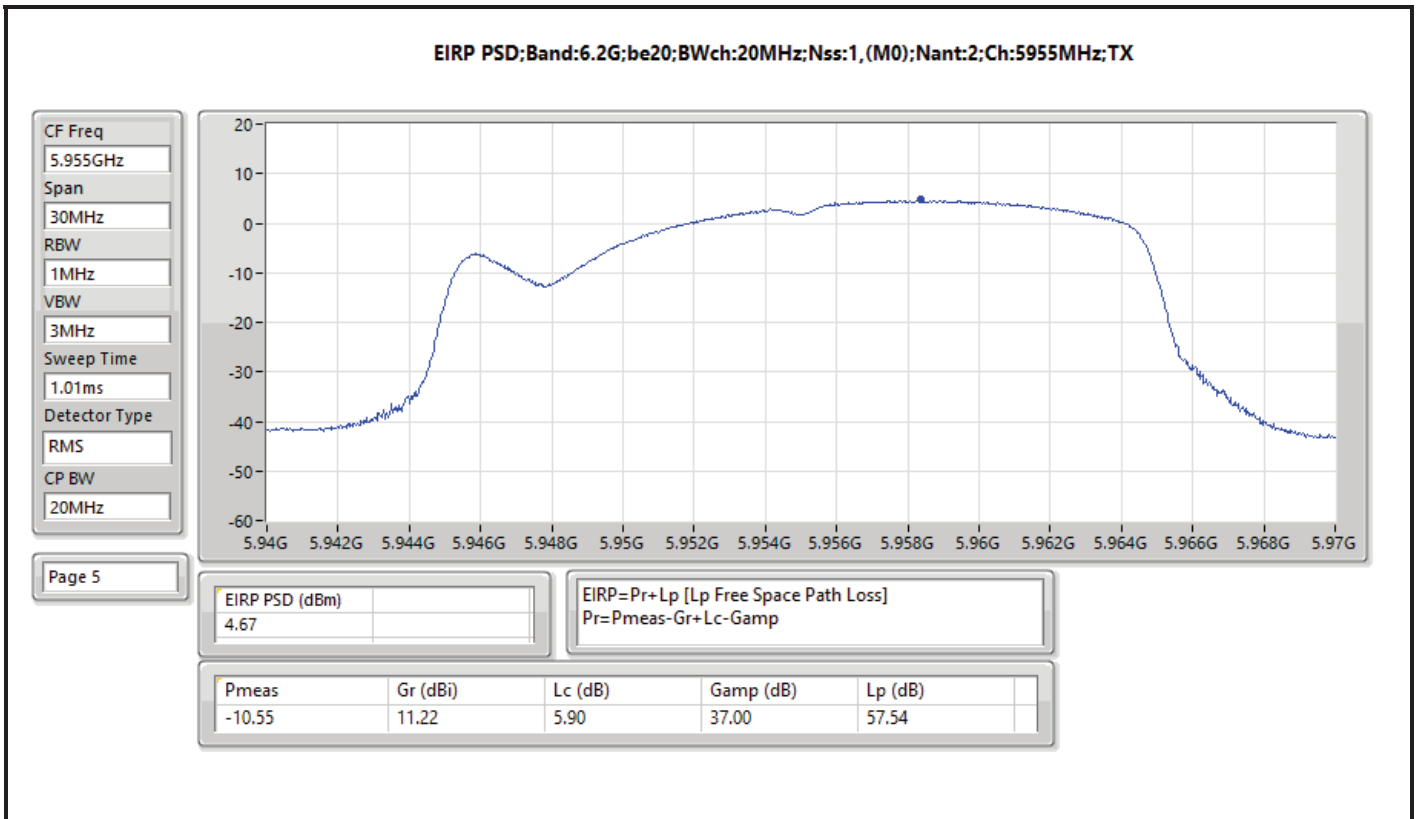
RBW = 500kHz for 5.725-5.85GHz band / 1MHz for other band;

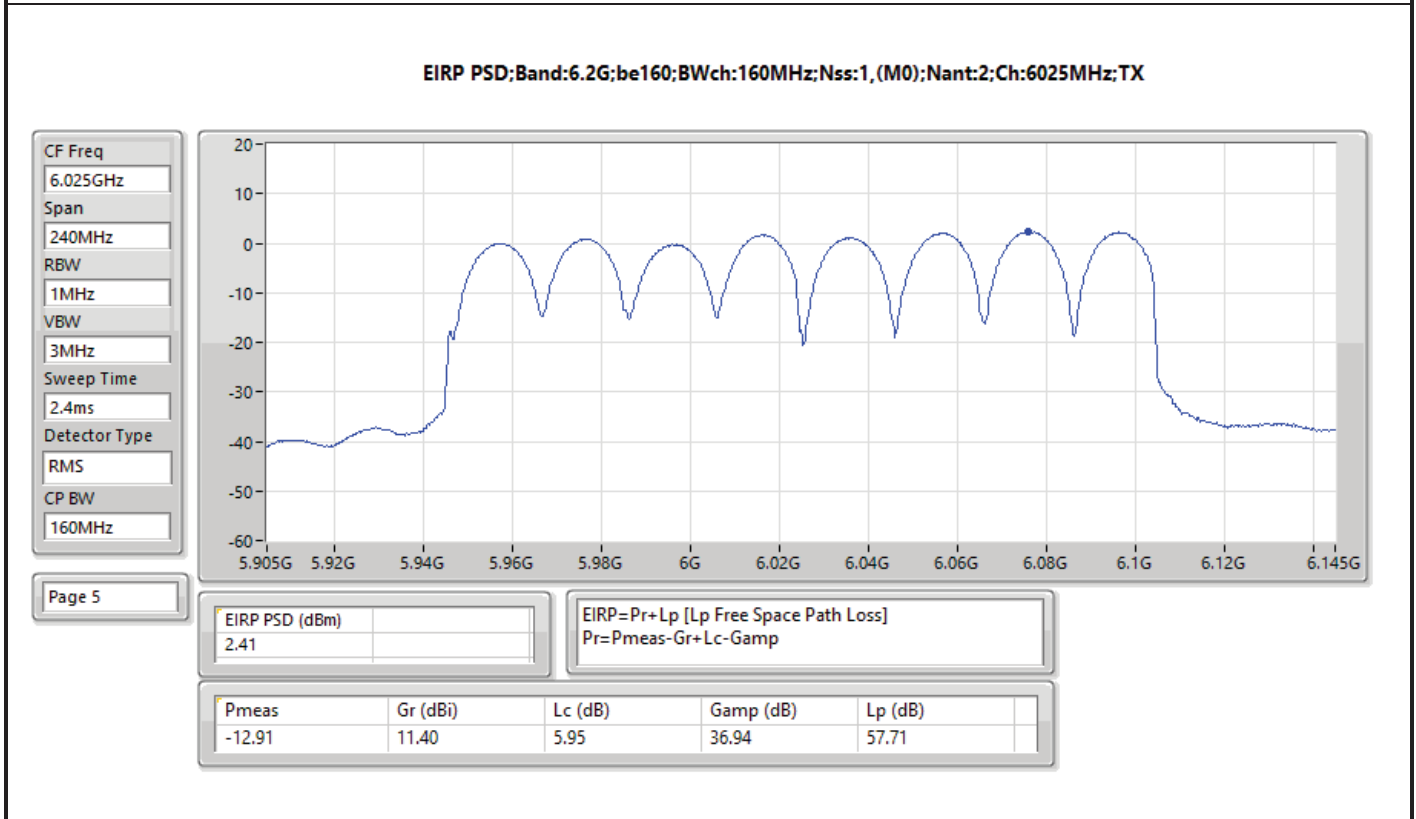
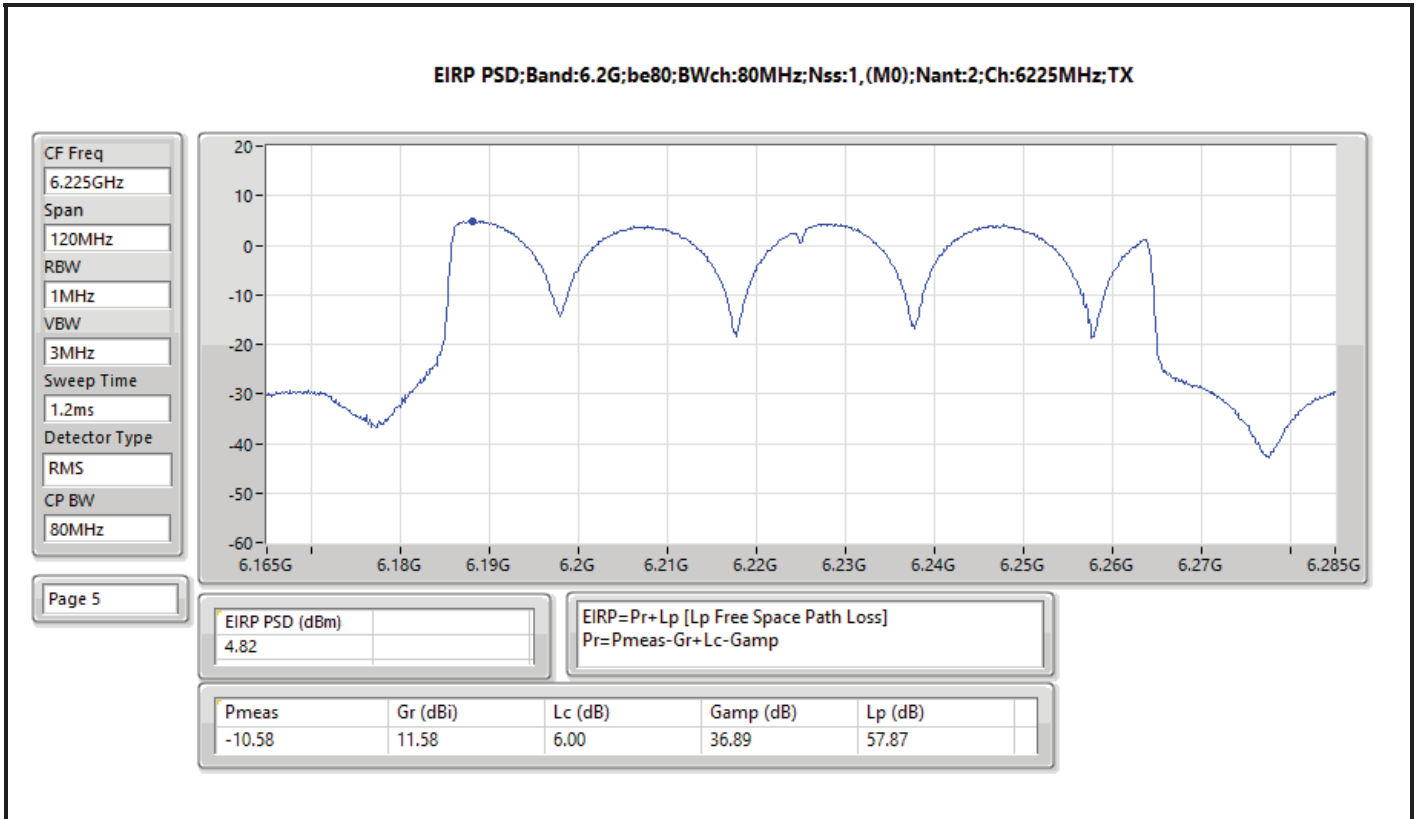


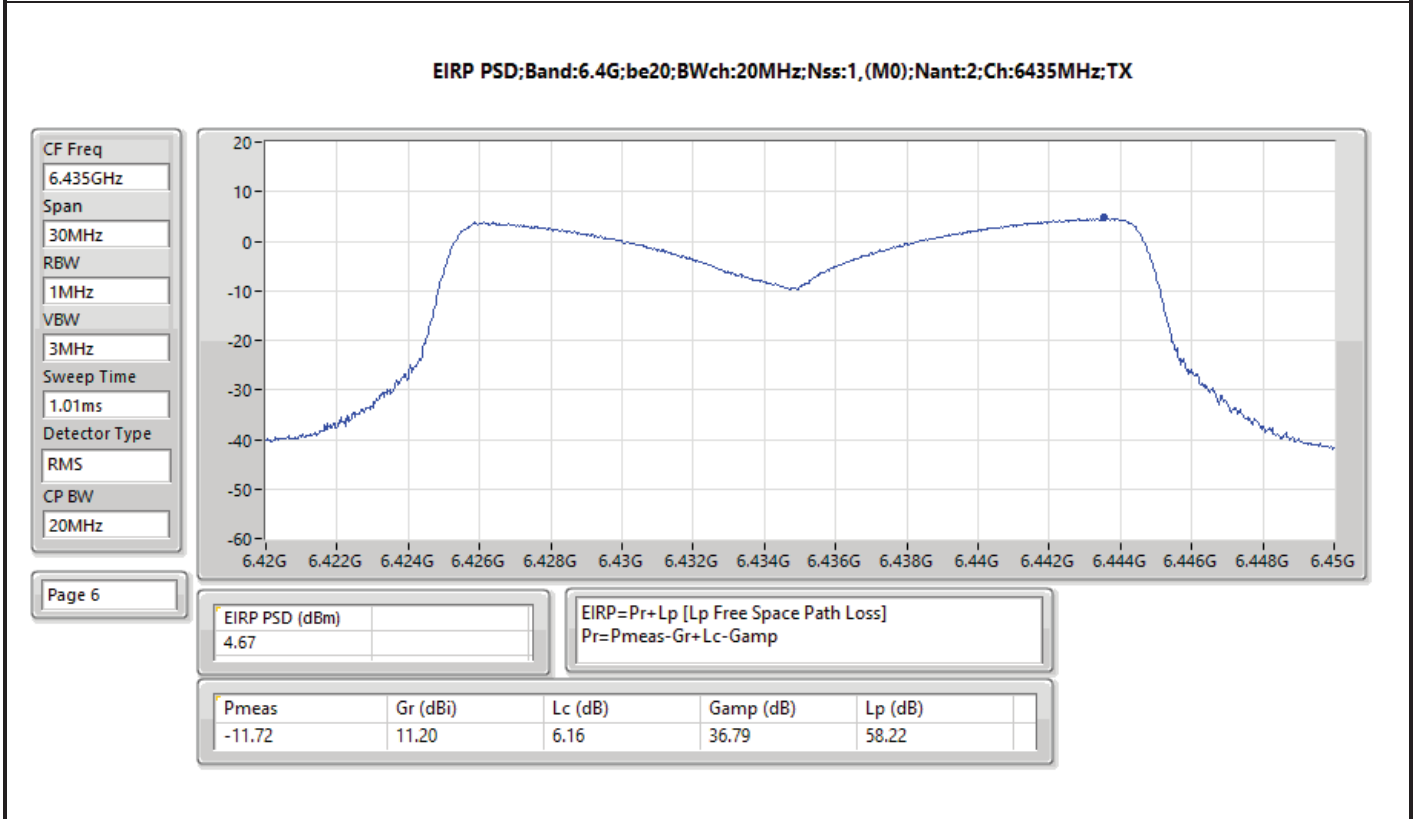
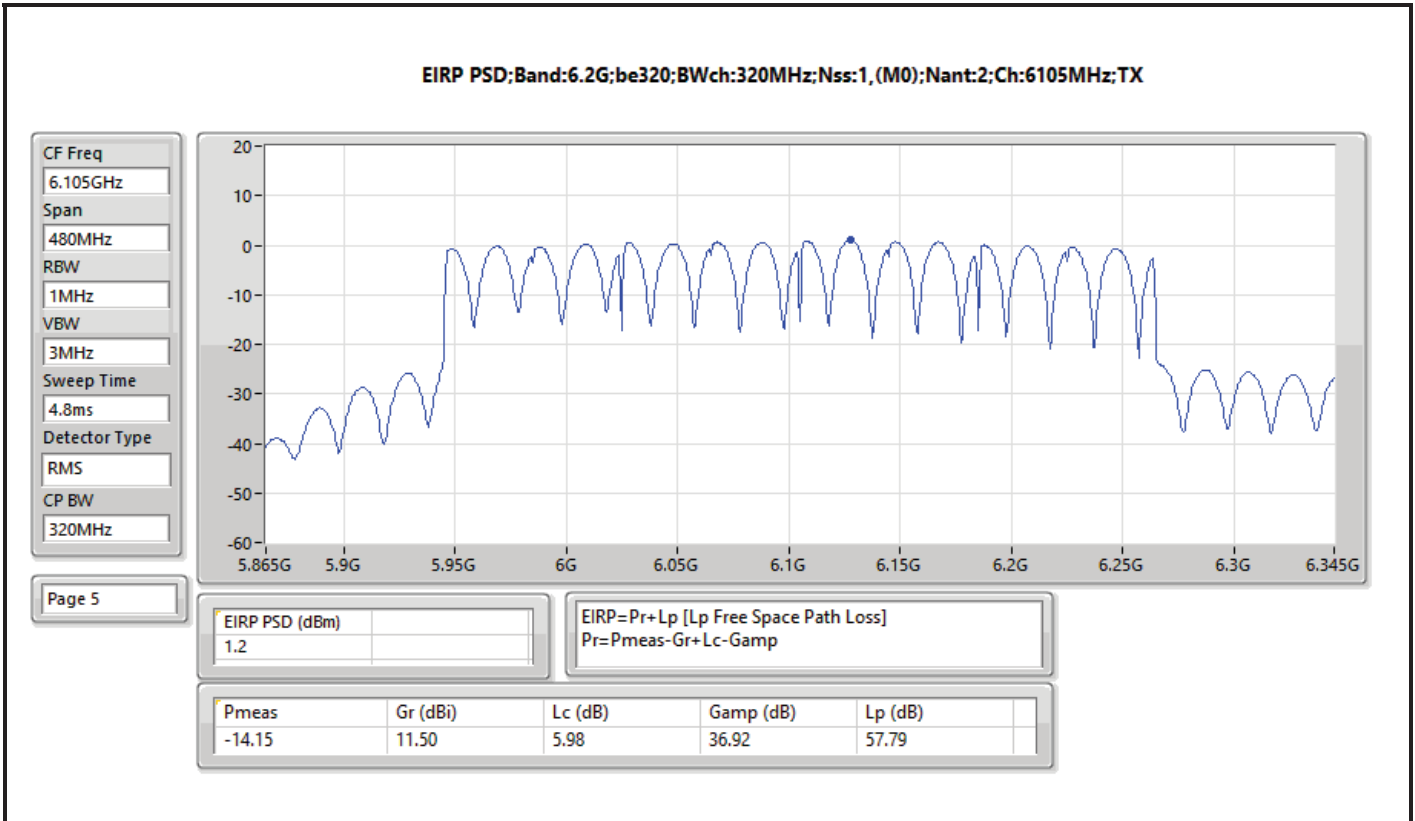
Result

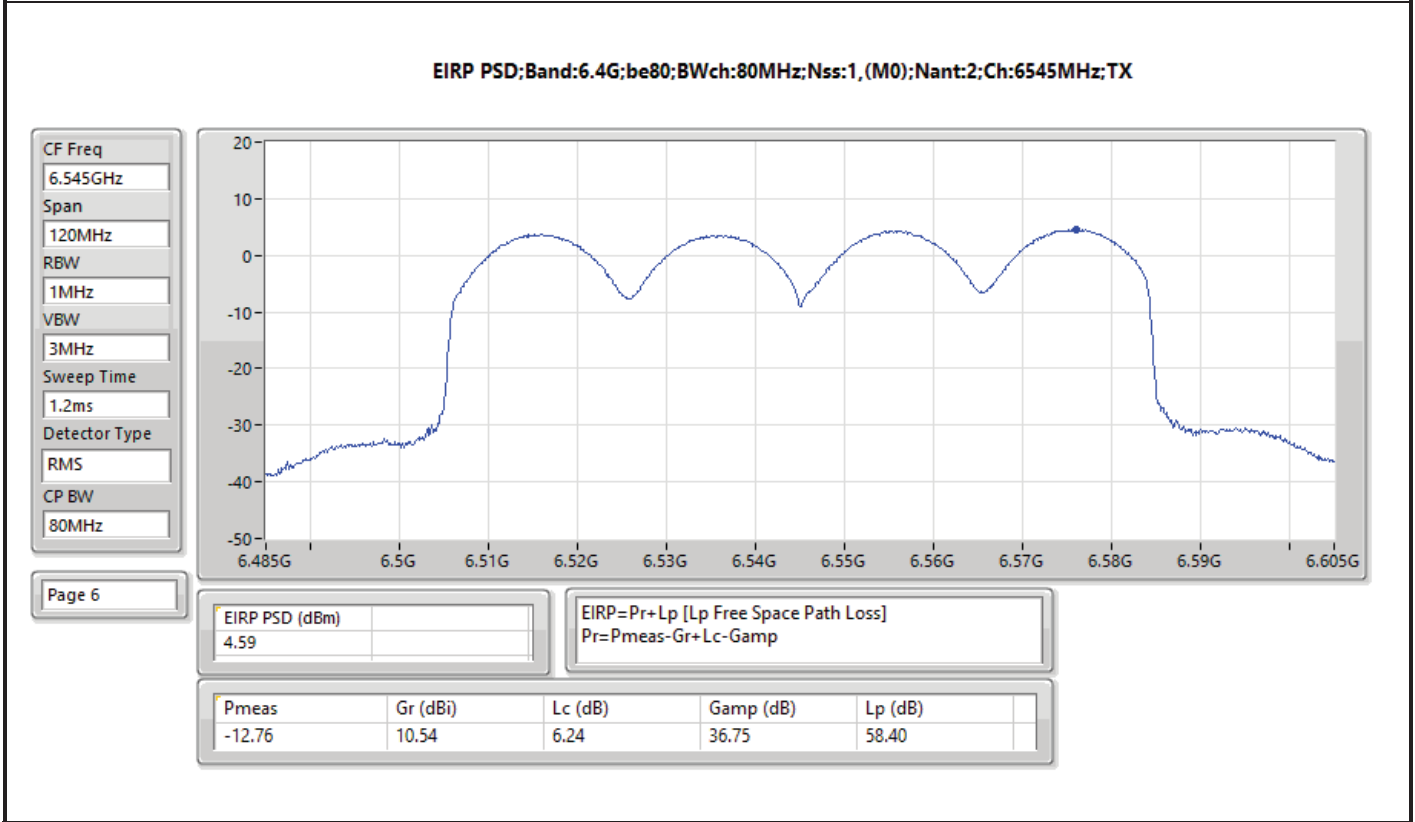
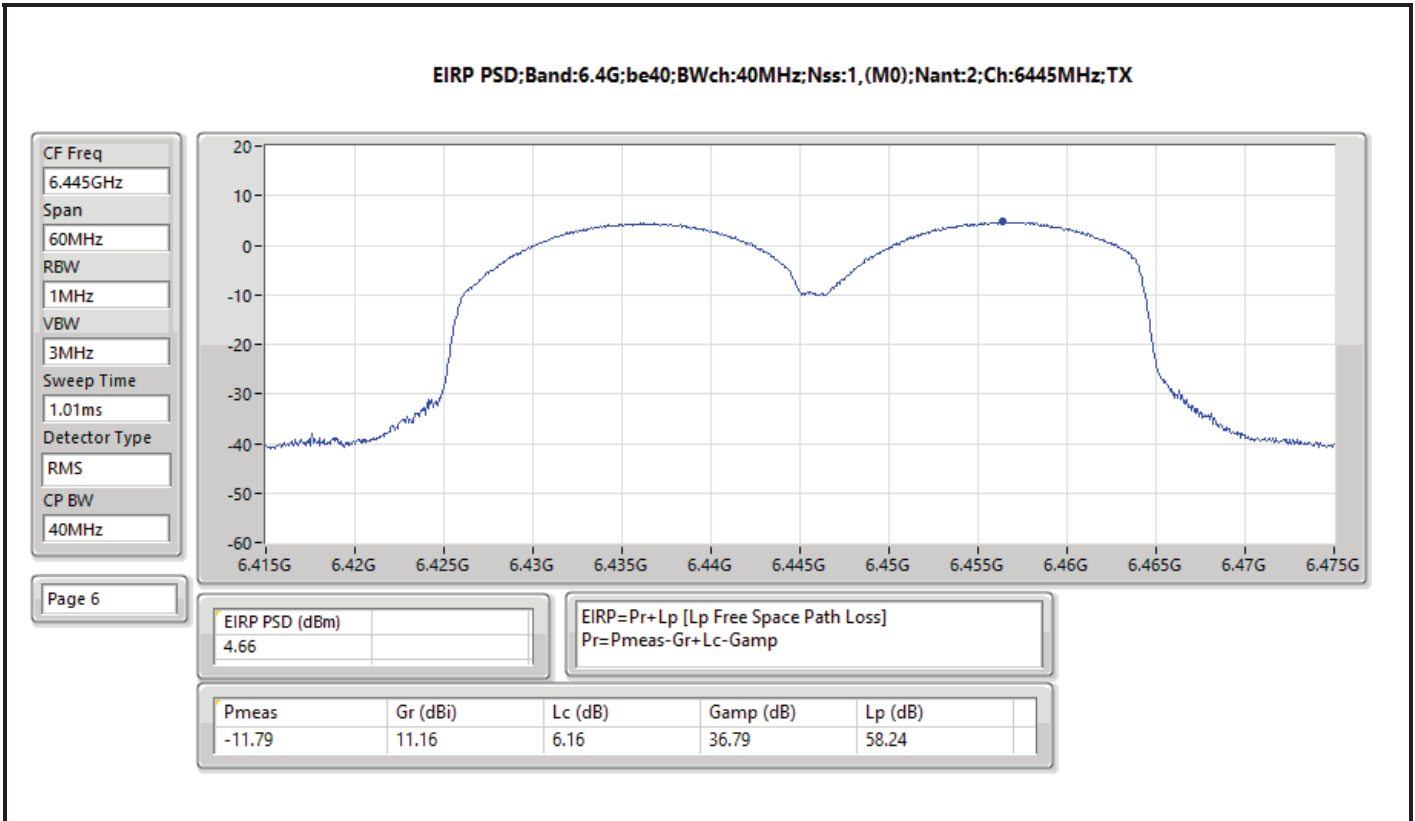
Mode	Result	EIRP PD (dBm/RBW)	EIRP PD Limit (dBm/RBW)
802.11be EHT20_Nss1,(MCS0)_2TX	-	-	-
5955MHz	Pass	4.67	5.00
6195MHz	Pass	4.65	5.00
6415MHz	Pass	4.62	5.00
6435MHz	Pass	4.67	5.00
6475MHz	Pass	4.54	5.00
6515MHz	Pass	4.65	5.00
6535MHz	Pass	4.59	5.00
6695MHz	Pass	4.84	5.00
6875MHz	Pass	4.67	5.00
6895MHz	Pass	4.84	5.00
6995MHz	Pass	4.82	5.00
7095MHz	Pass	4.90	5.00
7115MHz	Pass	0.25	5.00
802.11be EHT40_Nss1,(MCS0)_2TX	-	-	-
5965MHz	Pass	4.78	5.00
6205MHz	Pass	4.55	5.00
6405MHz	Pass	4.73	5.00
6445MHz	Pass	4.66	5.00
6485MHz	Pass	4.63	5.00
6525MHz	Pass	4.54	5.00
6565MHz	Pass	4.47	5.00
6685MHz	Pass	4.76	5.00
6885MHz	Pass	4.58	5.00
6925MHz	Pass	4.82	5.00
7005MHz	Pass	4.69	5.00
7085MHz	Pass	4.86	5.00
802.11be EHT80_Nss1,(MCS0)_2TX	-	-	-
5985MHz	Pass	4.76	5.00
6225MHz	Pass	4.82	5.00
6385MHz	Pass	4.64	5.00
6465MHz	Pass	4.57	5.00
6545MHz	Pass	4.59	5.00
6625MHz	Pass	4.66	5.00
6705MHz	Pass	4.97	5.00
6785MHz	Pass	4.50	5.00
6865MHz	Pass	4.61	5.00
6945MHz	Pass	4.83	5.00
7025MHz	Pass	4.66	5.00
802.11be EHT160_Nss1,(MCS0)_2TX	-	-	-
6025MHz	Pass	2.41	5.00
6185MHz	Pass	1.11	5.00
6345MHz	Pass	-1.61	5.00
6505MHz	Pass	-0.54	5.00
6665MHz	Pass	0.53	5.00
6825MHz	Pass	0.96	5.00
6985MHz	Pass	1.72	5.00
802.11be EHT320_Nss1,(MCS0)_2TX	-	-	-
6105MHz	Pass	1.20	5.00
6585MHz	Pass	-0.22	5.00
6745MHz	Pass	0.43	5.00
6905MHz	Pass	0.25	5.00

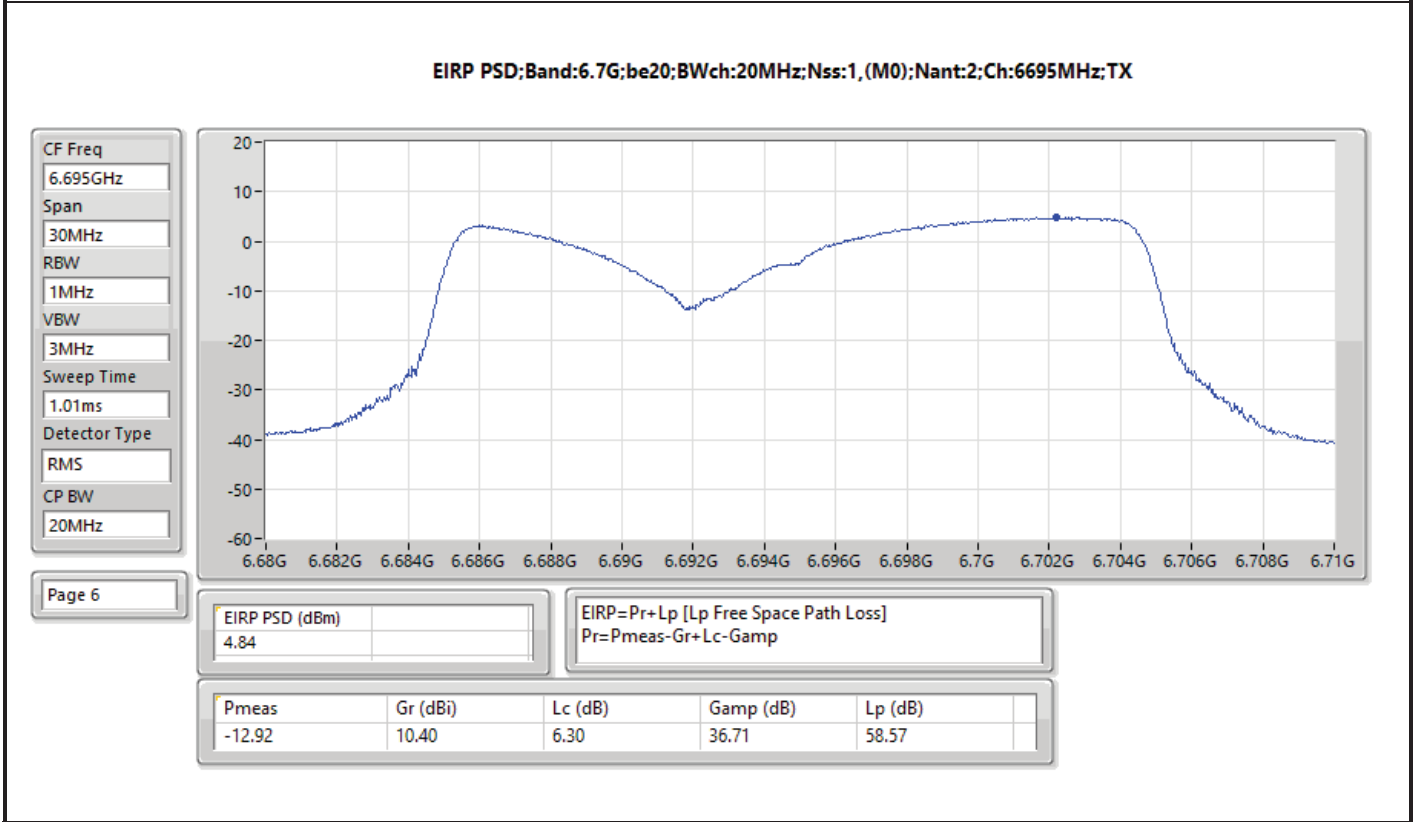
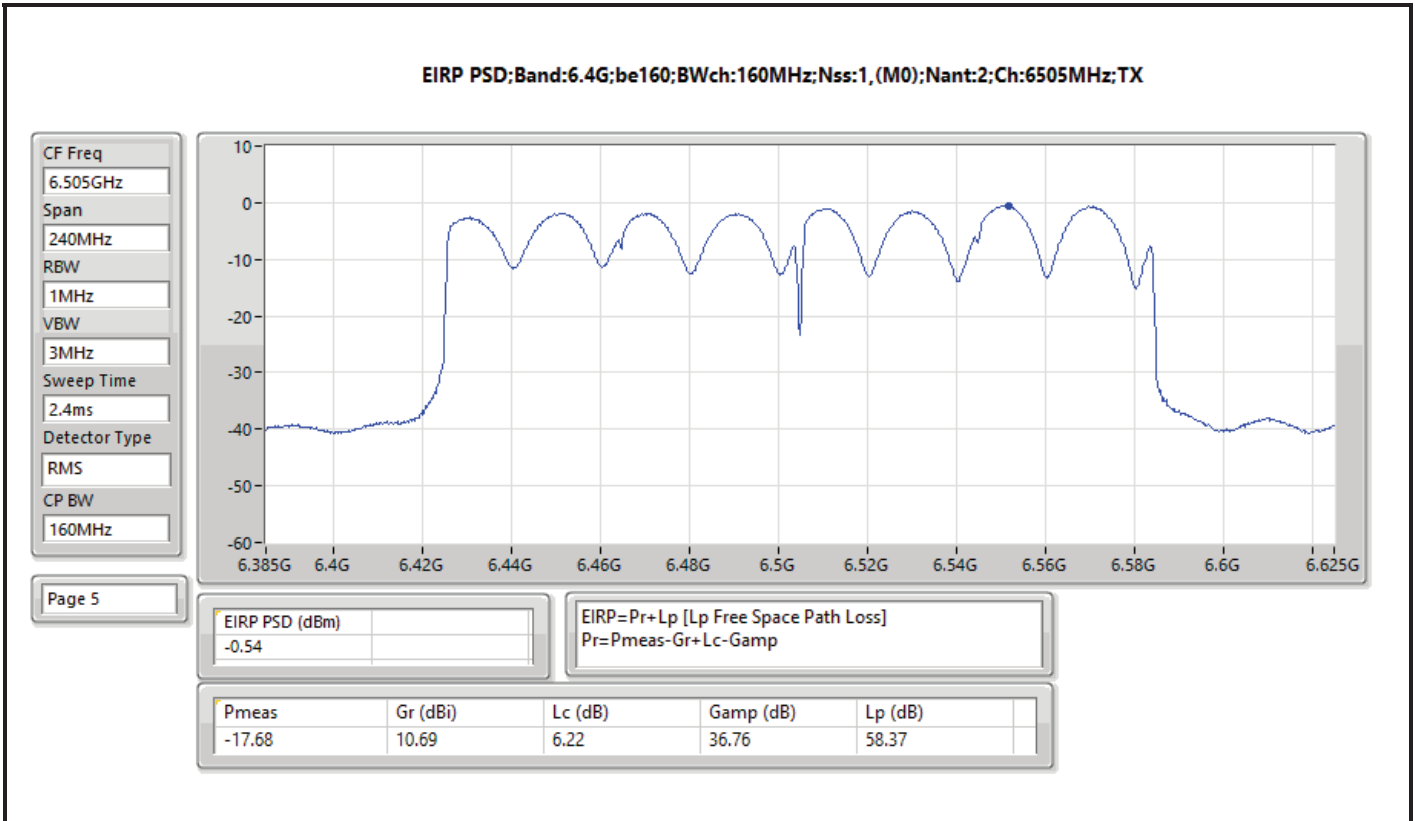
DG = Directional Gain; RBW = 500kHz for 5.725-5.85GHz band / 1MHz for other band;
 PD = Trace bin-by-bin of each transmits port summing can be performed maximum power density; Port X = Port X Power Density;
 Inf = There's no restriction for the limit.

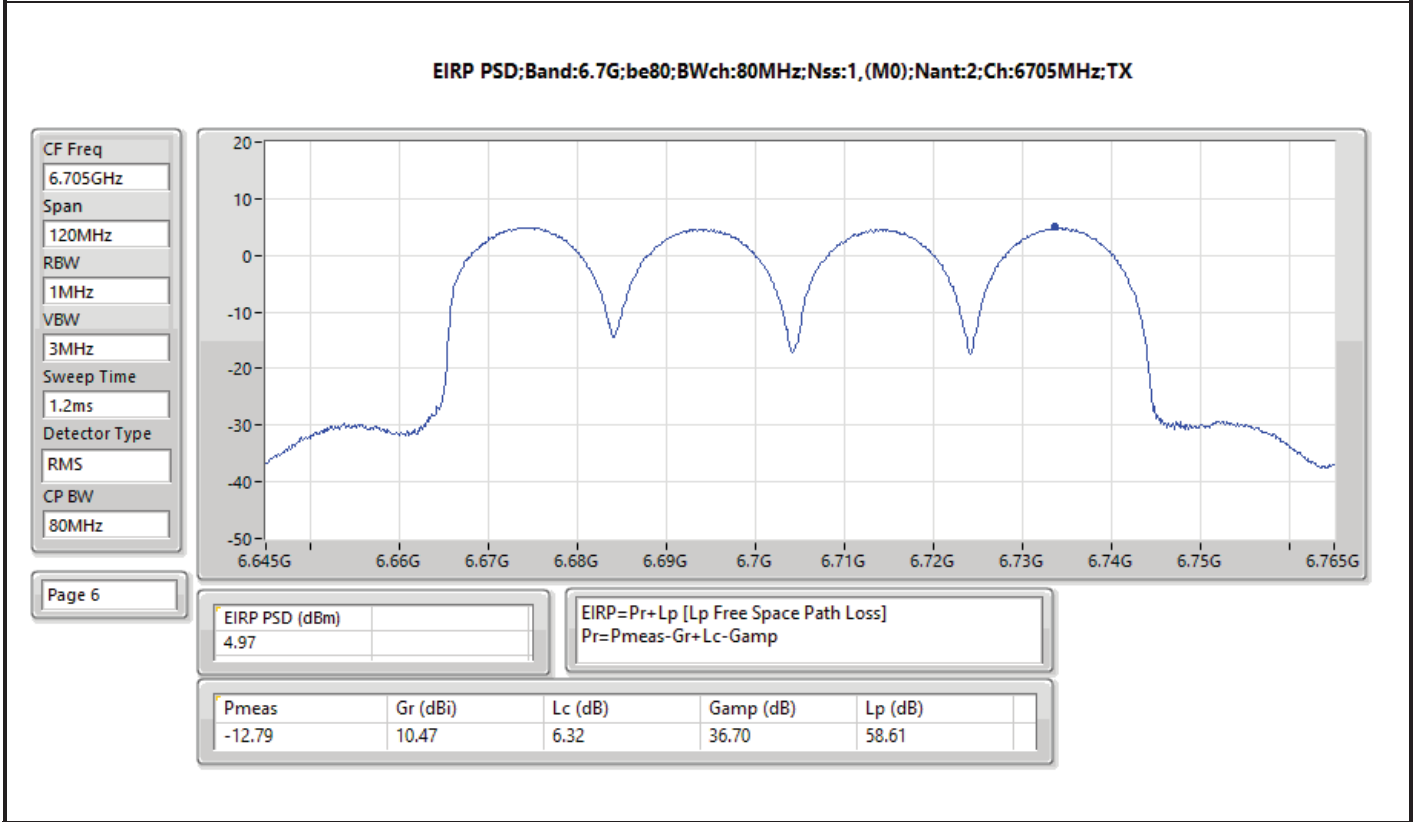
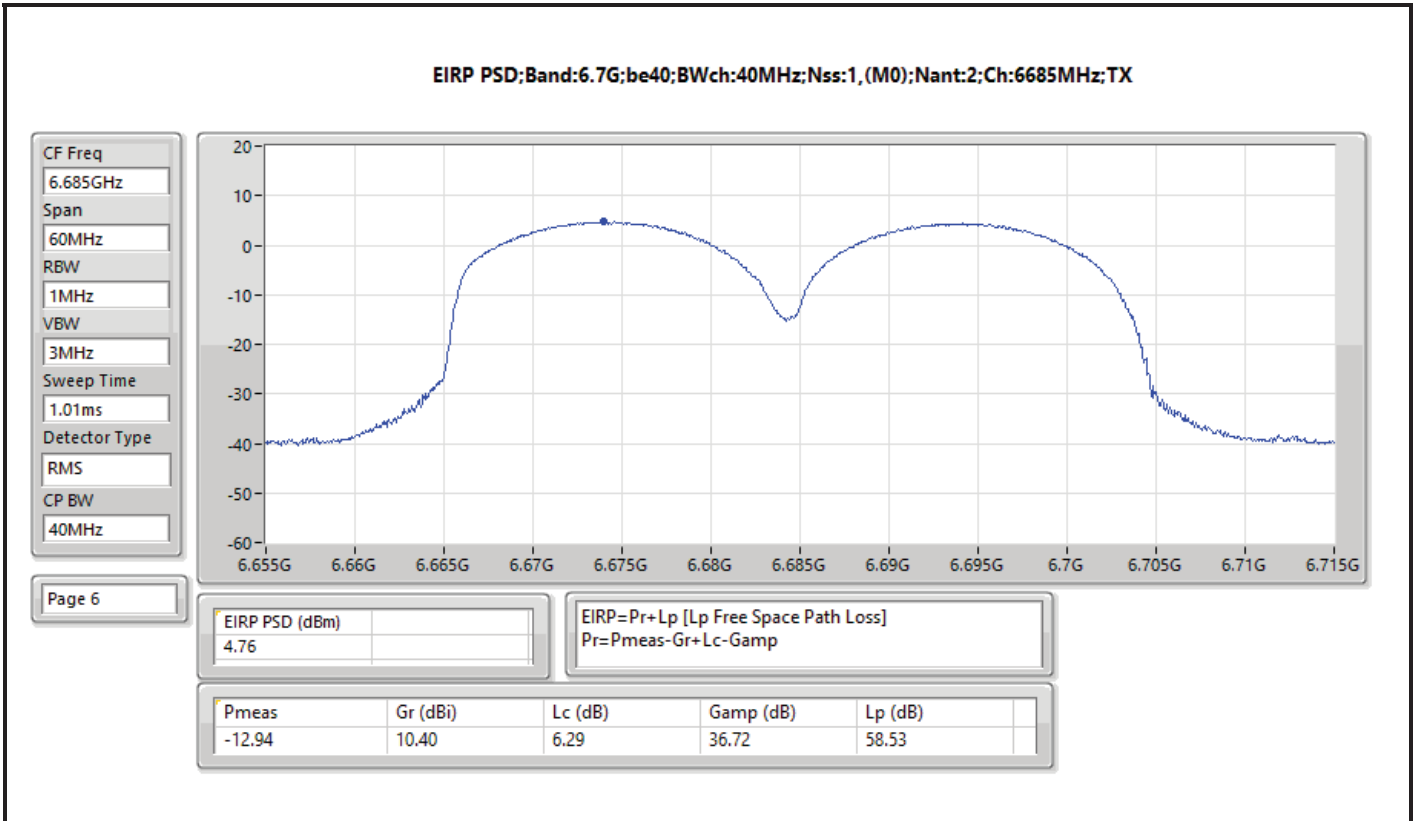


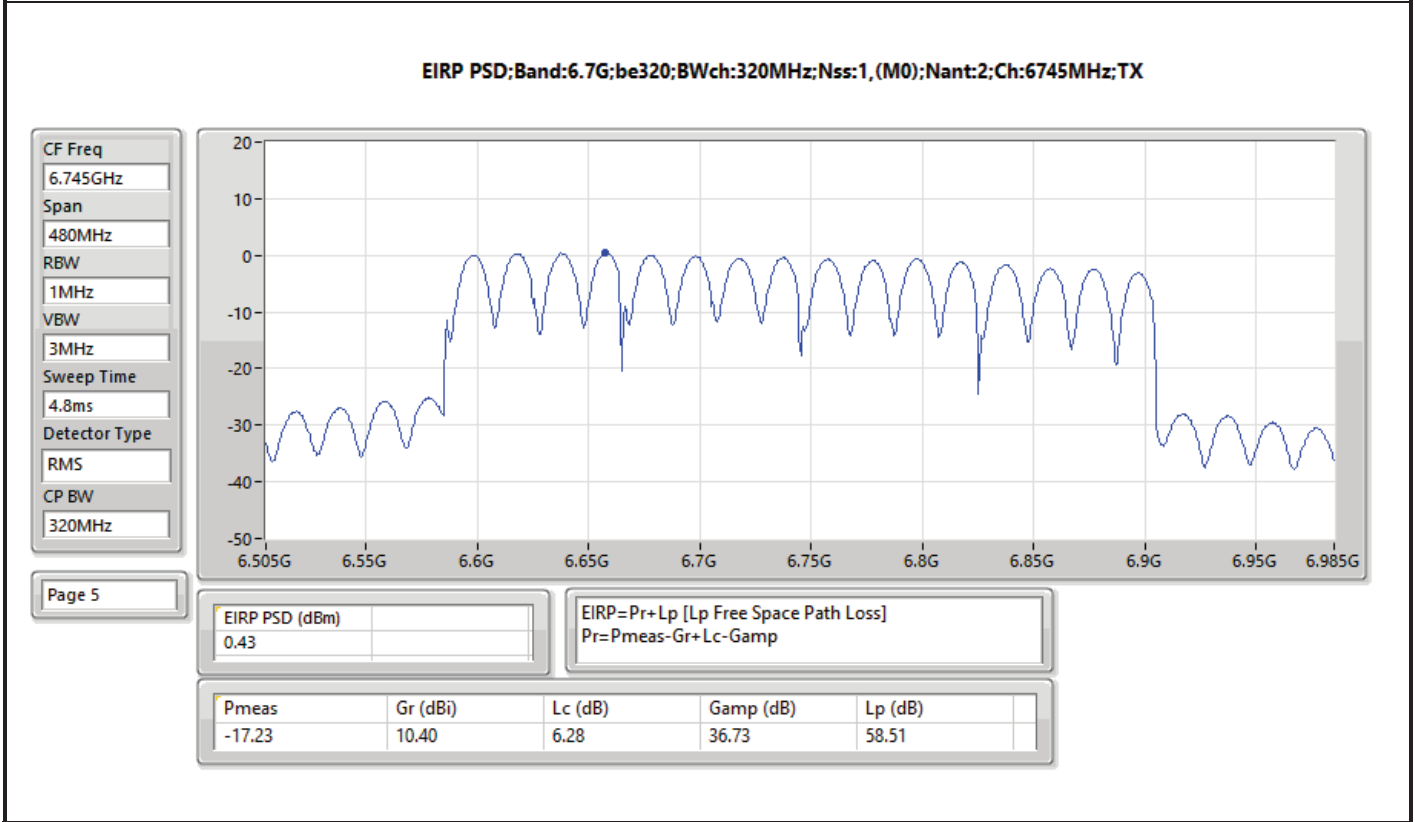
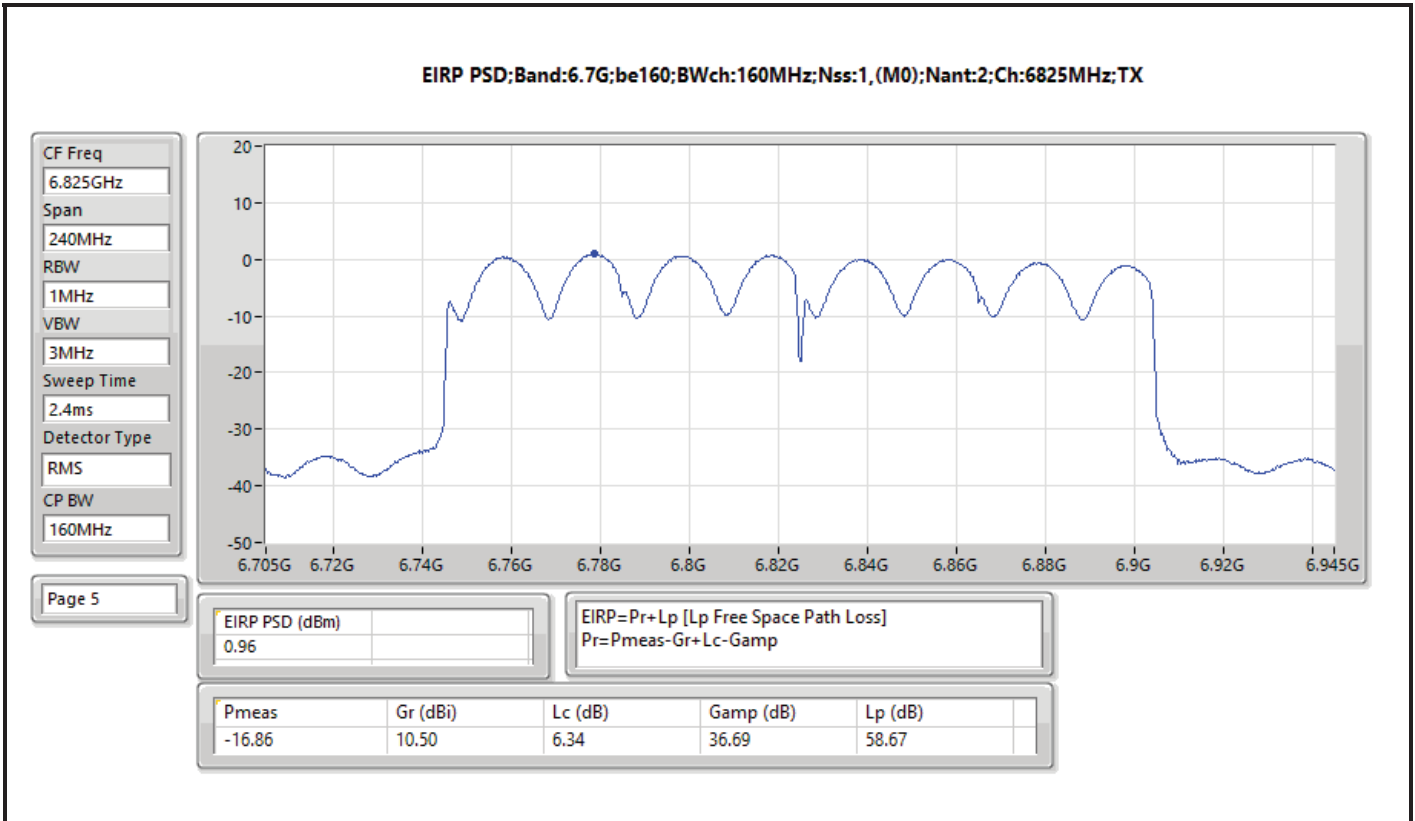


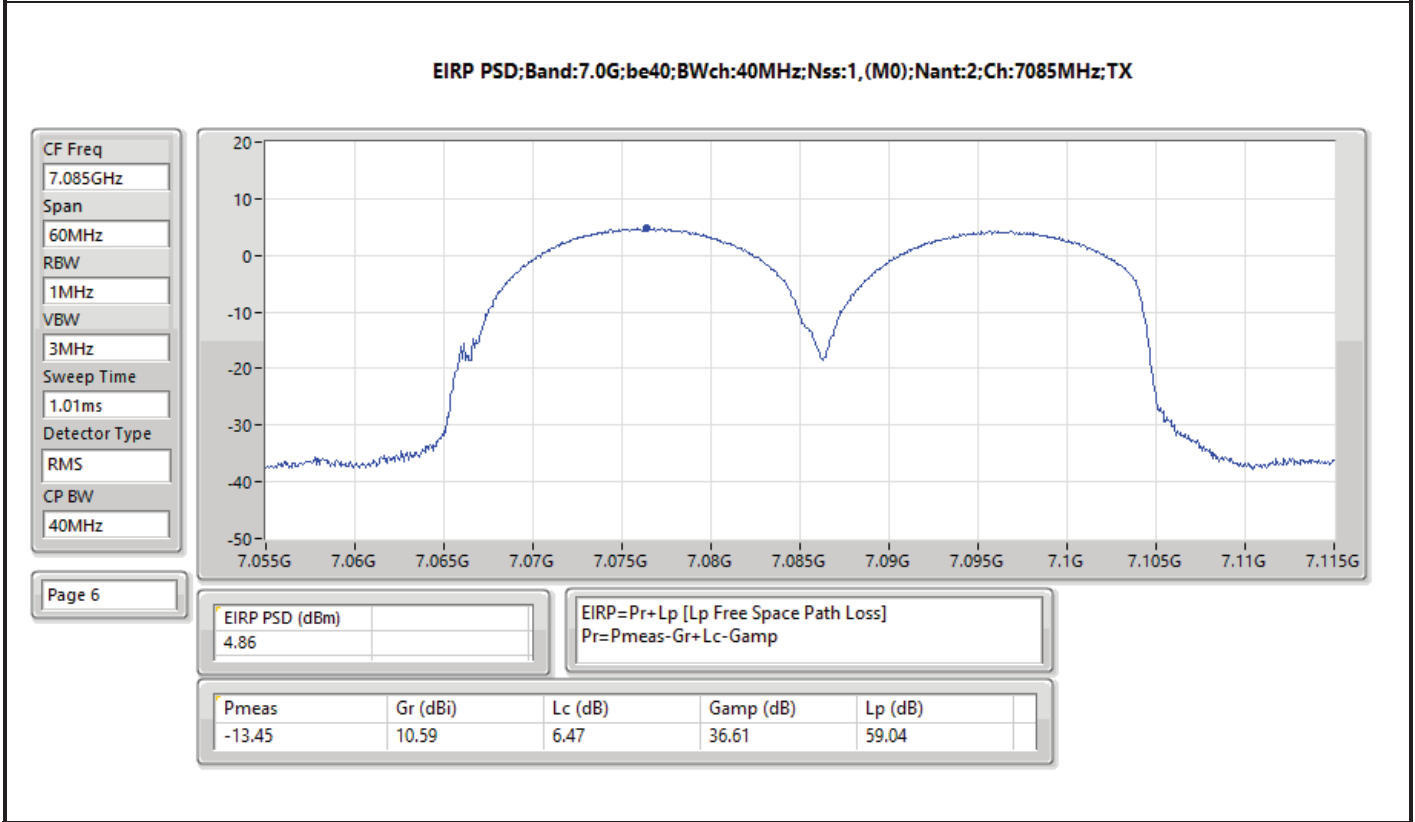
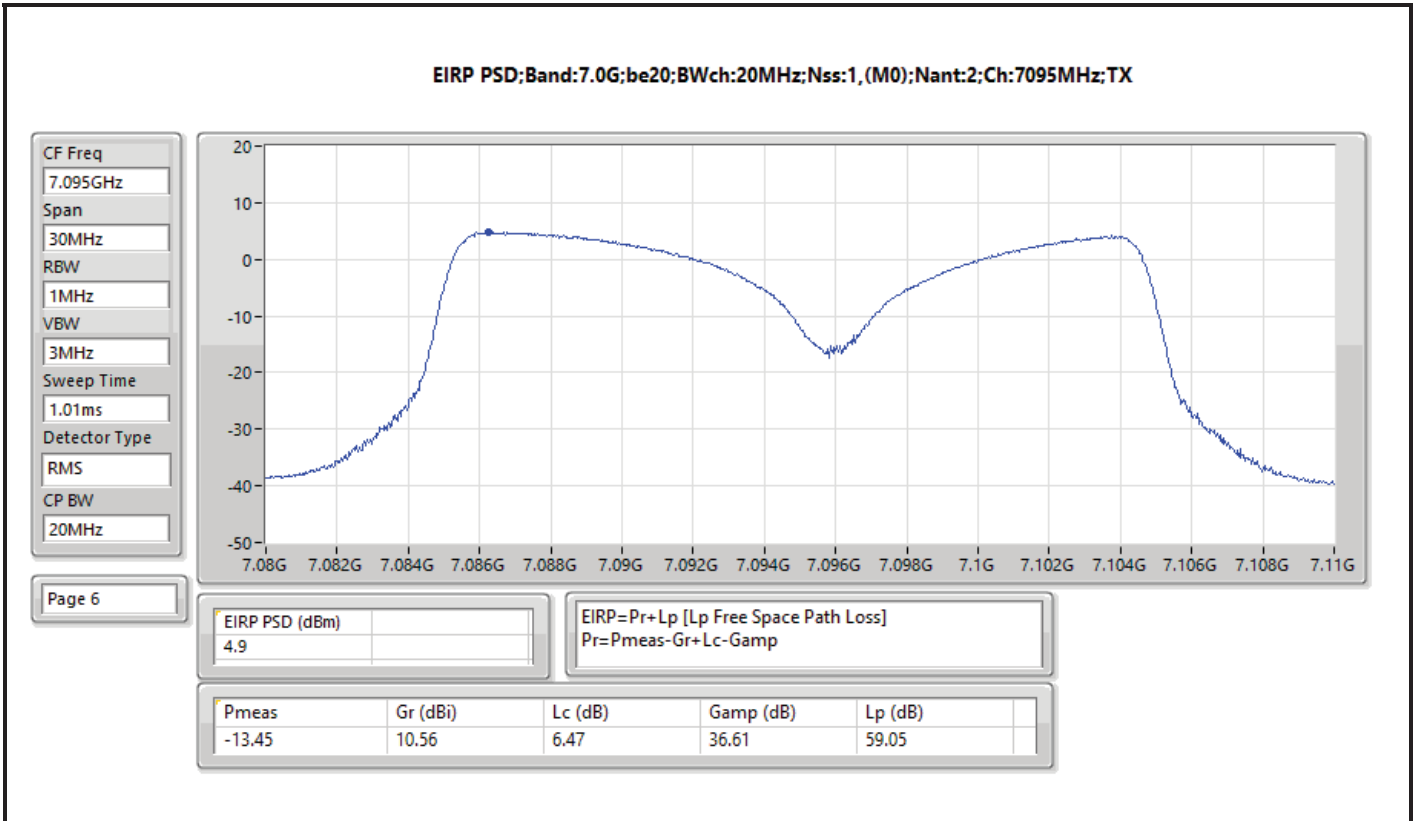


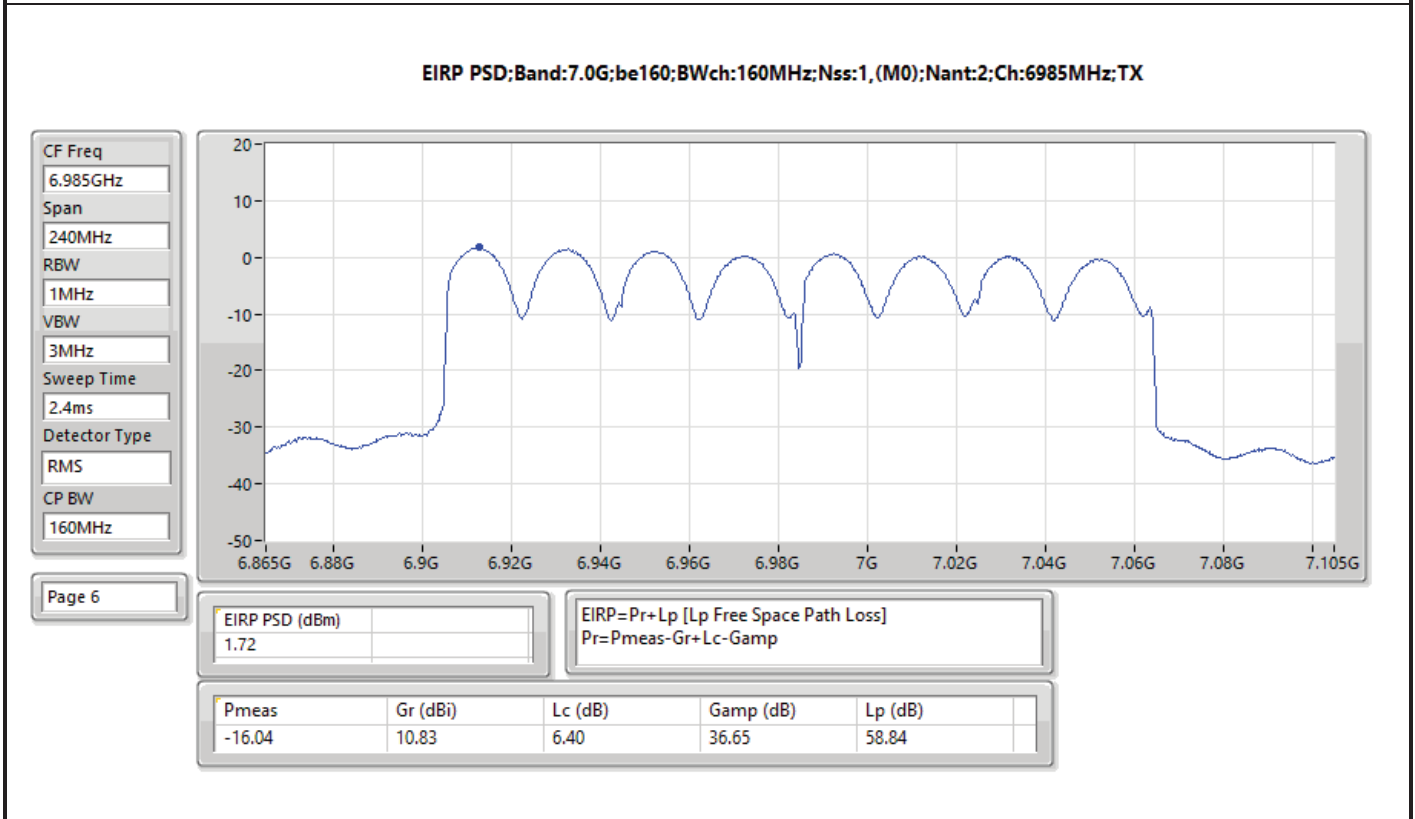
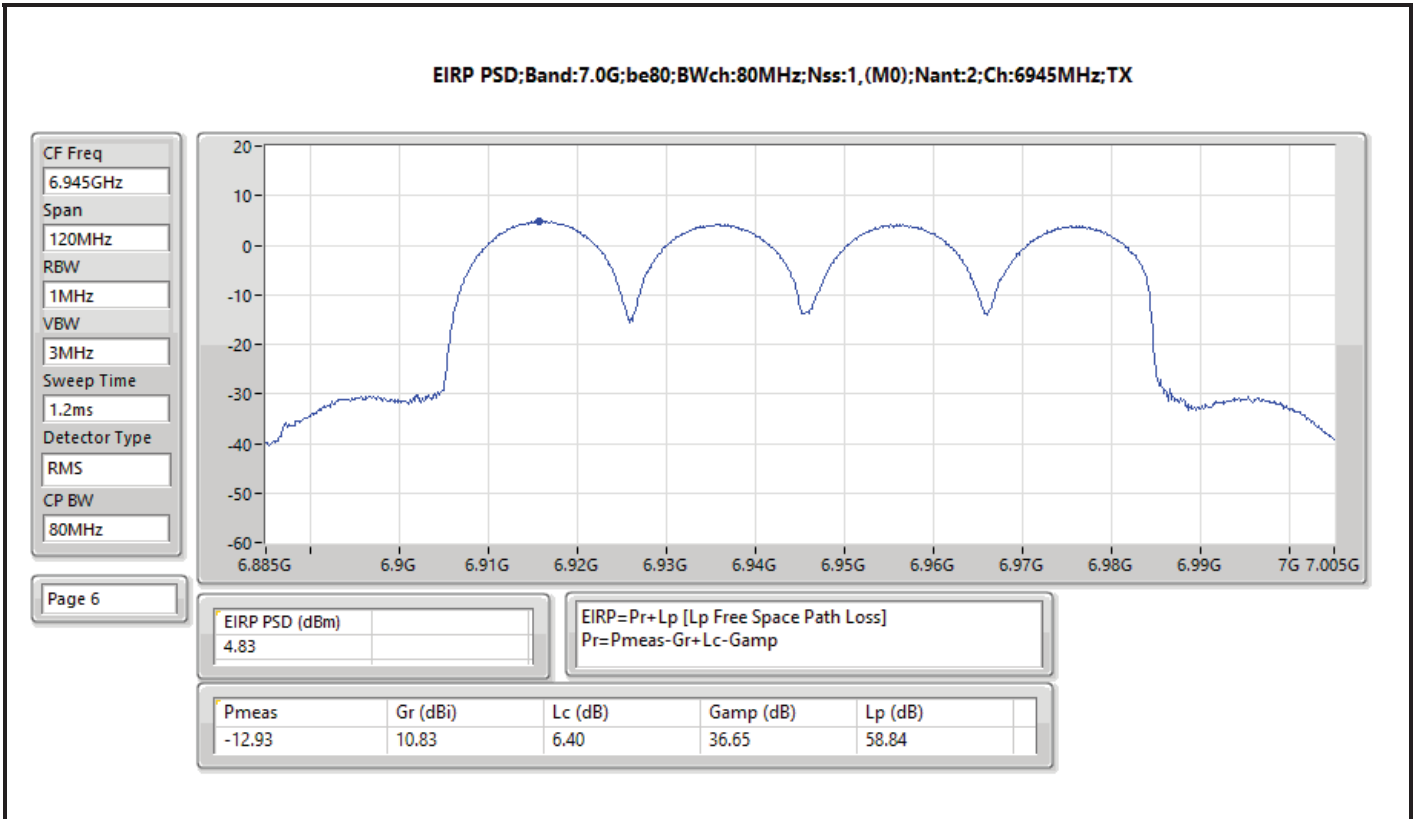














Summary

Mode	EIRP PD (dBm/RBW)
5.925-6.425GHz	-
802.11be EHT20-BF_Nss1,(MCS0)_2TX	4.65
802.11be EHT40-BF_Nss1,(MCS0)_2TX	4.57
802.11be EHT80-BF_Nss1,(MCS0)_2TX	1.58
802.11be EHT160-BF_Nss1,(MCS0)_2TX	-0.87
802.11be EHT320-BF_Nss1,(MCS0)_2TX	-5.88
6.425-6.525GHz	-
802.11be EHT20-BF_Nss1,(MCS0)_2TX	4.71
802.11be EHT40-BF_Nss1,(MCS0)_2TX	4.89
802.11be EHT80-BF_Nss1,(MCS0)_2TX	1.10
802.11be EHT160-BF_Nss1,(MCS0)_2TX	-3.74
6.525-6.875GHz	-
802.11be EHT20-BF_Nss1,(MCS0)_2TX	4.85
802.11be EHT40-BF_Nss1,(MCS0)_2TX	4.67
802.11be EHT80-BF_Nss1,(MCS0)_2TX	1.60
802.11be EHT160-BF_Nss1,(MCS0)_2TX	-3.05
802.11be EHT320-BF_Nss1,(MCS0)_2TX	-2.45
6.875-7.125GHz	-
802.11be EHT20-BF_Nss1,(MCS0)_2TX	4.80
802.11be EHT40-BF_Nss1,(MCS0)_2TX	4.41
802.11be EHT80-BF_Nss1,(MCS0)_2TX	0.51
802.11be EHT160-BF_Nss1,(MCS0)_2TX	-1.36

RBW = 500kHz for 5.725-5.85GHz band / 1MHz for other band;

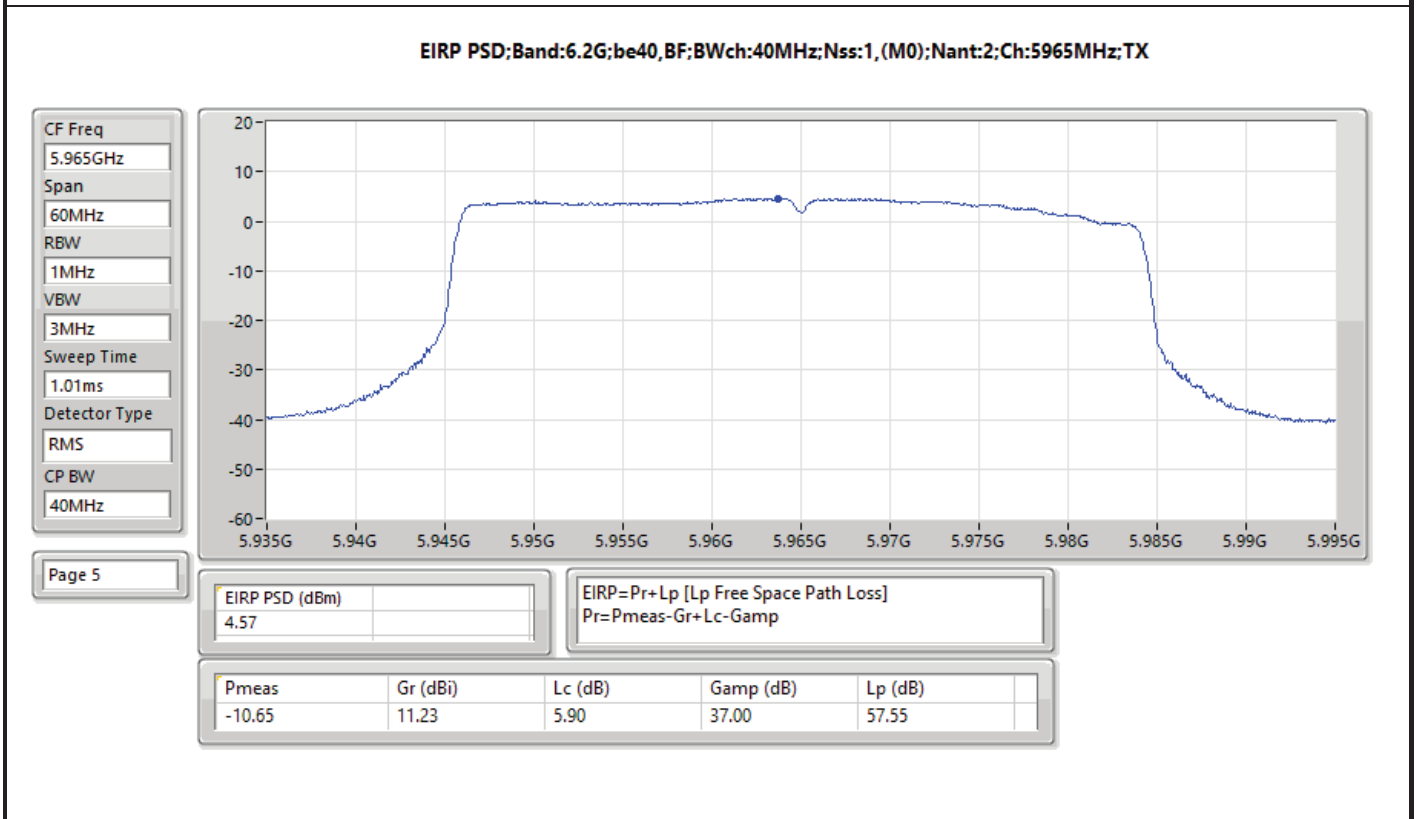
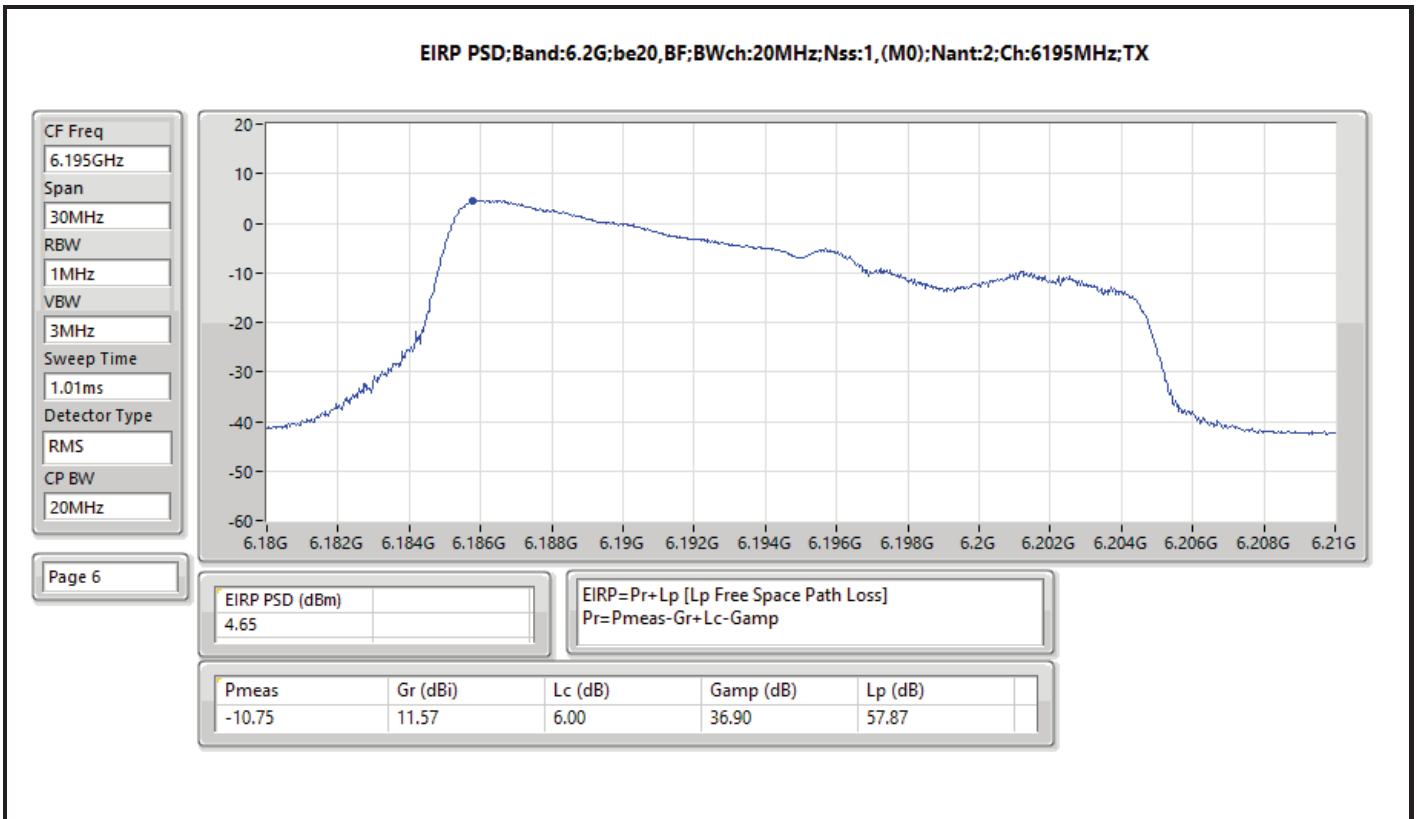


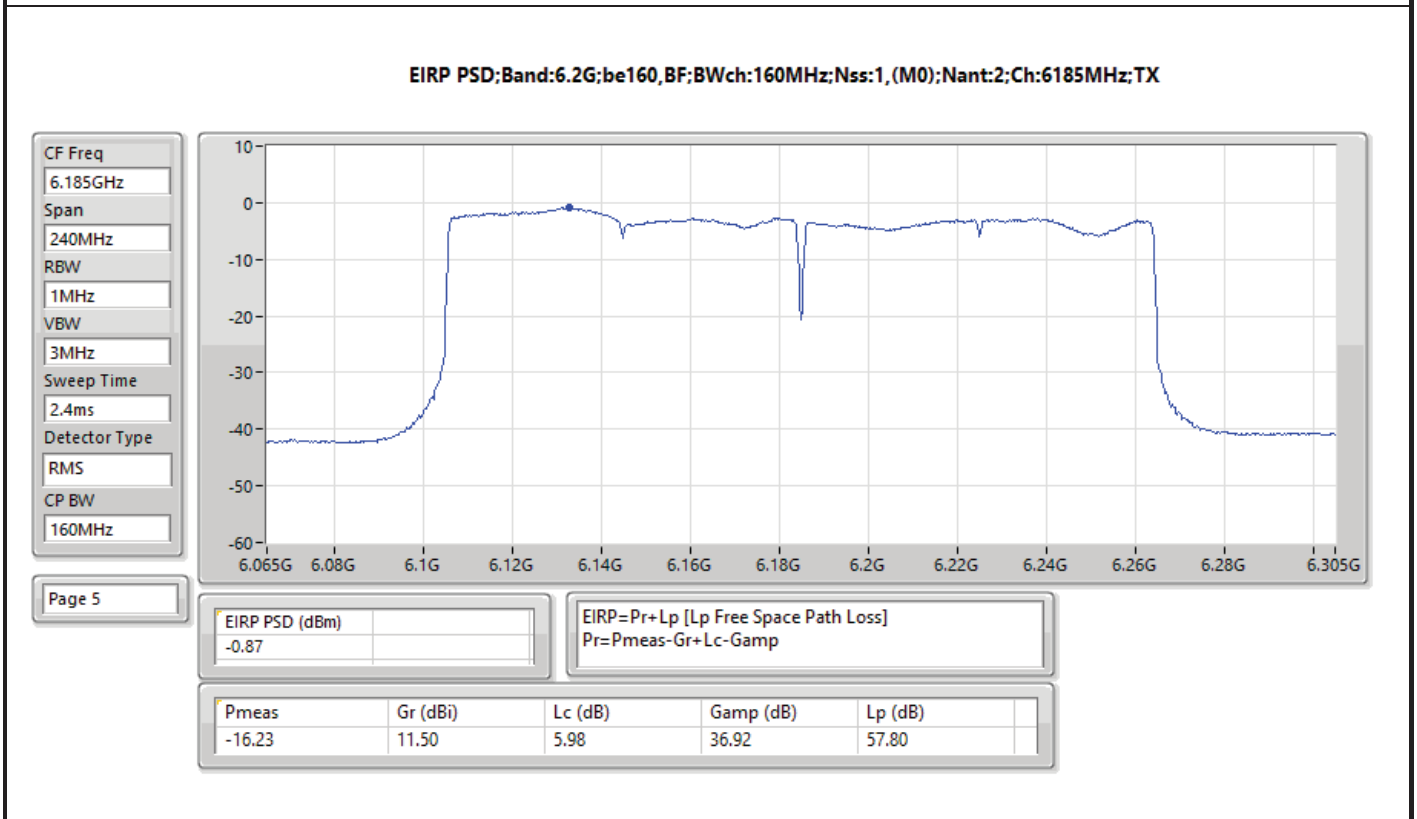
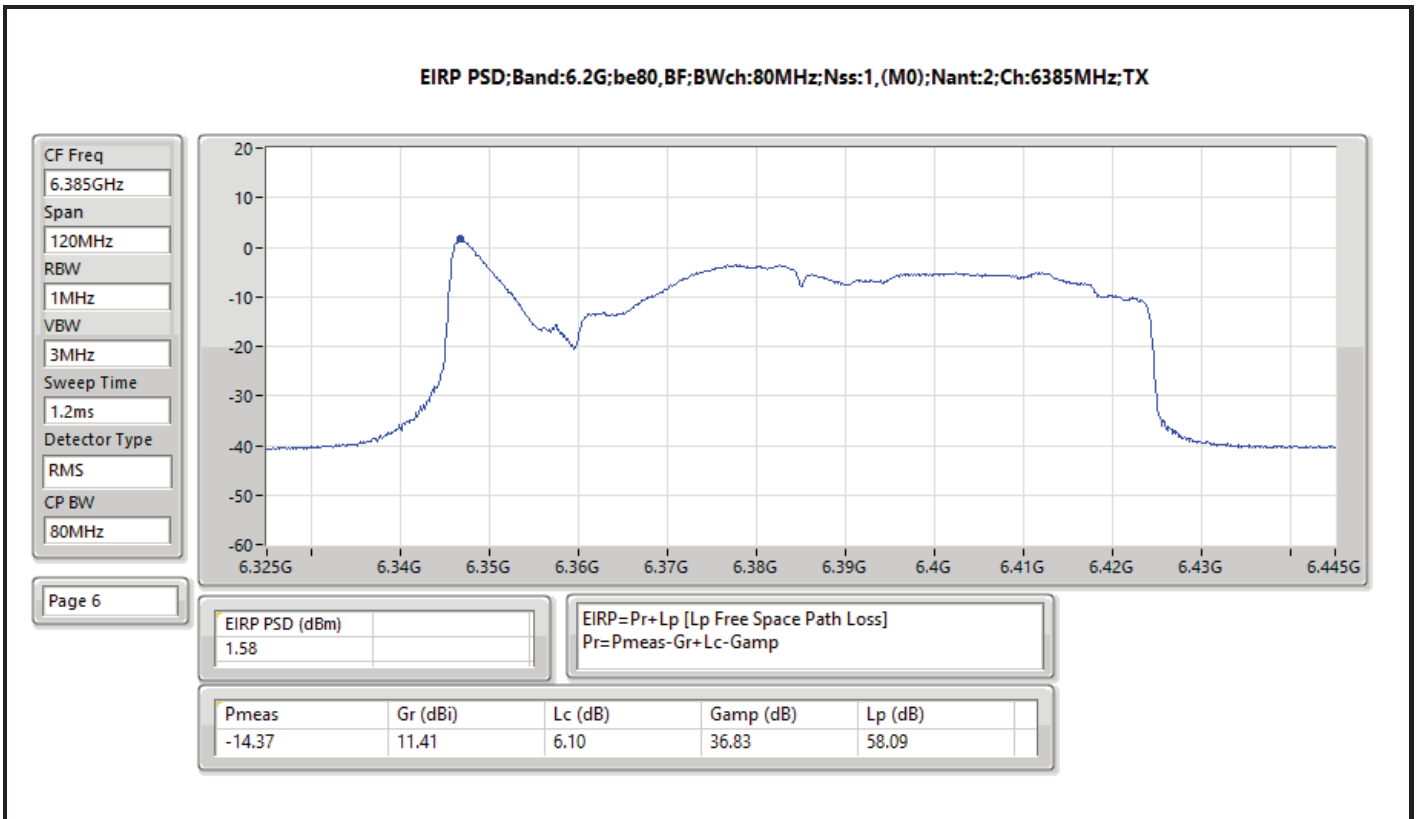
Result

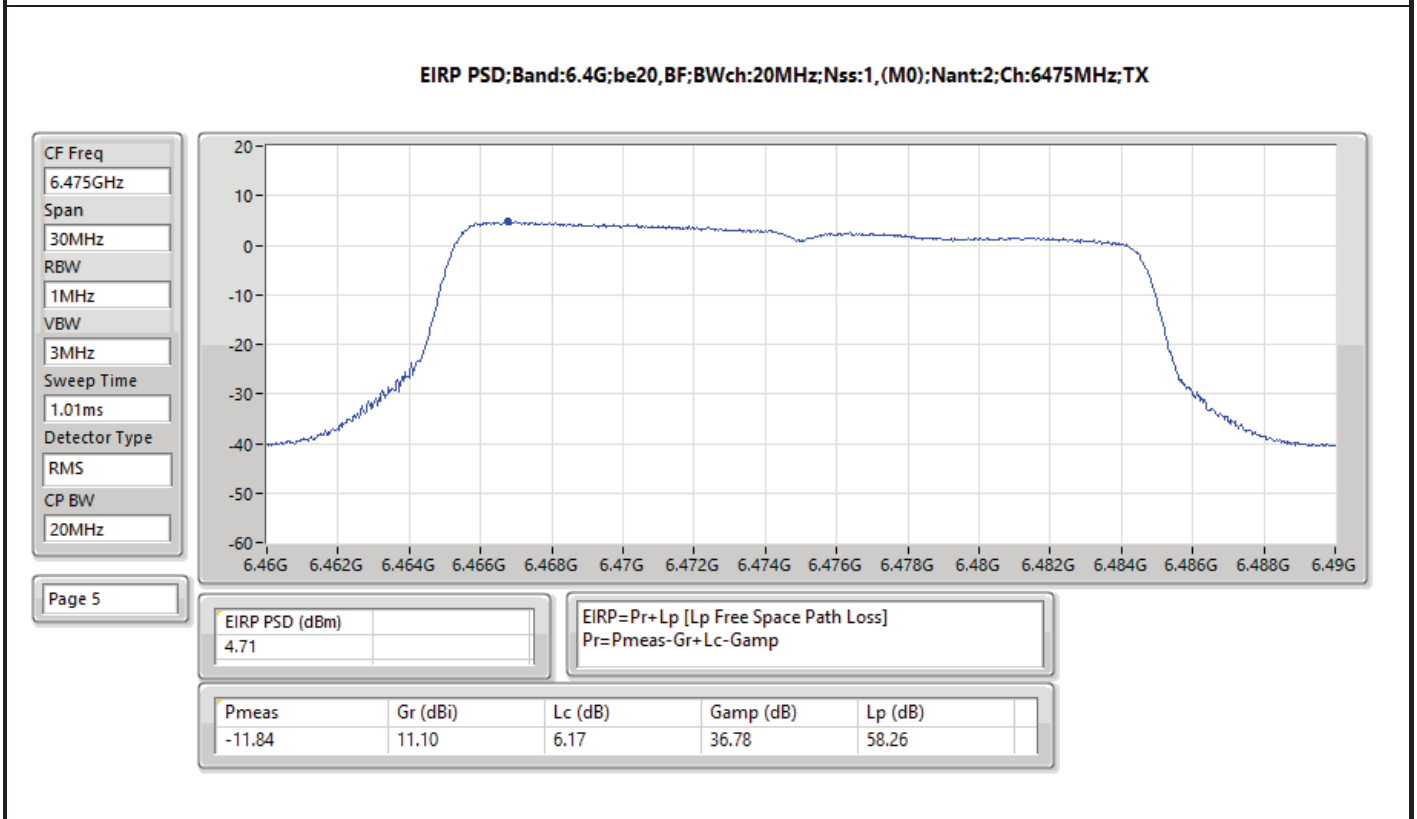
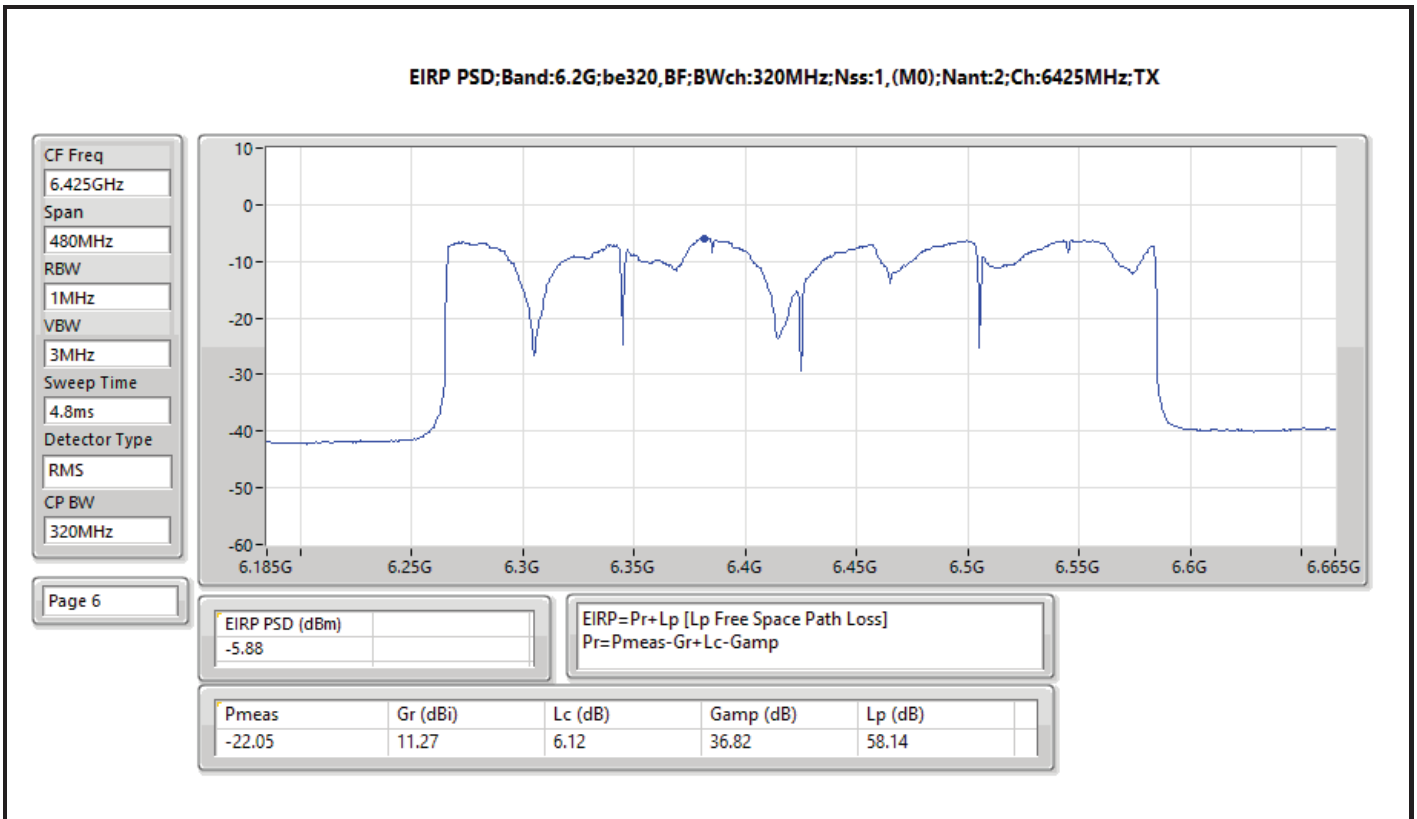
Mode	Result	EIRP PD (dBm/RBW)	EIRP PD Limit (dBm/RBW)
802.11be EHT20-BF_Nss1,(MCS0)_2TX	-	-	-
5955MHz	Pass	4.42	5.00
6195MHz	Pass	4.65	5.00
6415MHz	Pass	4.49	5.00
6435MHz	Pass	4.60	5.00
6475MHz	Pass	4.71	5.00
6515MHz	Pass	4.46	5.00
6535MHz	Pass	4.83	5.00
6695MHz	Pass	4.85	5.00
6875MHz	Pass	4.50	5.00
6895MHz	Pass	4.13	5.00
6995MHz	Pass	4.80	5.00
7095MHz	Pass	4.06	5.00
7115MHz	Pass	-0.54	5.00
802.11be EHT40-BF_Nss1,(MCS0)_2TX	-	-	-
5965MHz	Pass	4.57	5.00
6205MHz	Pass	4.26	5.00
6405MHz	Pass	4.52	5.00
6445MHz	Pass	4.48	5.00
6485MHz	Pass	4.89	5.00
6525MHz	Pass	4.63	5.00
6565MHz	Pass	4.12	5.00
6685MHz	Pass	4.67	5.00
6885MHz	Pass	4.48	5.00
6925MHz	Pass	4.41	5.00
7005MHz	Pass	4.28	5.00
7085MHz	Pass	3.89	5.00
802.11be EHT80-BF_Nss1,(MCS0)_2TX	-	-	-
5985MHz	Pass	0.06	5.00
6225MHz	Pass	-0.17	5.00
6385MHz	Pass	1.58	5.00
6465MHz	Pass	0.02	5.00
6545MHz	Pass	1.10	5.00
6625MHz	Pass	-0.14	5.00
6705MHz	Pass	0.73	5.00
6785MHz	Pass	1.60	5.00
6865MHz	Pass	1.37	5.00
6945MHz	Pass	-2.25	5.00
7025MHz	Pass	0.51	5.00
802.11be EHT160-BF_Nss1,(MCS0)_2TX	-	-	-
6025MHz	Pass	-3.82	5.00
6185MHz	Pass	-0.87	5.00
6345MHz	Pass	-3.46	5.00
6505MHz	Pass	-3.74	5.00
6665MHz	Pass	-3.18	5.00
6825MHz	Pass	-3.05	5.00
6985MHz	Pass	-1.36	5.00
802.11be EHT320-BF_Nss1,(MCS0)_2TX	-	-	-
6105MHz	Pass	-6.55	5.00
6265MHz	Pass	-9.54	5.00
6425MHz	Pass	-5.88	5.00
6585MHz	Pass	-6.63	5.00
6745MHz	Pass	-4.80	5.00
6905MHz	Pass	-2.45	5.00

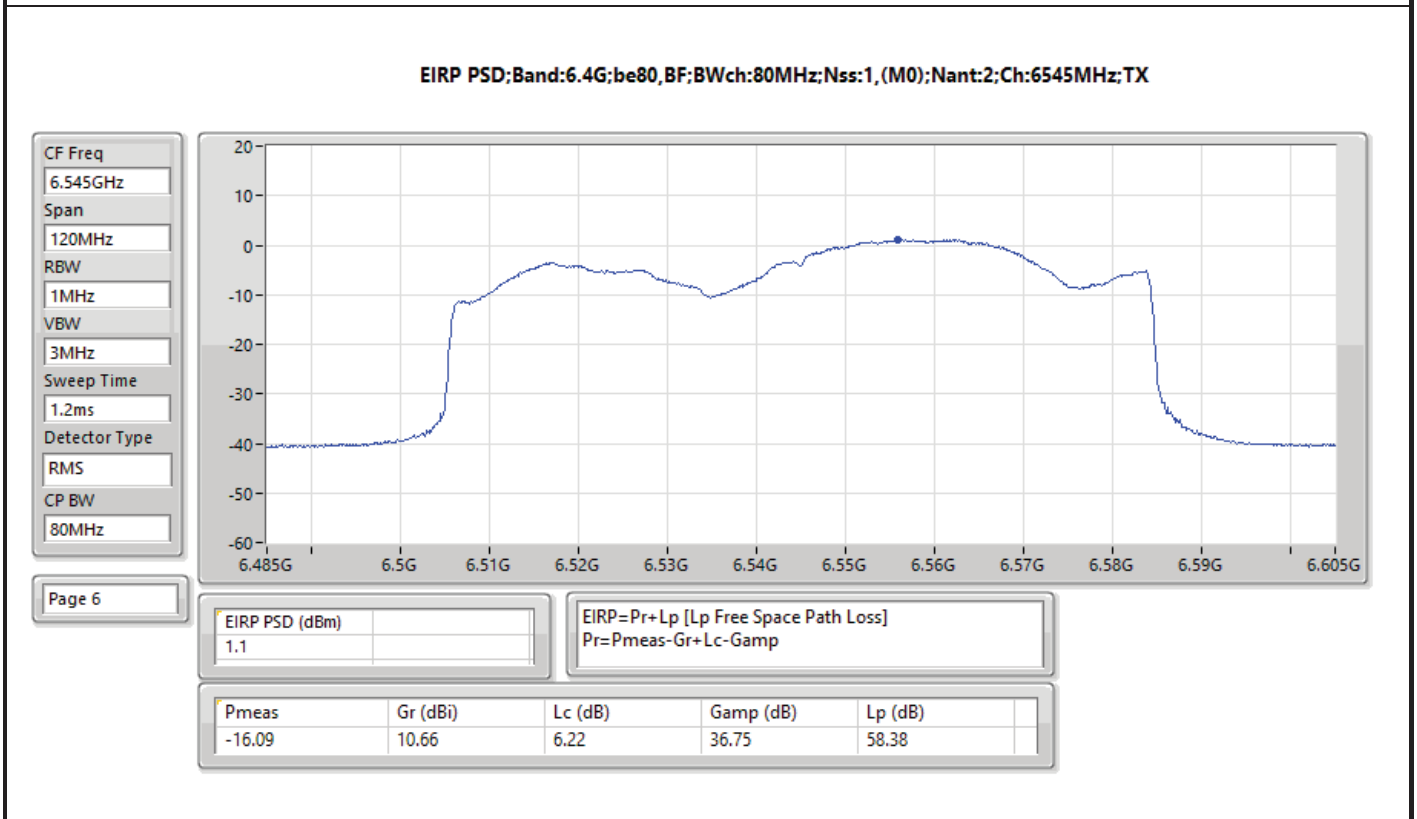
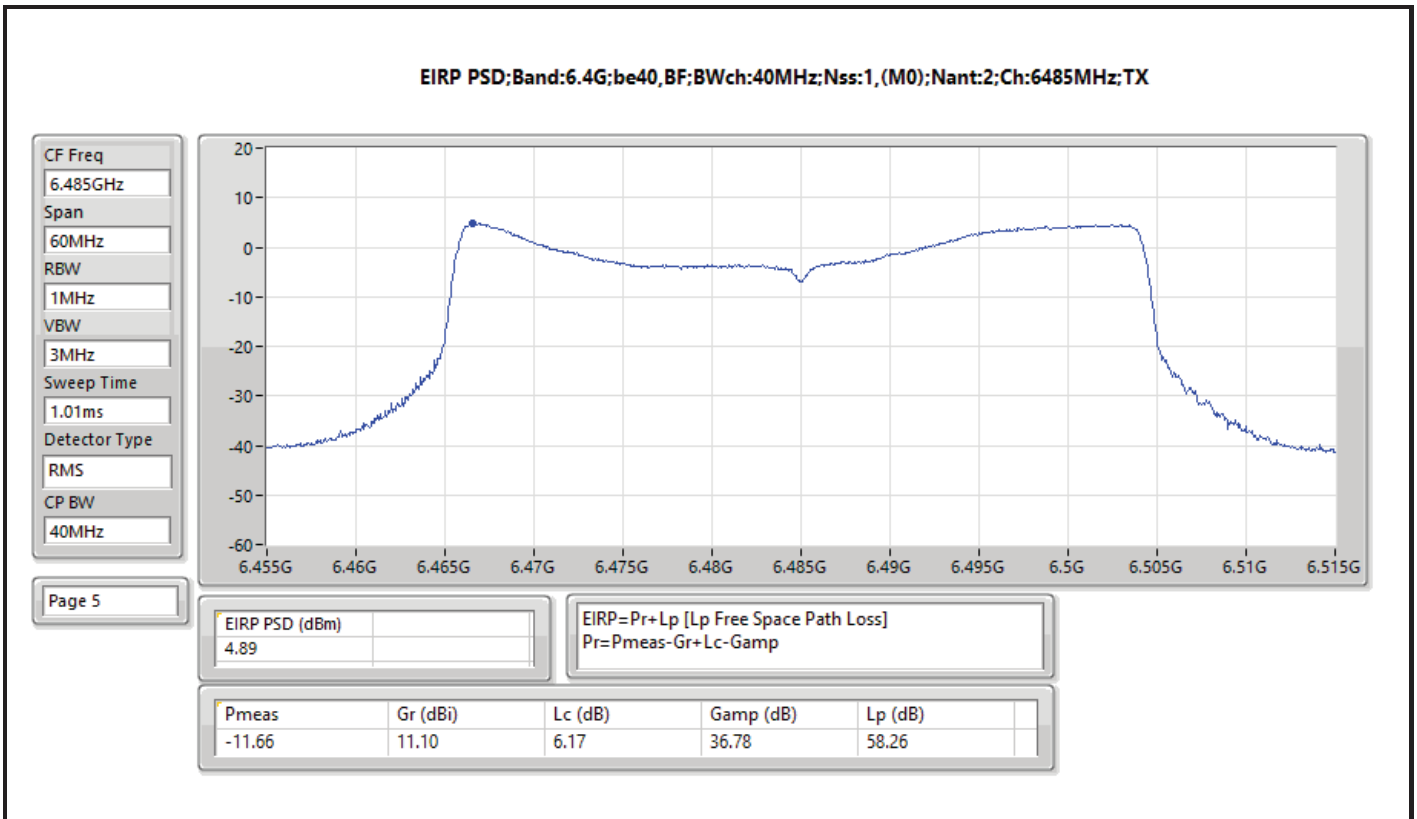


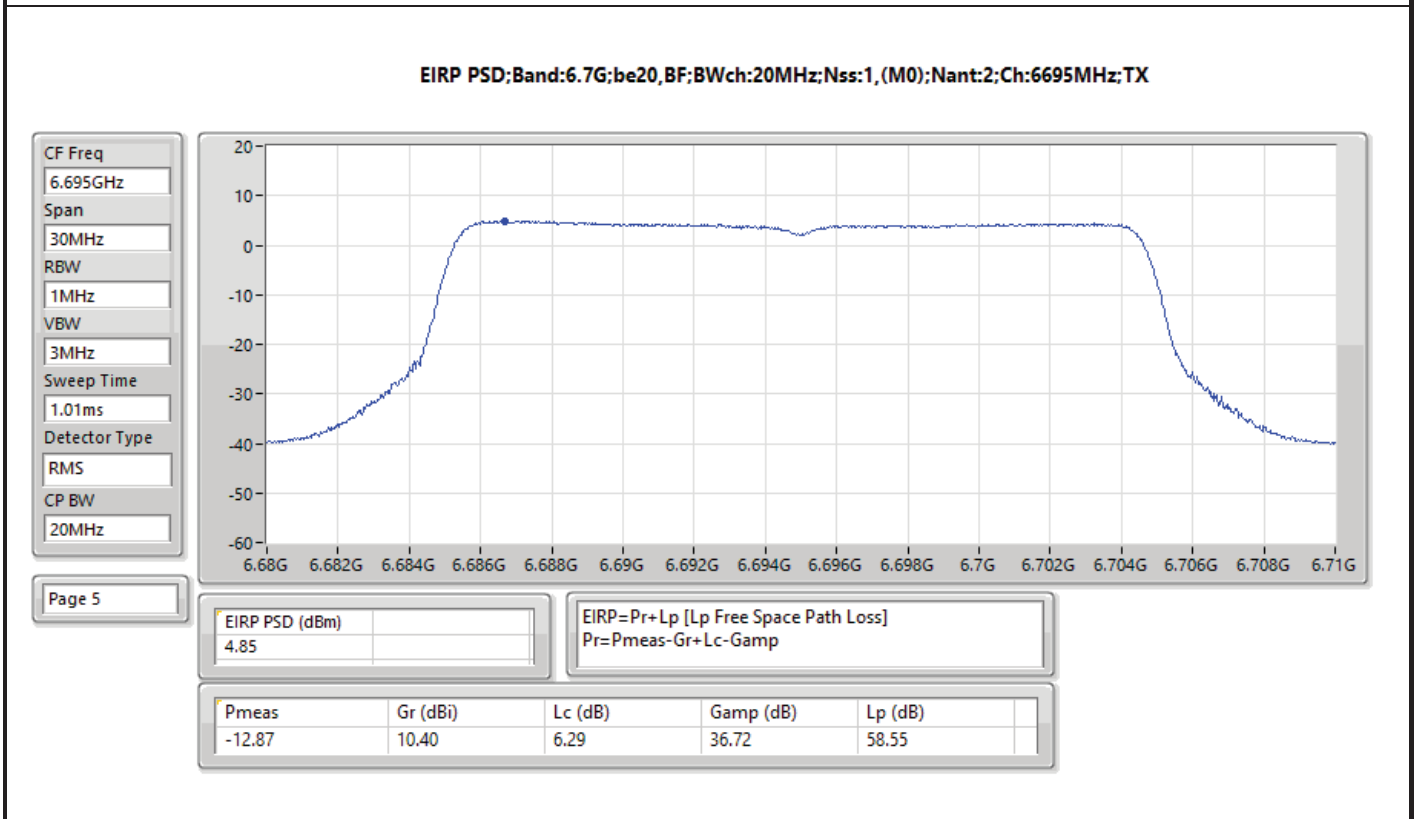
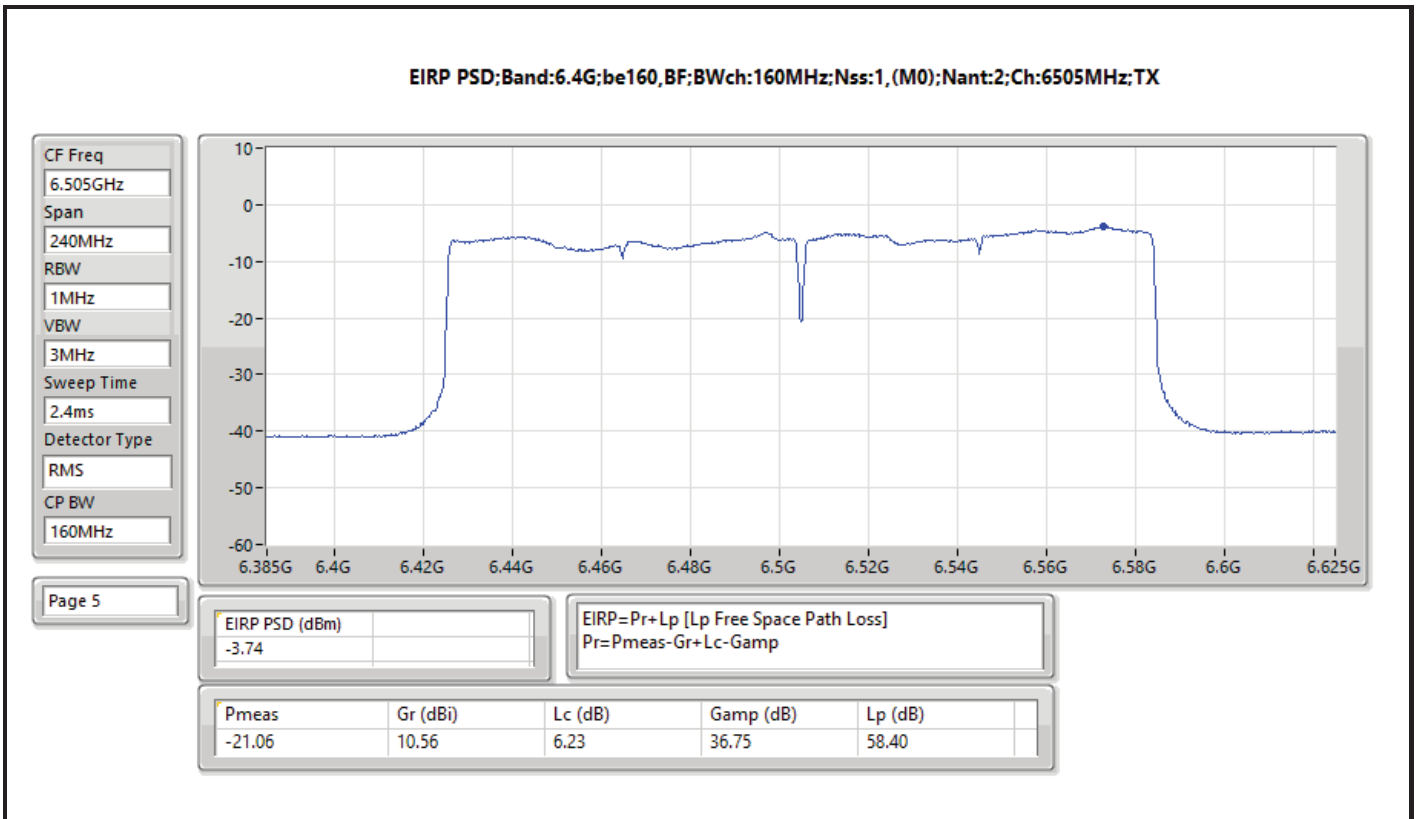
DG = Directional Gain; RBW = 500kHz for 5.725-5.85GHz band / 1MHz for other band;
PD = trace bin-by-bin of each transmits port summing can be performed maximum power density; Port X = Port X Power Density;
Inf = There's no restriction for the limit.

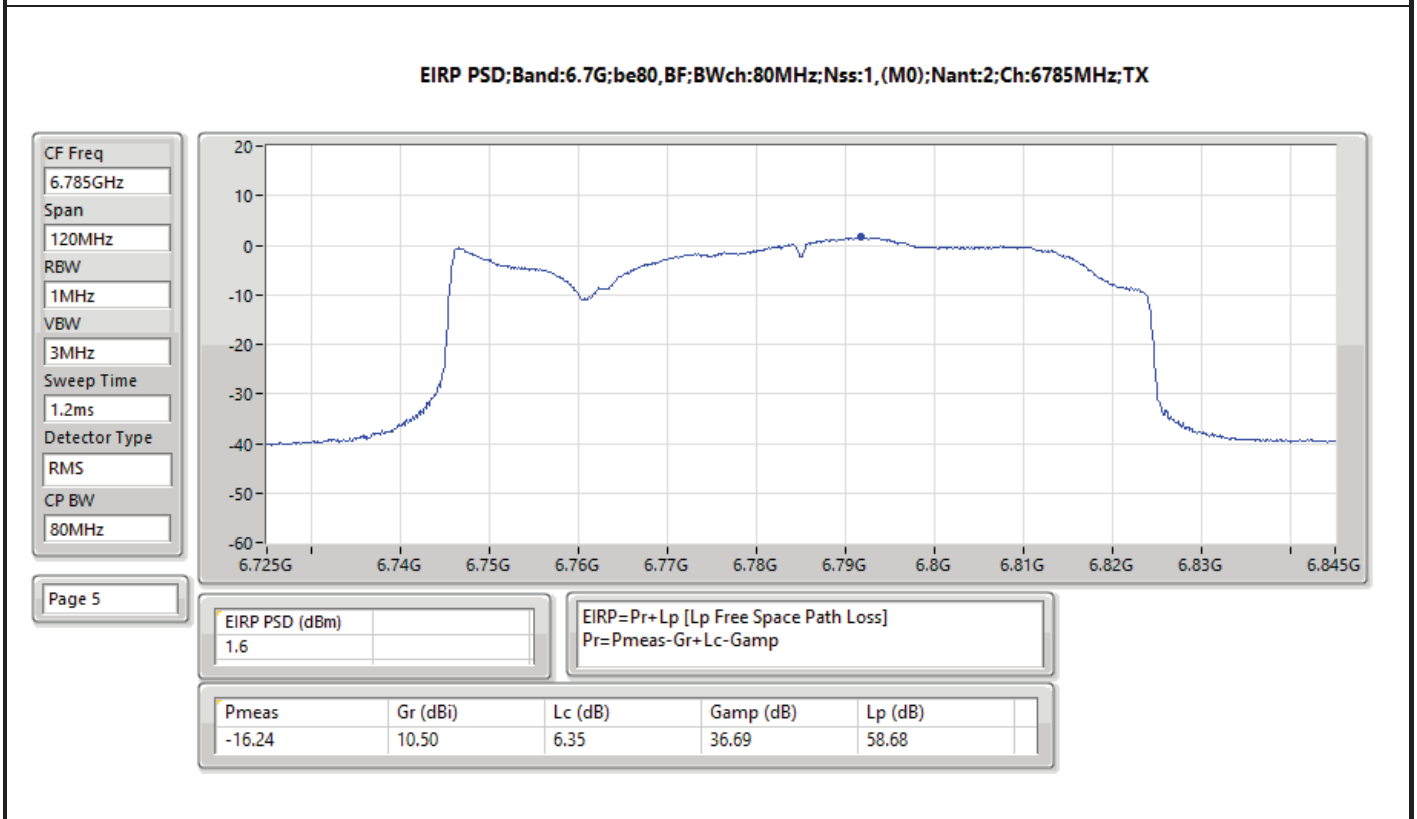
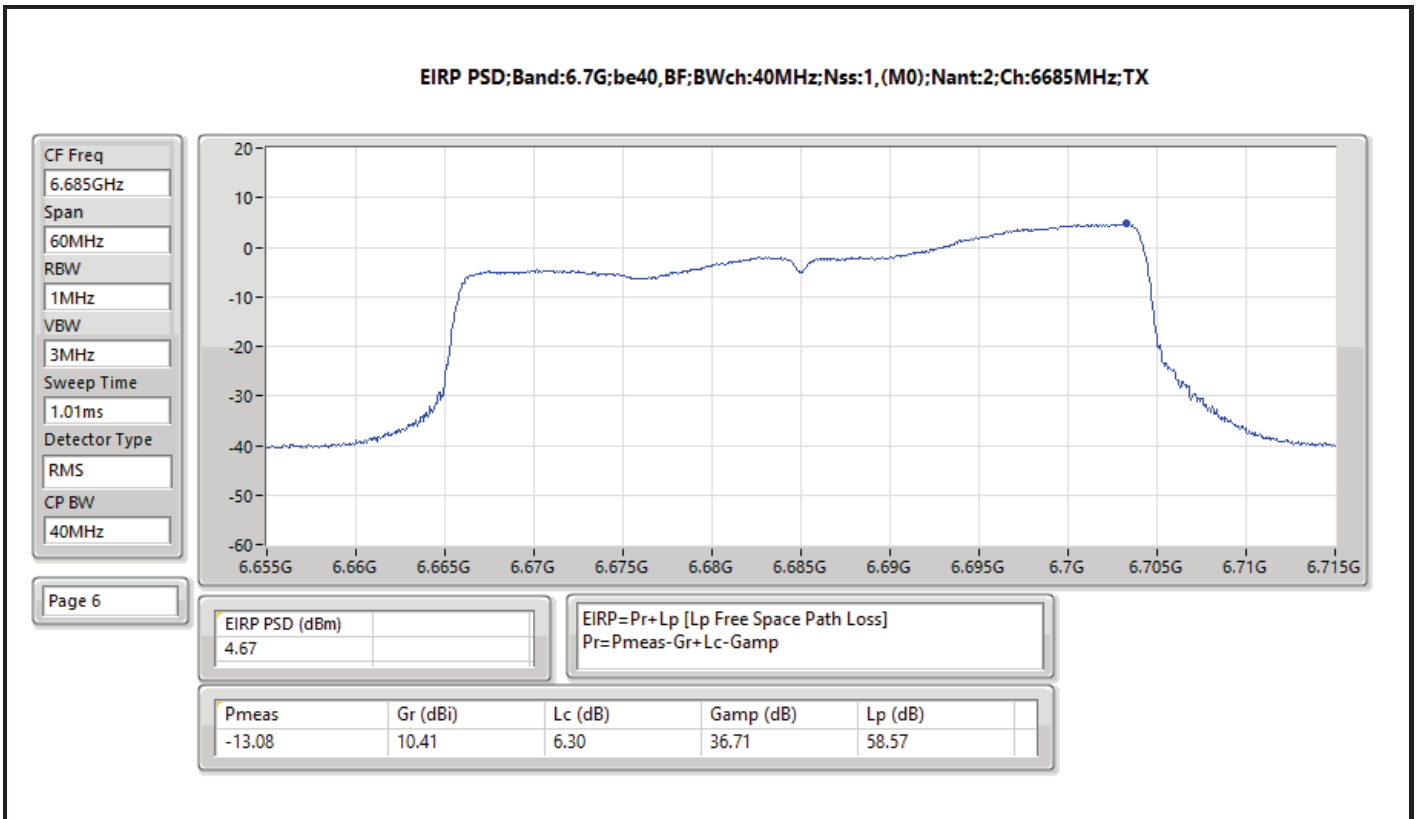


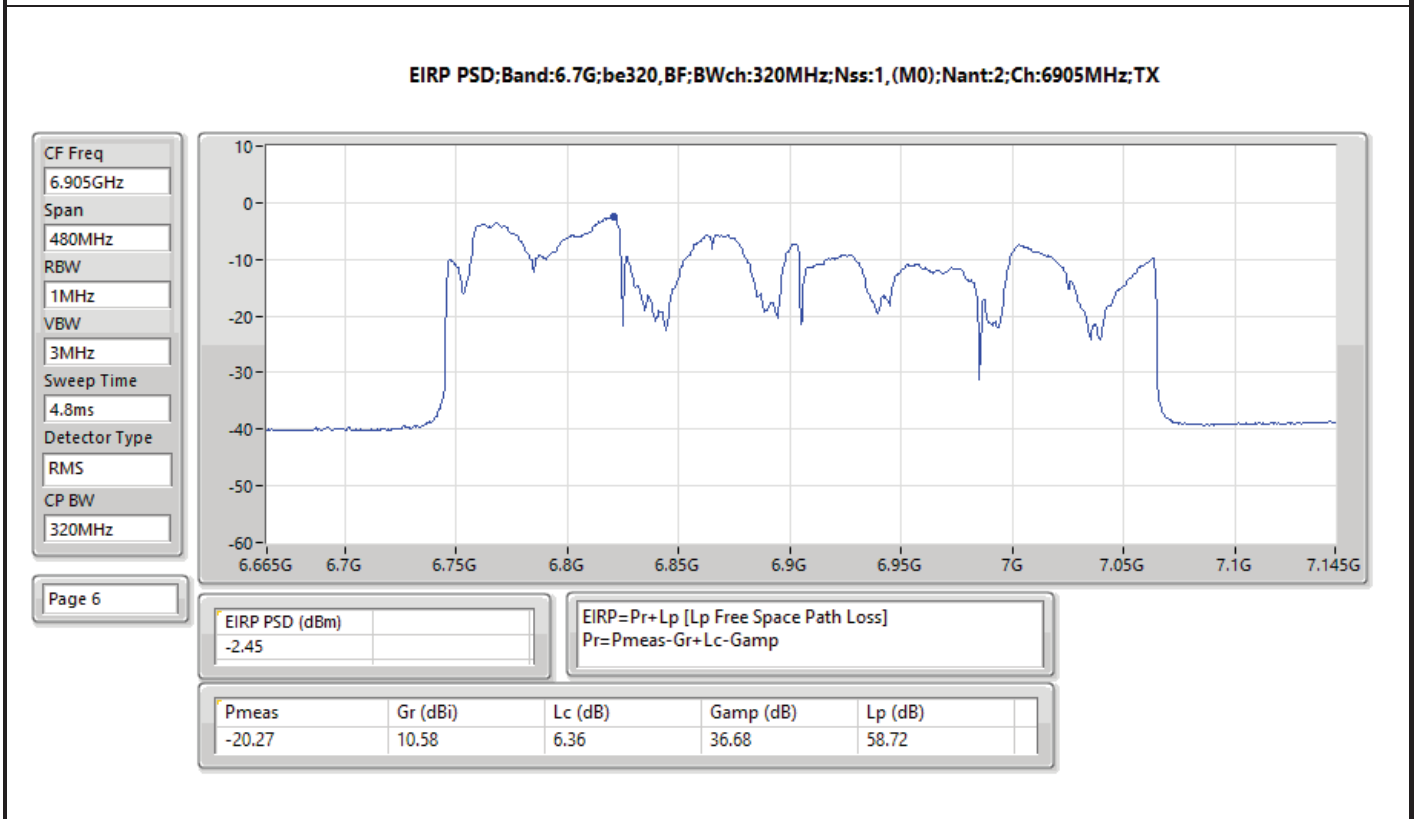
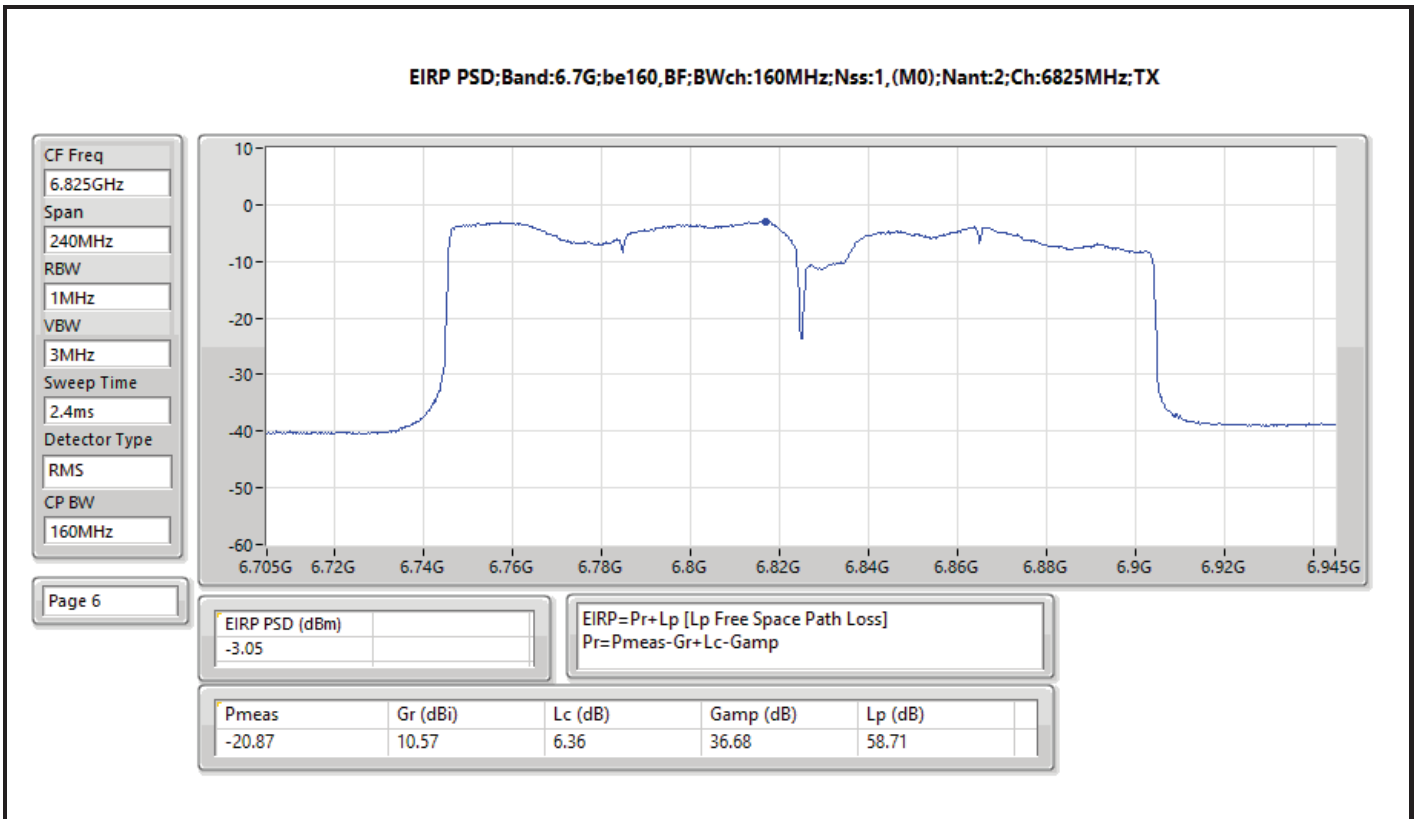


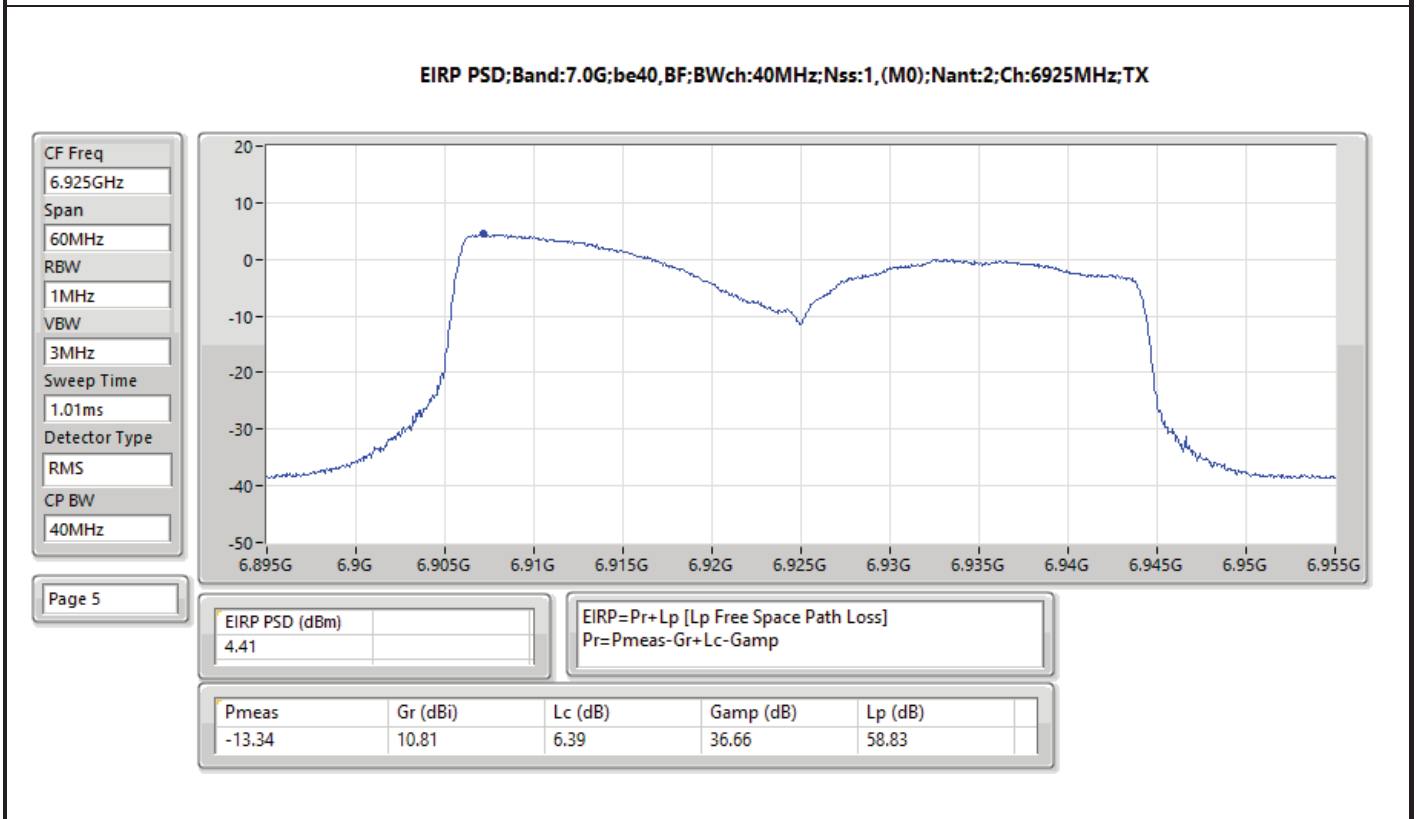
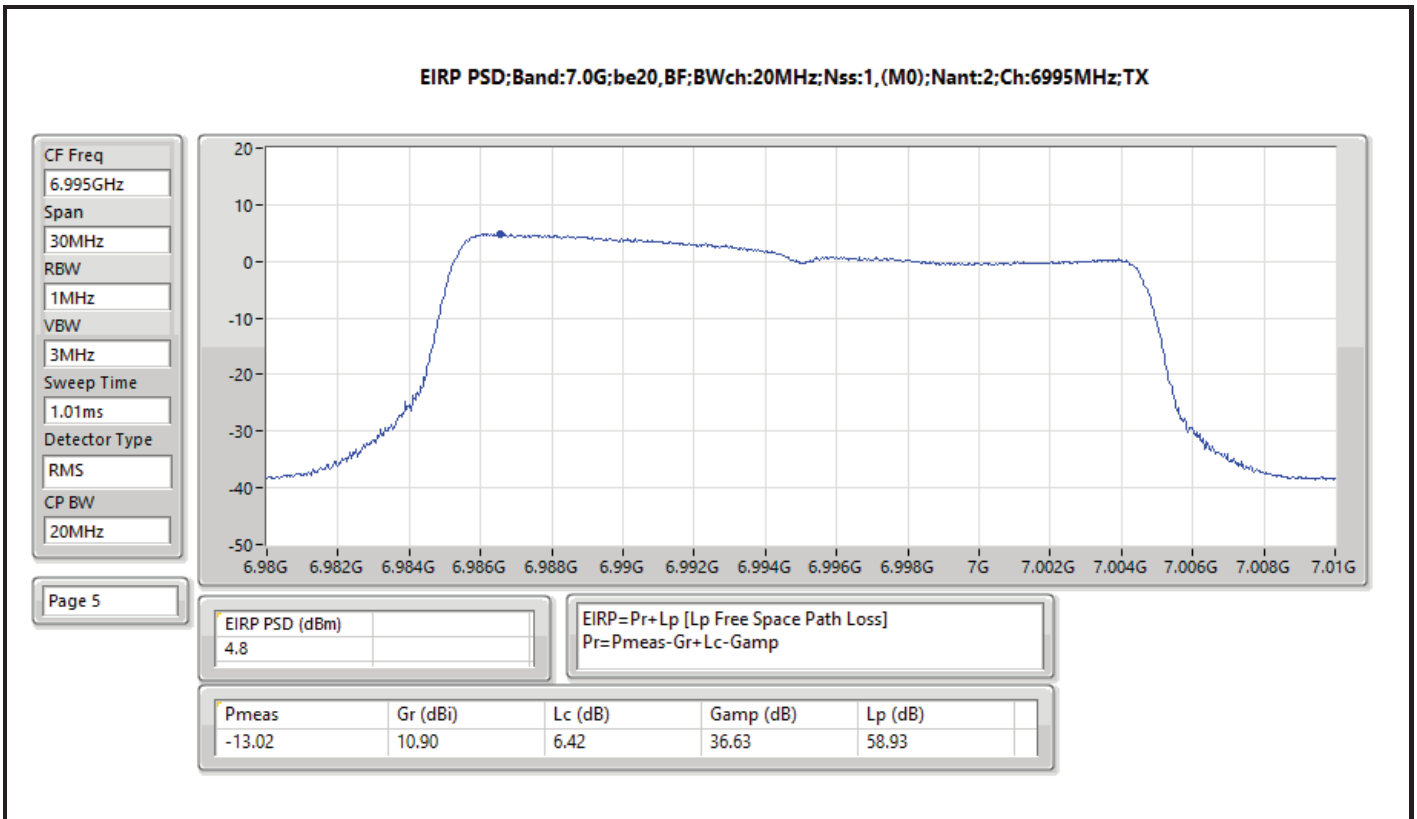


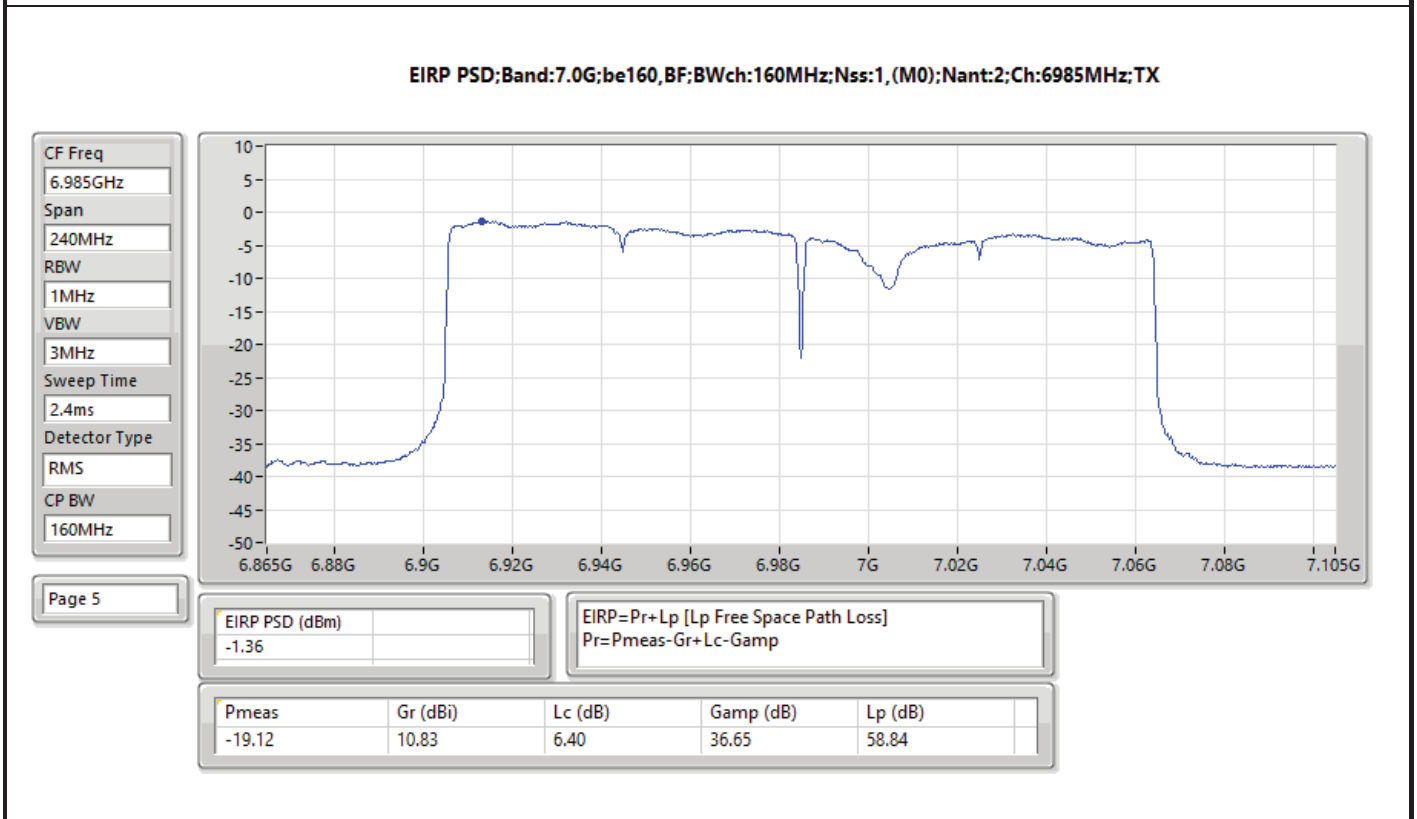
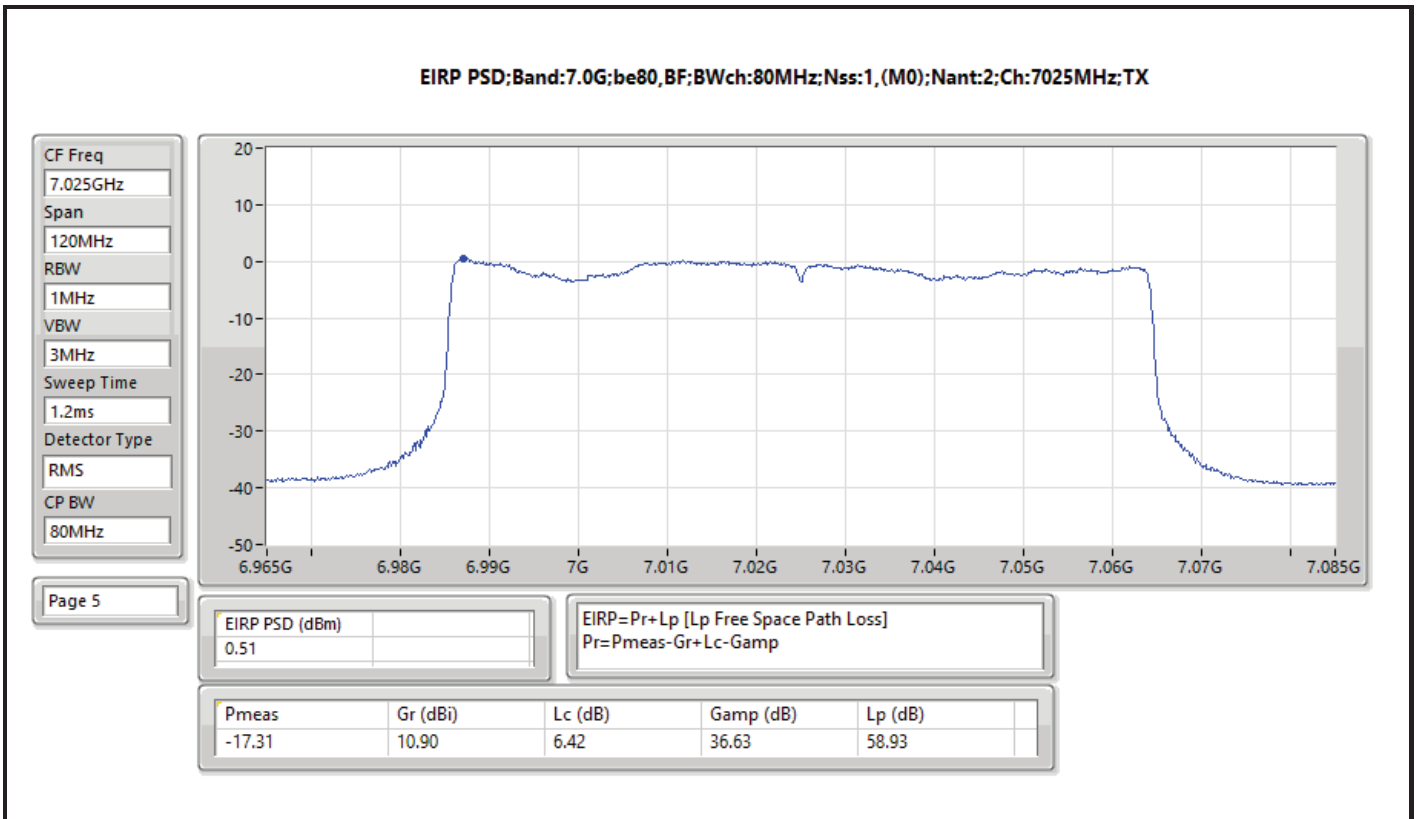














Summary

Mode	Result	Ref (Hz)	Ref (dBm)	Freq (Hz)	Level (dBm)	Limit (dBm)	Margin (dB)	Port
5.925-6.425GHz	-	-	-	-	-	-	-	-
802.11be EHT20_Nss1,(MCS0)_2TX	Pass	5.946002G	-4.48	5.94405G	-34.36	-24.60	-9.76	2
802.11be EHT40_Nss1,(MCS0)_2TX	Pass	6.220196G	2.43	6.18385G	-26.50	-17.62	-8.88	2
802.11be EHT80_Nss1,(MCS0)_2TX	Pass	6.2055G	4.22	6.1036G	-35.81	-35.77	-0.04	2
802.11be EHT160_Nss1,(MCS0)_2TX	Pass	6.14041G	3.19	6.4358G	-40.51	-36.81	-3.70	2
802.11be EHT320_Nss1,(MCS0)_2TX	Pass	6.1214G	6.41	6.393G	-19.40	-16.16	-3.24	2
6.425-6.525GHz	-	-	-	-	-	-	-	-
802.11be EHT20_Nss1,(MCS0)_2TX	Pass	6.444073G	-3.24	6.44615G	-35.86	-23.24	-12.62	2
802.11be EHT40_Nss1,(MCS0)_2TX	Pass	6.470654G	1.91	6.50615G	-26.77	-18.15	-8.62	2
802.11be EHT80_Nss1,(MCS0)_2TX	Pass	6.50279G	4.68	6.5873G	-37.47	-35.32	-2.15	2
802.11be EHT160_Nss1,(MCS0)_2TX	Pass	6.44002G	2.41	6.248G	-43.02	-37.59	-5.43	1
802.11be EHT320_Nss1,(MCS0)_2TX	Pass	6.61819G	5.81	6.8722G	-22.94	-16.34	-6.60	1
6.525-6.875GHz	-	-	-	-	-	-	-	-
802.11be EHT20_Nss1,(MCS0)_2TX	Pass	6.540374G	-4.10	6.5237G	-35.88	-23.90	-11.98	1
802.11be EHT40_Nss1,(MCS0)_2TX	Pass	6.578147G	0.56	6.586G	-28.63	-19.44	-9.19	1
802.11be EHT80_Nss1,(MCS0)_2TX	Pass	6.693G	4.40	6.5852G	-35.22	-35.02	-0.20	1
802.11be EHT160_Nss1,(MCS0)_2TX	Pass	6.77281G	2.84	7.0586G	-40.56	-35.69	-4.87	1
802.11be EHT320_Nss1,(MCS0)_2TX	Pass	6.76304G	6.35	6.6078G	-19.43	-14.03	-5.40	1
6.875-7.125GHz	-	-	-	-	-	-	-	-
802.11be EHT20_Nss1,(MCS0)_2TX	Pass	6.898274G	-4.27	6.859975G	-53.17	-44.27	-8.90	2
802.11be EHT40_Nss1,(MCS0)_2TX	Pass	7.067654G	-0.30	7.0238G	-49.78	-40.30	-9.48	1
802.11be EHT80_Nss1,(MCS0)_2TX	Pass	6.9274G	3.76	6.826G	-37.01	-35.90	-1.11	2
802.11be EHT160_Nss1,(MCS0)_2TX	Pass	6.92082G	3.45	6.7364G	-37.45	-36.55	-0.90	1



Result

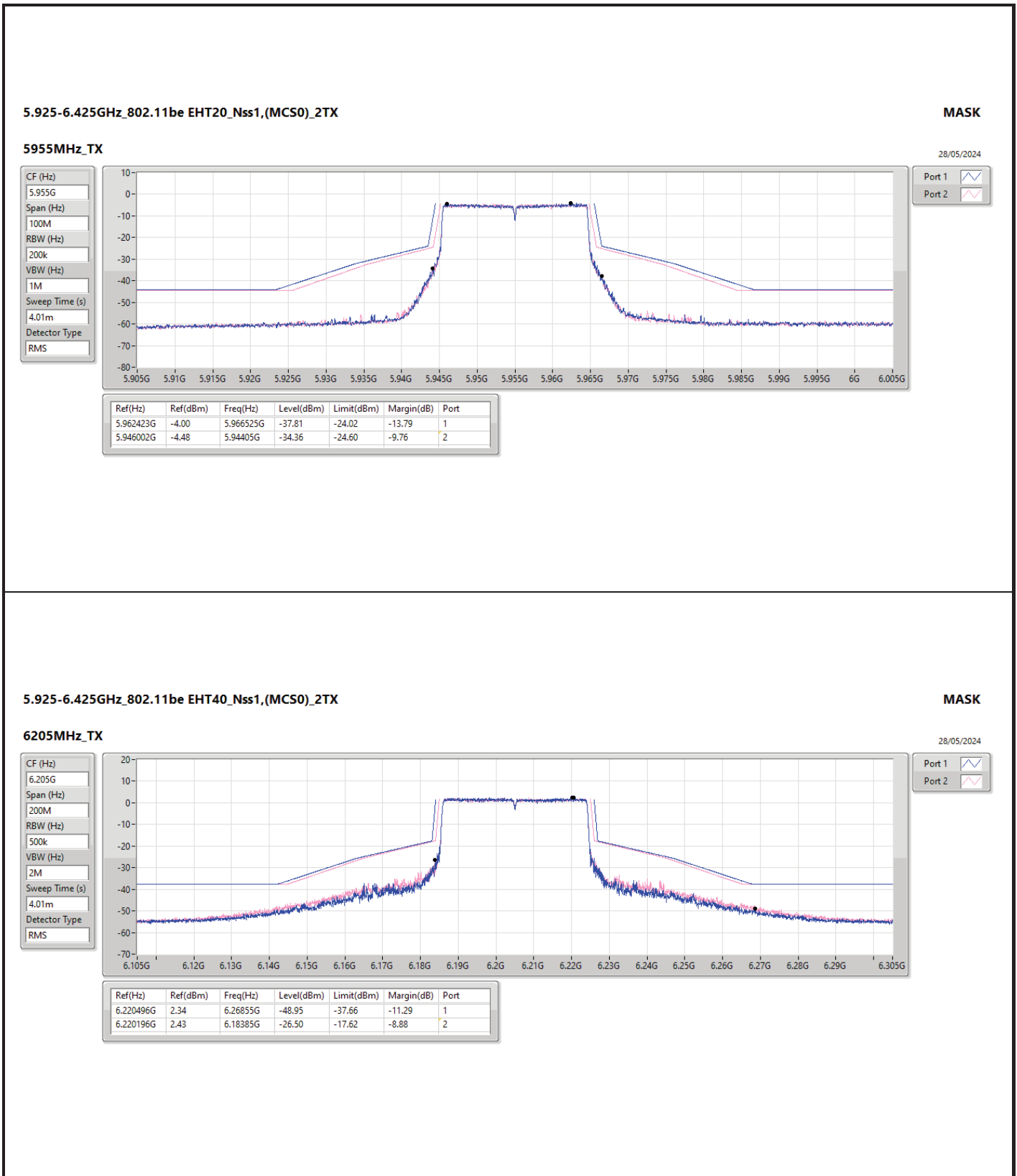
Mode	Result	Ref (Hz)	Ref (dBm)	Freq (Hz)	Level (dBm)	Limit (dBm)	Margin (dB)	Port
802.11be EHT20_Nss1,(MCS0)_2TX	-	-	-	-	-	-	-	-
5955MHz	Pass	5.962423G	-4.00	5.966525G	-37.81	-24.02	-13.79	1
5955MHz	Pass	5.946002G	-4.48	5.94405G	-34.36	-24.60	-9.76	2
6195MHz	Pass	6.186002G	-1.88	6.183275G	-37.60	-21.95	-15.65	1
6195MHz	Pass	6.187452G	-2.16	6.206425G	-34.69	-22.28	-12.41	2
6415MHz	Pass	6.407602G	-3.76	6.451625G	-58.04	-43.76	-14.28	1
6415MHz	Pass	6.407277G	-4.26	6.384G	-56.90	-44.05	-12.85	2
6435MHz	Pass	6.428777G	-3.57	6.4717G	-57.40	-43.57	-13.83	1
6435MHz	Pass	6.444073G	-3.24	6.44615G	-35.86	-23.24	-12.62	2
6475MHz	Pass	6.467052G	-4.16	6.508625G	-58.59	-44.16	-14.43	1
6475MHz	Pass	6.467402G	-3.63	6.5072G	-57.07	-43.63	-13.44	2
6515MHz	Pass	6.511076G	-3.64	6.482275G	-57.62	-43.42	-14.20	1
6515MHz	Pass	6.510501G	-3.09	6.474175G	-57.94	-43.09	-14.85	2
6535MHz	Pass	6.540374G	-4.10	6.5237G	-35.88	-23.90	-11.98	1
6535MHz	Pass	6.529901G	-4.06	6.523675G	-36.91	-24.09	-12.82	2
6695MHz	Pass	6.702873G	-4.58	6.706625G	-37.84	-24.61	-13.23	1
6695MHz	Pass	6.701873G	-4.08	6.72935G	-58.96	-44.08	-14.88	2
6875MHz	Pass	6.883248G	-4.99	6.91205G	-57.79	-44.99	-12.80	1
6875MHz	Pass	6.868702G	-5.11	6.91765G	-58.30	-45.11	-13.19	2
6895MHz	Pass	6.902098G	-3.74	6.929575G	-57.91	-43.74	-14.17	1
6895MHz	Pass	6.898274G	-4.27	6.859975G	-53.17	-44.27	-8.90	2
6995MHz	Pass	6.985852G	-3.82	7.006275G	-36.00	-23.83	-12.17	1
6995MHz	Pass	7.001073G	-3.75	7.006375G	-36.33	-23.88	-12.45	2
7095MHz	Pass	7.086927G	-5.78	7.0837G	-36.67	-25.81	-10.86	1
7095MHz	Pass	7.087327G	-4.92	7.060625G	-58.43	-44.92	-13.51	2
7115MHz	Pass	7.109876G	-7.61	7.0803G	-58.90	-47.61	-11.29	1
7115MHz	Pass	7.105627G	-7.34	7.082475G	-58.37	-47.34	-11.03	2
802.11be EHT40_Nss1,(MCS0)_2TX	-	-	-	-	-	-	-	-
5965MHz	Pass	5.979346G	2.48	6.0232G	-45.93	-35.47	-10.46	1
5965MHz	Pass	5.982796G	2.42	6.0277G	-47.06	-37.58	-9.48	2
6205MHz	Pass	6.220496G	2.34	6.26855G	-48.95	-37.66	-11.29	1
6205MHz	Pass	6.220196G	2.43	6.18385G	-26.50	-17.62	-8.88	2
6405MHz	Pass	6.397102G	1.92	6.3833G	-29.92	-18.13	-11.79	1
6405MHz	Pass	6.418897G	1.82	6.4277G	-31.93	-18.39	-13.54	2
6445MHz	Pass	6.434403G	1.73	6.46605G	-27.30	-18.29	-9.01	1
6445MHz	Pass	6.460746G	2.38	6.466G	-27.81	-17.62	-10.19	2
6485MHz	Pass	6.493048G	1.82	6.50605G	-27.61	-18.20	-9.41	1
6485MHz	Pass	6.470654G	1.91	6.50615G	-26.77	-18.15	-8.62	2
6525MHz	Pass	6.541146G	0.93	6.5036G	-29.11	-19.24	-9.87	1
6525MHz	Pass	6.542296G	0.92	6.54595G	-28.69	-18.08	-10.61	2
6565MHz	Pass	6.578147G	0.56	6.586G	-28.63	-19.44	-9.19	1
6565MHz	Pass	6.578497G	0.78	6.5862G	-29.57	-19.30	-10.27	2
6685MHz	Pass	6.694748G	0.70	6.6634G	-29.70	-19.55	-10.15	1
6685MHz	Pass	6.674903G	0.48	6.66365G	-29.26	-19.67	-9.59	2
6885MHz	Pass	6.881251G	-0.40	6.86395G	-30.97	-20.42	-10.55	1
6885MHz	Pass	6.890799G	-0.21	6.86365G	-30.88	-20.36	-10.52	2
6925MHz	Pass	6.911303G	0.48	6.90385G	-29.16	-19.58	-9.58	1
6925MHz	Pass	6.910354G	0.62	6.946G	-29.11	-19.38	-9.73	2
7005MHz	Pass	6.991453G	1.29	7.02605G	-28.69	-18.73	-9.96	1
7005MHz	Pass	6.987404G	1.58	7.06605G	-48.55	-38.42	-10.13	2
7085MHz	Pass	7.067654G	-0.30	7.0238G	-49.78	-40.30	-9.48	1
7085MHz	Pass	7.071553G	0.31	7.02455G	-49.22	-39.69	-9.53	2
802.11be EHT80_Nss1,(MCS0)_2TX	-	-	-	-	-	-	-	-
5985MHz	Pass	6.01999G	3.87	6.105G	-41.04	-36.09	-4.95	1
5985MHz	Pass	6.01109G	4.31	6.1059G	-36.22	-35.69	-0.53	2



Mask_Non-Beamforming_Radio 2

Appendix E.1

Mode	Result	Ref (Hz)	Ref (dBm)	Freq (Hz)	Level (dBm)	Limit (dBm)	Margin (dB)	Port
6225MHz	Pass	6.18811G	4.40	6.1016G	-37.78	-35.60	-2.18	1
6225MHz	Pass	6.2055G	4.22	6.1036G	-35.81	-35.77	-0.04	2
6385MHz	Pass	6.35701G	5.18	6.2663G	-36.42	-34.39	-2.03	1
6385MHz	Pass	6.35521G	5.22	6.2582G	-36.24	-34.78	-1.46	2
6465MHz	Pass	6.49809G	4.71	6.3428G	-37.65	-34.93	-2.72	1
6465MHz	Pass	6.50279G	4.68	6.5873G	-37.47	-35.32	-2.15	2
6545MHz	Pass	6.58119G	3.60	6.6728G	-39.00	-36.40	-2.60	1
6545MHz	Pass	6.57969G	3.69	6.6695G	-40.96	-36.31	-4.65	2
6625MHz	Pass	6.64729G	3.70	6.7308G	-38.16	-32.01	-6.15	1
6625MHz	Pass	6.65339G	3.24	6.5061G	-40.80	-36.39	-4.41	2
6705MHz	Pass	6.693G	4.40	6.5852G	-35.22	-35.02	-0.20	1
6705MHz	Pass	6.67701G	3.89	6.5845G	-38.17	-36.11	-2.06	2
6785MHz	Pass	6.74771G	2.73	6.6665G	-39.23	-36.78	-2.45	1
6785MHz	Pass	6.75431G	2.93	6.7438G	-24.52	-17.10	-7.42	2
6865MHz	Pass	6.83381G	2.62	6.7441G	-45.05	-37.38	-7.67	1
6865MHz	Pass	6.8468G	2.61	6.7666G	-38.67	-30.80	-7.87	2
6945MHz	Pass	6.91771G	3.72	6.8185G	-38.04	-36.28	-1.76	1
6945MHz	Pass	6.9274G	3.76	6.826G	-37.01	-35.90	-1.11	2
7025MHz	Pass	6.99151G	2.52	6.907G	-42.19	-36.84	-5.35	1
7025MHz	Pass	6.98871G	2.57	6.9025G	-43.73	-37.43	-6.30	2
802.11be EHT160_Nss1,(MCS0)_2TX	-	-	-	-	-	-	-	-
6025MHz	Pass	6.0414G	2.77	6.2558G	-40.50	-35.44	-5.06	1
6025MHz	Pass	6.08299G	2.92	6.258G	-40.31	-35.52	-4.79	2
6185MHz	Pass	6.16041G	3.16	6.4164G	-39.01	-35.14	-3.87	1
6185MHz	Pass	6.14041G	3.19	6.4358G	-40.51	-36.81	-3.70	2
6345MHz	Pass	6.3564G	3.25	6.0984G	-42.37	-36.75	-5.62	1
6345MHz	Pass	6.36639G	2.91	6.0958G	-42.22	-37.09	-5.13	2
6505MHz	Pass	6.44002G	2.41	6.248G	-43.02	-37.59	-5.43	1
6505MHz	Pass	6.57958G	2.50	6.2512G	-44.73	-37.50	-7.23	2
6665MHz	Pass	6.6718G	2.77	6.8812G	-37.93	-32.76	-5.17	1
6665MHz	Pass	6.63741G	2.59	6.902G	-43.25	-36.54	-6.71	2
6825MHz	Pass	6.77281G	2.84	7.0586G	-40.56	-35.69	-4.87	1
6825MHz	Pass	6.75062G	3.05	6.5822G	-42.10	-36.94	-5.16	2
6985MHz	Pass	6.92082G	3.45	6.7364G	-37.45	-36.55	-0.90	1
6985MHz	Pass	6.94881G	3.41	6.7408G	-38.82	-36.59	-2.23	2
802.11be EHT320_Nss1,(MCS0)_2TX	-	-	-	-	-	-	-	-
6105MHz	Pass	6.07981G	6.64	6.3922G	-20.06	-15.02	-5.04	1
6105MHz	Pass	6.1214G	6.41	6.393G	-19.40	-16.16	-3.24	2
6265MHz	Pass	6.17862G	6.92	6.001G	-19.48	-13.30	-6.18	1
6265MHz	Pass	6.20302G	6.50	6.5746G	-21.23	-13.52	-7.71	2
6425MHz	Pass	6.37661G	6.14	6.7234G	-23.11	-14.22	-8.89	1
6425MHz	Pass	6.57456G	5.98	6.1534G	-21.93	-14.76	-7.17	2
6585MHz	Pass	6.61819G	5.81	6.8722G	-22.94	-16.34	-6.60	1
6585MHz	Pass	6.61459G	5.86	6.875G	-24.94	-16.49	-8.45	2
6745MHz	Pass	6.69701G	6.22	6.4454G	-21.68	-13.79	-7.89	1
6745MHz	Pass	6.69301G	6.14	6.4754G	-23.08	-14.14	-8.94	2
6905MHz	Pass	6.76304G	6.35	6.6078G	-19.43	-14.03	-5.40	1
6905MHz	Pass	6.77183G	6.30	6.6326G	-20.68	-13.80	-6.88	2





5.925-6.425GHz_802.11be EHT80_Nss1,(MCS0)_2TX

MASK

6225MHz_TX

28/05/2024

CF (Hz)
6.225G

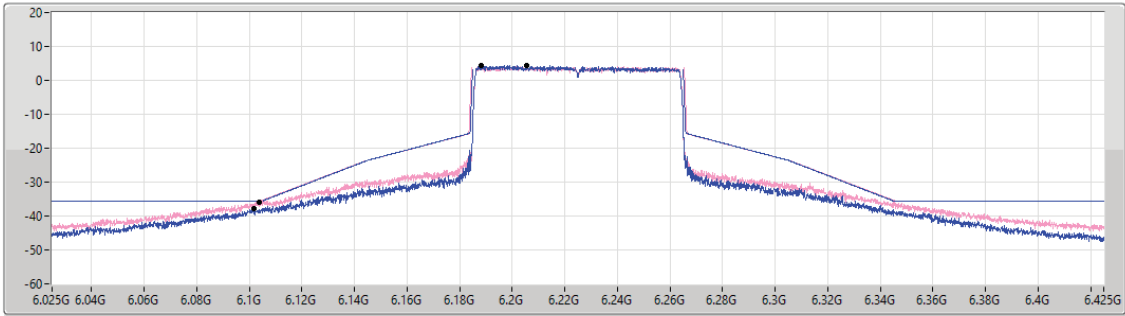
Span (Hz)
400M

RBW (Hz)
1M

VBW (Hz)
3M

Sweep Time (s)
4.01m

Detector Type
RMS



Port 1

Port 2

Ref(Hz)	Ref(dBm)	Freq(Hz)	Level(dBm)	Limit(dBm)	Margin(dB)	Port
6.18811G	4.40	6.1016G	-37.78	-35.60	-2.18	1
6.2055G	4.22	6.1036G	-35.81	-35.77	-0.04	2

5.925-6.425GHz_802.11be EHT160_Nss1,(MCS0)_2TX

MASK

6185MHz_TX

28/05/2024

CF (Hz)
6.185G

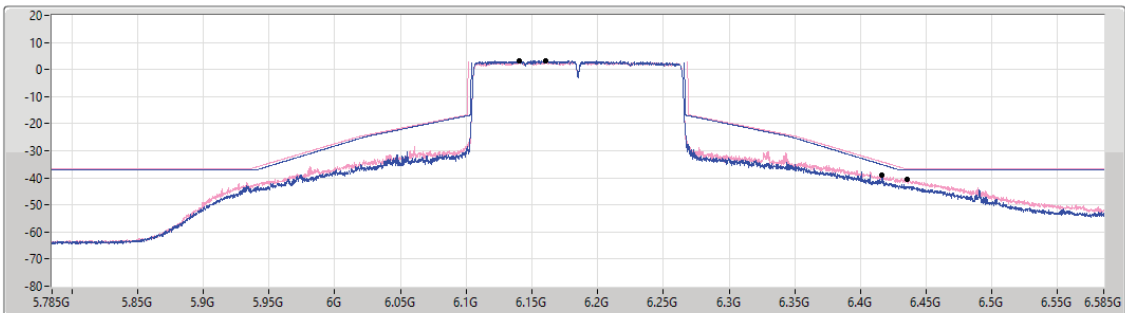
Span (Hz)
800M

RBW (Hz)
2M

VBW (Hz)
10M

Sweep Time (s)
4.01m

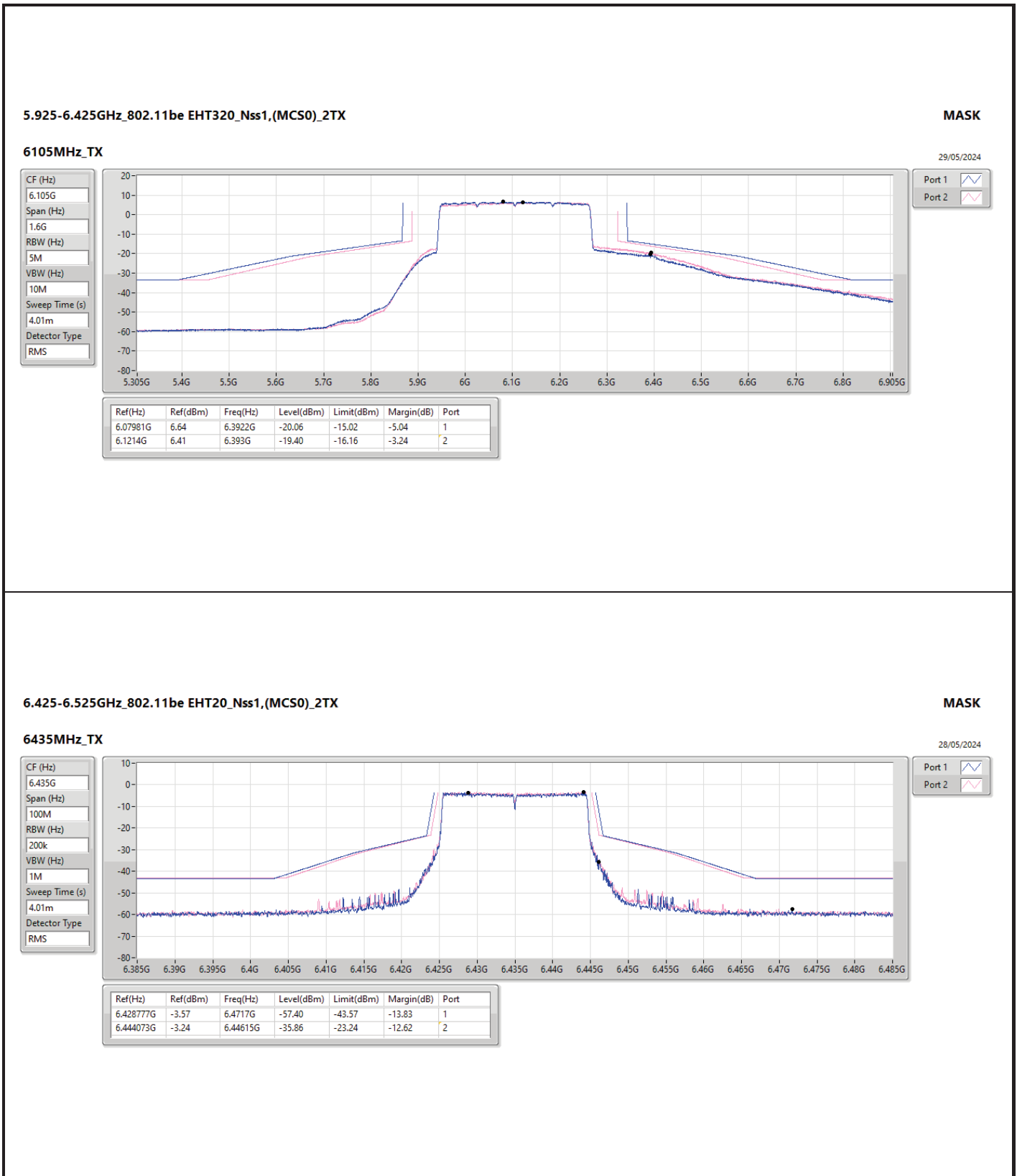
Detector Type
RMS

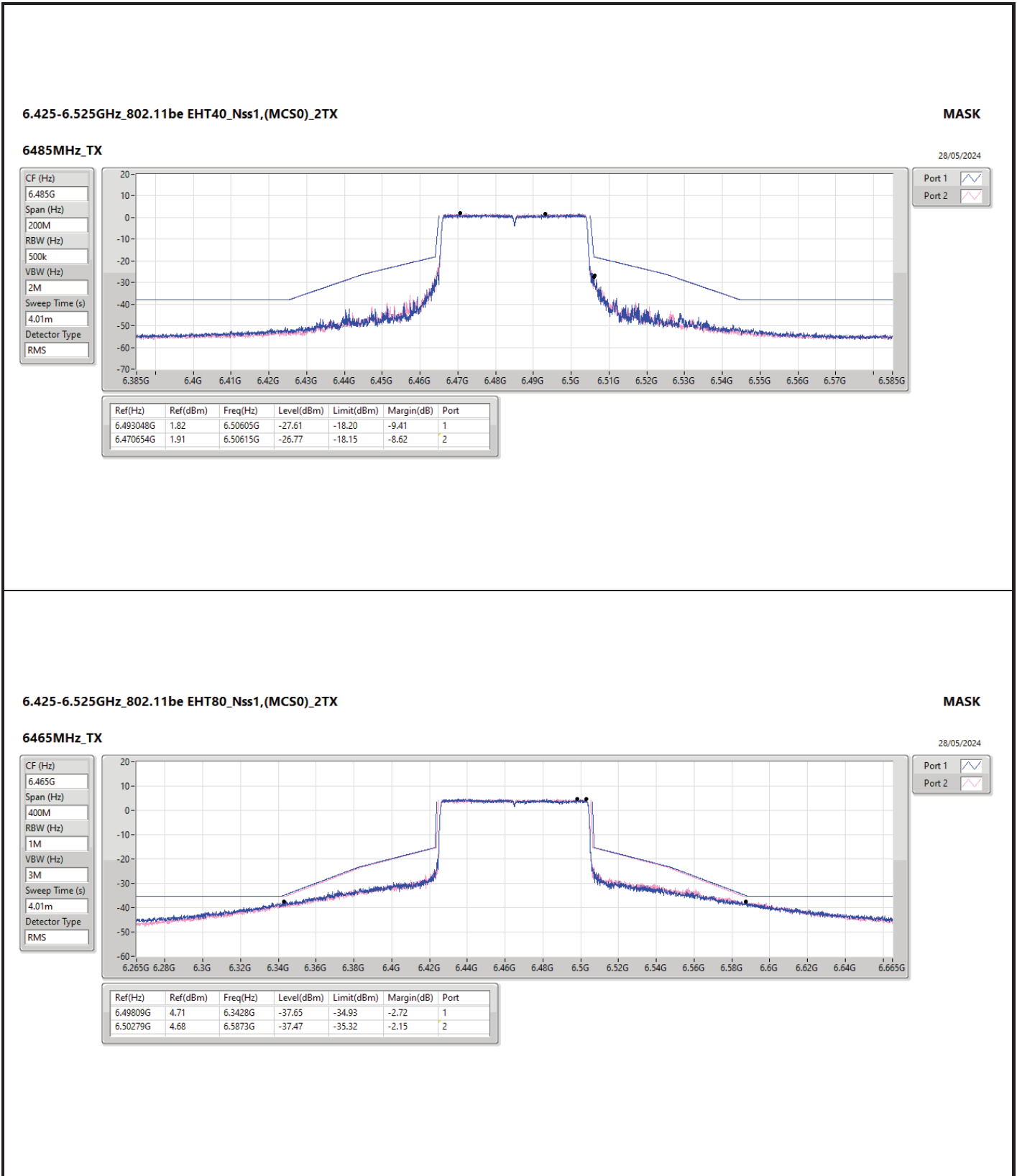


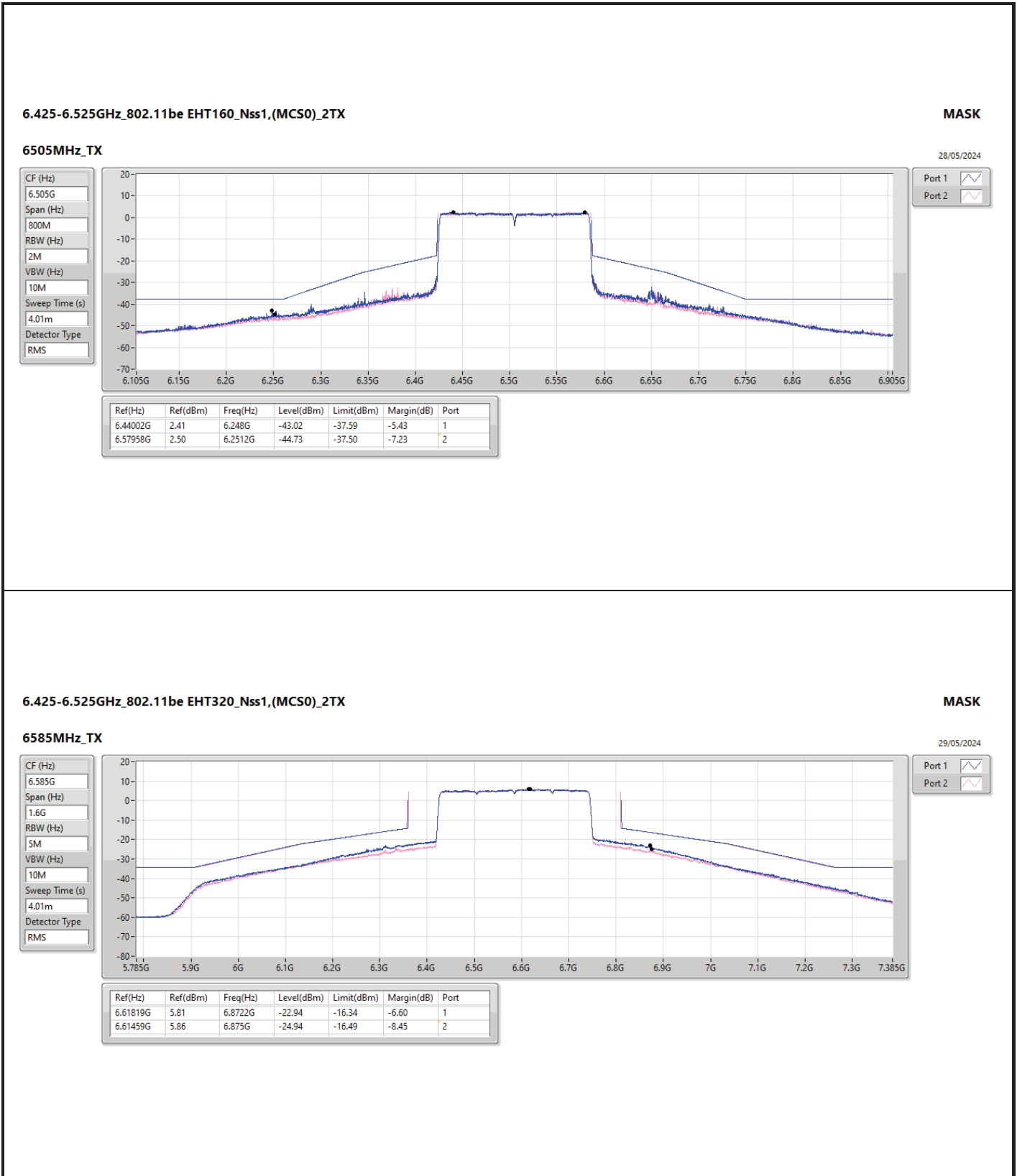
Port 1

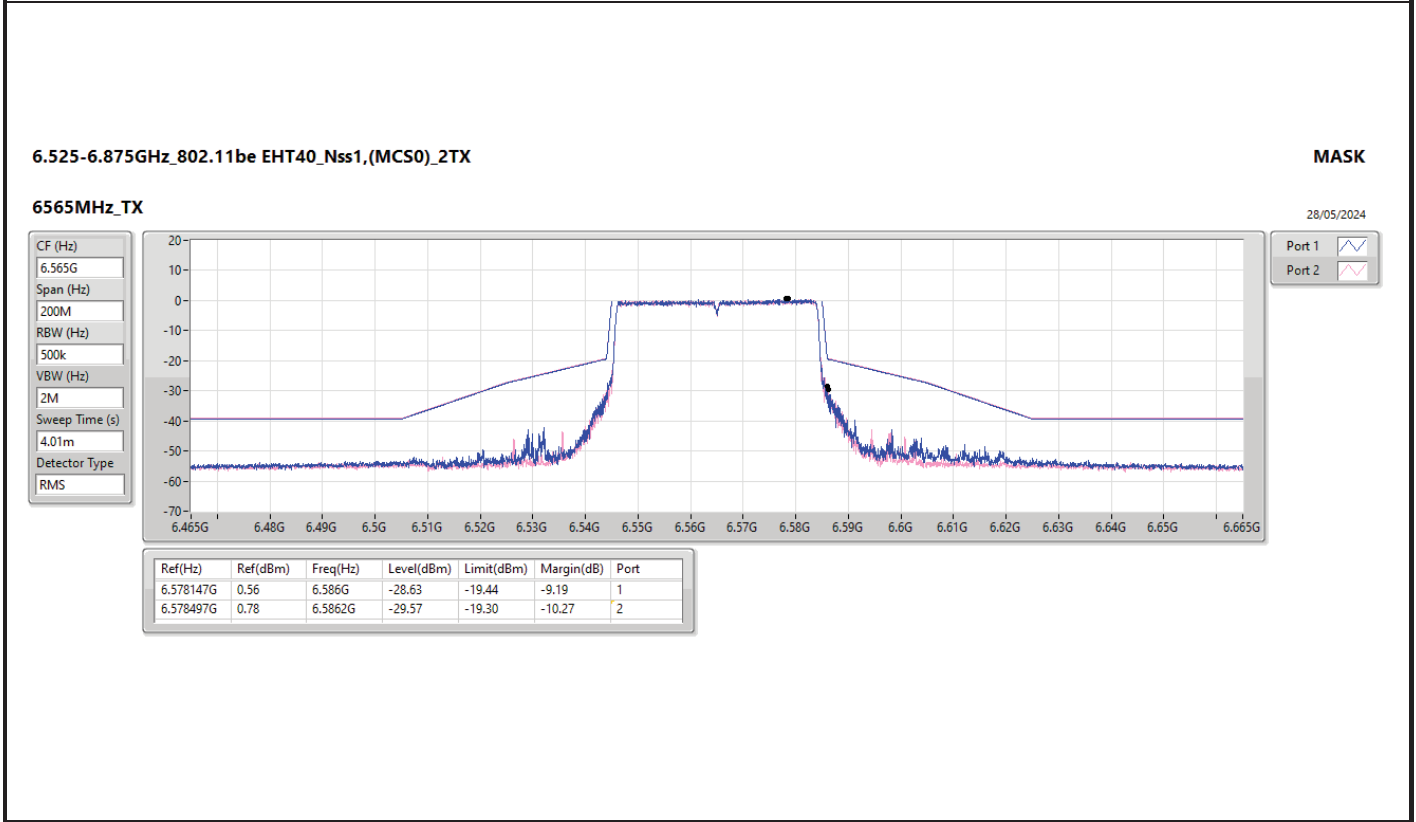
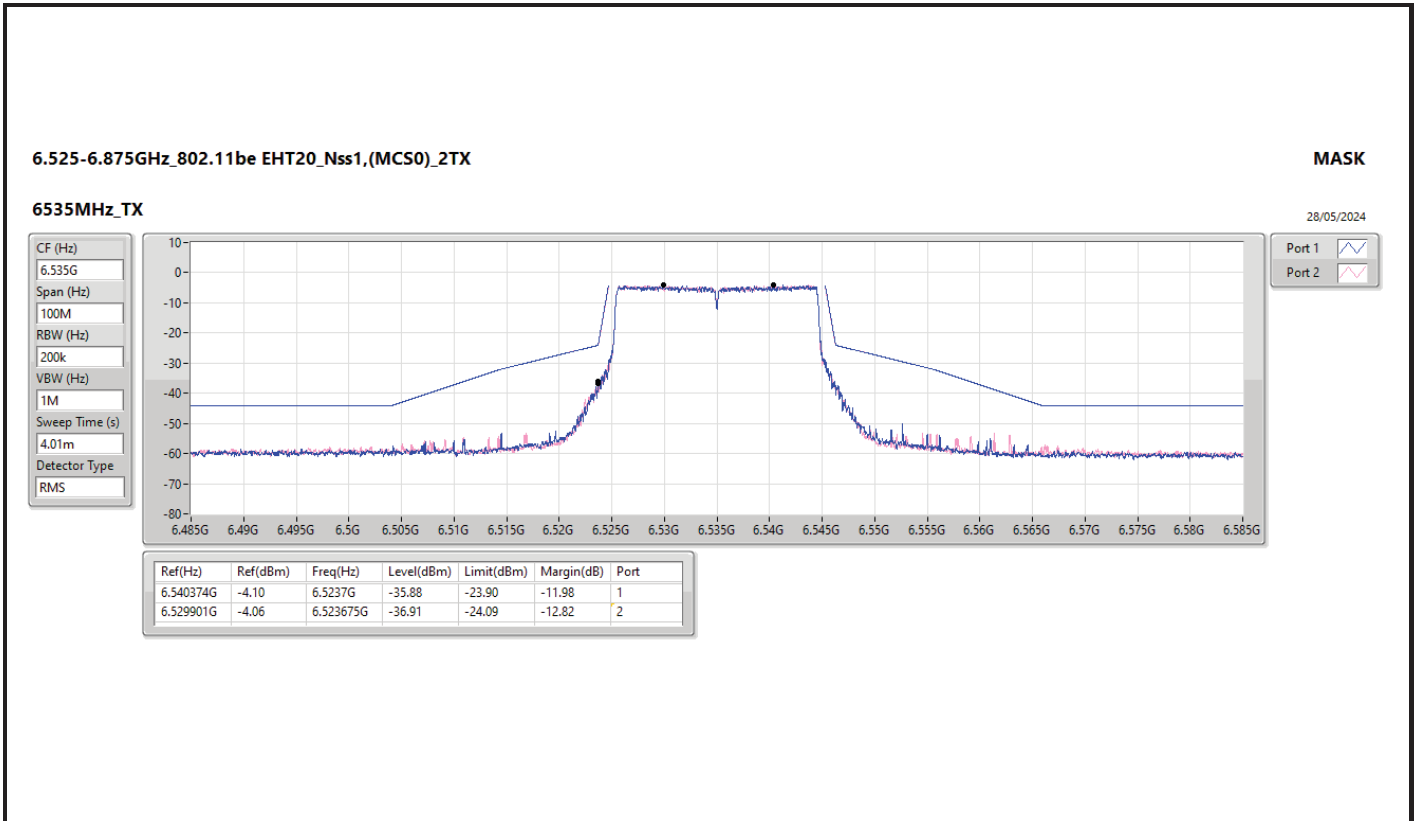
Port 2

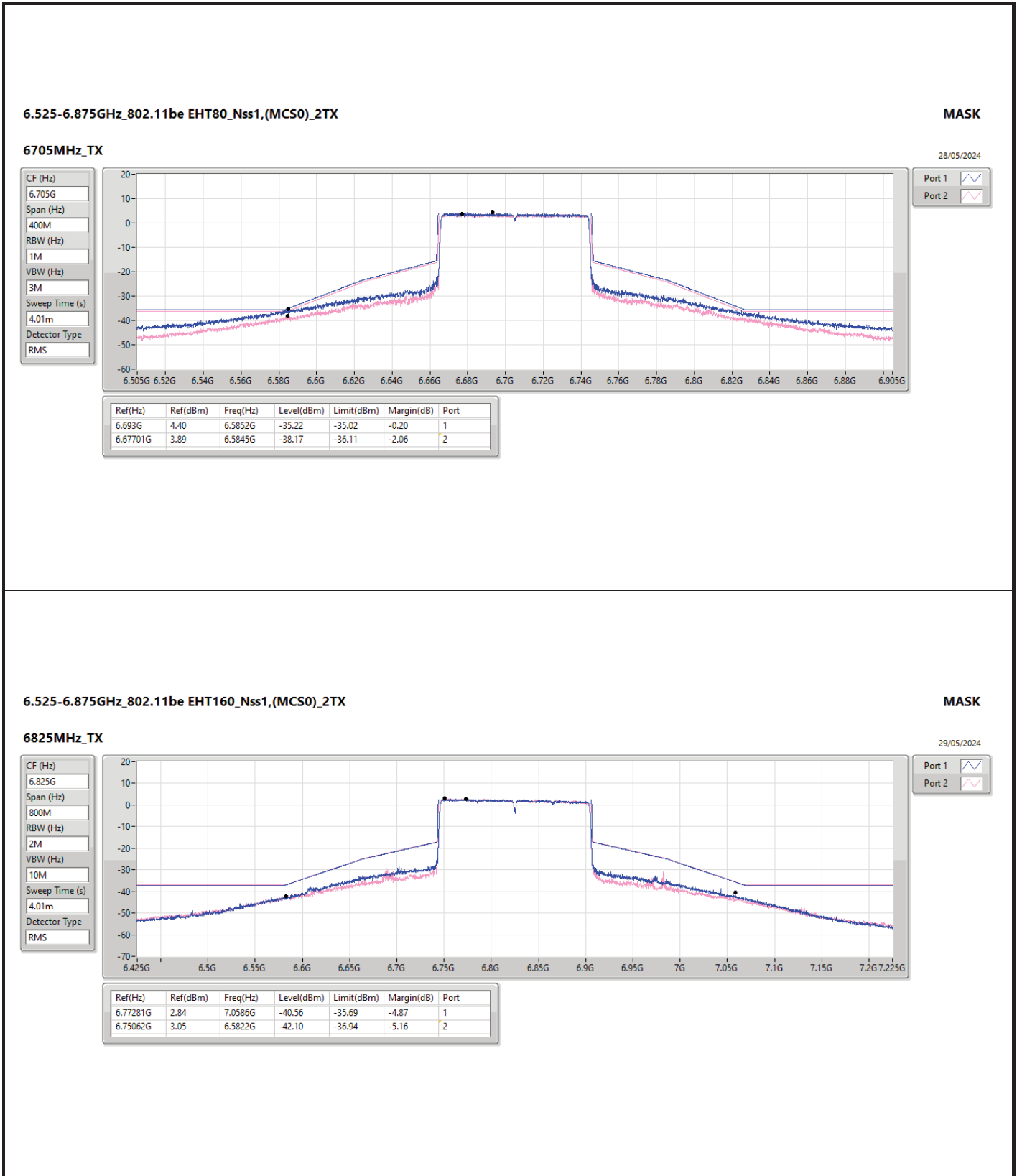
Ref(Hz)	Ref(dBm)	Freq(Hz)	Level(dBm)	Limit(dBm)	Margin(dB)	Port
6.16041G	3.16	6.4164G	-39.01	-35.14	-3.87	1
6.14041G	3.19	6.4358G	-40.51	-36.81	-3.70	2

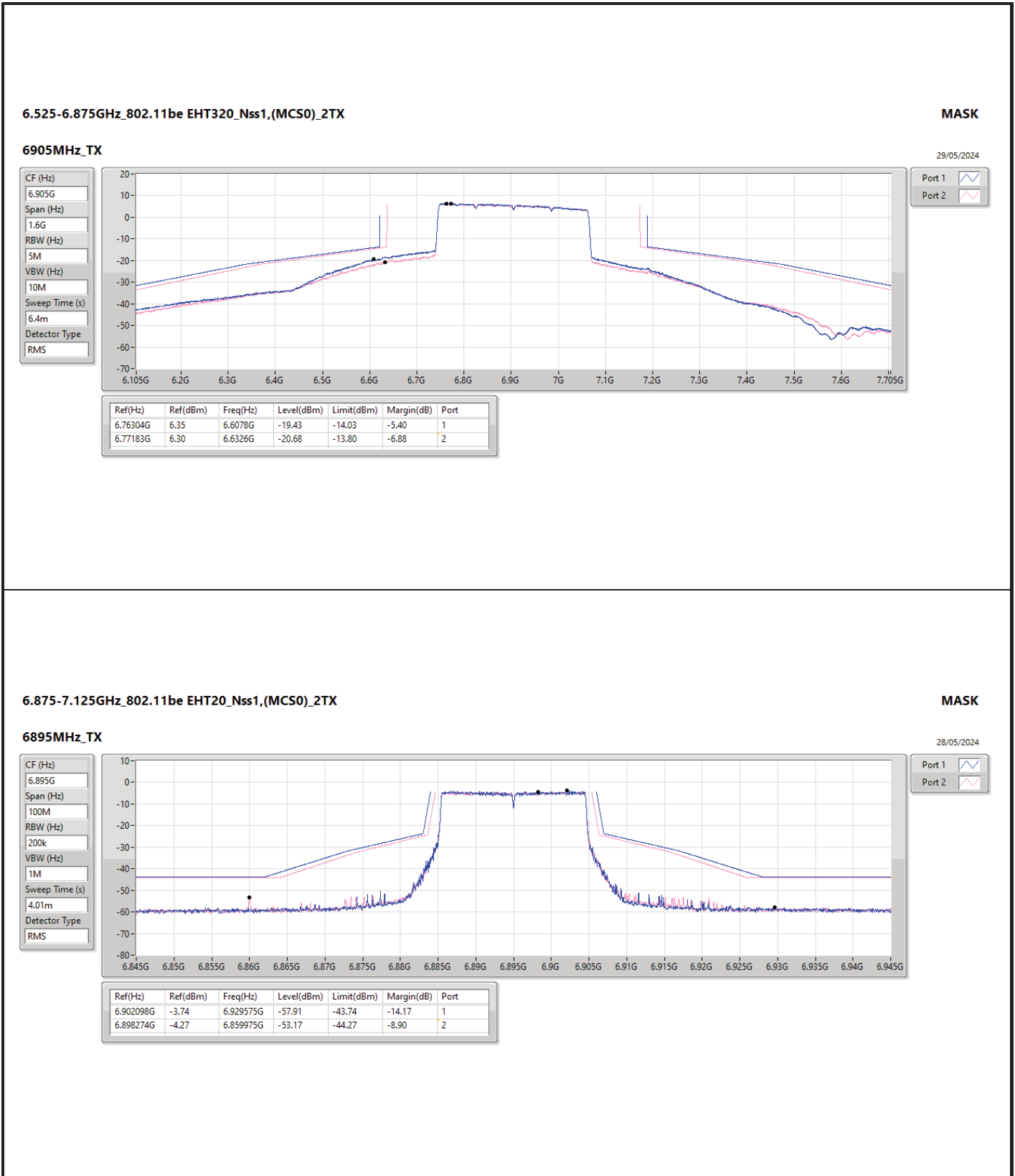


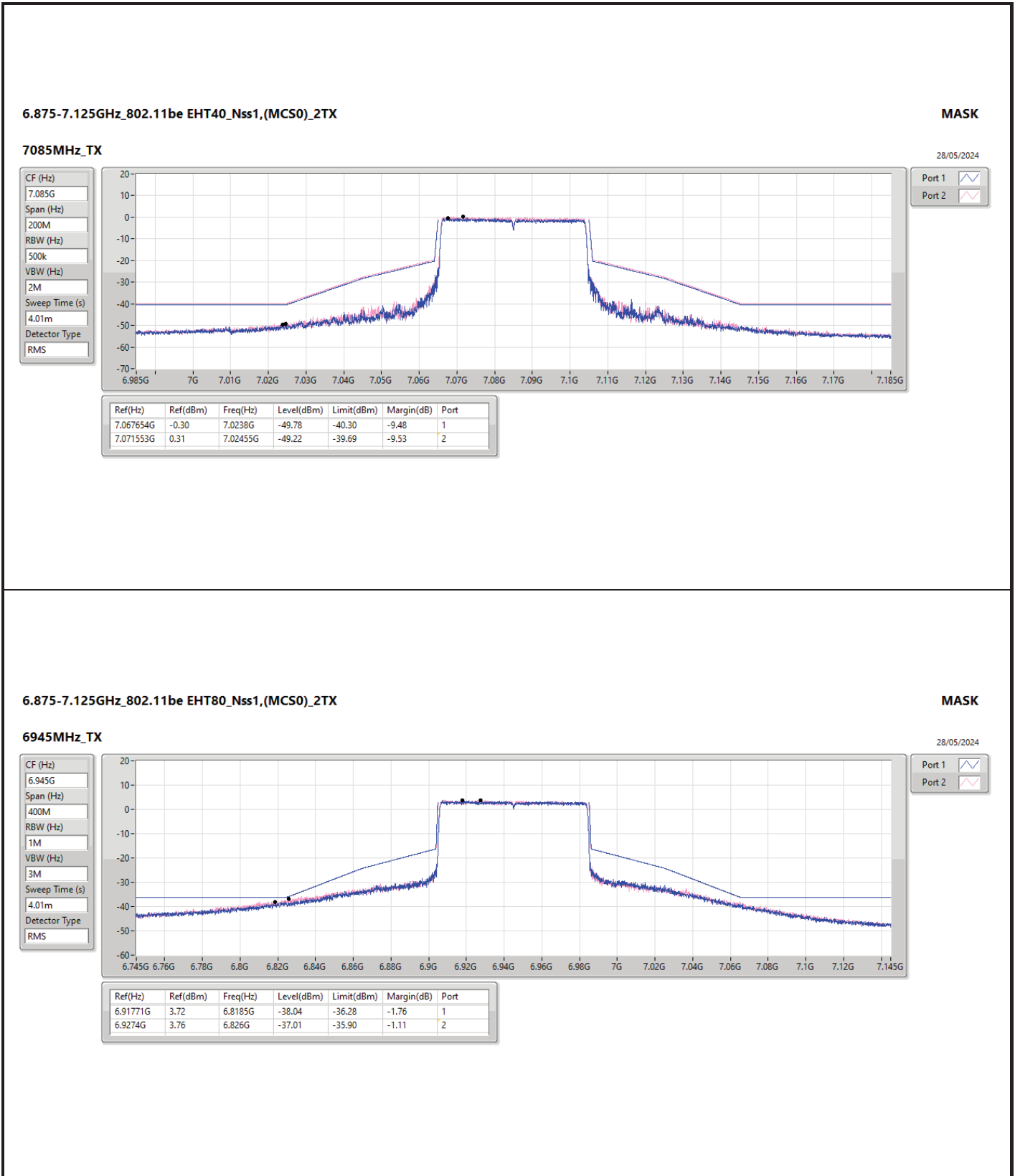


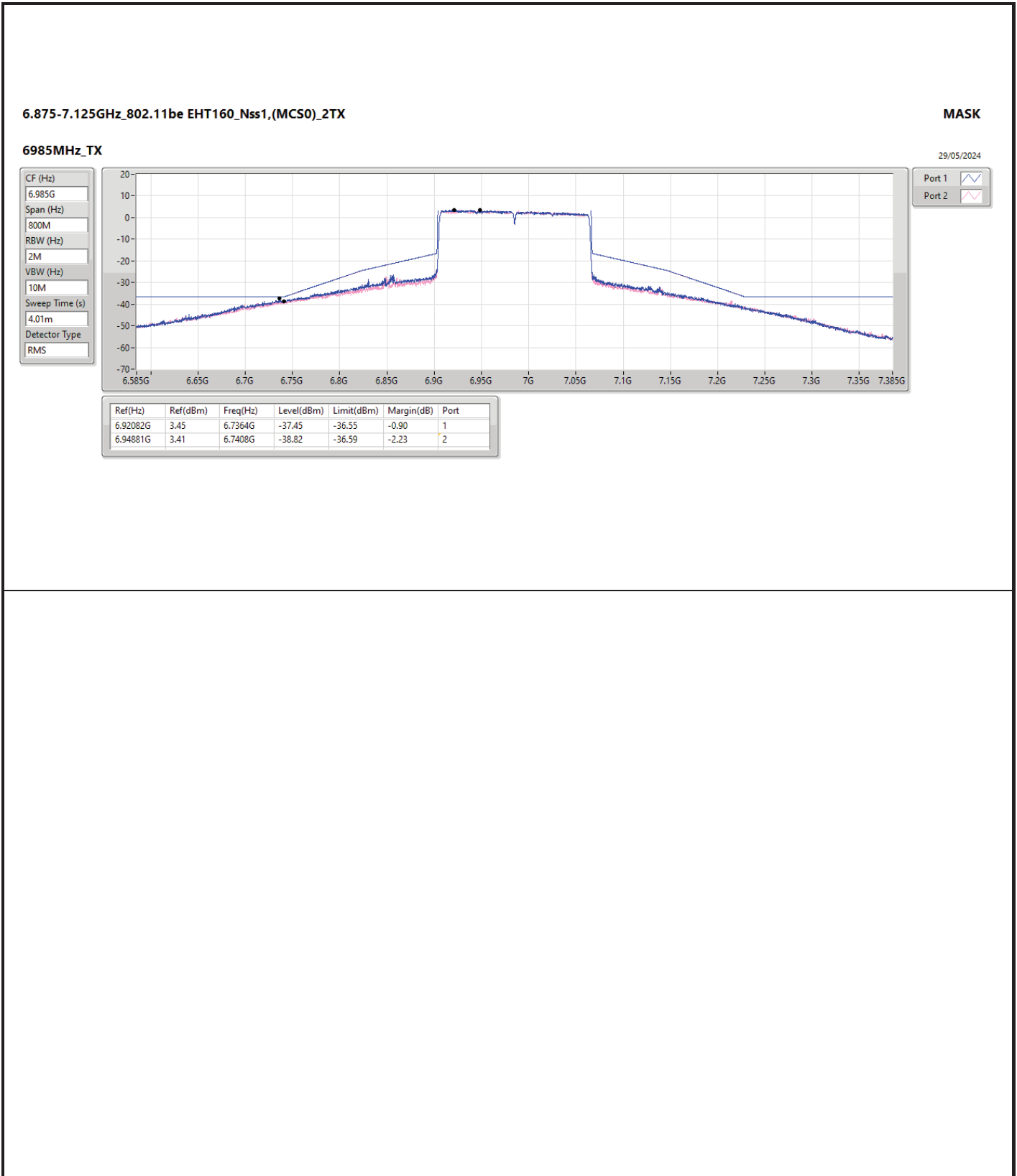














Summary

Mode	Result	Ref (Hz)	Ref (dBm)	Freq (Hz)	Level (dBm)	Limit (dBm)	Margin (dB)	Port
5.925-6.425GHz	-	-	-	-	-	-	-	-
802.11be EHT20-BF_Nss1,(MCS0)_2TX	Pass	5.963448G	-5.19	5.966425G	-38.62	-25.22	-13.40	1
802.11be EHT40-BF_Nss1,(MCS0)_2TX	Pass	6.192353G	-0.78	6.2272G	-34.03	-20.81	-13.22	2
802.11be EHT80-BF_Nss1,(MCS0)_2TX	Pass	6.3684G	0.67	6.3417G	-30.95	-19.36	-11.59	2
802.11be EHT160-BF_Nss1,(MCS0)_2TX	Pass	6.0184G	0.53	6.1714G	-31.66	-25.76	-5.90	1
802.11be EHT320-BF_Nss1,(MCS0)_2TX	Pass	6.13863G	1.61	6.777G	-47.32	-38.39	-8.93	1
6.425-6.525GHz	-	-	-	-	-	-	-	-
802.11be EHT20-BF_Nss1,(MCS0)_2TX	Pass	6.505977G	-4.79	6.55585G	-61.70	-44.79	-16.91	2
802.11be EHT40-BF_Nss1,(MCS0)_2TX	Pass	6.455897G	-1.33	6.4234G	-33.27	-21.34	-11.93	2
802.11be EHT80-BF_Nss1,(MCS0)_2TX	Pass	6.461G	0.77	6.5564G	-39.60	-29.54	-10.06	1
802.11be EHT160-BF_Nss1,(MCS0)_2TX	Pass	6.53279G	0.46	6.6516G	-31.87	-25.70	-6.17	1
802.11be EHT320-BF_Nss1,(MCS0)_2TX	Pass	6.56141G	0.91	6.7498G	-23.62	-19.08	-4.54	2
6.525-6.875GHz	-	-	-	-	-	-	-	-
802.11be EHT20-BF_Nss1,(MCS0)_2TX	Pass	6.867477G	-6.05	6.835225G	-61.55	-45.99	-15.56	1
802.11be EHT40-BF_Nss1,(MCS0)_2TX	Pass	6.697547G	-1.19	6.6501G	-33.81	-25.47	-8.34	1
802.11be EHT80-BF_Nss1,(MCS0)_2TX	Pass	6.66249G	-2.28	6.6679G	-31.39	-22.39	-9.00	1
802.11be EHT160-BF_Nss1,(MCS0)_2TX	Pass	6.77121G	-0.09	7.052G	-42.75	-37.29	-5.46	1
802.11be EHT320-BF_Nss1,(MCS0)_2TX	Pass	6.76304G	1.70	6.3454G	-47.18	-38.35	-8.83	2
6.875-7.125GHz	-	-	-	-	-	-	-	-
802.11be EHT20-BF_Nss1,(MCS0)_2TX	Pass	6.888877G	-6.55	6.85995G	-59.68	-46.59	-13.09	2
802.11be EHT40-BF_Nss1,(MCS0)_2TX	Pass	6.990854G	-1.58	6.9833G	-32.01	-19.78	-12.23	2
802.11be EHT80-BF_Nss1,(MCS0)_2TX	Pass	6.99611G	0.94	6.9382G	-36.27	-28.31	-7.96	1
802.11be EHT160-BF_Nss1,(MCS0)_2TX	Pass	6.93241G	0.91	6.8588G	-29.29	-22.69	-6.60	1



Result

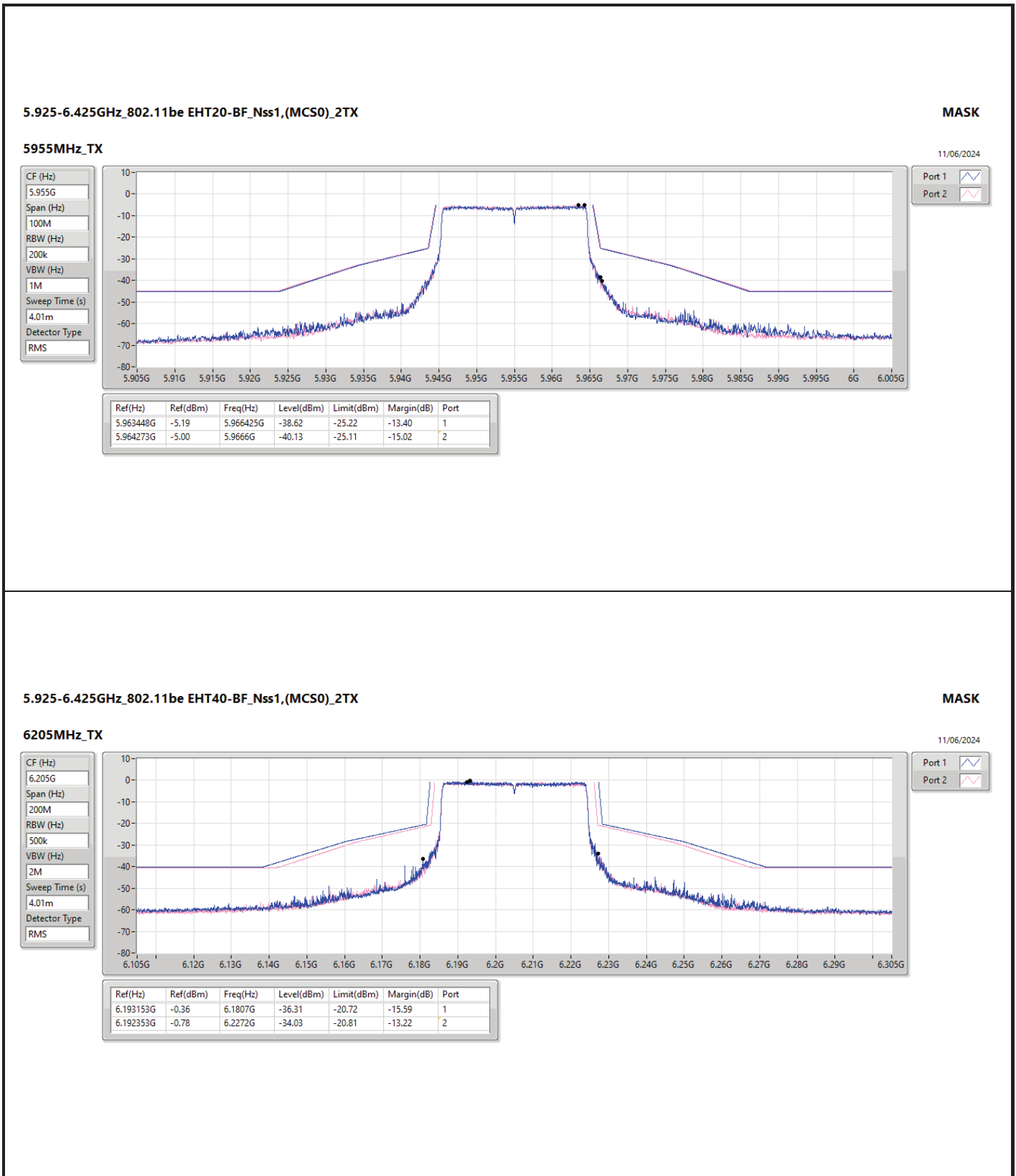
Mode	Result	Ref (Hz)	Ref (dBm)	Freq (Hz)	Level (dBm)	Limit (dBm)	Margin (dB)	Port
802.11be EHT20-BF_Nss1,(MCS0)_2TX	-	-	-	-	-	-	-	-
5955MHz	Pass	5.963448G	-5.19	5.966425G	-38.62	-25.22	-13.40	1
5955MHz	Pass	5.964273G	-5.00	5.9666G	-40.13	-25.11	-15.02	2
6195MHz	Pass	6.202848G	-0.57	6.15375G	-60.68	-40.57	-20.11	1
6195MHz	Pass	6.203123G	-0.63	6.146075G	-61.18	-40.63	-20.55	2
6415MHz	Pass	6.407902G	-3.67	6.3664G	-63.23	-43.67	-19.56	1
6415MHz	Pass	6.406302G	-4.21	6.37645G	-59.38	-44.21	-15.17	2
6435MHz	Pass	6.441923G	-3.63	6.386025G	-63.59	-43.54	-20.05	1
6435MHz	Pass	6.442348G	-3.86	6.472125G	-59.37	-42.18	-17.19	2
6475MHz	Pass	6.482223G	-2.89	6.524725G	-62.17	-39.82	-22.35	1
6475MHz	Pass	6.479449G	-3.10	6.42645G	-61.61	-43.10	-18.51	2
6515MHz	Pass	6.508777G	-4.07	6.465G	-63.34	-44.07	-19.27	1
6515MHz	Pass	6.505977G	-4.79	6.55585G	-61.70	-44.79	-16.91	2
6535MHz	Pass	6.540249G	-4.03	6.485775G	-64.06	-44.08	-19.98	1
6535MHz	Pass	6.544098G	-4.27	6.5696G	-60.98	-44.10	-16.88	2
6695MHz	Pass	6.686927G	-3.36	6.645325G	-62.55	-41.56	-20.99	1
6695MHz	Pass	6.686127G	-3.57	6.649225G	-62.33	-43.63	-18.70	2
6875MHz	Pass	6.867477G	-6.05	6.835225G	-61.55	-45.99	-15.56	1
6875MHz	Pass	6.867427G	-6.36	6.84085G	-63.81	-46.41	-17.40	2
6895MHz	Pass	6.888602G	-6.29	6.882775G	-43.85	-26.36	-17.49	1
6895MHz	Pass	6.888877G	-6.55	6.85995G	-59.68	-46.59	-13.09	2
6995MHz	Pass	6.986327G	-4.54	6.958275G	-62.32	-44.60	-17.72	1
6995MHz	Pass	6.986177G	-4.65	6.96195G	-61.64	-44.45	-17.19	2
7095MHz	Pass	7.097374G	-2.32	7.045175G	-62.07	-36.94	-25.13	1
7095MHz	Pass	7.091401G	-2.84	7.0509G	-62.05	-42.84	-19.21	2
7115MHz	Pass	7.123298G	-6.41	7.127175G	-43.71	-26.57	-17.14	1
7115MHz	Pass	7.123573G	-6.79	7.1028G	-43.51	-26.53	-16.98	2
802.11be EHT40-BF_Nss1,(MCS0)_2TX	-	-	-	-	-	-	-	-
5965MHz	Pass	5.983545G	-0.40	6.04125G	-57.19	-40.40	-16.79	1
5965MHz	Pass	5.983145G	-0.39	6.03675G	-58.72	-40.39	-18.33	2
6205MHz	Pass	6.193153G	-0.36	6.1807G	-36.31	-20.72	-15.59	1
6205MHz	Pass	6.192353G	-0.78	6.2272G	-34.03	-20.81	-13.22	2
6405MHz	Pass	6.397102G	0.48	6.48275G	-54.85	-39.52	-15.33	1
6405MHz	Pass	6.388354G	0.15	6.47795G	-55.84	-39.38	-16.46	2
6445MHz	Pass	6.457897G	-0.72	6.423G	-33.44	-20.76	-12.68	1
6445MHz	Pass	6.455897G	-1.33	6.4234G	-33.27	-21.34	-11.93	2
6485MHz	Pass	6.501246G	-0.00	6.5601G	-54.43	-40.00	-14.43	1
6485MHz	Pass	6.471603G	-0.14	6.4173G	-53.82	-38.90	-14.92	2
6525MHz	Pass	6.537597G	-0.81	6.50245G	-33.67	-20.85	-12.82	1
6525MHz	Pass	6.543095G	-1.58	6.5024G	-34.09	-21.84	-12.25	2
6565MHz	Pass	6.547254G	-1.77	6.49815G	-57.81	-41.77	-16.04	1
6565MHz	Pass	6.547154G	-2.54	6.5864G	-33.42	-22.44	-10.98	2
6685MHz	Pass	6.697547G	-1.19	6.6501G	-33.81	-25.47	-8.34	1
6685MHz	Pass	6.667454G	-1.42	6.7246G	-38.69	-27.34	-11.35	2
6885MHz	Pass	6.891848G	-1.00	6.907G	-33.39	-21.06	-12.33	1
6885MHz	Pass	6.898047G	-1.24	6.81985G	-53.45	-40.08	-13.37	2
6925MHz	Pass	6.922551G	-0.32	6.8511G	-55.38	-40.23	-15.15	1
6925MHz	Pass	6.940296G	0.23	6.9916G	-55.11	-39.38	-15.73	2
7005MHz	Pass	7.023095G	-1.86	6.93305G	-55.74	-41.86	-13.88	1
7005MHz	Pass	6.990854G	-1.58	6.9833G	-32.01	-19.78	-12.23	2
7085MHz	Pass	7.070604G	-2.14	7.01255G	-56.77	-42.14	-14.63	1
7085MHz	Pass	7.066405G	-2.34	7.06265G	-35.30	-22.39	-12.91	2
802.11be EHT80-BF_Nss1,(MCS0)_2TX	-	-	-	-	-	-	-	-
5985MHz	Pass	6.02139G	0.33	6.0281G	-31.82	-19.71	-12.11	1
5985MHz	Pass	6.00589G	0.61	6.1196G	-54.01	-39.39	-14.62	2

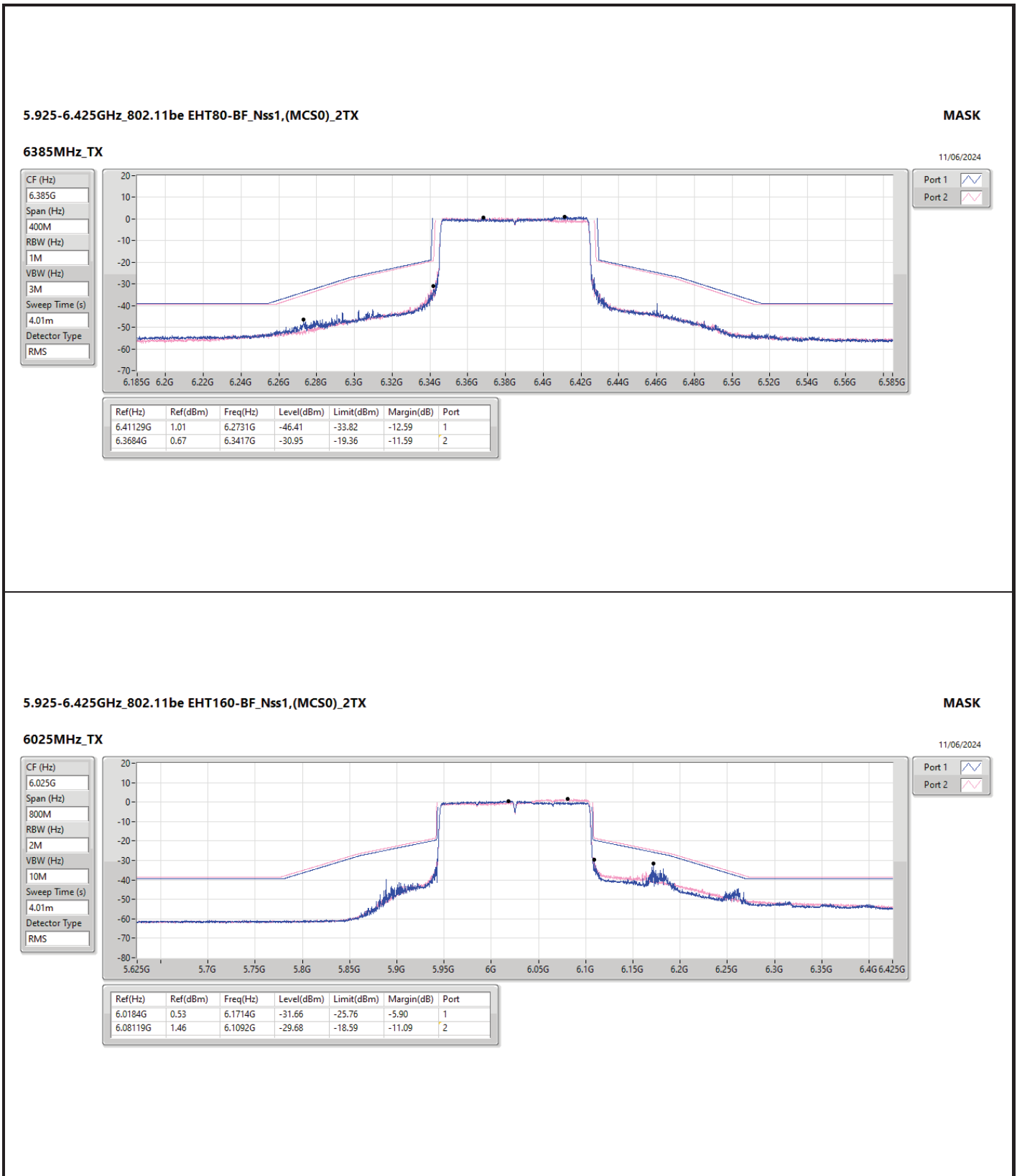


Mask_Beamforming_Radio 2

Appendix E.2

Mode	Result	Ref (Hz)	Ref (dBm)	Freq (Hz)	Level (dBm)	Limit (dBm)	Margin (dB)	Port
6225MHz	Pass	6.25679G	0.92	6.0705G	-52.87	-39.08	-13.79	1
6225MHz	Pass	6.19041G	0.93	6.2681G	-32.16	-19.11	-13.05	2
6385MHz	Pass	6.41129G	1.01	6.2731G	-46.41	-33.82	-12.59	1
6385MHz	Pass	6.3684G	0.67	6.3417G	-30.95	-19.36	-11.59	2
6465MHz	Pass	6.461G	0.77	6.5564G	-39.60	-29.54	-10.06	1
6465MHz	Pass	6.43471G	0.51	6.6005G	-52.87	-39.49	-13.38	2
6545MHz	Pass	6.5287G	0.57	6.4981G	-32.20	-19.89	-12.31	1
6545MHz	Pass	6.5572G	0.51	6.5874G	-31.25	-19.52	-11.73	2
6625MHz	Pass	6.66249G	-2.28	6.6679G	-31.39	-22.39	-9.00	1
6625MHz	Pass	6.6284G	-2.19	6.67G	-33.60	-22.47	-11.13	2
6705MHz	Pass	6.72859G	-1.57	6.6139G	-40.00	-30.73	-9.27	1
6705MHz	Pass	6.73369G	-1.27	6.7921G	-39.38	-28.90	-10.48	2
6785MHz	Pass	6.74941G	0.31	6.6899G	-43.27	-29.37	-13.90	1
6785MHz	Pass	6.75861G	0.14	6.741G	-34.07	-19.90	-14.17	2
6865MHz	Pass	6.8679G	-0.50	6.8229G	-31.89	-20.54	-11.35	1
6865MHz	Pass	6.83051G	0.38	6.7402G	-50.58	-38.71	-11.87	2
6945MHz	Pass	6.9288G	0.13	6.7876G	-53.68	-39.87	-13.81	1
6945MHz	Pass	6.9462G	0.49	6.988G	-31.00	-19.66	-11.34	2
7025MHz	Pass	6.99611G	0.94	6.9382G	-36.27	-28.31	-7.96	1
7025MHz	Pass	6.98851G	0.49	6.8989G	-50.56	-38.87	-11.69	2
802.11be EHT160-BF_Nss1,(MCS0)_2TX	-	-	-	-	-	-	-	-
6025MHz	Pass	6.0184G	0.53	6.1714G	-31.66	-25.76	-5.90	1
6025MHz	Pass	6.08119G	1.46	6.1092G	-29.68	-18.59	-11.09	2
6185MHz	Pass	6.14021G	0.75	6.4324G	-47.09	-39.24	-7.85	1
6185MHz	Pass	6.21659G	0.87	6.4284G	-50.08	-38.53	-11.55	2
6345MHz	Pass	6.27142G	0.96	6.1304G	-40.64	-34.09	-6.55	1
6345MHz	Pass	6.3594G	0.25	6.0946G	-49.07	-39.69	-9.38	2
6505MHz	Pass	6.53279G	0.46	6.6516G	-31.87	-25.70	-6.17	1
6505MHz	Pass	6.55679G	0.35	6.7416G	-48.56	-38.25	-10.31	2
6665MHz	Pass	6.6502G	0.21	6.5206G	-33.13	-25.66	-7.47	1
6665MHz	Pass	6.6604G	-0.15	6.7476G	-30.03	-20.17	-9.86	2
6825MHz	Pass	6.77121G	-0.09	7.052G	-42.75	-37.29	-5.46	1
6825MHz	Pass	6.74942G	0.03	7.0606G	-45.50	-38.24	-7.26	2
6985MHz	Pass	6.93241G	0.91	6.8588G	-29.29	-22.69	-6.60	1
6985MHz	Pass	6.94901G	0.95	6.644G	-50.30	-39.05	-11.25	2
802.11be EHT320-BF_Nss1,(MCS0)_2TX	-	-	-	-	-	-	-	-
6105MHz	Pass	6.1158G	1.66	6.7042G	-48.86	-38.34	-10.52	1
6105MHz	Pass	6.07141G	1.42	6.6058G	-47.71	-38.51	-9.20	2
6265MHz	Pass	6.13863G	1.61	6.777G	-47.32	-38.39	-8.93	1
6265MHz	Pass	6.15583G	1.50	6.9374G	-50.27	-38.47	-11.80	2
6425MHz	Pass	6.27304G	1.80	6.9686G	-47.67	-38.23	-9.44	1
6425MHz	Pass	6.53377G	1.07	5.9398G	-47.21	-37.79	-9.42	2
6585MHz	Pass	6.65298G	0.82	6.0358G	-47.20	-39.24	-7.96	1
6585MHz	Pass	6.56141G	0.91	6.7498G	-23.62	-19.08	-4.54	2
6745MHz	Pass	6.65262G	0.98	6.039G	-50.30	-38.81	-11.49	1
6745MHz	Pass	6.71301G	1.00	6.0786G	-50.69	-39.00	-11.69	2
6905MHz	Pass	6.77823G	1.44	6.107G	-50.22	-30.94	-19.28	1
6905MHz	Pass	6.76304G	1.70	6.3454G	-47.18	-38.35	-8.83	2







5.925-6.425GHz_802.11be EHT320-BF_Nss1,(MCS0)_2TX

MASK

6265MHz_TX

11/06/2024

CF (Hz)
6.265G

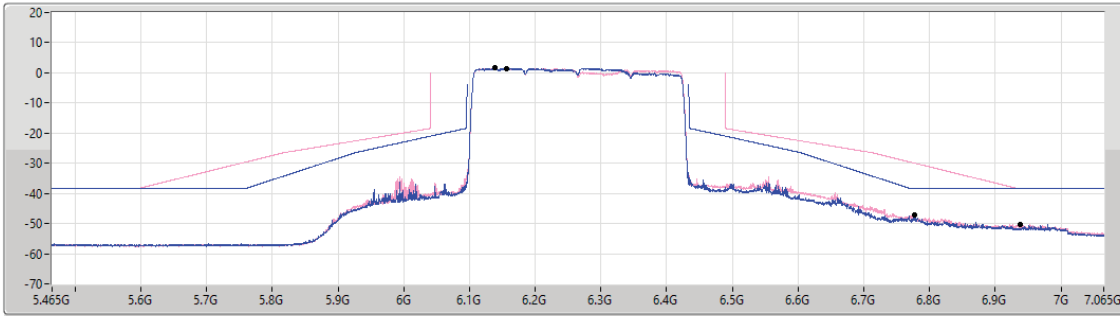
Span (Hz)
1.6G

RBW (Hz)
5M

VBW (Hz)
10M

Sweep Time (s)
4.01m

Detector Type
RMS



Port 1

Port 2

Ref(Hz)	Ref(dBm)	Freq(Hz)	Level(dBm)	Limit(dBm)	Margin(dB)	Port
6.13863G	1.61	6.777G	-47.32	-38.39	-8.93	1
6.15583G	1.50	6.9374G	-50.27	-38.47	-11.80	2

6.425-6.525GHz_802.11be EHT20-BF_Nss1,(MCS0)_2TX

MASK

6515MHz_TX

11/06/2024

CF (Hz)
6.515G

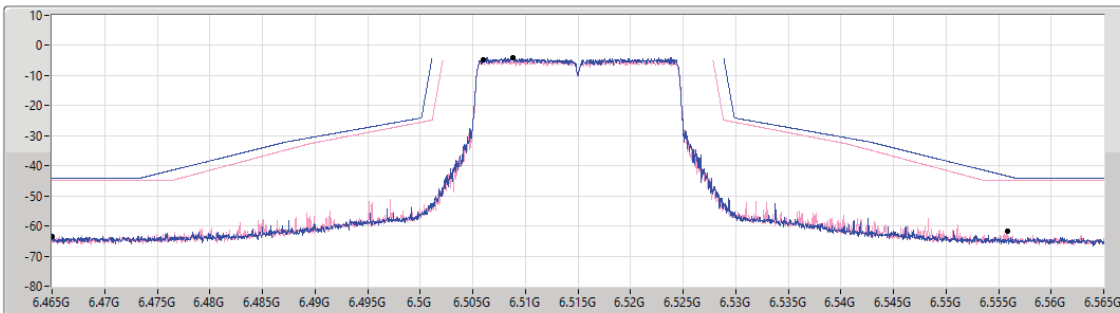
Span (Hz)
100M

RBW (Hz)
300k

VBW (Hz)
1M

Sweep Time (s)
4.01m

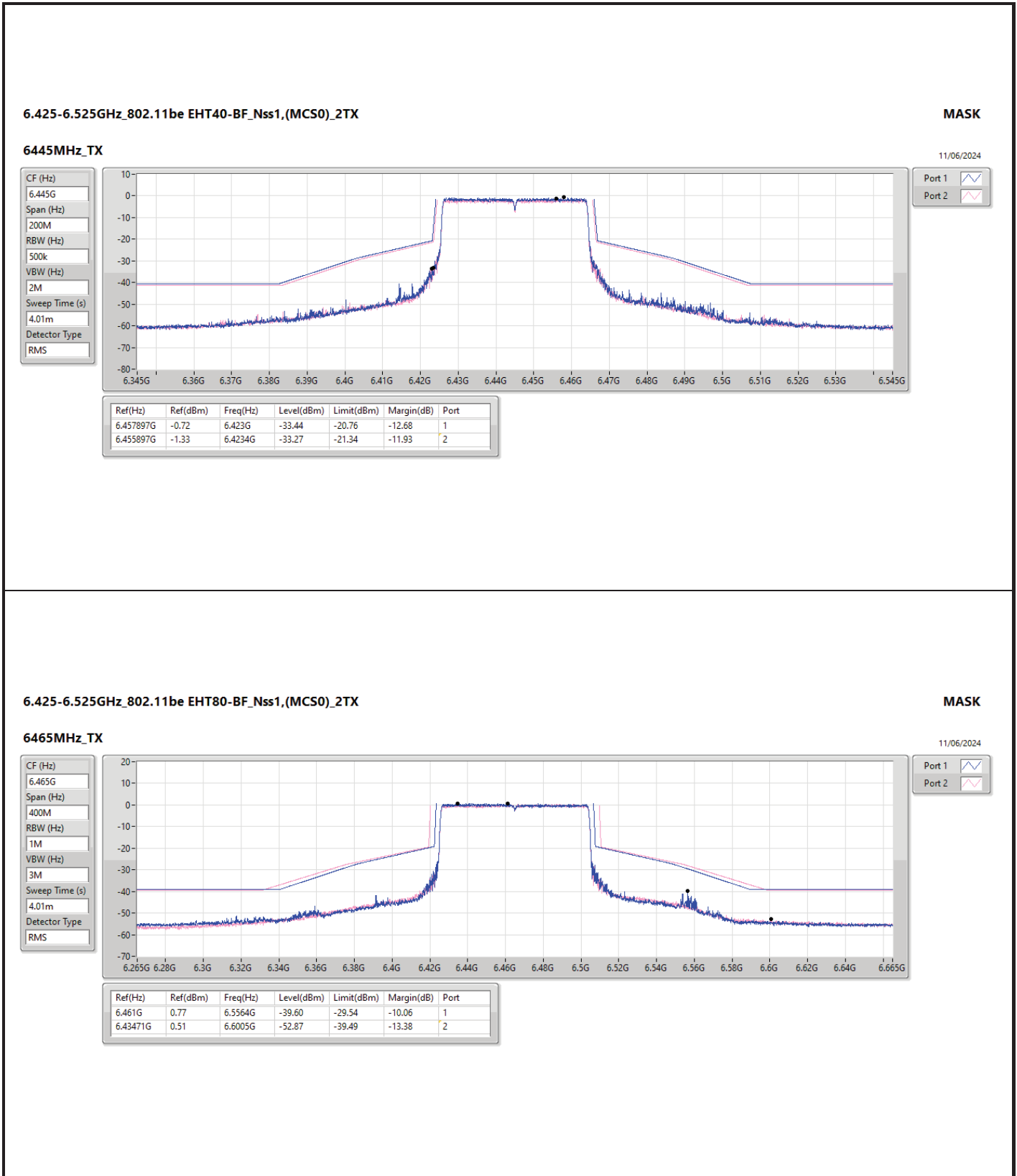
Detector Type
RMS

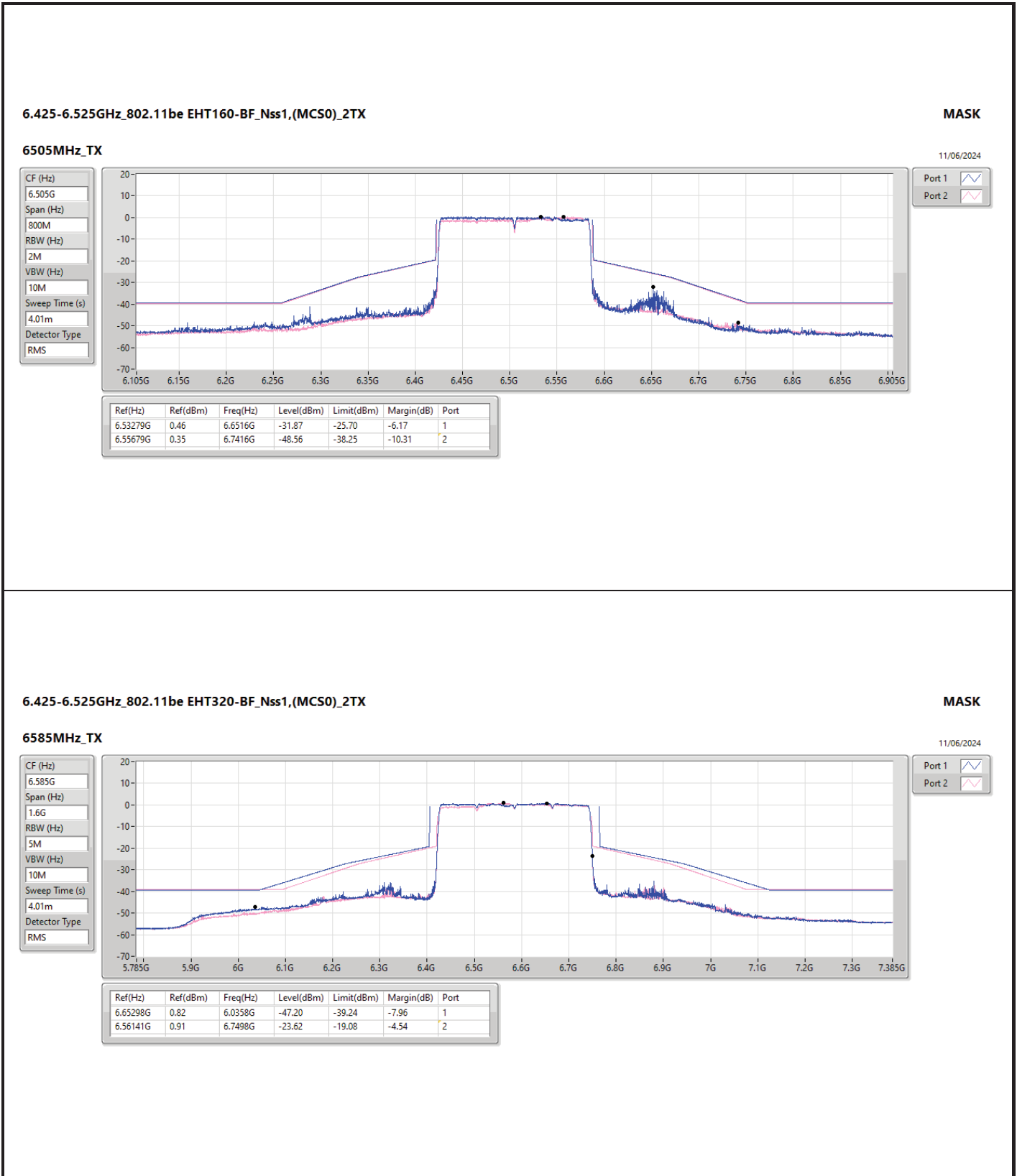


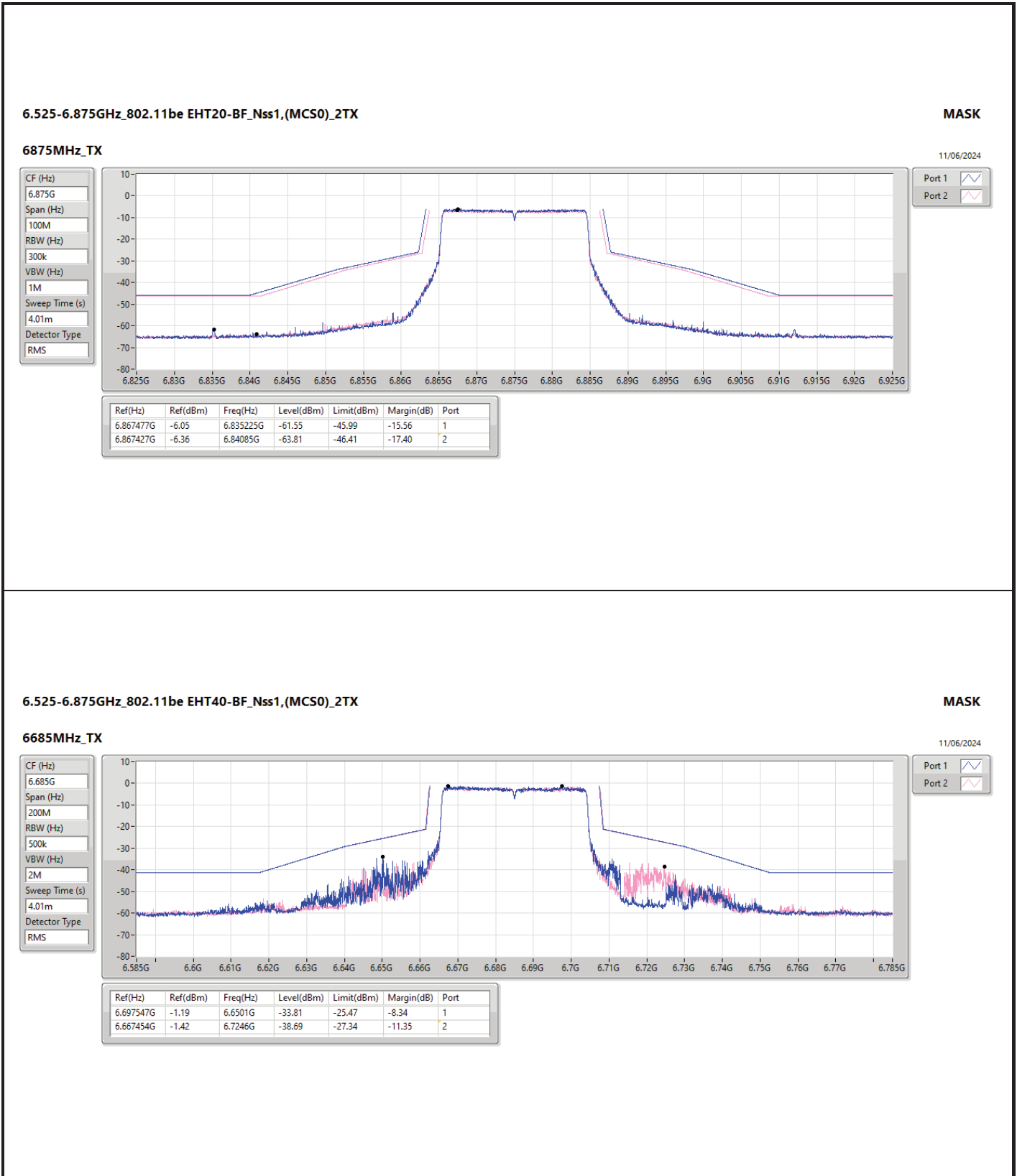
Port 1

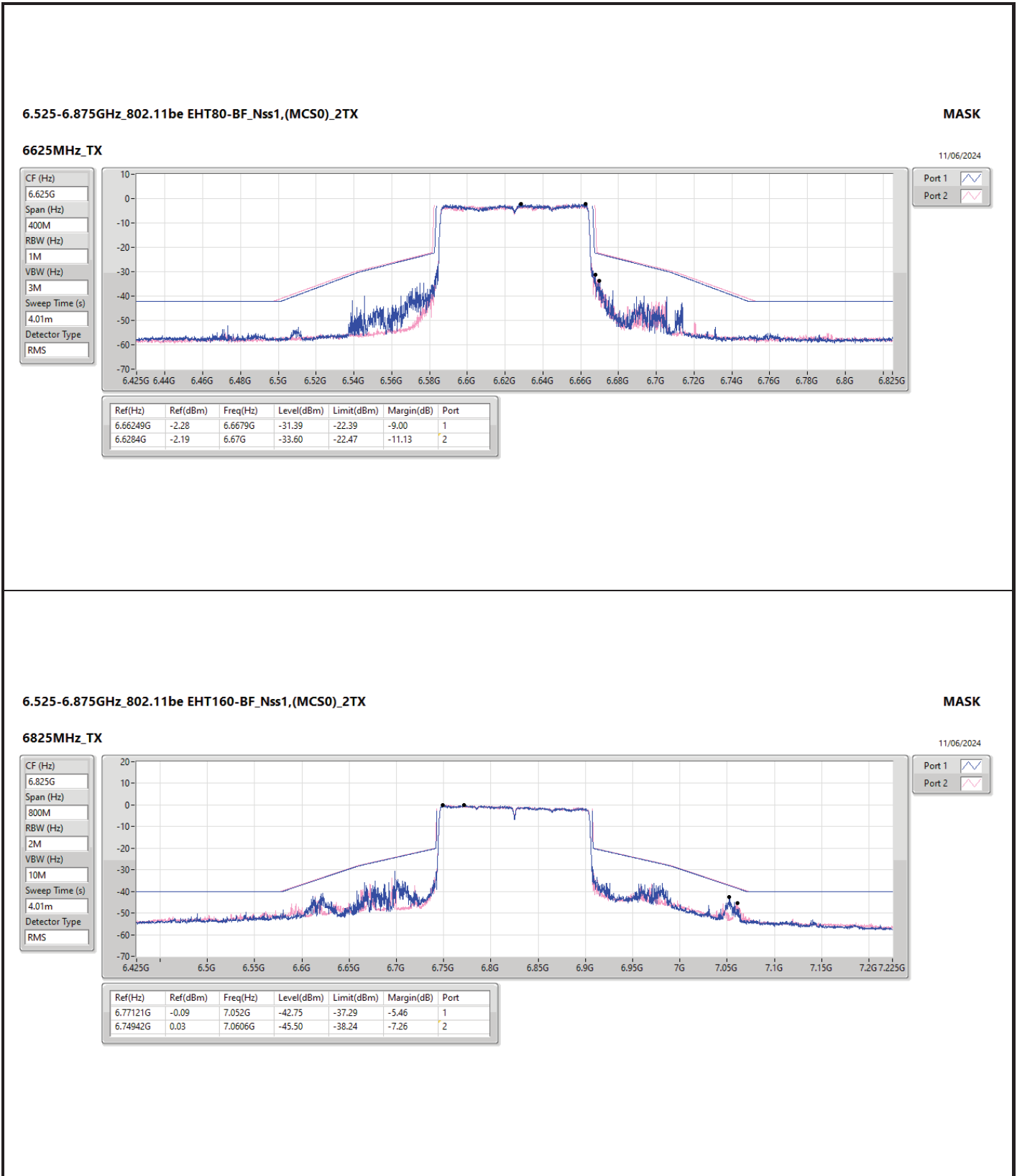
Port 2

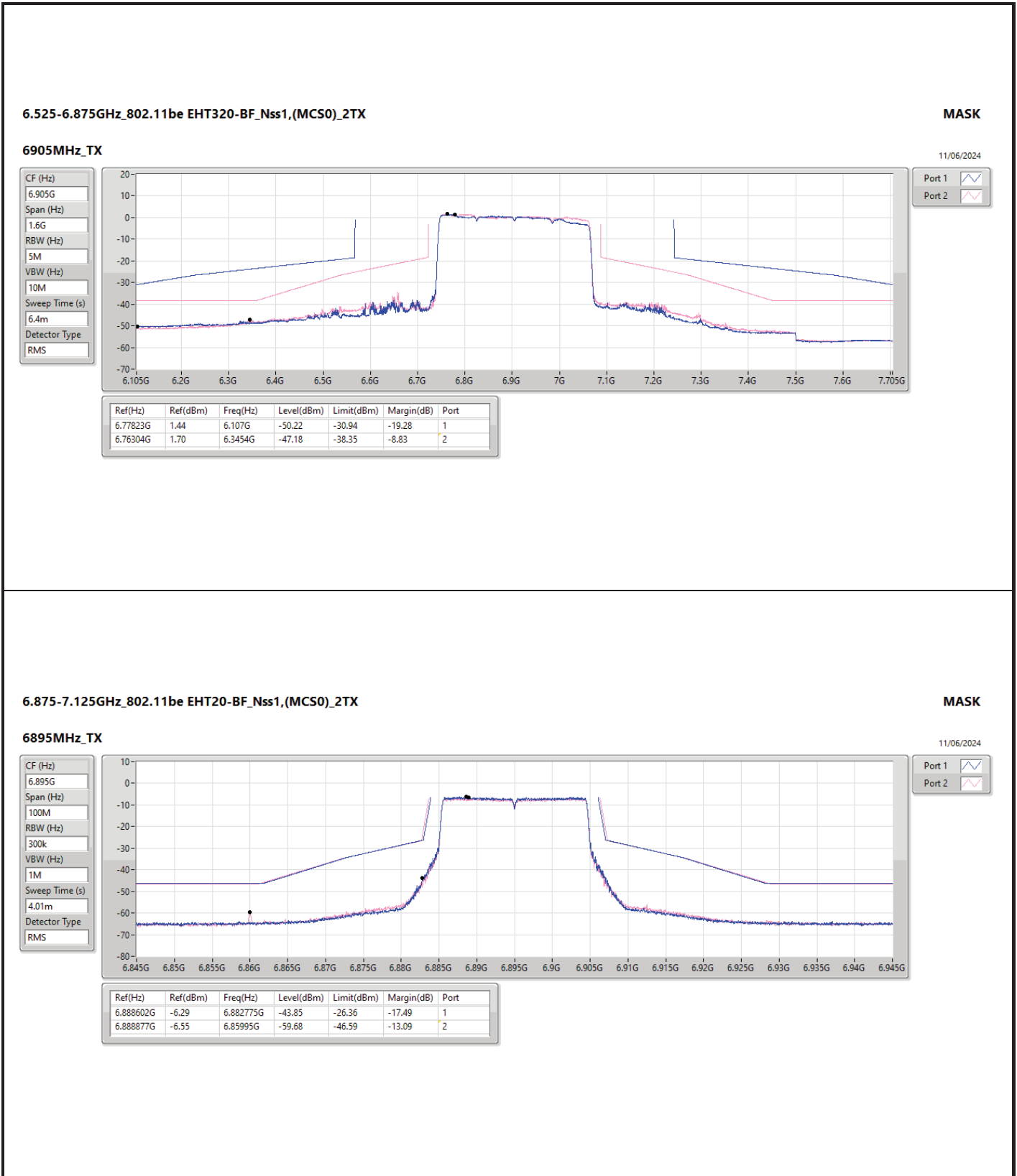
Ref(Hz)	Ref(dBm)	Freq(Hz)	Level(dBm)	Limit(dBm)	Margin(dB)	Port
6.508777G	-4.07	6.465G	-63.34	-44.07	-19.27	1
6.505977G	-4.79	6.55585G	-61.70	-44.79	-16.91	2

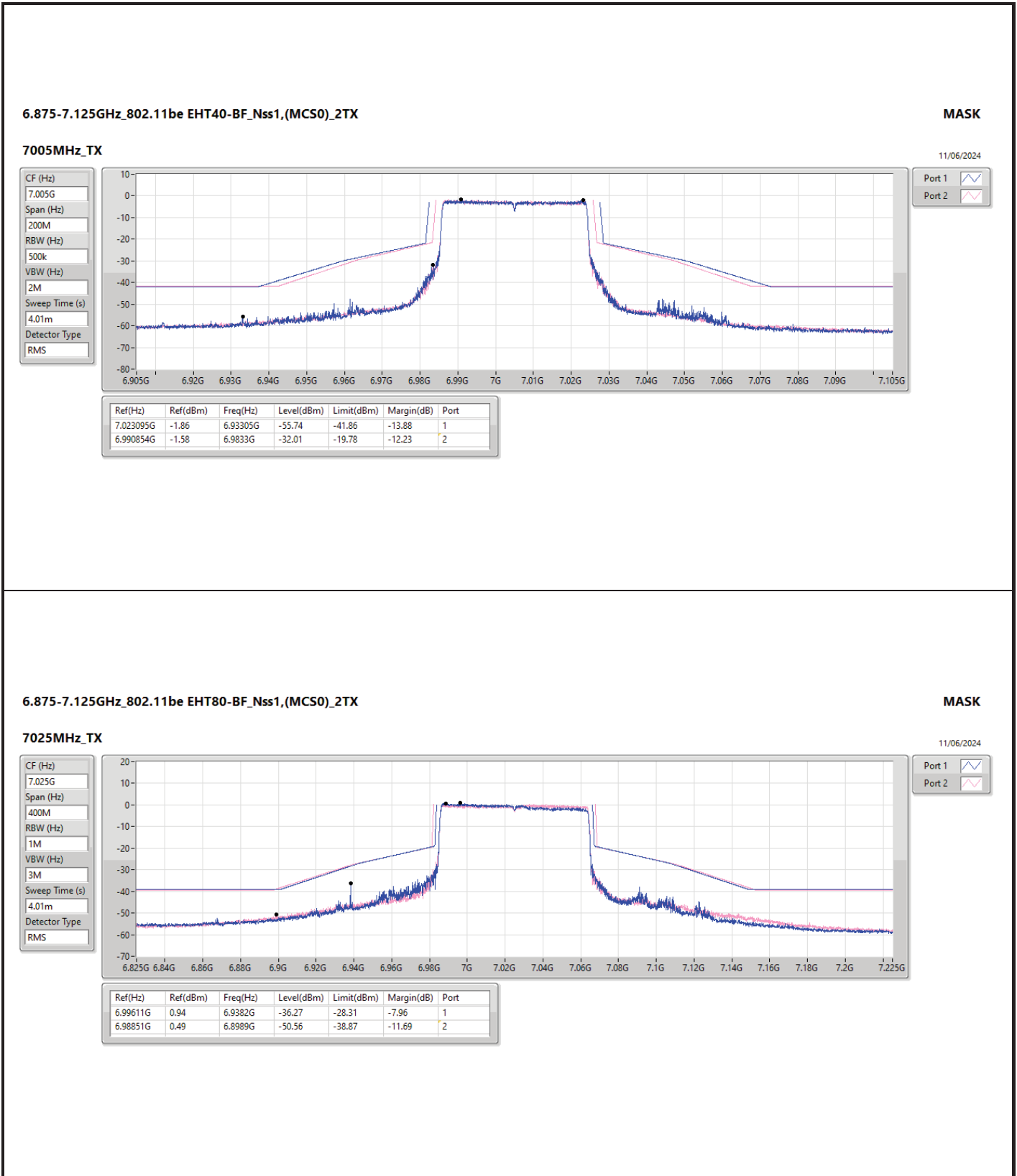


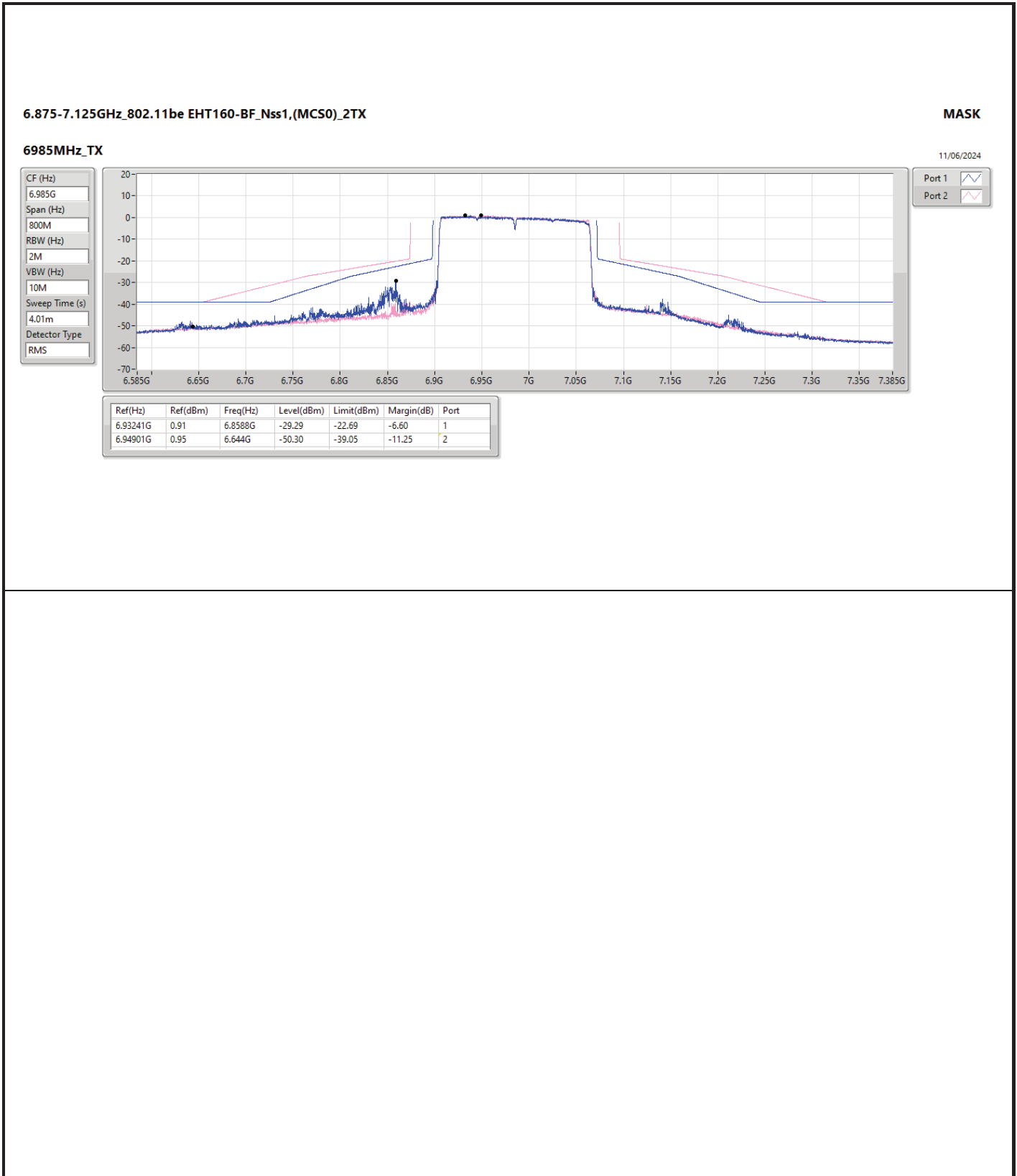














Summary

Mode	Result	Type	Freq (Hz)	Level (dBuV/m)	Limit (dBuV/m)	Margin (dB)	Dist (m)	Condition	Azimuth (°)	Height (m)
5.925-6.425GHz	-	-	-	-	-	-	-	-	-	-
802.11be EHT320_Nss1,(MCS0)_2TX	Pass	PK	159.98M	36.13	43.50	-7.37	3	Horizontal	360	1.00



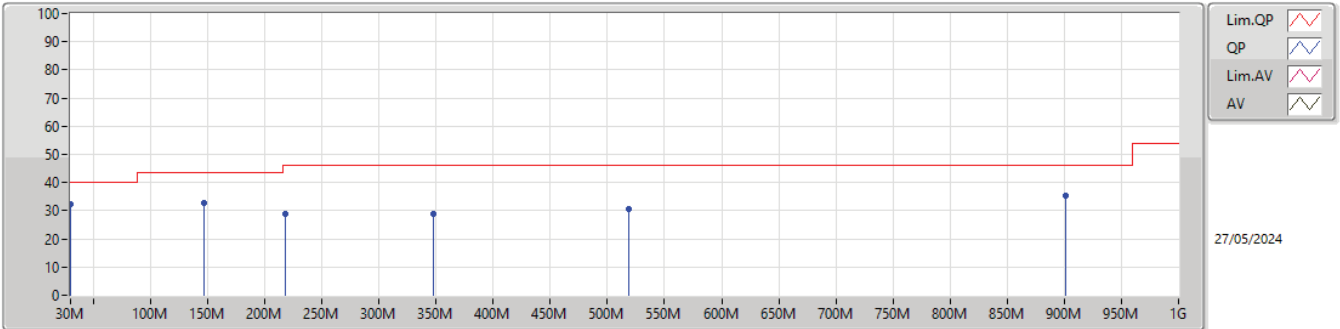
Result

Mode	Result	Type	Freq (Hz)	Level (dBuV/m)	Limit (dBuV/m)	Margin (dB)	Dist (m)	Condition	Azimuth (°)	Height (m)
802.11be EHT320_Nss1,(MCS0)_2TX	-	-	-	-	-	-	-	-	-	-
6105MHz	Pass	PK	30M	32.12	40.00	-7.88	3	Vertical	0	1.00
6105MHz	Pass	PK	146.4M	32.61	43.50	-10.89	3	Vertical	0	1.00
6105MHz	Pass	PK	218.18M	28.90	46.00	-17.10	3	Vertical	0	1.00
6105MHz	Pass	PK	348.16M	28.74	46.00	-17.26	3	Vertical	0	1.00
6105MHz	Pass	PK	518.88M	30.39	46.00	-15.61	3	Vertical	0	1.00
6105MHz	Pass	PK	901.06M	35.21	46.00	-10.79	3	Vertical	0	1.00
6105MHz	Pass	PK	30M	25.03	40.00	-14.97	3	Horizontal	360	1.00
6105MHz	Pass	PK	115.36M	26.08	43.50	-17.42	3	Horizontal	360	1.00
6105MHz	Pass	PK	159.98M	36.13	43.50	-7.37	3	Horizontal	360	1.00
6105MHz	Pass	PK	224M	37.97	46.00	-8.03	3	Horizontal	360	1.00
6105MHz	Pass	PK	348.16M	35.93	46.00	-10.07	3	Horizontal	360	1.00
6105MHz	Pass	PK	901.06M	33.84	46.00	-12.16	3	Horizontal	360	1.00



5.925-6.425GHz_802.11be EHT320_Nss1,(MCS0)_2TX

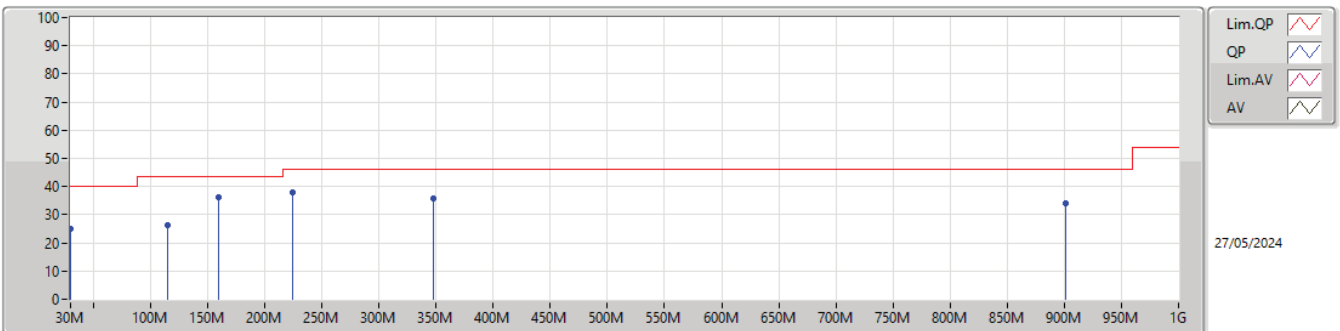
6105MHz_Adapter



Type	Freq (Hz)	Level (dBuV/m)	Limit (dBuV/m)	Margin (dB)	Factor (dB)	Dist (m)	Condition	Azimuth (°)	Height (m)	Raw (dBuV)	AF (dB)	CL (dB)	PA (dB)
PK	30M	32.12	40.00	-7.88	-3.60	3	Vertical	0	1.00	35.72	23.36	0.42	27.38
PK	146.4M	32.61	43.50	-10.89	-10.34	3	Vertical	0	1.00	42.95	15.83	0.90	27.07
PK	218.18M	28.90	46.00	-17.10	-11.59	3	Vertical	0	1.00	40.49	14.08	1.09	26.76
PK	348.16M	28.74	46.00	-17.26	-6.39	3	Vertical	0	1.00	35.13	19.25	1.38	27.02
PK	518.88M	30.39	46.00	-15.61	-3.92	3	Vertical	0	1.00	34.31	22.59	1.68	28.19
PK	901.06M	35.21	46.00	-10.79	-0.02	3	Vertical	0	1.00	35.23	25.70	2.20	27.92

5.925-6.425GHz_802.11be EHT320_Nss1,(MCS0)_2TX

6105MHz_Adapter



Type	Freq (Hz)	Level (dBuV/m)	Limit (dBuV/m)	Margin (dB)	Factor (dB)	Dist (m)	Condition	Azimuth (°)	Height (m)	Raw (dBuV)	AF (dB)	CL (dB)	PA (dB)
PK	30M	25.03	40.00	-14.97	-3.60	3	Horizontal	360	1.00	28.63	23.36	0.42	27.38
PK	115.36M	26.08	43.50	-17.42	-9.46	3	Horizontal	360	1.00	35.54	16.94	0.80	27.20
PK	159.98M	36.13	43.50	-7.37	-10.91	3	Horizontal	360	1.00	47.04	15.18	0.93	27.02
PK	224M	37.97	46.00	-8.03	-11.08	3	Horizontal	360	1.00	49.05	14.56	1.10	26.74
PK	348.16M	35.93	46.00	-10.07	-6.39	3	Horizontal	360	1.00	42.32	19.25	1.38	27.02
PK	901.06M	33.84	46.00	-12.16	-0.02	3	Horizontal	360	1.00	33.86	25.70	2.20	27.92



Summary

Mode	Result	Type	Freq (Hz)	Level (dBuV/m)	Limit (dBuV/m)	Margin (dB)	Dist (m)	Condition	Azimuth (°)	Height (m)
5.925-6.425GHz	-	-	-	-	-	-	-	-	-	-
802.11be EHT20_Nss1,(MCS0)_2TX	Pass	AV	11.91108G	38.70	54.00	-15.30	3	Vertical	257	1.50
802.11be EHT40_Nss1,(MCS0)_2TX	Pass	PK	5.9176G	75.87	88.20	-12.33	3	Horizontal	192	2.92
802.11be EHT80_Nss1,(MCS0)_2TX	Pass	AV	5.915G	59.68	68.20	-8.52	3	Horizontal	190	3.00
802.11be EHT160_Nss1,(MCS0)_2TX	Pass	AV	5.915G	65.80	68.20	-2.40	3	Horizontal	190	3.00
802.11be EHT320_Nss1,(MCS0)_2TX	Pass	AV	5.925G	65.26	68.20	-2.94	3	Vertical	302	1.00
6.425-6.525GHz	-	-	-	-	-	-	-	-	-	-
802.11be EHT20_Nss1,(MCS0)_2TX	Pass	AV	13.02994G	41.42	68.20	-26.78	3	Horizontal	33	1.67
802.11be EHT40_Nss1,(MCS0)_2TX	Pass	AV	12.96988G	41.69	68.20	-26.51	3	Horizontal	33	1.64
802.11be EHT80_Nss1,(MCS0)_2TX	Pass	AV	13.09G	41.02	68.20	-27.18	3	Horizontal	33	1.58
802.11be EHT160_Nss1,(MCS0)_2TX	Pass	AV	13.01G	41.33	68.20	-26.87	3	Horizontal	32	1.57
6.525-6.875GHz	-	-	-	-	-	-	-	-	-	-
802.11be EHT20_Nss1,(MCS0)_2TX	Pass	AV	13.38988G	40.65	54.00	-13.35	3	Horizontal	360	1.60
802.11be EHT40_Nss1,(MCS0)_2TX	Pass	AV	13.37G	41.09	54.00	-12.91	3	Horizontal	7	1.44
802.11be EHT80_Nss1,(MCS0)_2TX	Pass	AV	13.25G	43.18	54.00	-10.82	3	Horizontal	50	1.45
802.11be EHT160_Nss1,(MCS0)_2TX	Pass	AV	13.33G	40.91	54.00	-13.09	3	Vertical	202	1.36
802.11be EHT320_Nss1,(MCS0)_2TX	Pass	AV	7.1305G	64.22	68.20	-3.98	3	Horizontal	1	1.01
6.875-7.125GHz	-	-	-	-	-	-	-	-	-	-
802.11be EHT20_Nss1,(MCS0)_2TX	Pass	AV	7.1255G	67.60	68.20	-0.60	3	Horizontal	329	1.19
802.11be EHT40_Nss1,(MCS0)_2TX	Pass	AV	7.232G	54.34	68.20	-13.86	3	Vertical	322	1.50
802.11be EHT80_Nss1,(MCS0)_2TX	Pass	AV	7.133G	54.24	68.20	-13.96	3	Horizontal	12	1.00
802.11be EHT160_Nss1,(MCS0)_2TX	Pass	AV	7.132G	66.14	68.20	-2.06	3	Horizontal	9	1.01



Result

Mode	Result	Type	Freq (Hz)	Level (dBuV/m)	Limit (dBuV/m)	Margin (dB)	Dist (m)	Condition	Azimuth (°)	Height (m)
802.11be EHT20_Nss1_(MCS0)_2TX	-	-	-	-	-	-	-	-	-	-
5955MHz	Pass	AV	5.9217G	42.88	68.20	-25.32	3	Vertical	298	1.00
5955MHz	Pass	AV	5.9592G	97.14	Inf	-Inf	3	Vertical	298	1.00
5955MHz	Pass	PK	5.9217G	63.05	88.20	-25.15	3	Vertical	298	1.00
5955MHz	Pass	PK	5.9574G	111.65	Inf	-Inf	3	Vertical	298	1.00
5955MHz	Pass	AV	5.9214G	42.53	68.20	-25.67	3	Horizontal	17	1.21
5955MHz	Pass	AV	5.9625G	92.98	Inf	-Inf	3	Horizontal	17	1.21
5955MHz	Pass	PK	5.9229G	59.19	88.20	-29.01	3	Horizontal	17	1.21
5955MHz	Pass	PK	5.9616G	106.21	Inf	-Inf	3	Horizontal	17	1.21
5955MHz	Pass	AV	11.91108G	38.70	54.00	-15.30	3	Vertical	257	1.50
5955MHz	Pass	PK	11.8956G	51.76	74.00	-22.24	3	Vertical	257	1.50
5955MHz	Pass	AV	11.91372G	38.66	54.00	-15.34	3	Horizontal	316	1.74
5955MHz	Pass	PK	11.90946G	51.89	74.00	-22.11	3	Horizontal	316	1.74
6195MHz	Pass	AV	12.37818G	38.37	54.00	-15.63	3	Vertical	174	2.53
6195MHz	Pass	PK	12.39744G	52.45	74.00	-21.55	3	Vertical	174	2.53
6195MHz	Pass	AV	12.37524G	38.34	54.00	-15.66	3	Horizontal	139	1.46
6195MHz	Pass	PK	12.39396G	51.42	74.00	-22.58	3	Horizontal	139	1.46
6415MHz	Pass	AV	12.84134G	39.52	68.20	-28.68	3	Vertical	0	1.87
6415MHz	Pass	PK	12.8243G	52.37	88.20	-35.83	3	Vertical	0	1.87
6415MHz	Pass	AV	12.84356G	39.47	68.20	-28.73	3	Horizontal	265	1.21
6415MHz	Pass	PK	12.84026G	52.39	88.20	-35.81	3	Horizontal	265	1.21
6435MHz	Pass	AV	12.88278G	39.62	68.20	-28.58	3	Vertical	140	1.24
6435MHz	Pass	PK	12.86694G	52.40	88.20	-35.80	3	Vertical	140	1.24
6435MHz	Pass	AV	12.87G	40.09	68.20	-28.11	3	Horizontal	63	1.50
6435MHz	Pass	PK	12.85518G	53.48	88.20	-34.72	3	Horizontal	63	1.50
6475MHz	Pass	AV	12.95018G	40.04	68.20	-28.16	3	Vertical	20	1.50
6475MHz	Pass	PK	12.93878G	52.69	88.20	-35.51	3	Vertical	20	1.50
6475MHz	Pass	AV	12.94994G	40.42	68.20	-27.78	3	Horizontal	34	1.50
6475MHz	Pass	PK	12.9512G	52.21	88.20	-35.99	3	Horizontal	34	1.50
6515MHz	Pass	AV	13.03G	39.71	68.20	-28.49	3	Vertical	19	1.50
6515MHz	Pass	PK	13.01998G	51.87	88.20	-36.33	3	Vertical	19	1.50
6515MHz	Pass	AV	13.02994G	41.42	68.20	-26.78	3	Horizontal	33	1.67
6515MHz	Pass	PK	13.02994G	52.13	88.20	-36.07	3	Horizontal	33	1.67
6535MHz	Pass	AV	13.06214G	39.28	68.20	-28.92	3	Vertical	144	1.50
6535MHz	Pass	PK	13.0625G	52.41	88.20	-35.79	3	Vertical	144	1.50
6535MHz	Pass	AV	13.06994G	41.22	68.20	-26.98	3	Horizontal	34	1.71
6535MHz	Pass	PK	13.05626G	52.28	88.20	-35.92	3	Horizontal	34	1.71
6695MHz	Pass	AV	13.378G	40.10	54.00	-13.90	3	Vertical	303	1.50
6695MHz	Pass	PK	13.39492G	52.98	74.00	-21.02	3	Vertical	303	1.50
6695MHz	Pass	AV	13.38988G	40.65	54.00	-13.35	3	Horizontal	360	1.60
6695MHz	Pass	PK	13.38196G	52.98	74.00	-21.02	3	Horizontal	360	1.60
6875MHz	Pass	AV	13.75504G	40.27	68.20	-27.93	3	Vertical	337	3.00
6875MHz	Pass	PK	13.74304G	52.63	88.20	-35.57	3	Vertical	337	3.00
6875MHz	Pass	AV	13.756G	40.26	68.20	-27.94	3	Horizontal	153	1.50
6875MHz	Pass	PK	13.74148G	53.27	88.20	-34.93	3	Horizontal	153	1.50
6895MHz	Pass	AV	13.79354G	40.18	68.20	-28.02	3	Vertical	19	1.50
6895MHz	Pass	PK	13.79246G	53.11	88.20	-35.09	3	Vertical	19	1.50
6895MHz	Pass	AV	13.79174G	40.23	68.20	-27.97	3	Horizontal	318	2.39
6895MHz	Pass	PK	13.78532G	52.94	88.20	-35.26	3	Horizontal	318	2.39
6995MHz	Pass	AV	13.97542G	41.30	68.20	-26.90	3	Vertical	32	2.16
6995MHz	Pass	PK	13.98016G	54.18	88.20	-34.02	3	Vertical	32	2.16
6995MHz	Pass	AV	13.97536G	41.30	68.20	-26.90	3	Horizontal	160	1.50
6995MHz	Pass	PK	13.99264G	54.76	88.20	-33.44	3	Horizontal	160	1.50
7095MHz	Pass	AV	7.0863G	84.64	Inf	-Inf	3	Vertical	214	2.15
7095MHz	Pass	AV	7.245G	46.85	68.20	-21.35	3	Vertical	214	2.15
7095MHz	Pass	PK	7.1028G	97.65	Inf	-Inf	3	Vertical	214	2.15
7095MHz	Pass	PK	7.2072G	60.80	88.20	-27.40	3	Vertical	214	2.15
7095MHz	Pass	AV	7.0866G	97.41	Inf	-Inf	3	Horizontal	250	3.00
7095MHz	Pass	AV	7.2423G	46.92	68.20	-21.28	3	Horizontal	250	3.00
7095MHz	Pass	PK	7.0863G	110.82	Inf	-Inf	3	Horizontal	250	3.00
7095MHz	Pass	PK	7.1274G	61.67	88.20	-26.53	3	Horizontal	250	3.00



RSE TX above 1GHz_Non-Beamforming_Radio 2

Appendix E.4

Mode	Result	Type	Freq (Hz)	Level (dBuV/m)	Limit (dBuV/m)	Margin (dB)	Dist (m)	Condition	Azimuth (°)	Height (m)
7095MHz	Pass	AV	14.18316G	41.61	68.20	-26.59	3	Vertical	333	1.76
7095MHz	Pass	PK	14.17716G	54.18	88.20	-34.02	3	Vertical	333	1.76
7095MHz	Pass	AV	14.18532G	41.68	68.20	-26.52	3	Horizontal	360	2.43
7095MHz	Pass	PK	14.19372G	54.96	88.20	-33.24	3	Horizontal	360	2.43
7115MHz	Pass	AV	7.1065G	95.92	Inf	-Inf	3	Vertical	324	1.50
7115MHz	Pass	AV	7.1255G	67.33	68.20	-0.87	3	Vertical	324	1.50
7115MHz	Pass	PK	7.1065G	101.78	Inf	-Inf	3	Vertical	324	1.50
7115MHz	Pass	PK	7.1255G	77.58	88.20	-10.62	3	Vertical	324	1.50
7115MHz	Pass	AV	7.1195G	95.65	Inf	-Inf	3	Horizontal	329	1.19
7115MHz	Pass	AV	7.1255G	67.60	68.20	-0.60	3	Horizontal	329	1.19
7115MHz	Pass	PK	7.1195G	101.09	Inf	-Inf	3	Horizontal	329	1.19
7115MHz	Pass	PK	7.1255G	78.30	88.20	-9.90	3	Horizontal	329	1.19
7115MHz	Pass	AV	14.21518G	41.12	68.20	-27.08	3	Vertical	185	1.50
7115MHz	Pass	PK	14.21794G	54.30	88.20	-33.90	3	Vertical	185	1.50
7115MHz	Pass	AV	14.2159G	41.07	68.20	-27.13	3	Horizontal	84	1.50
7115MHz	Pass	PK	14.22616G	53.56	88.20	-34.64	3	Horizontal	84	1.50
802.11be EHT40_Nss1_(MCS0)_2TX	-	-	-	-	-	-	-	-	-	-
5965MHz	Pass	AV	5.9197G	42.72	68.20	-25.48	3	Vertical	149	1.36
5965MHz	Pass	AV	5.983G	83.75	Inf	-Inf	3	Vertical	149	1.36
5965MHz	Pass	PK	5.9245G	61.53	88.20	-26.67	3	Vertical	149	1.36
5965MHz	Pass	PK	5.9815G	96.82	Inf	-Inf	3	Vertical	149	1.36
5965MHz	Pass	AV	5.9155G	46.62	68.20	-21.58	3	Horizontal	192	2.92
5965MHz	Pass	AV	5.9551G	97.36	Inf	-Inf	3	Horizontal	192	2.92
5965MHz	Pass	PK	5.9176G	75.87	88.20	-12.33	3	Horizontal	192	2.92
5965MHz	Pass	PK	5.9755G	111.24	Inf	-Inf	3	Horizontal	192	2.92
5965MHz	Pass	AV	11.94872G	38.67	54.00	-15.33	3	Vertical	253	1.61
5965MHz	Pass	PK	11.92988G	51.66	74.00	-22.34	3	Vertical	253	1.61
5965MHz	Pass	AV	11.95604G	38.60	54.00	-15.40	3	Horizontal	6	1.50
5965MHz	Pass	PK	11.92184G	52.43	74.00	-21.57	3	Horizontal	6	1.50
6205MHz	Pass	AV	12.41888G	38.51	54.00	-15.49	3	Vertical	168	1.63
6205MHz	Pass	PK	12.39236G	51.59	74.00	-22.41	3	Vertical	168	1.63
6205MHz	Pass	AV	12.4136G	38.56	54.00	-15.44	3	Horizontal	227	2.89
6205MHz	Pass	PK	12.42044G	51.49	74.00	-22.51	3	Horizontal	227	2.89
6405MHz	Pass	AV	12.83928G	39.43	68.20	-28.77	3	Vertical	161	1.01
6405MHz	Pass	PK	12.78084G	52.32	88.20	-35.88	3	Vertical	161	1.01
6405MHz	Pass	AV	12.83724G	39.36	68.20	-28.84	3	Horizontal	261	1.50
6405MHz	Pass	PK	12.80856G	52.20	88.20	-36.00	3	Horizontal	261	1.50
6445MHz	Pass	AV	12.89396G	39.79	68.20	-28.41	3	Vertical	69	2.83
6445MHz	Pass	PK	12.89756G	52.48	88.20	-35.72	3	Vertical	69	2.83
6445MHz	Pass	AV	12.88988G	40.63	68.20	-27.57	3	Horizontal	65	1.50
6445MHz	Pass	PK	12.89396G	53.00	88.20	-35.20	3	Horizontal	65	1.50
6485MHz	Pass	AV	12.97G	40.19	68.20	-28.01	3	Vertical	20	1.48
6485MHz	Pass	PK	12.98236G	52.56	88.20	-35.64	3	Vertical	20	1.48
6485MHz	Pass	AV	12.96988G	41.69	68.20	-26.51	3	Horizontal	33	1.64
6485MHz	Pass	PK	12.99076G	52.63	88.20	-35.57	3	Horizontal	33	1.64
6525MHz	Pass	AV	13.06008G	39.26	68.20	-28.94	3	Vertical	8	2.45
6525MHz	Pass	PK	13.05912G	52.28	88.20	-35.92	3	Vertical	8	2.45
6525MHz	Pass	AV	13.04988G	40.56	68.20	-27.64	3	Horizontal	32	1.50
6525MHz	Pass	PK	13.02204G	52.53	88.20	-35.67	3	Horizontal	32	1.50
6565MHz	Pass	AV	13.15184G	39.98	68.20	-28.22	3	Vertical	109	1.50
6565MHz	Pass	PK	13.14596G	53.18	88.20	-35.02	3	Vertical	109	1.50
6565MHz	Pass	AV	13.12988G	42.49	68.20	-25.71	3	Horizontal	34	1.58
6565MHz	Pass	PK	13.12952G	52.72	88.20	-35.48	3	Horizontal	34	1.58
6685MHz	Pass	AV	13.37012G	40.78	54.00	-13.22	3	Vertical	187	1.04
6685MHz	Pass	PK	13.34468G	53.48	74.00	-20.52	3	Vertical	187	1.04
6685MHz	Pass	AV	13.37G	41.09	54.00	-12.91	3	Horizontal	7	1.44
6685MHz	Pass	PK	13.35884G	53.79	74.00	-20.21	3	Horizontal	7	1.44
6885MHz	Pass	AV	13.75572G	40.26	68.20	-27.94	3	Vertical	348	2.39
6885MHz	Pass	PK	13.75332G	52.81	88.20	-35.39	3	Vertical	348	2.39
6885MHz	Pass	AV	13.75656G	40.25	68.20	-27.95	3	Horizontal	122	1.50
6885MHz	Pass	PK	13.75368G	54.21	88.20	-33.99	3	Horizontal	122	1.50
6925MHz	Pass	AV	13.86944G	40.48	68.20	-27.72	3	Vertical	75	1.00



RSE TX above 1GHz_Non-Beamforming_Radio 2

Appendix E.4

Mode	Result	Type	Freq (Hz)	Level (dBuV/m)	Limit (dBuV/m)	Margin (dB)	Dist (m)	Condition	Azimuth (°)	Height (m)
6925MHz	Pass	PK	13.87436G	53.95	88.20	-34.25	3	Vertical	75	1.00
6925MHz	Pass	AV	13.8674G	40.58	68.20	-27.62	3	Horizontal	195	1.04
6925MHz	Pass	PK	13.87784G	53.11	88.20	-35.09	3	Horizontal	195	1.04
7005MHz	Pass	AV	14.01552G	41.31	68.20	-26.89	3	Vertical	194	1.50
7005MHz	Pass	PK	14.0118G	54.07	88.20	-34.13	3	Vertical	194	1.50
7005MHz	Pass	AV	14.01708G	41.27	68.20	-26.93	3	Horizontal	176	2.36
7005MHz	Pass	PK	14.00616G	54.07	88.20	-34.13	3	Horizontal	176	2.36
7085MHz	Pass	AV	7.0754G	94.10	Inf	-Inf	3	Vertical	322	1.50
7085MHz	Pass	AV	7.232G	54.34	68.20	-13.86	3	Vertical	322	1.50
7085MHz	Pass	PK	7.0952G	107.25	Inf	-Inf	3	Vertical	322	1.50
7085MHz	Pass	PK	7.1276G	71.63	88.20	-16.57	3	Vertical	322	1.50
7085MHz	Pass	AV	7.0748G	96.88	Inf	-Inf	3	Horizontal	14	1.07
7085MHz	Pass	AV	7.235G	54.34	68.20	-13.86	3	Horizontal	14	1.07
7085MHz	Pass	PK	7.0772G	110.51	Inf	-Inf	3	Horizontal	14	1.07
7085MHz	Pass	PK	7.1282G	73.24	88.20	-14.96	3	Horizontal	14	1.07
7085MHz	Pass	AV	14.143G	41.99	68.20	-26.21	3	Vertical	18	1.50
7085MHz	Pass	PK	14.14204G	54.55	88.20	-33.65	3	Vertical	18	1.50
7085MHz	Pass	AV	14.1418G	41.97	68.20	-26.23	3	Horizontal	42	1.50
7085MHz	Pass	PK	14.15536G	54.32	88.20	-33.88	3	Horizontal	42	1.50
802.11be EHT80_Nss1_(MCS0)_2TX	-	-	-	-	-	-	-	-	-	-
5985MHz	Pass	AV	5.922G	47.24	68.20	-20.96	3	Vertical	145	1.00
5985MHz	Pass	AV	6.023G	83.48	Inf	-Inf	3	Vertical	145	1.00
5985MHz	Pass	PK	5.9245G	64.58	88.20	-23.62	3	Vertical	145	1.00
5985MHz	Pass	PK	6.0235G	96.97	Inf	-Inf	3	Vertical	145	1.00
5985MHz	Pass	AV	5.915G	59.68	68.20	-8.52	3	Horizontal	190	3.00
5985MHz	Pass	AV	6.015G	97.18	Inf	-Inf	3	Horizontal	190	3.00
5985MHz	Pass	PK	5.9125G	78.95	88.20	-9.25	3	Horizontal	190	3.00
5985MHz	Pass	PK	6.017G	110.67	Inf	-Inf	3	Horizontal	190	3.00
5985MHz	Pass	AV	12.00528G	38.71	54.00	-15.29	3	Vertical	293	1.45
5985MHz	Pass	PK	11.96256G	51.61	74.00	-22.39	3	Vertical	293	1.45
5985MHz	Pass	AV	12.00936G	38.75	54.00	-15.25	3	Horizontal	30	2.60
5985MHz	Pass	PK	12.02808G	52.16	74.00	-21.84	3	Horizontal	30	2.60
6225MHz	Pass	AV	12.46368G	38.60	54.00	-15.40	3	Vertical	261	2.18
6225MHz	Pass	PK	12.48672G	51.50	74.00	-22.50	3	Vertical	261	2.18
6225MHz	Pass	AV	12.4596G	38.58	54.00	-15.42	3	Horizontal	245	1.50
6225MHz	Pass	PK	12.50088G	51.74	74.00	-22.26	3	Horizontal	245	1.50
6385MHz	Pass	AV	12.764G	39.35	68.20	-28.85	3	Vertical	44	1.16
6385MHz	Pass	PK	12.74528G	52.04	88.20	-36.16	3	Vertical	44	1.16
6385MHz	Pass	AV	12.76448G	39.37	68.20	-28.83	3	Horizontal	339	1.50
6385MHz	Pass	PK	12.75392G	52.42	88.20	-35.78	3	Horizontal	339	1.50
6465MHz	Pass	AV	12.93G	40.26	68.20	-27.94	3	Vertical	20	1.49
6465MHz	Pass	PK	12.91224G	52.13	88.20	-36.07	3	Vertical	20	1.49
6465MHz	Pass	AV	12.93G	40.81	68.20	-27.39	3	Horizontal	53	1.50
6465MHz	Pass	PK	12.94752G	52.82	88.20	-35.38	3	Horizontal	53	1.50
6545MHz	Pass	AV	13.13632G	39.84	68.20	-28.36	3	Vertical	332	1.50
6545MHz	Pass	PK	13.108G	52.97	88.20	-35.23	3	Vertical	332	1.50
6545MHz	Pass	AV	13.09G	41.02	68.20	-27.18	3	Horizontal	33	1.58
6545MHz	Pass	PK	13.10152G	52.78	88.20	-35.42	3	Horizontal	33	1.58
6625MHz	Pass	AV	13.25G	41.68	54.00	-12.32	3	Vertical	205	1.08
6625MHz	Pass	PK	13.2488G	53.82	88.20	-34.38	3	Vertical	205	1.08
6625MHz	Pass	AV	13.25G	43.18	54.00	-10.82	3	Horizontal	50	1.45
6625MHz	Pass	PK	13.28912G	53.05	74.00	-20.95	3	Horizontal	50	1.45
6705MHz	Pass	AV	13.428G	40.42	68.20	-27.78	3	Vertical	291	1.50
6705MHz	Pass	PK	13.43736G	53.56	88.20	-34.64	3	Vertical	291	1.50
6705MHz	Pass	AV	13.46472G	40.38	68.20	-27.82	3	Horizontal	265	3.00
6705MHz	Pass	PK	13.44072G	53.31	88.20	-34.89	3	Horizontal	265	3.00
6785MHz	Pass	AV	13.55272G	40.51	68.20	-27.69	3	Vertical	34	1.50
6785MHz	Pass	PK	13.54936G	53.61	88.20	-34.59	3	Vertical	34	1.50
6785MHz	Pass	AV	13.55608G	40.47	68.20	-27.73	3	Horizontal	258	3.00
6785MHz	Pass	PK	13.62448G	53.17	88.20	-35.03	3	Horizontal	258	3.00
6865MHz	Pass	AV	13.71128G	40.56	68.20	-27.64	3	Vertical	109	1.50
6865MHz	Pass	PK	13.71824G	53.38	88.20	-34.82	3	Vertical	109	1.50



RSE TX above 1GHz_Non-Beamforming_Radio 2

Appendix E.4

Mode	Result	Type	Freq (Hz)	Level (dBuV/m)	Limit (dBuV/m)	Margin (dB)	Dist (m)	Condition	Azimuth (°)	Height (m)
6865MHz	Pass	AV	13.71152G	40.50	68.20	-27.70	3	Horizontal	303	1.50
6865MHz	Pass	PK	13.69832G	53.69	88.20	-34.51	3	Horizontal	303	1.50
6945MHz	Pass	AV	13.94712G	40.59	68.20	-27.61	3	Vertical	183	1.50
6945MHz	Pass	PK	13.89912G	54.55	88.20	-33.65	3	Vertical	183	1.50
6945MHz	Pass	AV	13.95G	40.59	68.20	-27.61	3	Horizontal	129	1.50
6945MHz	Pass	PK	13.87032G	53.41	88.20	-34.79	3	Horizontal	129	1.50
7025MHz	Pass	AV	6.995G	92.33	Inf	-Inf	3	Vertical	328	1.49
7025MHz	Pass	AV	7.1342G	53.75	68.20	-14.45	3	Vertical	328	1.49
7025MHz	Pass	PK	6.9968G	106.28	Inf	-Inf	3	Vertical	328	1.49
7025MHz	Pass	PK	7.1276G	69.91	88.20	-18.29	3	Vertical	328	1.49
7025MHz	Pass	AV	6.995G	94.81	Inf	-Inf	3	Horizontal	12	1.00
7025MHz	Pass	AV	7.133G	54.24	68.20	-13.96	3	Horizontal	12	1.00
7025MHz	Pass	PK	7.0346G	108.43	Inf	-Inf	3	Horizontal	12	1.00
7025MHz	Pass	PK	7.1318G	69.84	88.20	-18.36	3	Horizontal	12	1.00
7025MHz	Pass	AV	14.10256G	41.74	68.20	-26.46	3	Vertical	4	1.29
7025MHz	Pass	PK	14.07424G	54.28	88.20	-33.92	3	Vertical	4	1.29
7025MHz	Pass	AV	14.1064G	41.73	68.20	-26.47	3	Horizontal	287	1.50
7025MHz	Pass	PK	14.01928G	53.99	88.20	-34.21	3	Horizontal	287	1.50
802.11be EHT160_Nss1,(MCS0)_2TX	-	-	-	-	-	-	-	-	-	-
6025MHz	Pass	AV	5.9215G	52.39	68.20	-15.81	3	Vertical	148	1.01
6025MHz	Pass	AV	6.0635G	83.12	Inf	-Inf	3	Vertical	148	1.01
6025MHz	Pass	PK	5.9215G	68.08	88.20	-20.12	3	Vertical	148	1.01
6025MHz	Pass	PK	6.063G	95.77	Inf	-Inf	3	Vertical	148	1.01
6025MHz	Pass	AV	5.915G	65.80	68.20	-2.40	3	Horizontal	190	3.00
6025MHz	Pass	AV	6.0955G	96.27	Inf	-Inf	3	Horizontal	190	3.00
6025MHz	Pass	PK	5.902G	84.37	88.20	-3.83	3	Horizontal	190	3.00
6025MHz	Pass	PK	6.053G	110.29	Inf	-Inf	3	Horizontal	190	3.00
6025MHz	Pass	AV	12.13784G	38.85	54.00	-15.15	3	Vertical	352	1.50
6025MHz	Pass	PK	11.94008G	51.51	74.00	-22.49	3	Vertical	352	1.50
6025MHz	Pass	AV	12.04712G	38.80	54.00	-15.20	3	Horizontal	197	3.00
6025MHz	Pass	PK	12.02024G	52.16	74.00	-21.84	3	Horizontal	197	3.00
6185MHz	Pass	AV	12.45496G	38.36	54.00	-15.64	3	Vertical	46	1.50
6185MHz	Pass	PK	12.39256G	52.16	74.00	-21.84	3	Vertical	46	1.50
6185MHz	Pass	AV	12.45544G	38.38	54.00	-15.62	3	Horizontal	0	2.20
6185MHz	Pass	PK	12.44248G	50.97	74.00	-23.03	3	Horizontal	0	2.20
6345MHz	Pass	AV	12.76728G	39.15	68.20	-29.05	3	Vertical	230	1.00
6345MHz	Pass	PK	12.76776G	52.78	88.20	-35.42	3	Vertical	230	1.00
6345MHz	Pass	AV	12.76584G	39.14	68.20	-29.06	3	Horizontal	116	1.50
6345MHz	Pass	PK	12.76008G	51.80	88.20	-36.40	3	Horizontal	116	1.50
6505MHz	Pass	AV	13.121G	40.15	68.20	-28.05	3	Vertical	19	1.48
6505MHz	Pass	PK	13.1276G	53.29	88.20	-34.91	3	Vertical	19	1.48
6505MHz	Pass	AV	13.01G	41.33	68.20	-26.87	3	Horizontal	32	1.57
6505MHz	Pass	PK	13.01G	53.60	88.20	-34.60	3	Horizontal	32	1.57
6665MHz	Pass	AV	13.33G	40.91	54.00	-13.09	3	Vertical	202	1.36
6665MHz	Pass	PK	13.43704G	53.50	88.20	-34.70	3	Vertical	202	1.36
6665MHz	Pass	AV	13.33G	40.78	54.00	-13.22	3	Horizontal	235	1.50
6665MHz	Pass	PK	13.42552G	53.78	88.20	-34.42	3	Horizontal	235	1.50
6825MHz	Pass	AV	13.55544G	40.53	68.20	-27.67	3	Vertical	181	2.51
6825MHz	Pass	PK	13.54328G	53.33	88.20	-34.87	3	Vertical	181	2.51
6825MHz	Pass	AV	13.55112G	40.50	68.20	-27.70	3	Horizontal	235	1.39
6825MHz	Pass	PK	13.59G	53.62	88.20	-34.58	3	Horizontal	235	1.39
6985MHz	Pass	AV	6.913G	95.00	Inf	-Inf	3	Vertical	333	1.00
6985MHz	Pass	AV	7.133G	63.44	68.20	-4.76	3	Vertical	333	1.00
6985MHz	Pass	PK	6.912G	108.23	Inf	-Inf	3	Vertical	333	1.00
6985MHz	Pass	PK	7.142G	84.47	88.20	-3.73	3	Vertical	333	1.00
6985MHz	Pass	AV	6.914G	96.35	Inf	-Inf	3	Horizontal	9	1.01
6985MHz	Pass	AV	7.132G	66.14	68.20	-2.06	3	Horizontal	9	1.01
6985MHz	Pass	PK	6.913G	109.91	Inf	-Inf	3	Horizontal	9	1.01
6985MHz	Pass	PK	7.136G	84.56	88.20	-3.64	3	Horizontal	9	1.01
6985MHz	Pass	AV	14.08904G	41.36	68.20	-26.84	3	Vertical	108	2.46
6985MHz	Pass	PK	14.01176G	53.81	88.20	-34.39	3	Vertical	108	2.46
6985MHz	Pass	AV	14.08952G	41.44	68.20	-26.76	3	Horizontal	200	3.00



RSE TX above 1GHz_Non-Beamforming_Radio 2

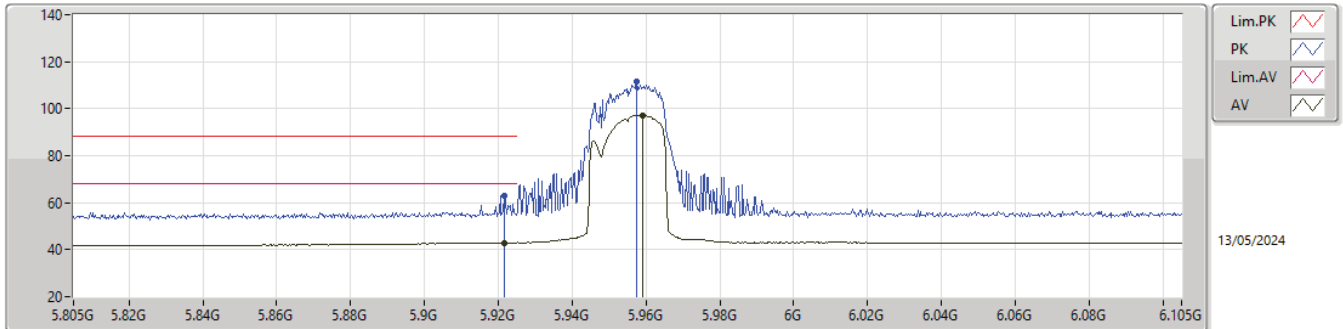
Appendix E.4

Mode	Result	Type	Freq (Hz)	Level (dBuV/m)	Limit (dBuV/m)	Margin (dB)	Dist (m)	Condition	Azimuth (°)	Height (m)
6985MHz	Pass	PK	14.08424G	54.88	88.20	-33.32	3	Horizontal	200	3.00
802.11be EHT320_Nss1,(MCS0)_2TX	-	-	-	-	-	-	-	-	-	-
6105MHz	Pass	AV	5.925G	65.26	68.20	-2.94	3	Vertical	302	1.00
6105MHz	Pass	AV	6.127G	93.76	Inf	-Inf	3	Vertical	302	1.00
6105MHz	Pass	PK	5.908G	79.47	88.20	-8.73	3	Vertical	302	1.00
6105MHz	Pass	PK	6.088G	107.90	Inf	-Inf	3	Vertical	302	1.00
6105MHz	Pass	AV	5.915G	60.95	68.20	-7.25	3	Horizontal	25	1.50
6105MHz	Pass	AV	6.095G	89.49	Inf	-Inf	3	Horizontal	25	1.50
6105MHz	Pass	PK	5.917G	74.85	88.20	-13.35	3	Horizontal	25	1.50
6105MHz	Pass	PK	6.095G	102.47	Inf	-Inf	3	Horizontal	25	1.50
6105MHz	Pass	AV	12.213G	38.32	54.00	-15.68	3	Vertical	174	1.47
6105MHz	Pass	PK	12.21176G	52.45	74.00	-21.55	3	Vertical	174	1.47
6105MHz	Pass	AV	12.21376G	38.36	54.00	-15.64	3	Horizontal	149	1.50
6105MHz	Pass	PK	12.21038G	52.66	74.00	-21.34	3	Horizontal	149	1.50
6265MHz	Pass	AV	12.53012G	38.24	54.00	-15.76	3	Vertical	259	1.50
6265MHz	Pass	PK	12.52708G	53.09	74.00	-20.91	3	Vertical	259	1.50
6265MHz	Pass	AV	12.5331G	38.22	54.00	-15.78	3	Horizontal	147	1.33
6265MHz	Pass	PK	12.53406G	53.34	74.00	-20.66	3	Horizontal	147	1.33
6425MHz	Pass	AV	12.85002G	39.10	68.20	-29.10	3	Vertical	77	2.11
6425MHz	Pass	PK	12.84674G	53.73	88.20	-34.47	3	Vertical	77	2.11
6425MHz	Pass	AV	12.84998G	40.10	68.20	-28.10	3	Horizontal	63	1.77
6425MHz	Pass	PK	12.84752G	54.02	88.20	-34.18	3	Horizontal	63	1.77
6585MHz	Pass	AV	13.1699G	40.45	68.20	-27.75	3	Vertical	338	1.50
6585MHz	Pass	PK	13.17132G	54.02	88.20	-34.18	3	Vertical	338	1.50
6585MHz	Pass	AV	13.16994G	43.59	68.20	-24.61	3	Horizontal	34	2.72
6585MHz	Pass	PK	13.17004G	54.82	88.20	-33.38	3	Horizontal	34	2.72
6745MHz	Pass	AV	13.49022G	39.75	68.20	-28.45	3	Vertical	176	1.50
6745MHz	Pass	PK	13.48812G	54.31	88.20	-33.89	3	Vertical	176	1.50
6745MHz	Pass	AV	13.48984G	40.21	68.20	-27.99	3	Horizontal	0	2.38
6745MHz	Pass	PK	13.49024G	54.20	88.20	-34.00	3	Horizontal	0	2.38
6905MHz	Pass	AV	6.8125G	96.49	Inf	-Inf	3	Vertical	329	1.00
6905MHz	Pass	AV	7.1315G	61.89	68.20	-6.31	3	Vertical	329	1.00
6905MHz	Pass	PK	6.8125G	103.25	Inf	-Inf	3	Vertical	329	1.00
6905MHz	Pass	PK	7.2015G	72.89	88.20	-15.31	3	Vertical	329	1.00
6905MHz	Pass	AV	6.7925G	96.70	Inf	-Inf	3	Horizontal	1	1.01
6905MHz	Pass	AV	7.1305G	64.22	68.20	-3.98	3	Horizontal	1	1.01
6905MHz	Pass	PK	6.8325G	103.49	Inf	-Inf	3	Horizontal	1	1.01
6905MHz	Pass	PK	7.1915G	74.99	88.20	-13.21	3	Horizontal	1	1.01
6905MHz	Pass	AV	13.80522G	39.64	68.20	-28.56	3	Vertical	318	1.50
6905MHz	Pass	PK	13.80608G	54.06	88.20	-34.14	3	Vertical	318	1.50
6905MHz	Pass	AV	13.80572G	39.68	68.20	-28.52	3	Horizontal	188	1.50
6905MHz	Pass	PK	13.81436G	53.68	88.20	-34.52	3	Horizontal	188	1.50



5.925-6.425GHz_802.11be EHT20_Nss1,(MCS0)_2TX

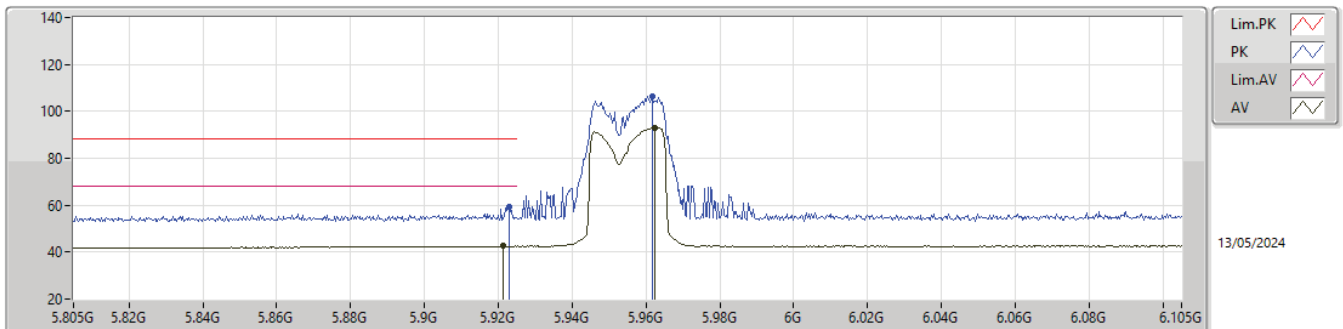
5955MHz_TX



Type	Freq (Hz)	Level (dBuV/m)	Limit (dBuV/m)	Margin (dB)	Factor (dB)	Dist (m)	Condition	Azimuth (°)	Height (m)	Raw (dBuV)	AF (dB)	CL (dB)	PA (dB)
AV	5.9217G	42.88	68.20	-25.32	3.35	3	Vertical	298	1.00	39.53	34.50	5.88	37.03
AV	5.9592G	97.14	Inf	-Inf	3.40	3	Vertical	298	1.00	93.74	34.50	5.90	37.00
PK	5.9217G	63.05	88.20	-25.15	3.35	3	Vertical	298	1.00	59.70	34.50	5.88	37.03
PK	5.9574G	111.65	Inf	-Inf	3.40	3	Vertical	298	1.00	108.25	34.50	5.90	37.00

5.925-6.425GHz_802.11be EHT20_Nss1,(MCS0)_2TX

5955MHz_TX

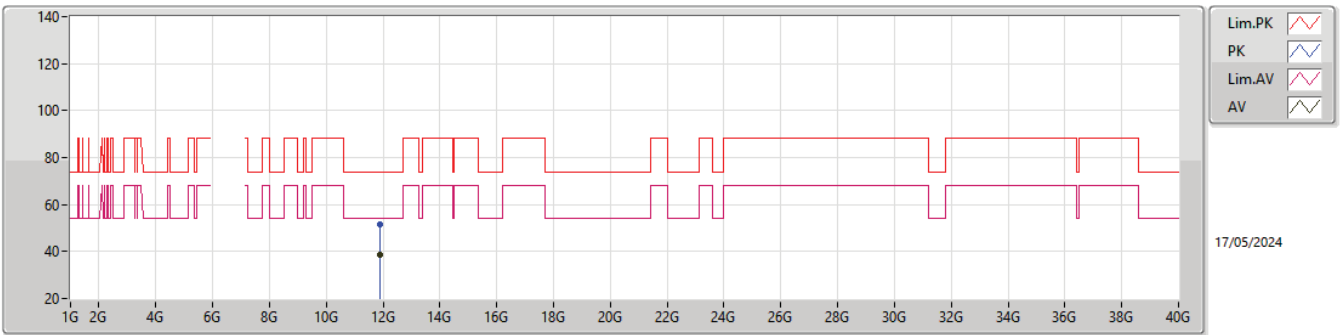


Type	Freq (Hz)	Level (dBuV/m)	Limit (dBuV/m)	Margin (dB)	Factor (dB)	Dist (m)	Condition	Azimuth (°)	Height (m)	Raw (dBuV)	AF (dB)	CL (dB)	PA (dB)
AV	5.9214G	42.53	68.20	-25.67	3.35	3	Horizontal	17	1.21	39.18	34.50	5.88	37.03
AV	5.9625G	92.98	Inf	-Inf	3.40	3	Horizontal	17	1.21	89.58	34.50	5.90	37.00
PK	5.9229G	59.19	88.20	-29.01	3.35	3	Horizontal	17	1.21	55.84	34.50	5.88	37.03
PK	5.9616G	106.21	Inf	-Inf	3.40	3	Horizontal	17	1.21	102.81	34.50	5.90	37.00



5.925-6.425GHz_802.11be EHT20_Nss1,(MCS0)_2TX

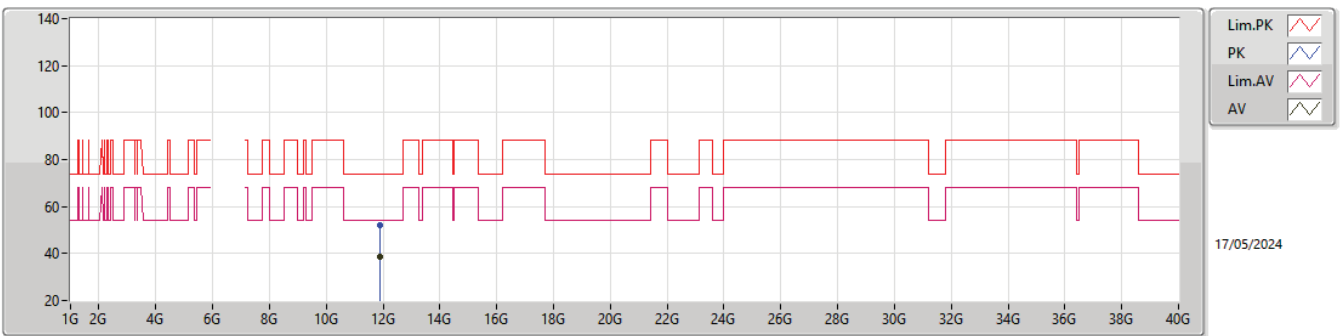
5955MHz_TX



Type	Freq (Hz)	Level (dBuV/m)	Limit (dBuV/m)	Margin (dB)	Factor (dB)	Dist (m)	Condition	Azimuth (°)	Height (m)	Raw (dBuV)	AF (dB)	CL (dB)	PA (dB)
AV	11.91108G	38.70	54.00	-15.30	10.05	3	Vertical	257	1.50	28.65	39.22	8.77	37.94
PK	11.8956G	51.76	74.00	-22.24	9.99	3	Vertical	257	1.50	41.77	39.17	8.76	37.94

5.925-6.425GHz_802.11be EHT20_Nss1,(MCS0)_2TX

5955MHz_TX

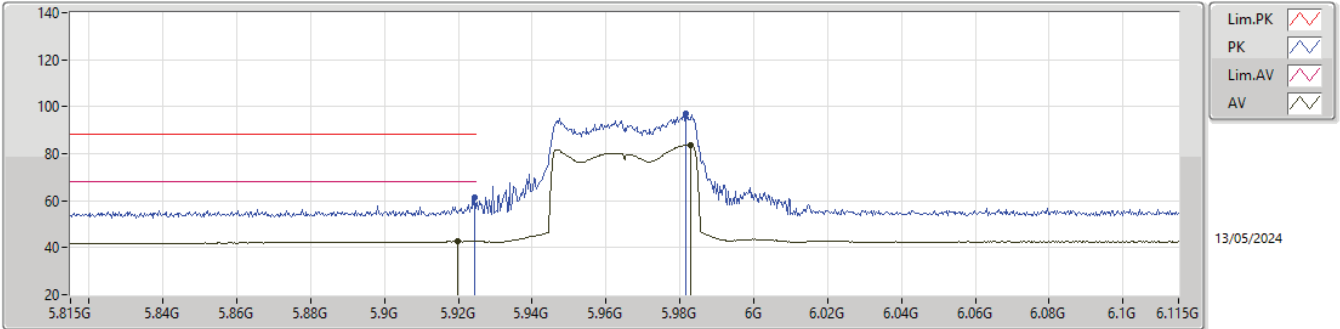


Type	Freq (Hz)	Level (dBuV/m)	Limit (dBuV/m)	Margin (dB)	Factor (dB)	Dist (m)	Condition	Azimuth (°)	Height (m)	Raw (dBuV)	AF (dB)	CL (dB)	PA (dB)
AV	11.91372G	38.66	54.00	-15.34	10.06	3	Horizontal	316	1.74	28.60	39.23	8.77	37.94
PK	11.90946G	51.89	74.00	-22.11	10.05	3	Horizontal	316	1.74	41.84	39.22	8.77	37.94



5.925-6.425GHz_802.11be EHT40_Nss1,(MCS0)_2TX

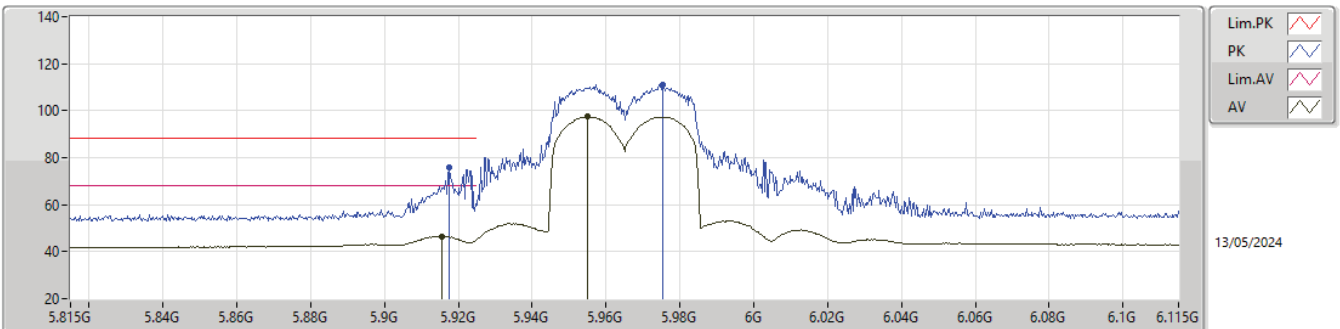
5965MHz_TX



Type	Freq (Hz)	Level (dBuV/m)	Limit (dBuV/m)	Margin (dB)	Factor (dB)	Dist (m)	Condition	Azimuth (°)	Height (m)	Raw (dBuV)	AF (dB)	CL (dB)	PA (dB)
AV	5.9197G	42.72	68.20	-25.48	3.35	3	Vertical	149	1.36	39.37	34.50	5.88	37.03
AV	5.983G	83.75	Inf	-Inf	3.43	3	Vertical	149	1.36	80.32	34.50	5.91	36.98
PK	5.9245G	61.53	88.20	-26.67	3.35	3	Vertical	149	1.36	58.18	34.50	5.88	37.03
PK	5.9815G	96.82	Inf	-Inf	3.43	3	Vertical	149	1.36	93.39	34.50	5.91	36.98

5.925-6.425GHz_802.11be EHT40_Nss1,(MCS0)_2TX

5965MHz_TX

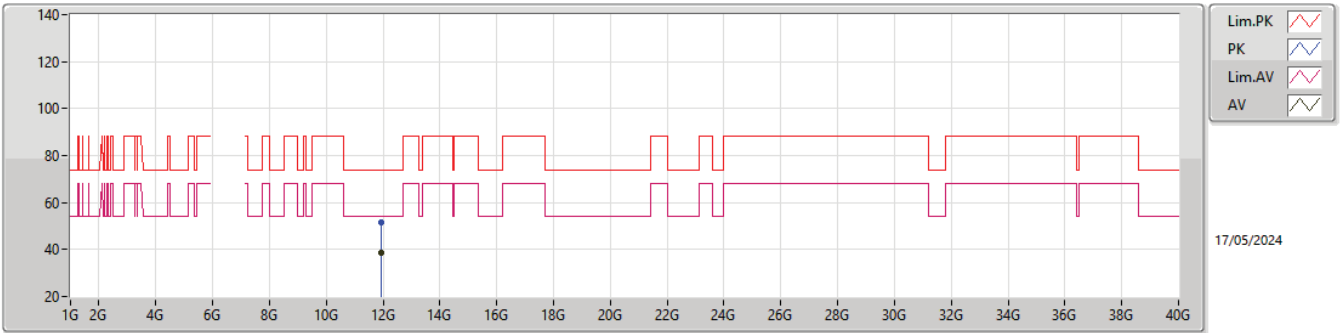


Type	Freq (Hz)	Level (dBuV/m)	Limit (dBuV/m)	Margin (dB)	Factor (dB)	Dist (m)	Condition	Azimuth (°)	Height (m)	Raw (dBuV)	AF (dB)	CL (dB)	PA (dB)
AV	5.9155G	46.62	68.20	-21.58	3.34	3	Horizontal	192	2.92	43.28	34.50	5.87	37.03
AV	5.9551G	97.36	Inf	-Inf	3.40	3	Horizontal	192	2.92	93.96	34.50	5.90	37.00
PK	5.9176G	75.87	88.20	-12.33	3.34	3	Horizontal	192	2.92	72.53	34.50	5.87	37.03
PK	5.9755G	111.24	Inf	-Inf	3.42	3	Horizontal	192	2.92	107.82	34.50	5.91	36.99



5.925-6.425GHz_802.11be EHT40_Nss1,(MCS0)_2TX

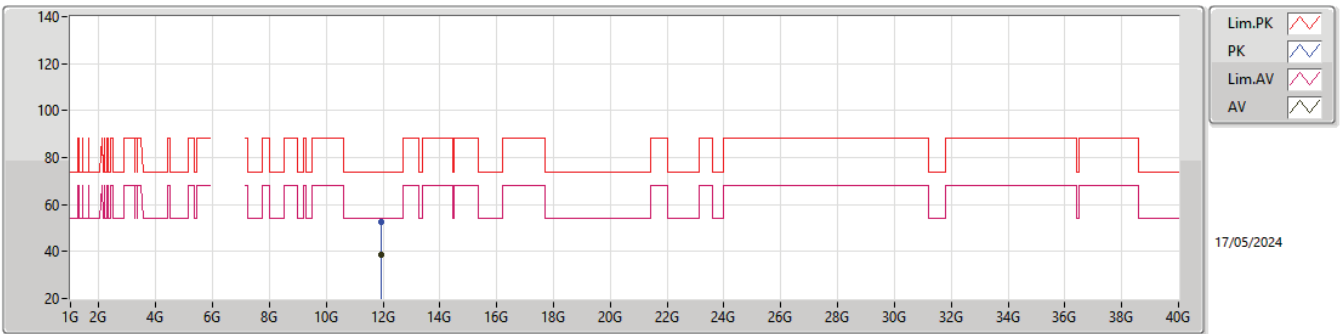
5965MHz_TX



Type	Freq (Hz)	Level (dBuV/m)	Limit (dBuV/m)	Margin (dB)	Factor (dB)	Dist (m)	Condition	Azimuth (°)	Height (m)	Raw (dBuV)	AF (dB)	CL (dB)	PA (dB)
AV	11.94872G	38.67	54.00	-15.33	10.15	3	Vertical	253	1.61	28.52	39.30	8.79	37.94
PK	11.92988G	51.66	74.00	-22.34	10.10	3	Vertical	253	1.61	41.56	39.26	8.78	37.94

5.925-6.425GHz_802.11be EHT40_Nss1,(MCS0)_2TX

5965MHz_TX

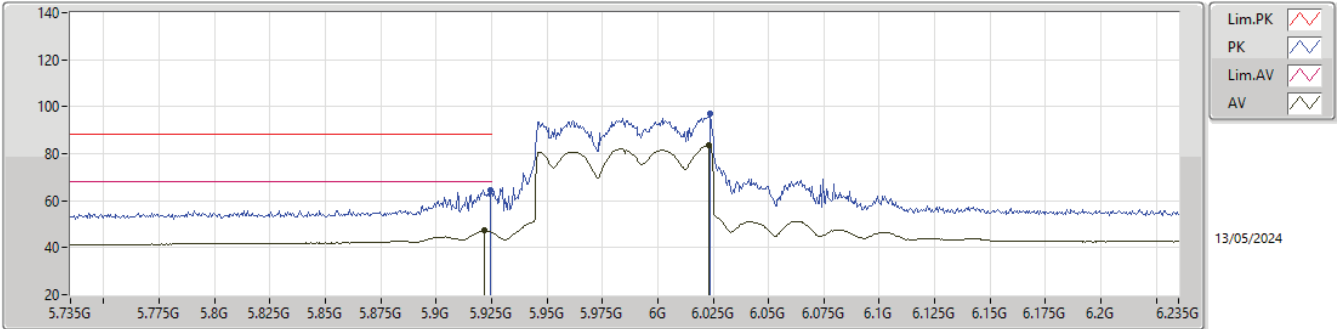


Type	Freq (Hz)	Level (dBuV/m)	Limit (dBuV/m)	Margin (dB)	Factor (dB)	Dist (m)	Condition	Azimuth (°)	Height (m)	Raw (dBuV)	AF (dB)	CL (dB)	PA (dB)
AV	11.95604G	38.60	54.00	-15.40	10.15	3	Horizontal	6	1.50	28.45	39.30	8.79	37.94
PK	11.92184G	52.43	74.00	-21.57	10.07	3	Horizontal	6	1.50	42.36	39.24	8.77	37.94



5.925-6.425GHz_802.11be EHT80_Nss1,(MCS0)_2TX

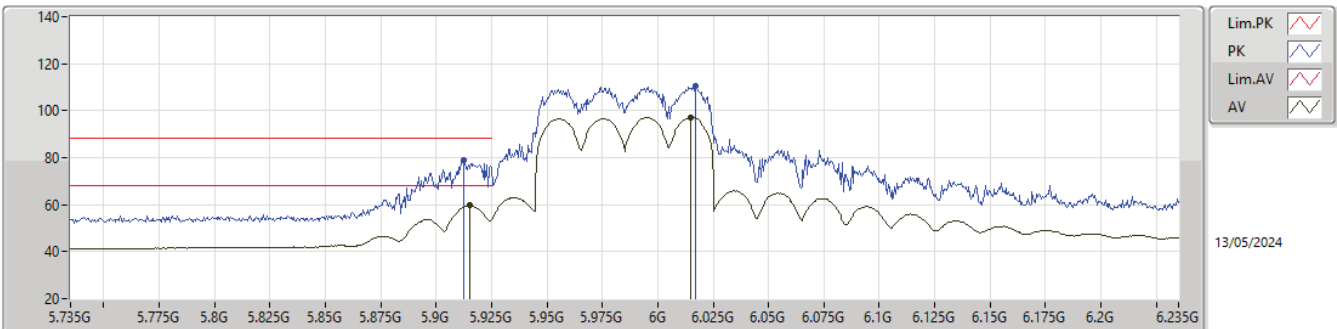
5985MHz_TX



Type	Freq (Hz)	Level (dBuV/m)	Limit (dBuV/m)	Margin (dB)	Factor (dB)	Dist (m)	Condition	Azimuth (°)	Height (m)	Raw (dBuV)	AF (dB)	CL (dB)	PA (dB)
AV	5.922G	47.24	68.20	-20.96	3.35	3	Vertical	145	1.00	43.89	34.50	5.88	37.03
AV	6.023G	83.48	Inf	-Inf	3.47	3	Vertical	145	1.00	80.01	34.50	5.93	36.96
PK	5.9245G	64.58	88.20	-23.62	3.35	3	Vertical	145	1.00	61.23	34.50	5.88	37.03
PK	6.0235G	96.97	Inf	-Inf	3.47	3	Vertical	145	1.00	93.50	34.50	5.93	36.96

5.925-6.425GHz_802.11be EHT80_Nss1,(MCS0)_2TX

5985MHz_TX

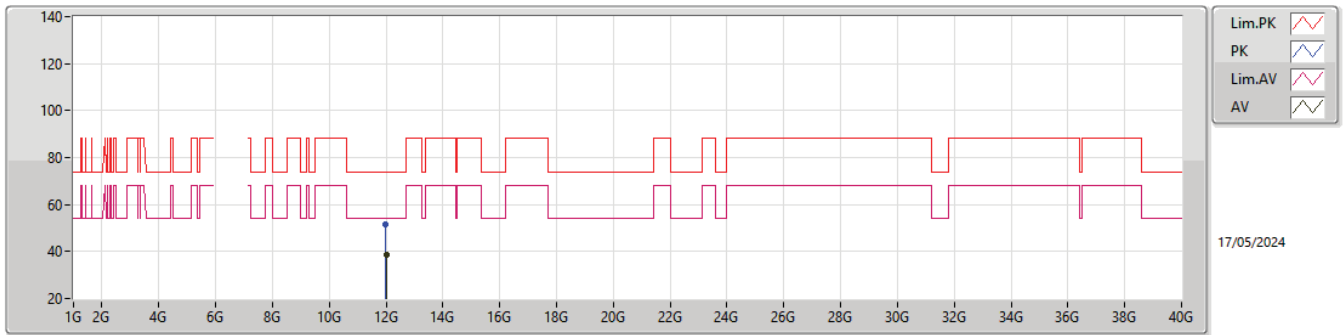


Type	Freq (Hz)	Level (dBuV/m)	Limit (dBuV/m)	Margin (dB)	Factor (dB)	Dist (m)	Condition	Azimuth (°)	Height (m)	Raw (dBuV)	AF (dB)	CL (dB)	PA (dB)
AV	5.915G	59.68	68.20	-8.52	3.34	3	Horizontal	190	3.00	56.34	34.50	5.87	37.03
AV	6.015G	97.18	Inf	-Inf	3.47	3	Horizontal	190	3.00	93.71	34.50	5.93	36.96
PK	5.9125G	78.95	88.20	-9.25	3.34	3	Horizontal	190	3.00	75.61	34.50	5.87	37.03
PK	6.017G	110.67	Inf	-Inf	3.47	3	Horizontal	190	3.00	107.20	34.50	5.93	36.96



5.925-6.425GHz_802.11be EHT80_Nss1,(MCS0)_2TX

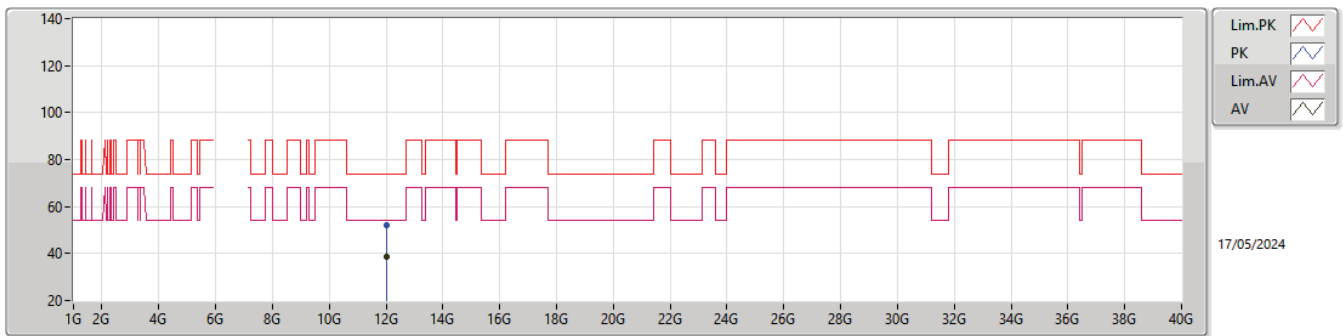
5985MHz_TX



Type	Freq (Hz)	Level (dBuV/m)	Limit (dBuV/m)	Margin (dB)	Factor (dB)	Dist (m)	Condition	Azimuth (°)	Height (m)	Raw (dBuV)	AF (dB)	CL (dB)	PA (dB)
AV	12.00528G	38.71	54.00	-15.29	10.17	3	Vertical	293	1.45	28.54	39.30	8.81	37.94
PK	11.96256G	51.61	74.00	-22.39	10.15	3	Vertical	293	1.45	41.46	39.30	8.79	37.94

5.925-6.425GHz_802.11be EHT80_Nss1,(MCS0)_2TX

5985MHz_TX

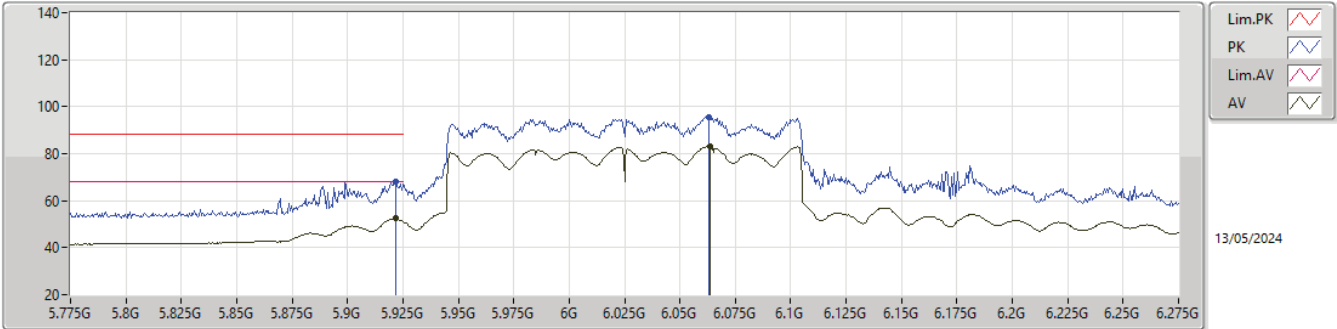


Type	Freq (Hz)	Level (dBuV/m)	Limit (dBuV/m)	Margin (dB)	Factor (dB)	Dist (m)	Condition	Azimuth (°)	Height (m)	Raw (dBuV)	AF (dB)	CL (dB)	PA (dB)
AV	12.00936G	38.75	54.00	-15.25	10.17	3	Horizontal	30	2.60	28.58	39.30	8.81	37.94
PK	12.02808G	52.16	74.00	-21.84	10.17	3	Horizontal	30	2.60	41.99	39.30	8.82	37.95



5.925-6.425GHz_802.11be EHT160_Nss1,(MCS0)_2TX

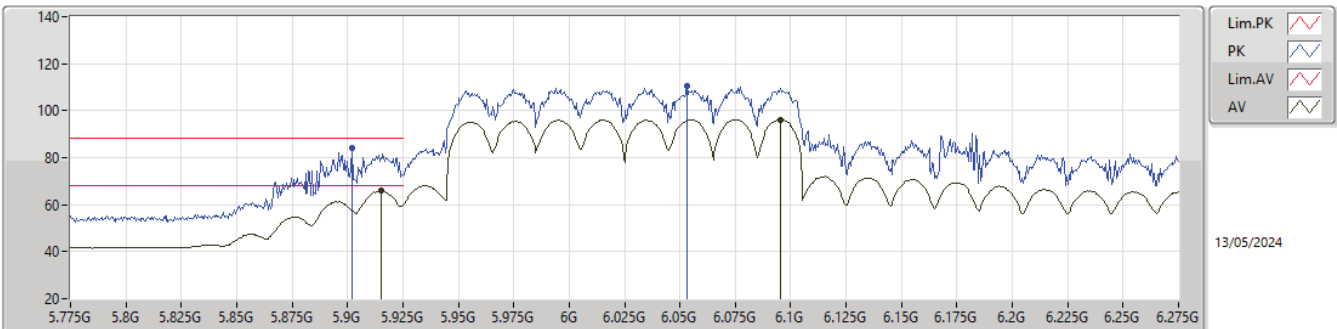
6025MHz_TX



Type	Freq (Hz)	Level (dBuV/m)	Limit (dBuV/m)	Margin (dB)	Factor (dB)	Dist (m)	Condition	Azimuth (°)	Height (m)	Raw (dBuV)	AF (dB)	CL (dB)	PA (dB)
AV	5.9215G	52.39	68.20	-15.81	3.35	3	Vertical	148	1.01	49.04	34.50	5.88	37.03
AV	6.0635G	83.12	Inf	-Inf	3.48	3	Vertical	148	1.01	79.64	34.47	5.95	36.94
PK	5.9215G	68.08	88.20	-20.12	3.35	3	Vertical	148	1.01	64.73	34.50	5.88	37.03
PK	6.063G	95.77	Inf	-Inf	3.48	3	Vertical	148	1.01	92.29	34.47	5.95	36.94

5.925-6.425GHz_802.11be EHT160_Nss1,(MCS0)_2TX

6025MHz_TX

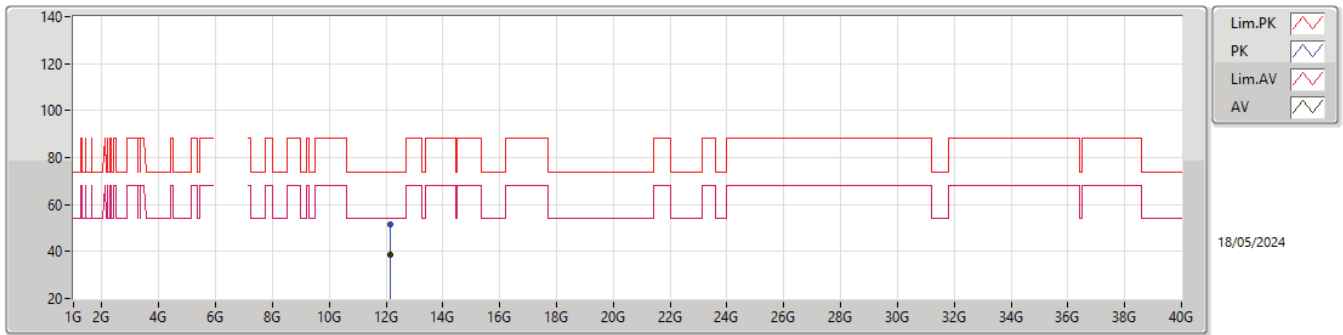


Type	Freq (Hz)	Level (dBuV/m)	Limit (dBuV/m)	Margin (dB)	Factor (dB)	Dist (m)	Condition	Azimuth (°)	Height (m)	Raw (dBuV)	AF (dB)	CL (dB)	PA (dB)
AV	5.915G	65.80	68.20	-2.40	3.34	3	Horizontal	190	3.00	62.46	34.50	5.87	37.03
AV	6.0955G	96.27	Inf	-Inf	3.44	3	Horizontal	190	3.00	92.83	34.41	5.96	36.93
PK	5.902G	84.37	88.20	-3.83	3.33	3	Horizontal	190	3.00	81.04	34.50	5.87	37.04
PK	6.053G	110.29	Inf	-Inf	3.48	3	Horizontal	190	3.00	106.81	34.49	5.94	36.95



5.925-6.425GHz_802.11be EHT160_Nss1,(MCS0)_2TX

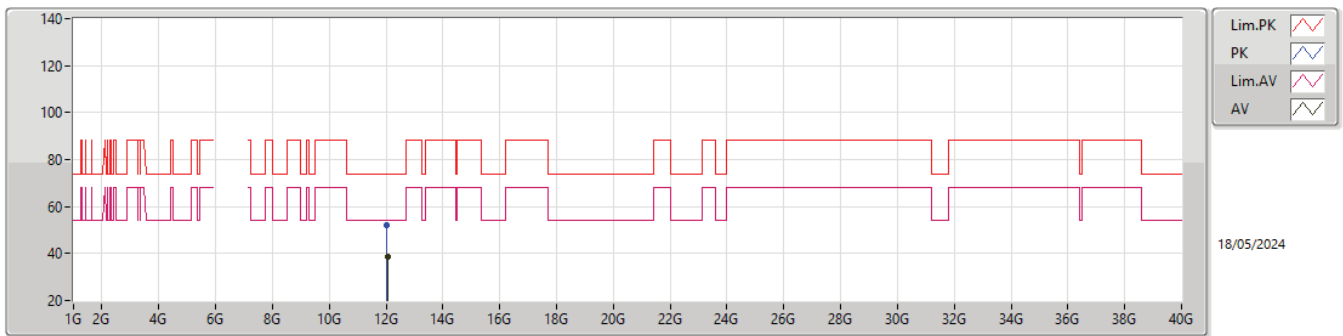
6025MHz_TX



Type	Freq (Hz)	Level (dBuV/m)	Limit (dBuV/m)	Margin (dB)	Factor (dB)	Dist (m)	Condition	Azimuth (°)	Height (m)	Raw (dBuV)	AF (dB)	CL (dB)	PA (dB)
AV	12.13784G	38.85	54.00	-15.15	10.14	3	Vertical	352	1.50	28.71	39.30	8.85	38.01
PK	12.13784G	51.51	74.00	-22.49	10.12	3	Vertical	352	1.50	41.39	39.28	8.78	37.94

5.925-6.425GHz_802.11be EHT160_Nss1,(MCS0)_2TX

6025MHz_TX

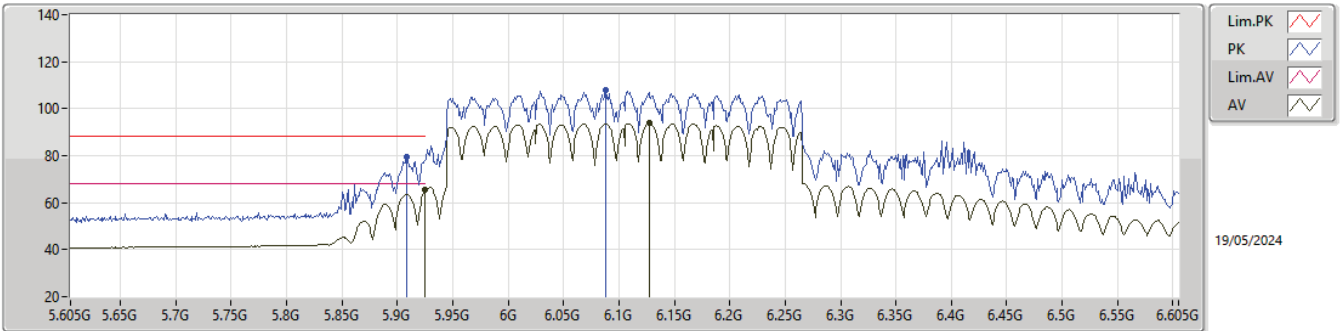


Type	Freq (Hz)	Level (dBuV/m)	Limit (dBuV/m)	Margin (dB)	Factor (dB)	Dist (m)	Condition	Azimuth (°)	Height (m)	Raw (dBuV)	AF (dB)	CL (dB)	PA (dB)
AV	12.04712G	38.80	54.00	-15.20	10.17	3	Horizontal	197	3.00	28.63	39.30	8.83	37.96
PK	12.02024G	52.16	74.00	-21.84	10.17	3	Horizontal	197	3.00	41.99	39.30	8.82	37.95



5.925-6.425GHz_802.11be EHT320_Nss1,(MCS0)_2TX

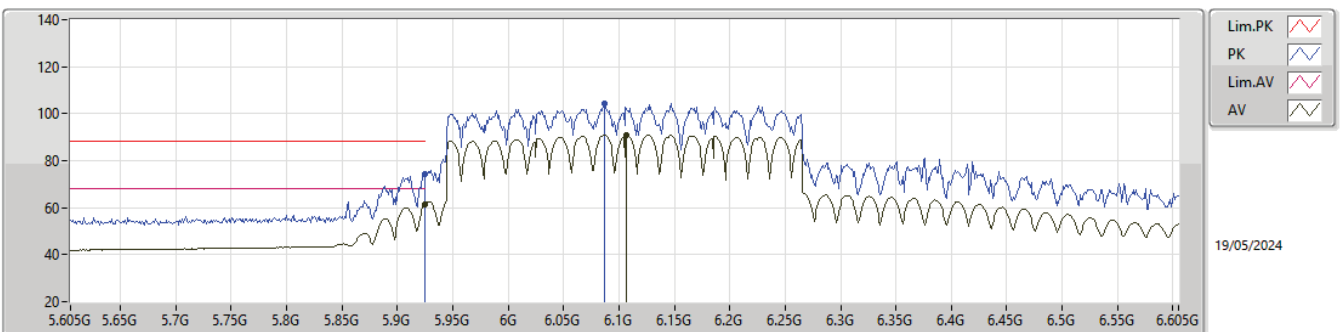
6105MHz_TX



Type	Freq (Hz)	Level (dBuV/m)	Limit (dBuV/m)	Margin (dB)	Factor (dB)	Dist (m)	Condition	Azimuth (°)	Height (m)	Raw (dBuV)	AF (dB)	CL (dB)	PA (dB)
AV	5.925G	65.26	68.20	-2.94	3.35	3	Vertical	302	1.00	61.91	34.50	5.88	37.03
AV	6.127G	93.76	Inf	-Inf	3.46	3	Vertical	302	1.00	90.30	34.40	5.98	36.92
PK	5.908G	79.47	88.20	-8.73	3.33	3	Vertical	302	1.00	76.14	34.50	5.87	37.04
PK	6.088G	107.90	Inf	-Inf	3.45	3	Vertical	302	1.00	104.45	34.42	5.96	36.93

5.925-6.425GHz_802.11be EHT320_Nss1,(MCS0)_2TX

6105MHz_TX

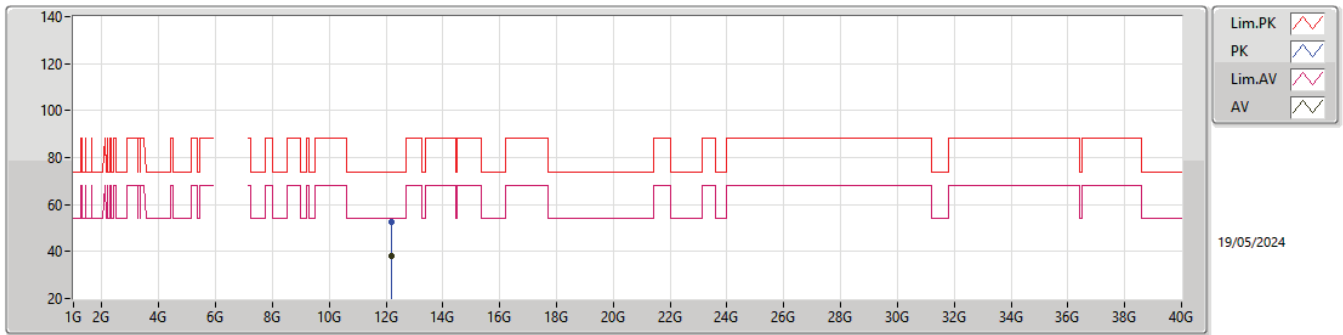


Type	Freq (Hz)	Level (dBuV/m)	Limit (dBuV/m)	Margin (dB)	Factor (dB)	Dist (m)	Condition	Azimuth (°)	Height (m)	Raw (dBuV)	AF (dB)	CL (dB)	PA (dB)
AV	5.925G	61.55	68.20	-6.65	3.35	3	Horizontal	351	1.00	58.20	34.50	5.88	37.03
AV	6.107G	90.89	Inf	-Inf	3.44	3	Horizontal	351	1.00	87.45	34.40	5.97	36.93
PK	5.925G	74.27	88.20	-13.93	3.35	3	Horizontal	351	1.00	70.92	34.50	5.88	37.03
PK	6.087G	104.56	Inf	-Inf	3.45	3	Horizontal	351	1.00	101.11	34.43	5.96	36.94



5.925-6.425GHz_802.11be EHT320_Nss1,(MCS0)_2TX

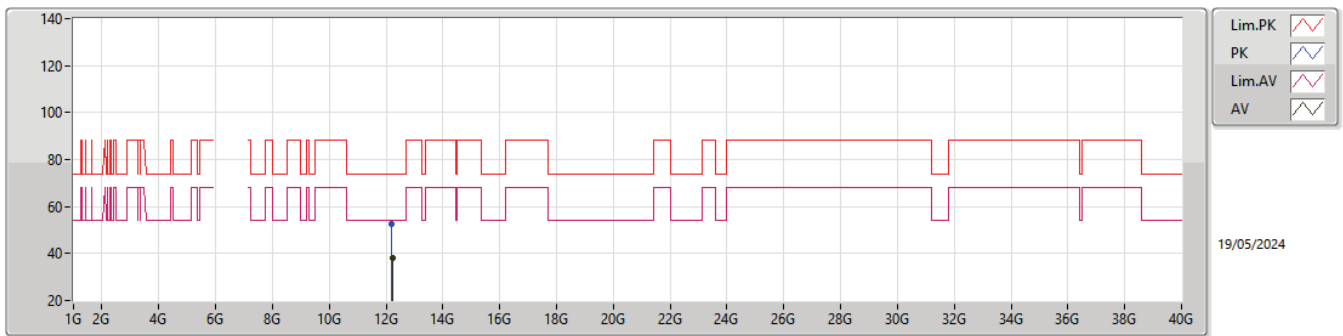
6105MHz_TX



Type	Freq (Hz)	Level (dBuV/m)	Limit (dBuV/m)	Margin (dB)	Factor (dB)	Dist (m)	Condition	Azimuth (°)	Height (m)	Raw (dBuV)	AF (dB)	CL (dB)	PA (dB)
AV	12.213G	38.32	54.00	-15.68	10.20	3	Vertical	174	1.47	28.12	39.37	8.88	38.05
PK	12.21176G	52.45	74.00	-21.55	10.21	3	Vertical	174	1.47	42.24	39.38	8.88	38.05

5.925-6.425GHz_802.11be EHT320_Nss1,(MCS0)_2TX

6105MHz_TX

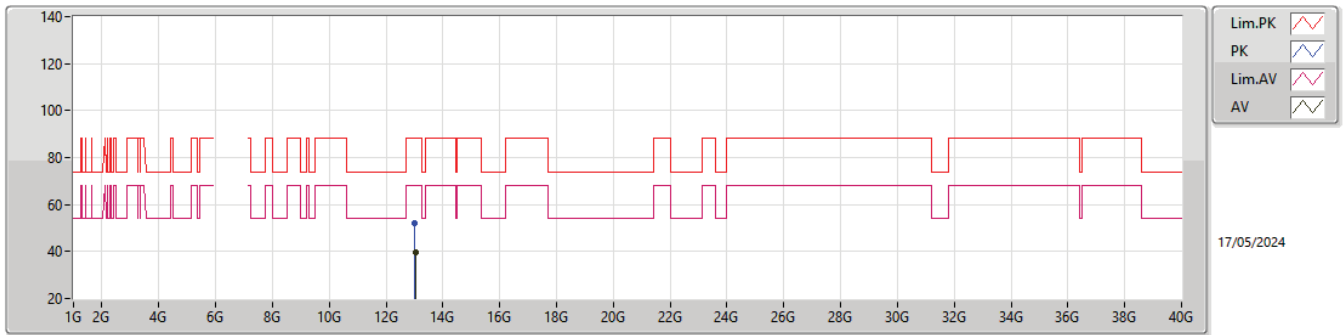


Type	Freq (Hz)	Level (dBuV/m)	Limit (dBuV/m)	Margin (dB)	Factor (dB)	Dist (m)	Condition	Azimuth (°)	Height (m)	Raw (dBuV)	AF (dB)	CL (dB)	PA (dB)
AV	12.21376G	38.36	54.00	-15.64	10.20	3	Horizontal	149	1.50	28.16	39.37	8.88	38.05
PK	12.21038G	52.66	74.00	-21.34	10.21	3	Horizontal	149	1.50	42.45	39.38	8.88	38.05



6.425-6.525GHz_802.11be EHT20_Nss1,(MCS0)_2TX

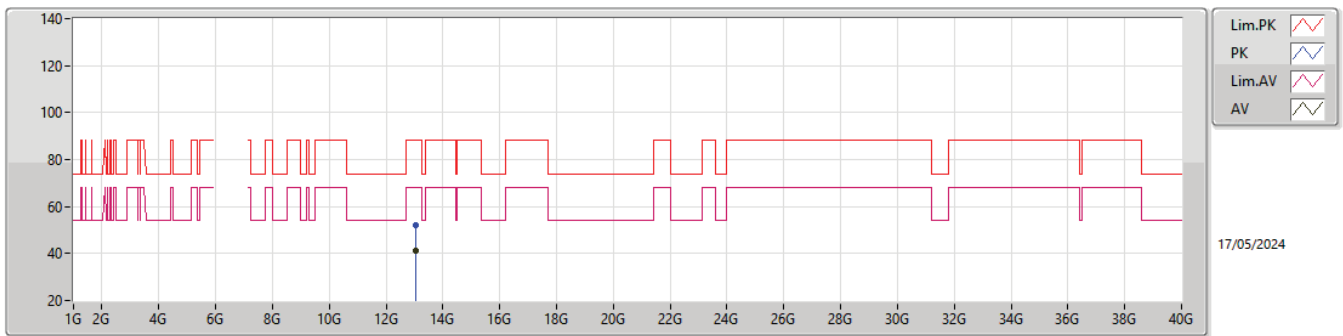
6515MHz_TX



Type	Freq (Hz)	Level (dBuV/m)	Limit (dBuV/m)	Margin (dB)	Factor (dB)	Dist (m)	Condition	Azimuth (°)	Height (m)	Raw (dBuV)	AF (dB)	CL (dB)	PA (dB)
AV	13.03G	39.71	68.20	-28.49	10.20	3	Vertical	19	1.50	29.51	39.64	9.14	38.58
PK	13.01998G	51.87	88.20	-36.33	10.22	3	Vertical	19	1.50	41.65	39.66	9.14	38.58

6.425-6.525GHz_802.11be EHT20_Nss1,(MCS0)_2TX

6515MHz_TX

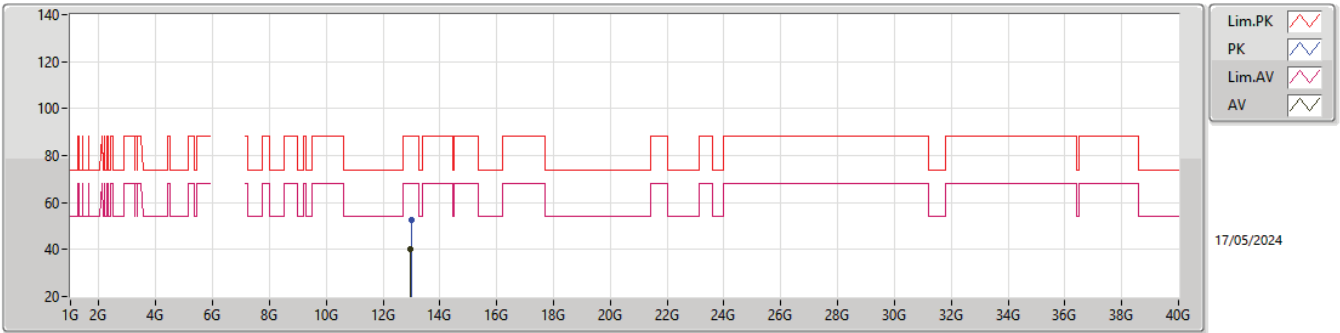


Type	Freq (Hz)	Level (dBuV/m)	Limit (dBuV/m)	Margin (dB)	Factor (dB)	Dist (m)	Condition	Azimuth (°)	Height (m)	Raw (dBuV)	AF (dB)	CL (dB)	PA (dB)
AV	13.02994G	41.42	68.20	-26.78	10.20	3	Horizontal	33	1.67	31.22	39.64	9.14	38.58
PK	13.02994G	52.13	88.20	-36.07	10.20	3	Horizontal	33	1.67	41.93	39.64	9.14	38.58



6.425-6.525GHz_802.11be EHT40_Nss1,(MCS0)_2TX

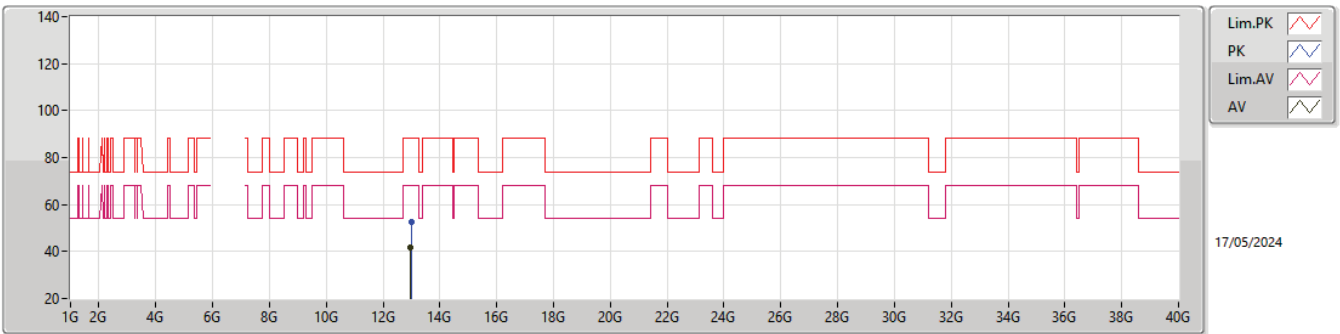
6485MHz_TX



Type	Freq (Hz)	Level (dBuV/m)	Limit (dBuV/m)	Margin (dB)	Factor (dB)	Dist (m)	Condition	Azimuth (°)	Height (m)	Raw (dBuV)	AF (dB)	CL (dB)	PA (dB)
AV	12.97G	40.19	68.20	-28.01	10.38	3	Vertical	20	1.48	29.81	39.82	9.12	38.56
PK	12.98236G	52.56	88.20	-35.64	10.32	3	Vertical	20	1.48	42.24	39.77	9.12	38.57

6.425-6.525GHz_802.11be EHT40_Nss1,(MCS0)_2TX

6485MHz_TX

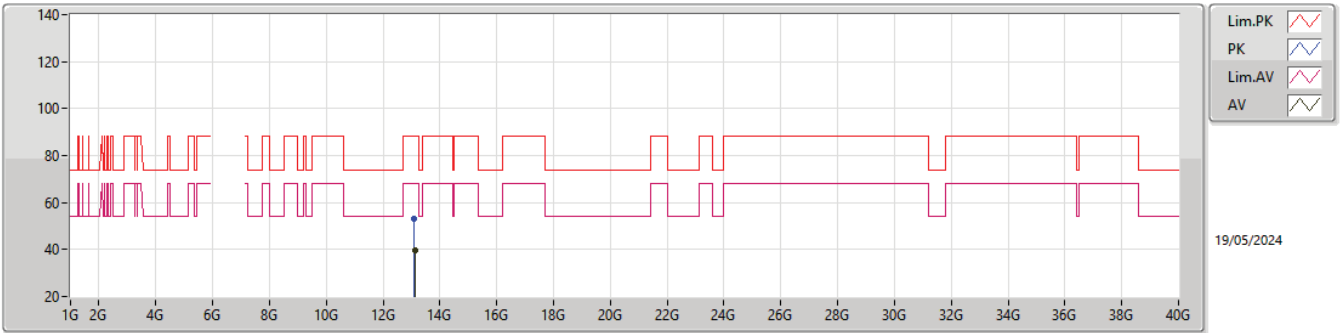


Type	Freq (Hz)	Level (dBuV/m)	Limit (dBuV/m)	Margin (dB)	Factor (dB)	Dist (m)	Condition	Azimuth (°)	Height (m)	Raw (dBuV)	AF (dB)	CL (dB)	PA (dB)
AV	12.96988G	41.69	68.20	-26.51	10.38	3	Horizontal	33	1.64	31.31	39.82	9.12	38.56
PK	12.99076G	52.63	88.20	-35.57	10.30	3	Horizontal	33	1.64	42.33	39.74	9.13	38.57



6.425-6.525GHz_802.11be EHT80_Nss1,(MCS0)_2TX

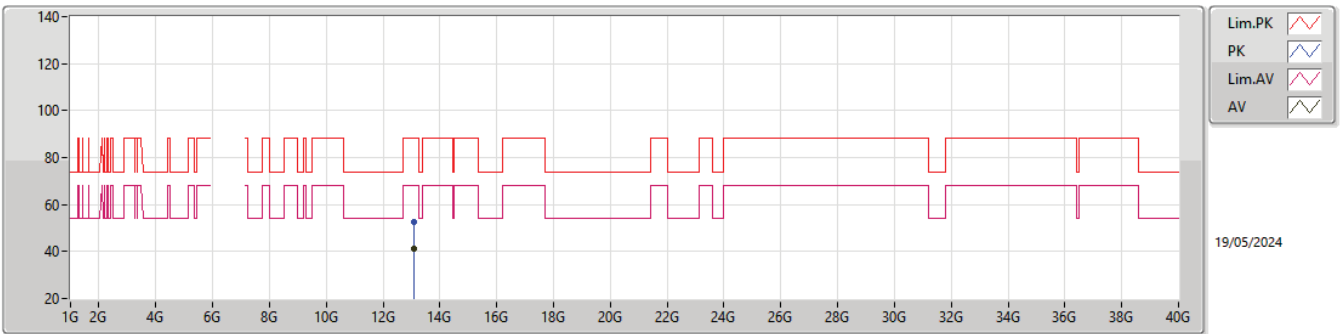
6545MHz_TX



Type	Freq (Hz)	Level (dBuV/m)	Limit (dBuV/m)	Margin (dB)	Factor (dB)	Dist (m)	Condition	Azimuth (°)	Height (m)	Raw (dBuV)	AF (dB)	CL (dB)	PA (dB)
AV	13.13632G	39.84	68.20	-28.36	10.46	3	Vertical	332	1.50	29.38	39.85	9.17	38.56
PK	13.108G	52.97	88.20	-35.23	10.33	3	Vertical	332	1.50	42.64	39.73	9.16	38.56

6.425-6.525GHz_802.11be EHT80_Nss1,(MCS0)_2TX

6545MHz_TX

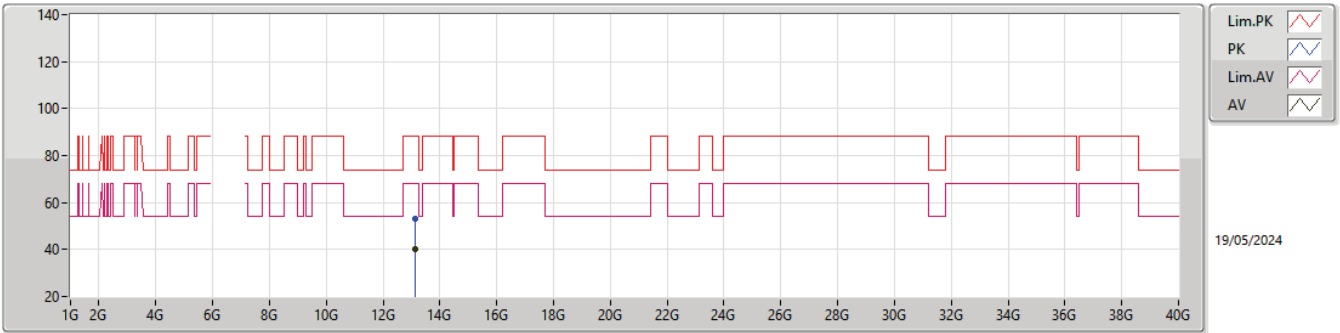


Type	Freq (Hz)	Level (dBuV/m)	Limit (dBuV/m)	Margin (dB)	Factor (dB)	Dist (m)	Condition	Azimuth (°)	Height (m)	Raw (dBuV)	AF (dB)	CL (dB)	PA (dB)
AV	13.09G	41.02	68.20	-27.18	10.27	3	Horizontal	33	1.58	30.75	39.68	9.16	38.57
PK	13.10152G	52.78	88.20	-35.42	10.30	3	Horizontal	33	1.58	42.48	39.71	9.16	38.57



6.425-6.525GHz_802.11be EHT160_Nss1,(MCS0)_2TX

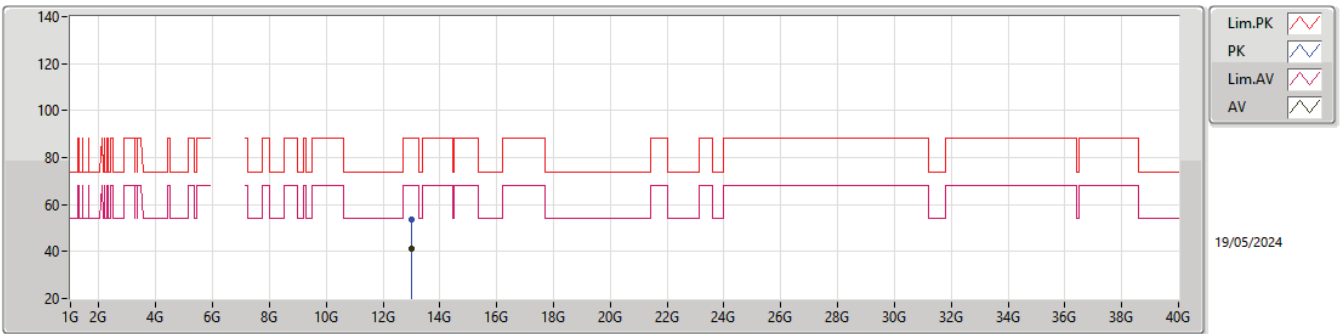
6505MHz_TX



Type	Freq (Hz)	Level (dBuV/m)	Limit (dBuV/m)	Margin (dB)	Factor (dB)	Dist (m)	Condition	Azimuth (°)	Height (m)	Raw (dBuV)	AF (dB)	CL (dB)	PA (dB)
AV	13.121G	40.15	68.20	-28.05	10.39	3	Vertical	19	1.48	29.76	39.78	9.17	38.56
PK	13.1276G	53.29	88.20	-34.91	10.42	3	Vertical	19	1.48	42.87	39.81	9.17	38.56

6.425-6.525GHz_802.11be EHT160_Nss1,(MCS0)_2TX

6505MHz_TX

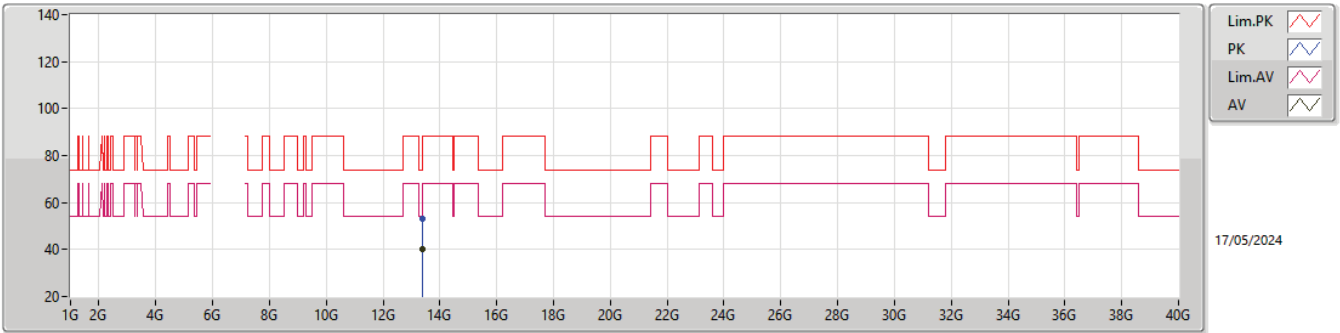


Type	Freq (Hz)	Level (dBuV/m)	Limit (dBuV/m)	Margin (dB)	Factor (dB)	Dist (m)	Condition	Azimuth (°)	Height (m)	Raw (dBuV)	AF (dB)	CL (dB)	PA (dB)
AV	13.01G	41.33	68.20	-26.87	10.23	3	Horizontal	32	1.57	31.10	39.68	9.13	38.58
PK	13.01G	53.60	88.20	-34.60	10.23	3	Horizontal	32	1.57	43.37	39.68	9.13	38.58



6.525-6.875GHz_802.11be EHT20_Nss1,(MCS0)_2TX

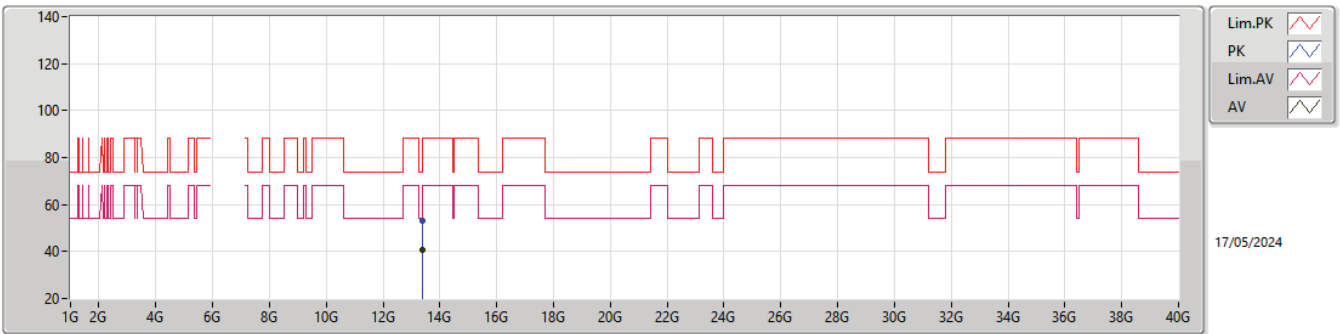
6695MHz_TX



Type	Freq (Hz)	Level (dBuV/m)	Limit (dBuV/m)	Margin (dB)	Factor (dB)	Dist (m)	Condition	Azimuth (°)	Height (m)	Raw (dBuV)	AF (dB)	CL (dB)	PA (dB)
AV	13.378G	40.10	54.00	-13.90	10.88	3	Vertical	303	1.50	29.22	40.16	9.25	38.53
PK	13.39492G	52.98	74.00	-21.02	10.93	3	Vertical	303	1.50	42.05	40.19	9.26	38.52

6.525-6.875GHz_802.11be EHT20_Nss1,(MCS0)_2TX

6695MHz_TX

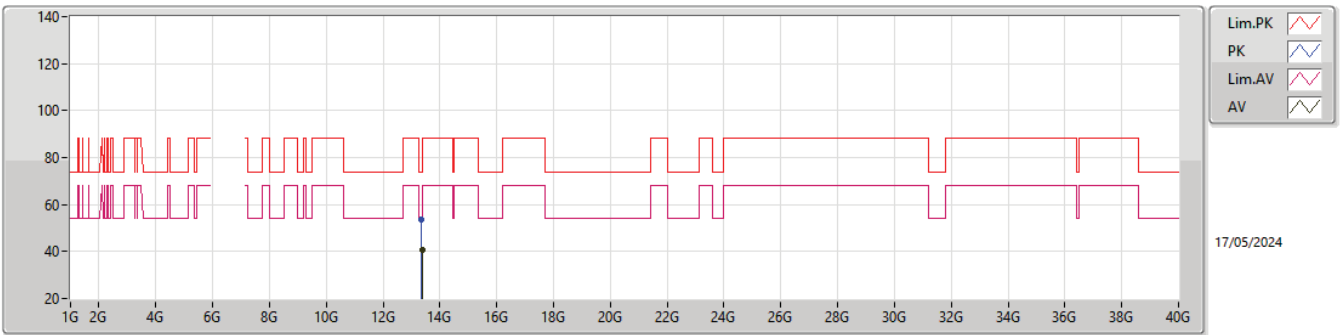


Type	Freq (Hz)	Level (dBuV/m)	Limit (dBuV/m)	Margin (dB)	Factor (dB)	Dist (m)	Condition	Azimuth (°)	Height (m)	Raw (dBuV)	AF (dB)	CL (dB)	PA (dB)
AV	13.38988G	40.65	54.00	-13.35	10.90	3	Horizontal	360	1.60	29.75	40.18	9.25	38.53
PK	13.38196G	52.98	74.00	-21.02	10.88	3	Horizontal	360	1.60	42.10	40.16	9.25	38.53



6.525-6.875GHz_802.11be EHT40_Nss1,(MCS0)_2TX

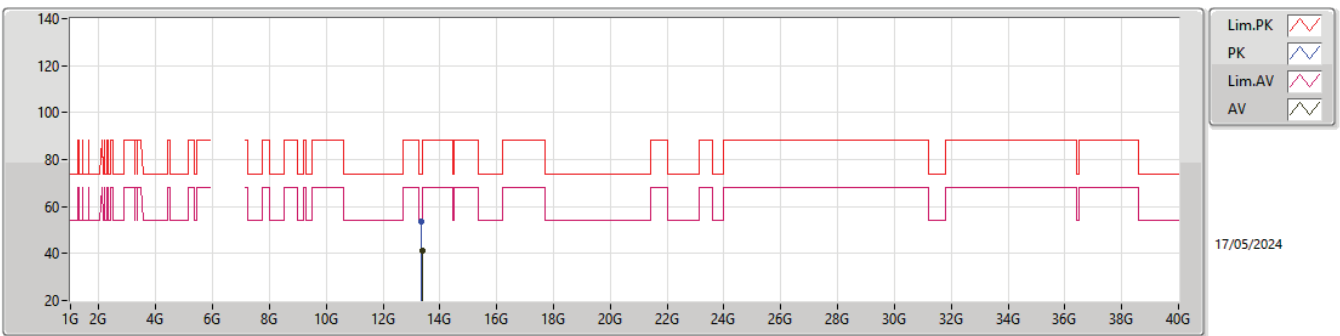
6685MHz_TX



Type	Freq (Hz)	Level (dBuV/m)	Limit (dBuV/m)	Margin (dB)	Factor (dB)	Dist (m)	Condition	Azimuth (°)	Height (m)	Raw (dBuV)	AF (dB)	CL (dB)	PA (dB)
AV	13.37012G	40.78	54.00	-13.22	10.86	3	Vertical	187	1.04	29.92	40.14	9.25	38.53
PK	13.34468G	53.48	74.00	-20.52	10.80	3	Vertical	187	1.04	42.68	40.09	9.24	38.53

6.525-6.875GHz_802.11be EHT40_Nss1,(MCS0)_2TX

6685MHz_TX

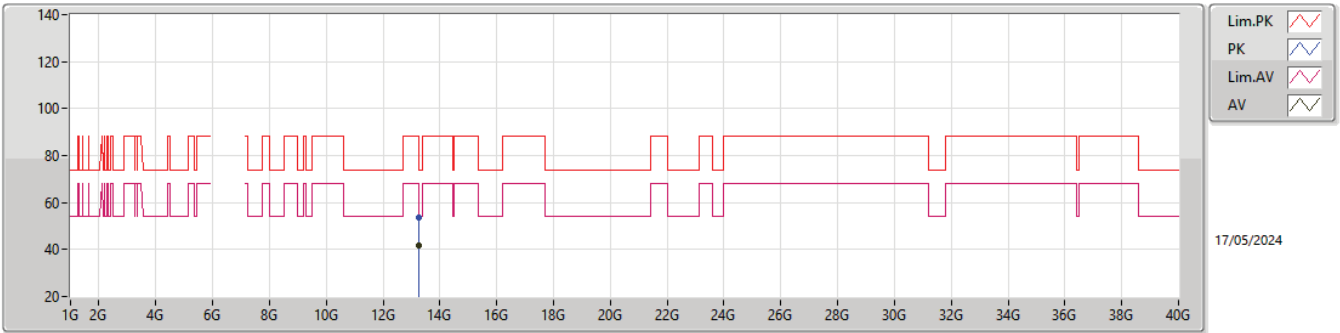


Type	Freq (Hz)	Level (dBuV/m)	Limit (dBuV/m)	Margin (dB)	Factor (dB)	Dist (m)	Condition	Azimuth (°)	Height (m)	Raw (dBuV)	AF (dB)	CL (dB)	PA (dB)
AV	13.37G	41.09	54.00	-12.91	10.86	3	Horizontal	7	1.44	30.23	40.14	9.25	38.53
PK	13.35884G	53.79	74.00	-20.21	10.83	3	Horizontal	7	1.44	42.96	40.12	9.24	38.53



6.525-6.875GHz_802.11be EHT80_Nss1,(MCS0)_2TX

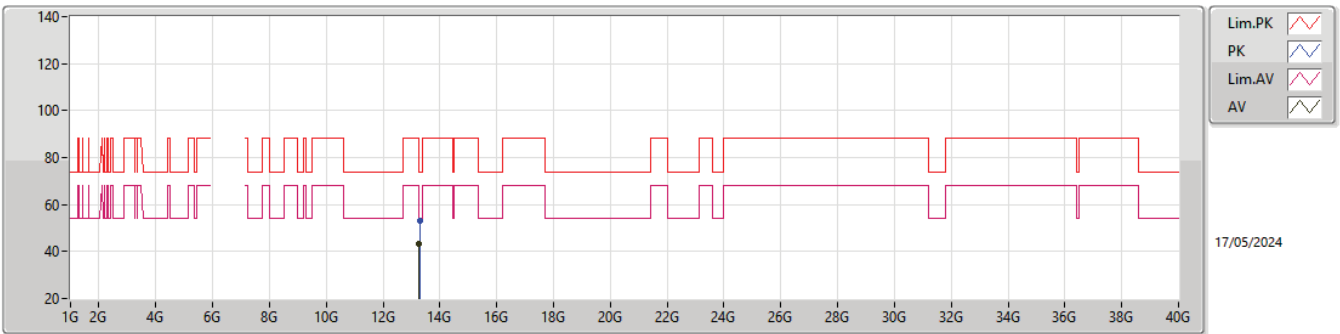
6625MHz_TX



Type	Freq (Hz)	Level (dBuV/m)	Limit (dBuV/m)	Margin (dB)	Factor (dB)	Dist (m)	Condition	Azimuth (°)	Height (m)	Raw (dBuV)	AF (dB)	CL (dB)	PA (dB)
AV	13.25G	41.68	54.00	-12.32	10.57	3	Vertical	205	1.08	31.11	39.90	9.21	38.54
PK	13.2488G	53.82	88.20	-34.38	10.56	3	Vertical	205	1.08	43.26	39.90	9.21	38.55

6.525-6.875GHz_802.11be EHT80_Nss1,(MCS0)_2TX

6625MHz_TX

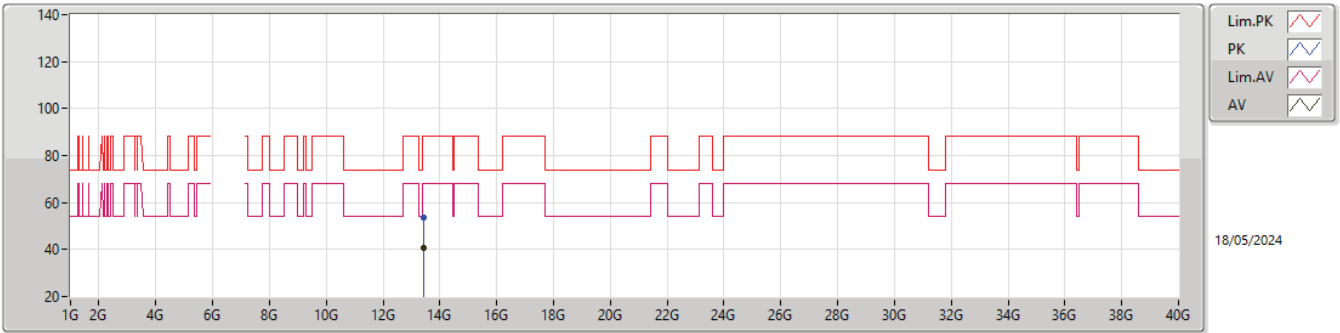


Type	Freq (Hz)	Level (dBuV/m)	Limit (dBuV/m)	Margin (dB)	Factor (dB)	Dist (m)	Condition	Azimuth (°)	Height (m)	Raw (dBuV)	AF (dB)	CL (dB)	PA (dB)
AV	13.25G	43.18	54.00	-10.82	10.56	3	Horizontal	50	1.45	32.62	39.90	9.21	38.55
PK	13.28912G	53.05	74.00	-20.95	10.66	3	Horizontal	50	1.45	42.39	39.98	9.22	38.54



6.525-6.875GHz_802.11be EHT160_Nss1,(MCS0)_2TX

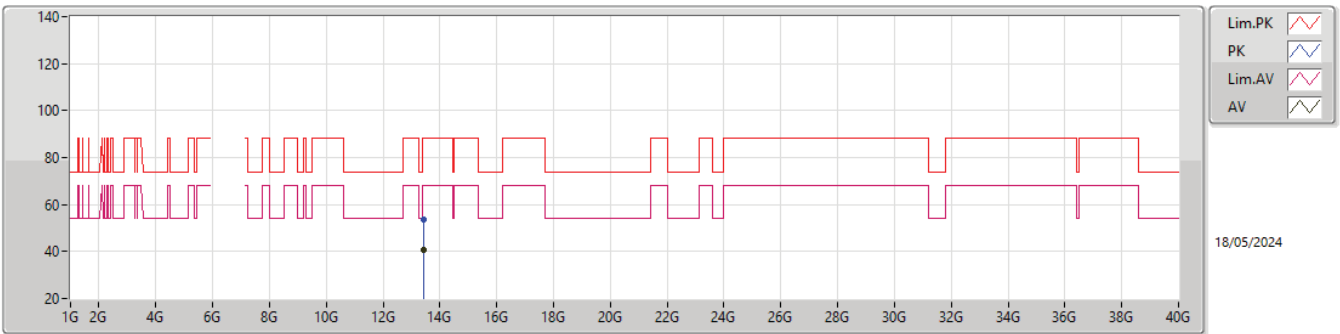
6665MHz_TX



Type	Freq (Hz)	Level (dBuV/m)	Limit (dBuV/m)	Margin (dB)	Factor (dB)	Dist (m)	Condition	Azimuth (°)	Height (m)	Raw (dBuV)	AF (dB)	CL (dB)	PA (dB)
AV	13.43704G	40.91	54.00	-13.09	10.77	3	Vertical	202	1.36	30.14	40.06	9.24	38.53
PK	13.43704G	53.50	88.20	-34.70	11.10	3	Vertical	202	1.36	42.40	40.35	9.27	38.52

6.525-6.875GHz_802.11be EHT160_Nss1,(MCS0)_2TX

6665MHz_TX

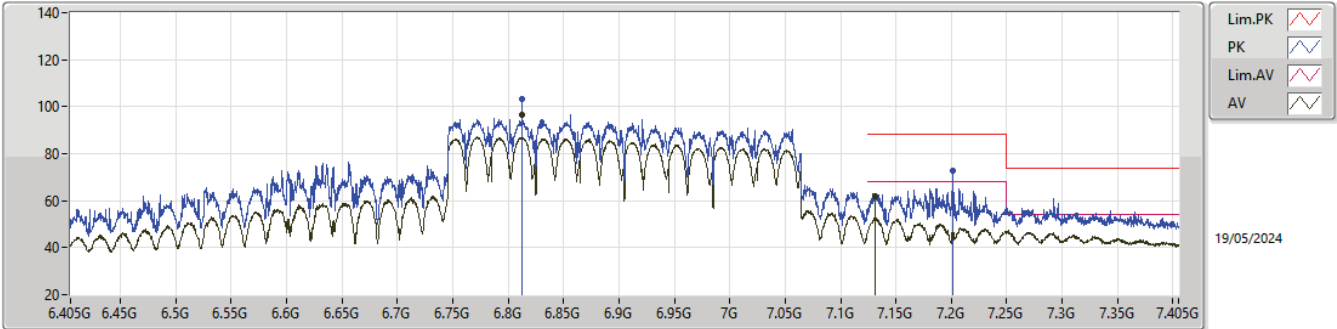


Type	Freq (Hz)	Level (dBuV/m)	Limit (dBuV/m)	Margin (dB)	Factor (dB)	Dist (m)	Condition	Azimuth (°)	Height (m)	Raw (dBuV)	AF (dB)	CL (dB)	PA (dB)
AV	13.42552G	40.78	54.00	-13.22	10.77	3	Horizontal	235	1.50	30.01	40.06	9.24	38.53
PK	13.42552G	53.78	88.20	-34.42	11.05	3	Horizontal	235	1.50	42.73	40.30	9.27	38.52



6.525-6.875GHz_802.11be EHT320_Nss1,(MCS0)_2TX

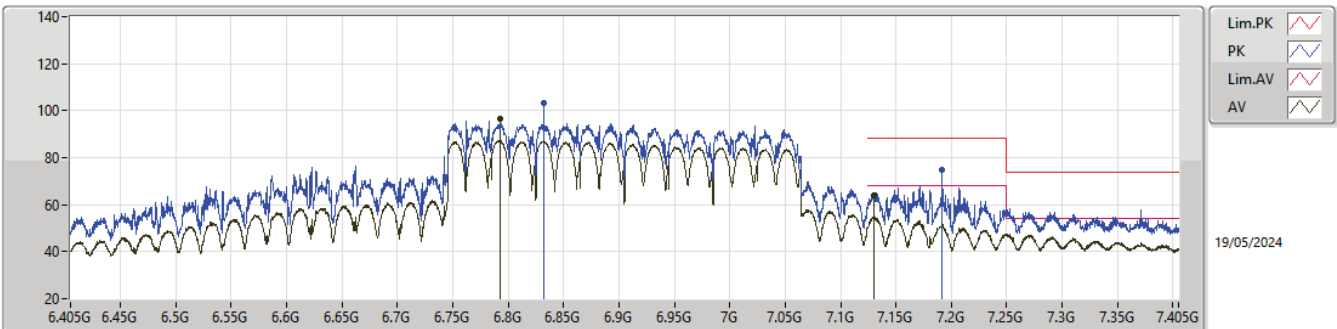
6905MHz_TX



Type	Freq (Hz)	Level (dBuV/m)	Limit (dBuV/m)	Margin (dB)	Factor (dB)	Dist (m)	Condition	Azimuth (°)	Height (m)	Raw (dBuV)	AF (dB)	CL (dB)	PA (dB)
AV	6.8125G	96.49	Inf	-Inf	6.02	3	Vertical	329	1.00	90.47	36.35	6.35	36.68
AV	7.1315G	61.89	68.20	-6.31	6.80	3	Vertical	329	1.00	55.09	36.89	6.50	36.59
PK	6.8125G	103.25	Inf	-Inf	6.02	3	Vertical	329	1.00	97.23	36.35	6.35	36.68
PK	7.2015G	72.89	88.20	-15.31	7.07	3	Vertical	329	1.00	65.82	37.11	6.53	36.57

6.525-6.875GHz_802.11be EHT320_Nss1,(MCS0)_2TX

6905MHz_TX

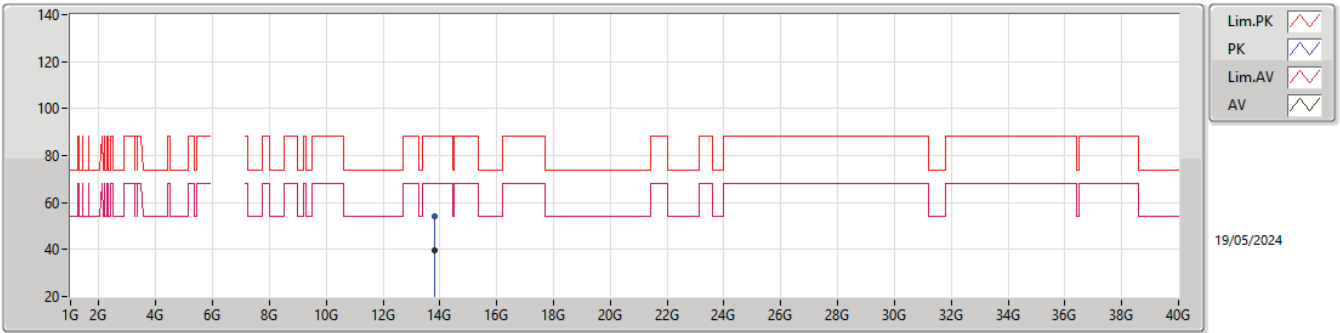


Type	Freq (Hz)	Level (dBuV/m)	Limit (dBuV/m)	Margin (dB)	Factor (dB)	Dist (m)	Condition	Azimuth (°)	Height (m)	Raw (dBuV)	AF (dB)	CL (dB)	PA (dB)
AV	6.7925G	96.70	Inf	-Inf	6.04	3	Horizontal	1	1.01	90.66	36.38	6.35	36.69
AV	7.1305G	64.22	68.20	-3.98	6.79	3	Horizontal	1	1.01	57.43	36.88	6.50	36.59
PK	6.8325G	103.49	Inf	-Inf	5.95	3	Horizontal	1	1.01	97.54	36.27	6.36	36.68
PK	7.1915G	74.99	88.20	-13.21	7.03	3	Horizontal	1	1.01	67.96	37.08	6.53	36.58



6.525-6.875GHz_802.11be EHT320_Nss1,(MCS0)_2TX

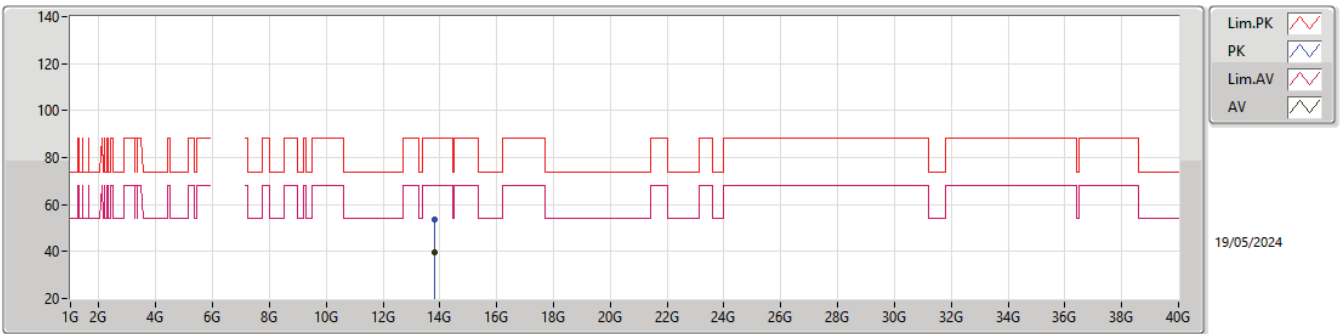
6905MHz_TX



Type	Freq (Hz)	Level (dBuV/m)	Limit (dBuV/m)	Margin (dB)	Factor (dB)	Dist (m)	Condition	Azimuth (°)	Height (m)	Raw (dBuV)	AF (dB)	CL (dB)	PA (dB)
AV	13.80522G	39.64	68.20	-28.56	11.20	3	Vertical	318	1.50	28.44	40.11	9.39	38.30
PK	13.80608G	54.06	88.20	-34.14	11.20	3	Vertical	318	1.50	42.86	40.11	9.39	38.30

6.525-6.875GHz_802.11be EHT320_Nss1,(MCS0)_2TX

6905MHz_TX

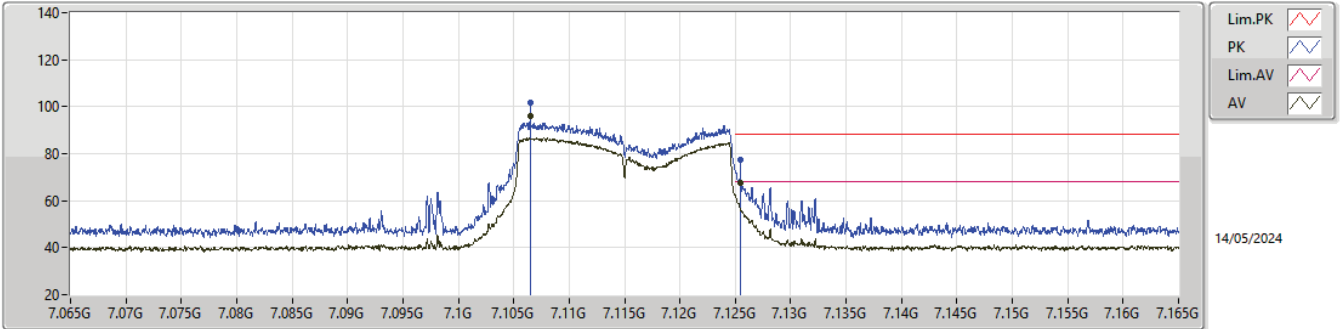


Type	Freq (Hz)	Level (dBuV/m)	Limit (dBuV/m)	Margin (dB)	Factor (dB)	Dist (m)	Condition	Azimuth (°)	Height (m)	Raw (dBuV)	AF (dB)	CL (dB)	PA (dB)
AV	13.80572G	39.68	68.20	-28.52	11.20	3	Horizontal	188	1.50	28.48	40.11	9.39	38.30
PK	13.81436G	53.68	88.20	-34.52	11.22	3	Horizontal	188	1.50	42.46	40.13	9.39	38.30



6.875-7.125GHz_802.11be EHT20_Nss1,(MCS0)_2TX

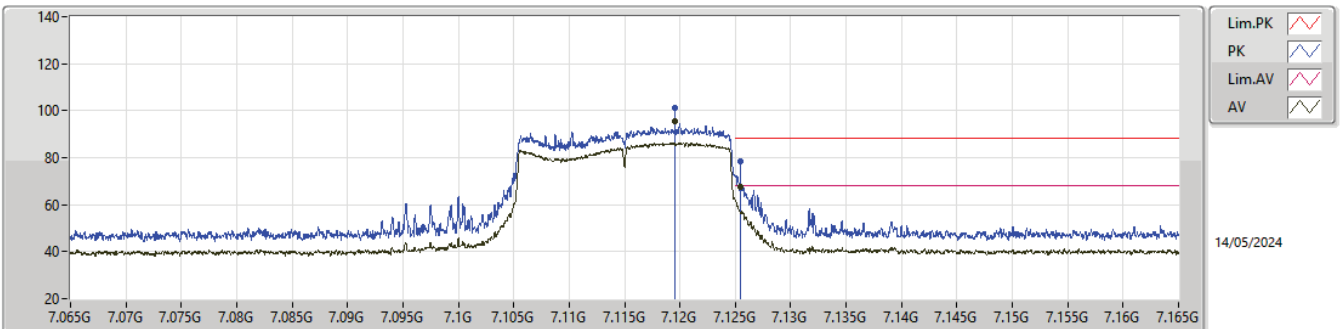
7115MHz_TX



Type	Freq (Hz)	Level (dBuV/m)	Limit (dBuV/m)	Margin (dB)	Factor (dB)	Dist (m)	Condition	Azimuth (°)	Height (m)	Raw (dBuV)	AF (dB)	CL (dB)	PA (dB)
AV	7.1065G	95.92	Inf	-Inf	6.62	3	Vertical	324	1.50	89.30	36.74	6.48	36.60
AV	7.1255G	67.33	68.20	-0.87	6.75	3	Vertical	324	1.50	60.58	36.85	6.49	36.59
PK	7.1065G	101.78	Inf	-Inf	6.62	3	Vertical	324	1.50	95.16	36.74	6.48	36.60
PK	7.1255G	77.58	88.20	-10.62	6.75	3	Vertical	324	1.50	70.83	36.85	6.49	36.59

6.875-7.125GHz_802.11be EHT20_Nss1,(MCS0)_2TX

7115MHz_TX

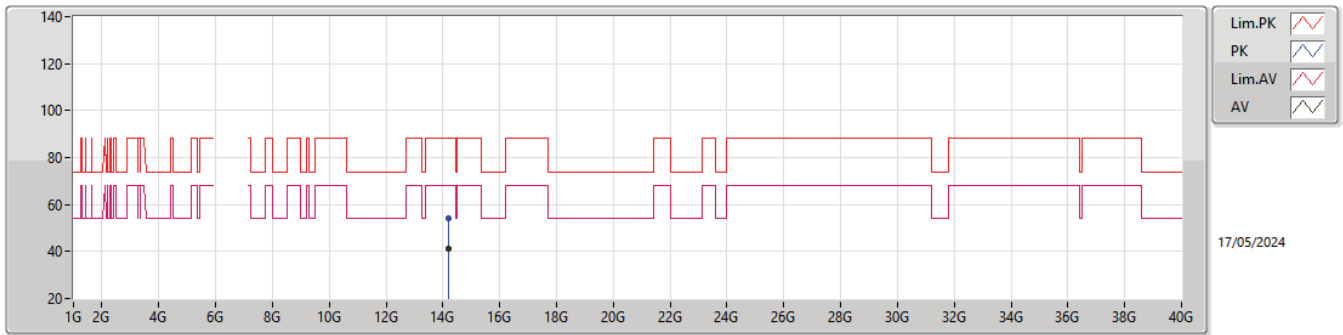


Type	Freq (Hz)	Level (dBuV/m)	Limit (dBuV/m)	Margin (dB)	Factor (dB)	Dist (m)	Condition	Azimuth (°)	Height (m)	Raw (dBuV)	AF (dB)	CL (dB)	PA (dB)
AV	7.1195G	95.65	Inf	-Inf	6.71	3	Horizontal	329	1.19	88.94	36.82	6.49	36.60
AV	7.1255G	67.60	68.20	-0.60	6.75	3	Horizontal	329	1.19	60.85	36.85	6.49	36.59
PK	7.1195G	101.09	Inf	-Inf	6.71	3	Horizontal	329	1.19	94.38	36.82	6.49	36.60
PK	7.1255G	78.30	88.20	-9.90	6.75	3	Horizontal	329	1.19	71.55	36.85	6.49	36.59



6.875-7.125GHz_802.11be EHT20_Nss1,(MCS0)_2TX

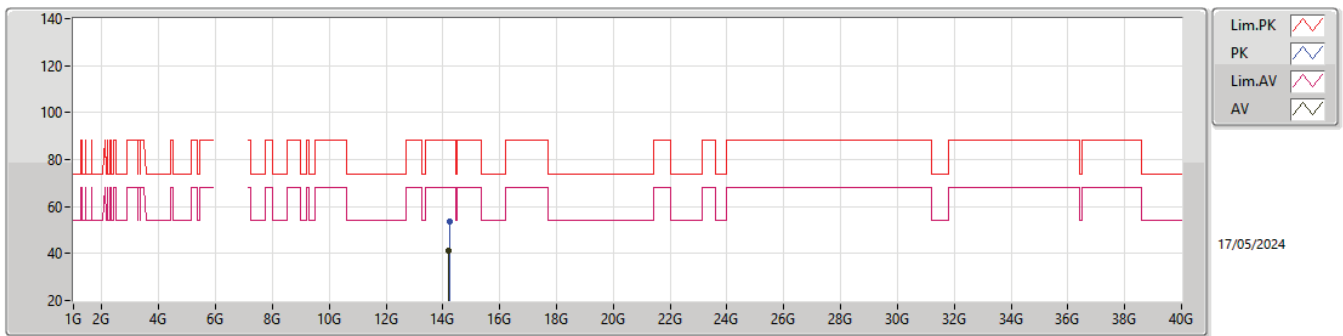
7115MHz_TX



Type	Freq (Hz)	Level (dBuV/m)	Limit (dBuV/m)	Margin (dB)	Factor (dB)	Dist (m)	Condition	Azimuth (°)	Height (m)	Raw (dBuV)	AF (dB)	CL (dB)	PA (dB)
AV	14.21518G	41.12	68.20	-27.08	12.06	3	Vertical	185	1.50	29.06	40.64	9.53	38.11
PK	14.21794G	54.30	88.20	-33.90	12.05	3	Vertical	185	1.50	42.25	40.63	9.53	38.11

6.875-7.125GHz_802.11be EHT20_Nss1,(MCS0)_2TX

7115MHz_TX

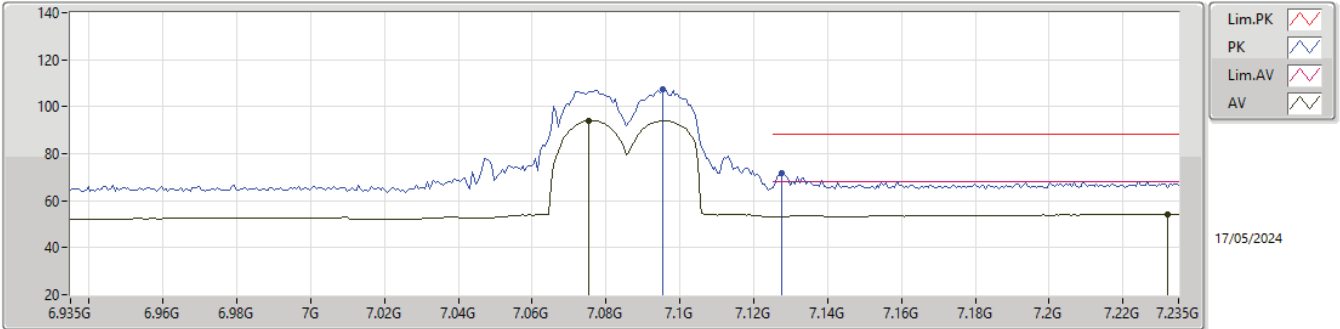


Type	Freq (Hz)	Level (dBuV/m)	Limit (dBuV/m)	Margin (dB)	Factor (dB)	Dist (m)	Condition	Azimuth (°)	Height (m)	Raw (dBuV)	AF (dB)	CL (dB)	PA (dB)
AV	14.2159G	41.07	68.20	-27.13	12.06	3	Horizontal	84	1.50	29.01	40.64	9.53	38.11
PK	14.22616G	53.56	88.20	-34.64	12.03	3	Horizontal	84	1.50	41.53	40.60	9.54	38.11



6.875-7.125GHz_802.11be EHT40_Nss1,(MCS0)_2TX

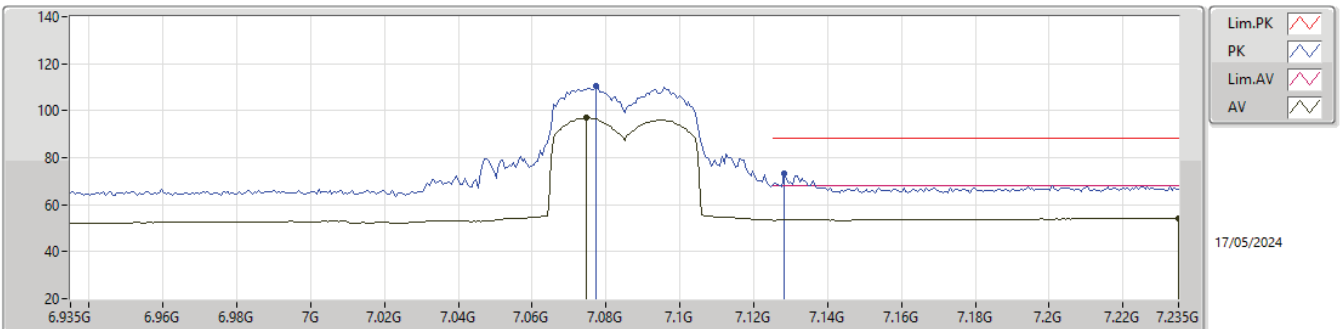
7085MHz_TX



Type	Freq (Hz)	Level (dBuV/m)	Limit (dBuV/m)	Margin (dB)	Factor (dB)	Dist (m)	Condition	Azimuth (°)	Height (m)	Raw (dBuV)	AF (dB)	CL (dB)	PA (dB)
AV	7.0754G	94.10	Inf	-Inf	6.46	3	Vertical	322	1.50	87.64	36.60	6.47	36.61
AV	7.232G	54.34	68.20	-13.86	7.21	3	Vertical	322	1.50	47.13	37.23	6.55	36.57
PK	7.0952G	107.25	Inf	-Inf	6.56	3	Vertical	322	1.50	100.69	36.68	6.48	36.60
PK	7.1276G	71.63	88.20	-16.57	6.77	3	Vertical	322	1.50	64.86	36.87	6.49	36.59

6.875-7.125GHz_802.11be EHT40_Nss1,(MCS0)_2TX

7085MHz_TX

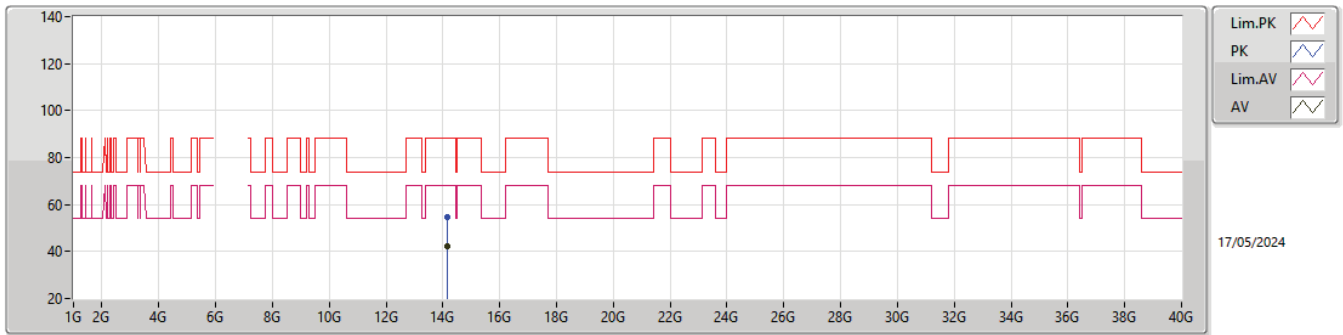


Type	Freq (Hz)	Level (dBuV/m)	Limit (dBuV/m)	Margin (dB)	Factor (dB)	Dist (m)	Condition	Azimuth (°)	Height (m)	Raw (dBuV)	AF (dB)	CL (dB)	PA (dB)
AV	7.0748G	96.88	Inf	-Inf	6.46	3	Horizontal	14	1.07	90.42	36.60	6.47	36.61
AV	7.235G	54.34	68.20	-13.86	7.23	3	Horizontal	14	1.07	47.11	37.24	6.55	36.56
PK	7.0772G	110.51	Inf	-Inf	6.47	3	Horizontal	14	1.07	104.04	36.61	6.47	36.61
PK	7.1282G	73.24	88.20	-14.96	6.77	3	Horizontal	14	1.07	66.47	36.87	6.49	36.59



6.875-7.125GHz_802.11be EHT40_Nss1,(MCS0)_2TX

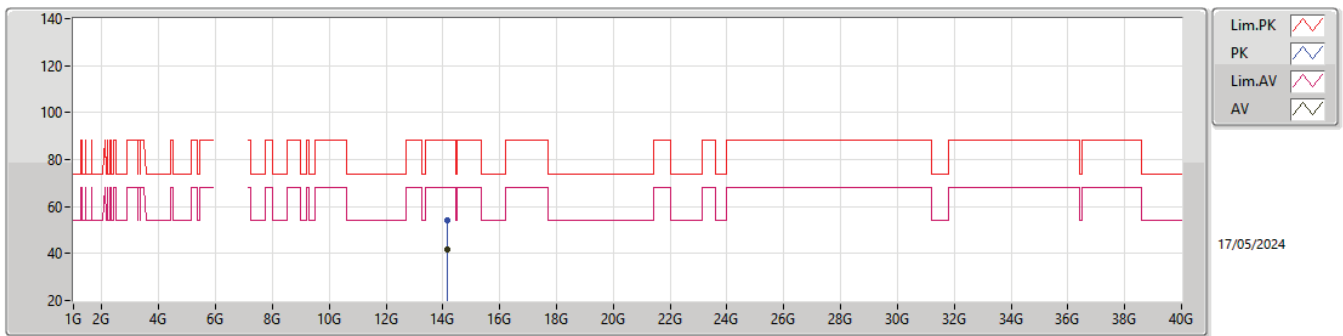
7085MHz_TX



Type	Freq (Hz)	Level (dBuV/m)	Limit (dBuV/m)	Margin (dB)	Factor (dB)	Dist (m)	Condition	Azimuth (°)	Height (m)	Raw (dBuV)	AF (dB)	CL (dB)	PA (dB)
AV	14.143G	41.99	68.20	-26.21	12.26	3	Vertical	18	1.50	29.73	40.89	9.50	38.13
PK	14.14204G	54.55	88.20	-33.65	12.25	3	Vertical	18	1.50	42.30	40.88	9.50	38.13

6.875-7.125GHz_802.11be EHT40_Nss1,(MCS0)_2TX

7085MHz_TX

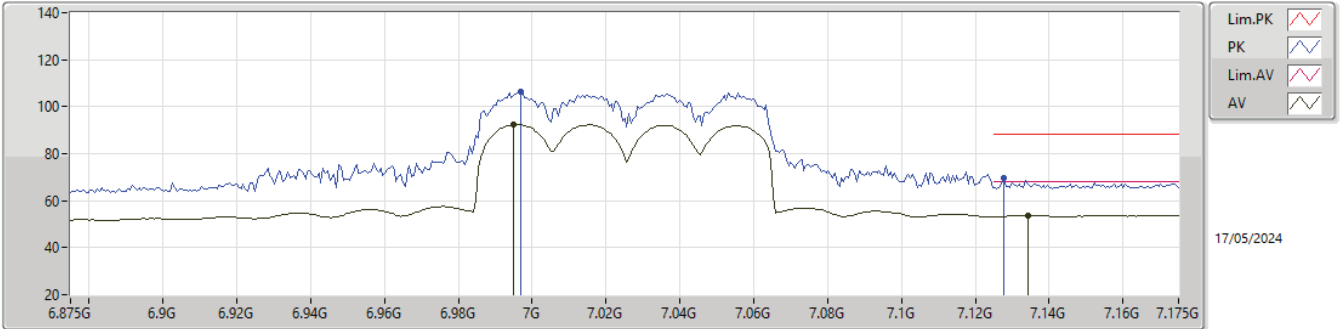


Type	Freq (Hz)	Level (dBuV/m)	Limit (dBuV/m)	Margin (dB)	Factor (dB)	Dist (m)	Condition	Azimuth (°)	Height (m)	Raw (dBuV)	AF (dB)	CL (dB)	PA (dB)
AV	14.1418G	41.97	68.20	-26.23	12.25	3	Horizontal	42	1.50	29.72	40.88	9.50	38.13
PK	14.15536G	54.32	88.20	-33.88	12.26	3	Horizontal	42	1.50	42.06	40.88	9.51	38.13



6.875-7.125GHz_802.11be EHT80_Nss1,(MCS0)_2TX

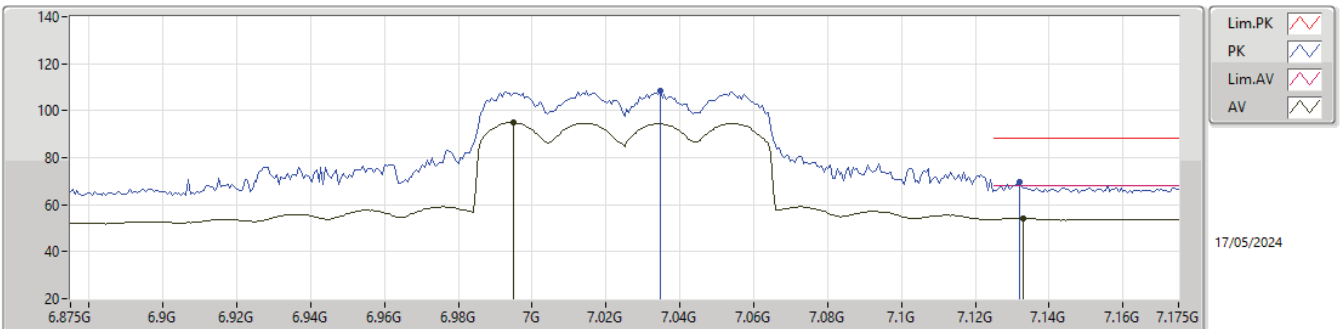
7025MHz_TX



Type	Freq (Hz)	Level (dBuV/m)	Limit (dBuV/m)	Margin (dB)	Factor (dB)	Dist (m)	Condition	Azimuth (°)	Height (m)	Raw (dBuV)	AF (dB)	CL (dB)	PA (dB)
AV	6.995G	92.33	Inf	-Inf	5.99	3	Vertical	328	1.49	86.34	36.19	6.43	36.63
AV	7.1342G	53.75	68.20	-14.45	6.82	3	Vertical	328	1.49	46.93	36.91	6.50	36.59
PK	6.9968G	106.28	Inf	-Inf	5.99	3	Vertical	328	1.49	100.29	36.19	6.43	36.63
PK	7.1276G	69.91	88.20	-18.29	6.77	3	Vertical	328	1.49	63.14	36.87	6.49	36.59

6.875-7.125GHz_802.11be EHT80_Nss1,(MCS0)_2TX

7025MHz_TX

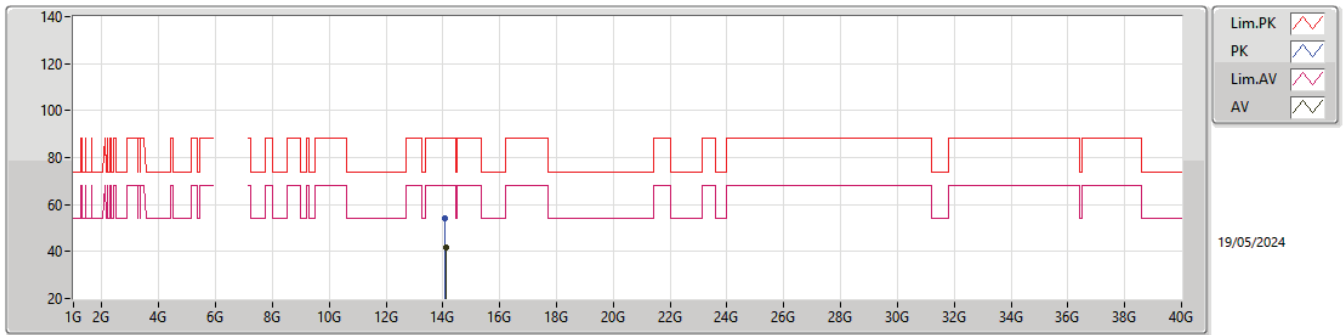


Type	Freq (Hz)	Level (dBuV/m)	Limit (dBuV/m)	Margin (dB)	Factor (dB)	Dist (m)	Condition	Azimuth (°)	Height (m)	Raw (dBuV)	AF (dB)	CL (dB)	PA (dB)
AV	6.995G	94.81	Inf	-Inf	5.99	3	Horizontal	12	1.00	88.82	36.19	6.43	36.63
AV	7.133G	54.24	68.20	-13.96	6.81	3	Horizontal	12	1.00	47.43	36.90	6.50	36.59
PK	7.0346G	108.43	Inf	-Inf	6.24	3	Horizontal	12	1.00	102.19	36.41	6.45	36.62
PK	7.1318G	69.84	88.20	-18.36	6.80	3	Horizontal	12	1.00	63.04	36.89	6.50	36.59



6.875-7.125GHz_802.11be EHT80_Nss1,(MCS0)_2TX

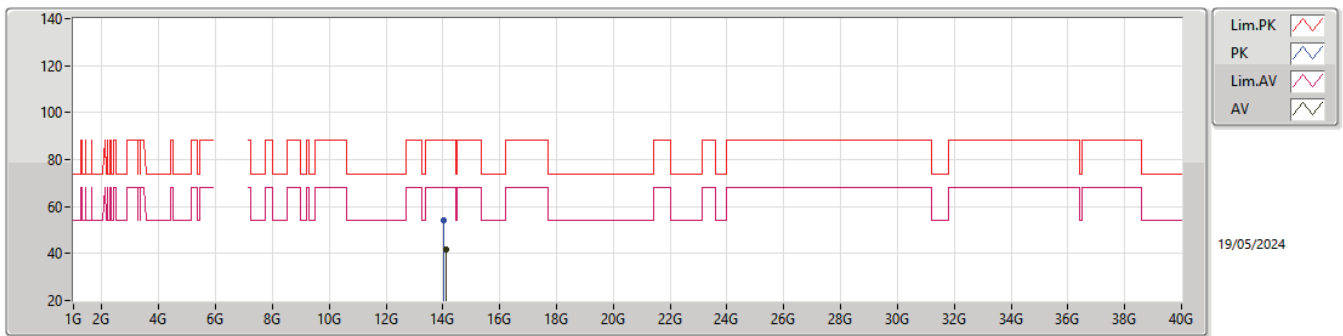
7025MHz_TX



Type	Freq (Hz)	Level (dBuV/m)	Limit (dBuV/m)	Margin (dB)	Factor (dB)	Dist (m)	Condition	Azimuth (°)	Height (m)	Raw (dBuV)	AF (dB)	CL (dB)	PA (dB)
AV	14.10256G	41.74	68.20	-26.46	12.16	3	Vertical	4	1.29	29.58	40.81	9.49	38.14
PK	14.07424G	54.28	88.20	-33.92	12.03	3	Vertical	4	1.29	42.25	40.70	9.48	38.15

6.875-7.125GHz_802.11be EHT80_Nss1,(MCS0)_2TX

7025MHz_TX

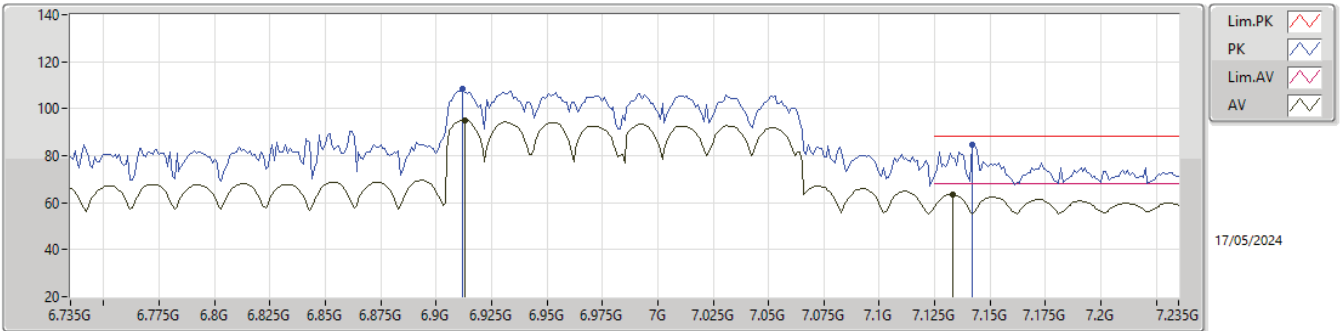


Type	Freq (Hz)	Level (dBuV/m)	Limit (dBuV/m)	Margin (dB)	Factor (dB)	Dist (m)	Condition	Azimuth (°)	Height (m)	Raw (dBuV)	AF (dB)	CL (dB)	PA (dB)
AV	14.1064G	41.73	68.20	-26.47	12.16	3	Horizontal	287	1.50	29.57	40.81	9.49	38.14
PK	14.01928G	53.99	88.20	-34.21	11.84	3	Horizontal	287	1.50	42.15	40.54	9.46	38.16



6.875-7.125GHz_802.11be EHT160_Nss1,(MCS0)_2TX

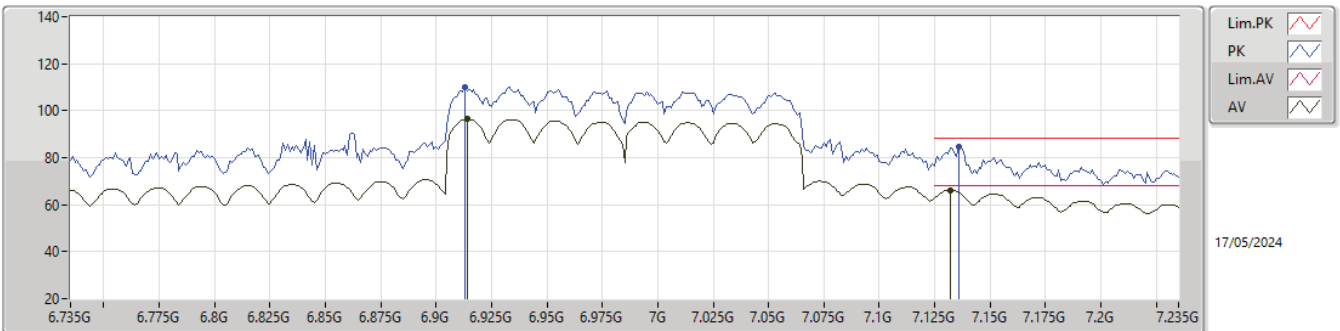
6985MHz_TX



Type	Freq (Hz)	Level (dBuV/m)	Limit (dBuV/m)	Margin (dB)	Factor (dB)	Dist (m)	Condition	Azimuth (°)	Height (m)	Raw (dBuV)	AF (dB)	CL (dB)	PA (dB)
AV	6.913G	95.00	Inf	-Inf	5.92	3	Vertical	333	1.00	89.08	36.17	6.40	36.65
AV	7.133G	63.44	68.20	-4.76	6.81	3	Vertical	333	1.00	56.63	36.90	6.50	36.59
PK	6.912G	108.23	Inf	-Inf	5.92	3	Vertical	333	1.00	102.31	36.18	6.39	36.65
PK	7.142G	84.47	88.20	-3.73	6.86	3	Vertical	333	1.00	77.61	36.95	6.50	36.59

6.875-7.125GHz_802.11be EHT160_Nss1,(MCS0)_2TX

6985MHz_TX

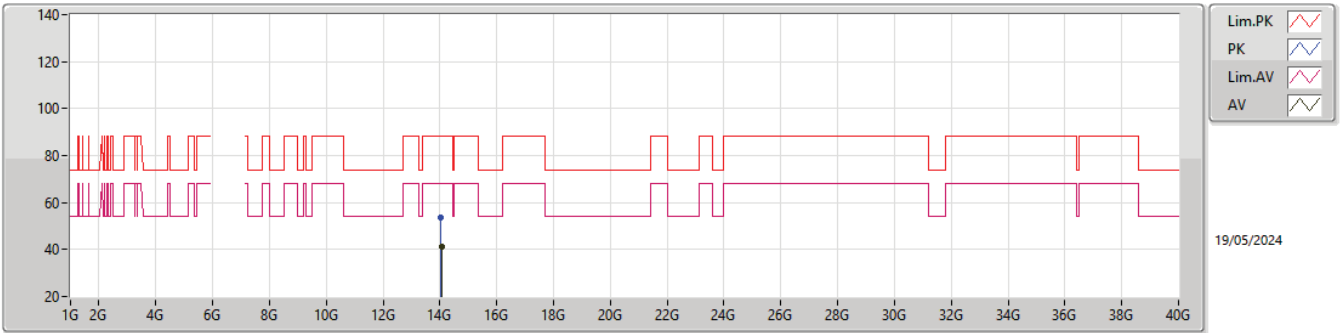


Type	Freq (Hz)	Level (dBuV/m)	Limit (dBuV/m)	Margin (dB)	Factor (dB)	Dist (m)	Condition	Azimuth (°)	Height (m)	Raw (dBuV)	AF (dB)	CL (dB)	PA (dB)
AV	6.914G	96.35	Inf	-Inf	5.92	3	Horizontal	9	1.01	90.43	36.17	6.40	36.65
AV	7.132G	66.14	68.20	-2.06	6.80	3	Horizontal	9	1.01	59.34	36.89	6.50	36.59
PK	6.913G	109.91	Inf	-Inf	5.92	3	Horizontal	9	1.01	103.99	36.17	6.40	36.65
PK	7.136G	84.56	88.20	-3.64	6.83	3	Horizontal	9	1.01	77.73	36.92	6.50	36.59



6.875-7.125GHz_802.11be EHT160_Nss1,(MCS0)_2TX

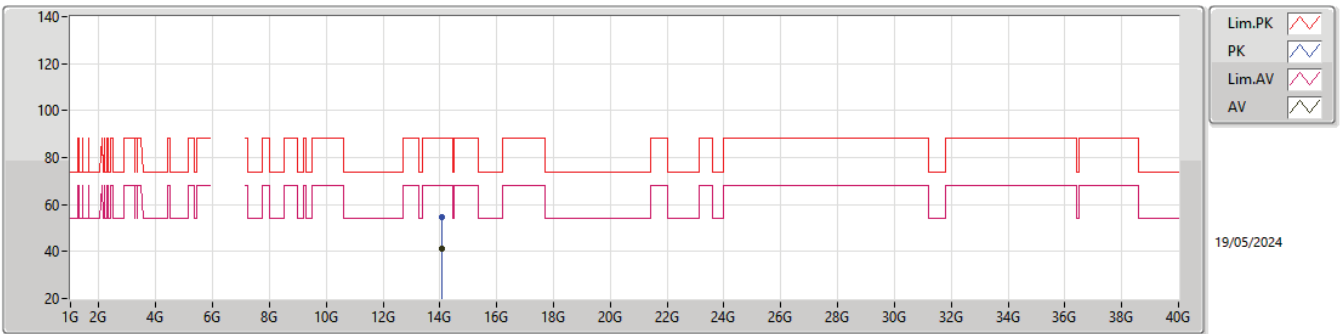
6985MHz_TX



Type	Freq (Hz)	Level (dBuV/m)	Limit (dBuV/m)	Margin (dB)	Factor (dB)	Dist (m)	Condition	Azimuth (°)	Height (m)	Raw (dBuV)	AF (dB)	CL (dB)	PA (dB)
AV	14.08904G	41.36	68.20	-26.84	12.09	3	Vertical	108	2.46	29.27	40.76	9.48	38.15
PK	14.01176G	53.81	88.20	-34.39	11.80	3	Vertical	108	2.46	42.01	40.52	9.45	38.17

6.875-7.125GHz_802.11be EHT160_Nss1,(MCS0)_2TX

6985MHz_TX



Type	Freq (Hz)	Level (dBuV/m)	Limit (dBuV/m)	Margin (dB)	Factor (dB)	Dist (m)	Condition	Azimuth (°)	Height (m)	Raw (dBuV)	AF (dB)	CL (dB)	PA (dB)
AV	14.08952G	41.44	68.20	-26.76	12.09	3	Horizontal	200	3.00	29.35	40.76	9.48	38.15
PK	14.08424G	54.88	88.20	-33.32	12.07	3	Horizontal	200	3.00	42.81	40.74	9.48	38.15



Summary

Mode	Result	Type	Freq (Hz)	Level (dBuV/m)	Limit (dBuV/m)	Margin (dB)	Dist (m)	Condition	Azimuth (°)	Height (m)
5.925-6.425GHz	-	-	-	-	-	-	-	-	-	-
802.11be EHT20-BF_Nss1,(MCS0)_2TX	Pass	AV	12.62712G	39.76	54.00	-14.24	3	Vertical	102	1.21
802.11be EHT40-BF_Nss1,(MCS0)_2TX	Pass	AV	12.38224G	39.38	54.00	-14.62	3	Horizontal	241	2.23
802.11be EHT80-BF_Nss1,(MCS0)_2TX	Pass	AV	12.42504G	39.34	54.00	-14.66	3	Horizontal	128	2.67
802.11be EHT160-BF_Nss1,(MCS0)_2TX	Pass	AV	12.01608G	39.12	54.00	-14.88	3	Horizontal	334	1.50
802.11be EHT320-BF_Nss1,(MCS0)_2TX	Pass	AV	12.2236G	39.28	54.00	-14.72	3	Horizontal	64	1.50
6.425-6.525GHz	-	-	-	-	-	-	-	-	-	-
802.11be EHT20-BF_Nss1,(MCS0)_2TX	Pass	AV	13.25342G	40.83	54.00	-13.17	3	Vertical	279	2.38
802.11be EHT40-BF_Nss1,(MCS0)_2TX	Pass	AV	13.28904G	40.56	54.00	-13.44	3	Vertical	130	1.50
802.11be EHT80-BF_Nss1,(MCS0)_2TX	Pass	AV	13.09G	40.90	68.20	-27.30	3	Horizontal	61	1.44
802.11be EHT160-BF_Nss1,(MCS0)_2TX	Pass	AV	13.01G	41.60	68.20	-26.60	3	Horizontal	33	1.51
6.525-6.875GHz	-	-	-	-	-	-	-	-	-	-
802.11be EHT20-BF_Nss1,(MCS0)_2TX	Pass	AV	13.2908G	41.02	54.00	-12.98	3	Horizontal	196	1.50
802.11be EHT40-BF_Nss1,(MCS0)_2TX	Pass	AV	13.37G	41.53	54.00	-12.47	3	Horizontal	127	1.50
802.11be EHT80-BF_Nss1,(MCS0)_2TX	Pass	AV	13.25016G	43.69	54.00	-10.31	3	Horizontal	126	1.69
802.11be EHT160-BF_Nss1,(MCS0)_2TX	Pass	AV	13.33G	43.18	54.00	-10.82	3	Horizontal	125	1.73
802.11be EHT320-BF_Nss1,(MCS0)_2TX	Pass	AV	7.303G	49.86	54.00	-4.14	3	Horizontal	3	1.00
6.875-7.125GHz	-	-	-	-	-	-	-	-	-	-
802.11be EHT20-BF_Nss1,(MCS0)_2TX	Pass	AV	7.1255G	67.88	68.20	-0.32	3	Vertical	328	1.50
802.11be EHT40-BF_Nss1,(MCS0)_2TX	Pass	AV	7.1288G	51.52	68.20	-16.68	3	Horizontal	12	1.01
802.11be EHT80-BF_Nss1,(MCS0)_2TX	Pass	AV	7.1282G	48.46	68.20	-19.74	3	Vertical	301	2.10
802.11be EHT160-BF_Nss1,(MCS0)_2TX	Pass	AV	7.128G	56.86	68.20	-11.34	3	Vertical	326	1.34



Result

Mode	Result	Type	Freq (Hz)	Level (dBuV/m)	Limit (dBuV/m)	Margin (dB)	Dist (m)	Condition	Azimuth (°)	Height (m)
802.11be EHT20-BF_Nss1,(MCS0)_2TX	-	-	-	-	-	-	-	-	-	-
5955MHz	Pass	AV	5.9244G	45.04	68.20	-23.16	3	Vertical	302	1.50
5955MHz	Pass	AV	5.9616G	97.82	Inf	-Inf	3	Vertical	302	1.50
5955MHz	Pass	PK	5.9184G	57.98	88.20	-30.22	3	Vertical	302	1.50
5955MHz	Pass	PK	5.9568G	110.28	Inf	-Inf	3	Vertical	302	1.50
5955MHz	Pass	AV	5.9112G	44.67	68.20	-23.53	3	Horizontal	26	1.76
5955MHz	Pass	AV	5.9616G	94.69	Inf	-Inf	3	Horizontal	26	1.76
5955MHz	Pass	PK	5.8992G	57.33	88.20	-30.87	3	Horizontal	26	1.76
5955MHz	Pass	PK	5.9604G	106.07	Inf	-Inf	3	Horizontal	26	1.76
5955MHz	Pass	AV	12.05112G	39.59	54.00	-14.41	3	Vertical	105	1.50
5955MHz	Pass	PK	12.00696G	52.49	74.00	-21.51	3	Vertical	105	1.50
5955MHz	Pass	AV	11.972G	39.56	54.00	-14.44	3	Horizontal	323	3.00
5955MHz	Pass	PK	11.958G	53.29	74.00	-20.71	3	Horizontal	323	3.00
6195MHz	Pass	AV	12.62712G	39.76	54.00	-14.24	3	Vertical	102	1.21
6195MHz	Pass	PK	12.62724G	52.77	74.00	-21.23	3	Vertical	102	1.21
6195MHz	Pass	AV	12.22584G	39.76	54.00	-14.24	3	Horizontal	144	1.50
6195MHz	Pass	PK	12.27288G	52.51	74.00	-21.49	3	Horizontal	144	1.50
6415MHz	Pass	AV	12.89624G	40.85	68.20	-27.35	3	Vertical	343	2.66
6415MHz	Pass	PK	12.88088G	54.09	88.20	-34.11	3	Vertical	343	2.66
6415MHz	Pass	AV	12.90104G	40.84	68.20	-27.36	3	Horizontal	153	1.42
6415MHz	Pass	PK	12.87896G	52.99	88.20	-35.21	3	Horizontal	153	1.42
6435MHz	Pass	AV	12.89784G	40.85	68.20	-27.35	3	Vertical	350	1.44
6435MHz	Pass	PK	12.90648G	53.82	88.20	-34.38	3	Vertical	350	1.44
6435MHz	Pass	AV	12.89496G	40.98	68.20	-27.22	3	Horizontal	137	1.50
6435MHz	Pass	PK	12.90744G	53.25	88.20	-34.95	3	Horizontal	137	1.50
6475MHz	Pass	AV	12.89432G	40.95	68.20	-27.25	3	Vertical	71	2.73
6475MHz	Pass	PK	12.85784G	53.71	88.20	-34.49	3	Vertical	71	2.73
6475MHz	Pass	AV	12.89048G	40.69	68.20	-27.51	3	Horizontal	56	1.50
6475MHz	Pass	PK	12.92504G	53.28	88.20	-34.92	3	Horizontal	56	1.50
6515MHz	Pass	AV	13.25342G	40.83	54.00	-13.17	3	Vertical	279	2.38
6515MHz	Pass	PK	13.25368G	53.32	74.00	-20.68	3	Vertical	279	2.38
6515MHz	Pass	AV	13.15025G	40.89	68.20	-27.31	3	Horizontal	233	1.77
6515MHz	Pass	PK	13.15G	53.89	88.20	-34.31	3	Horizontal	233	1.77
6535MHz	Pass	AV	13.19782G	41.03	68.20	-27.17	3	Vertical	19	1.00
6535MHz	Pass	PK	13.19768G	53.28	88.20	-34.92	3	Vertical	19	1.00
6535MHz	Pass	AV	13.2908G	41.02	54.00	-12.98	3	Horizontal	196	1.50
6535MHz	Pass	PK	13.20152G	53.60	88.20	-34.60	3	Horizontal	196	1.50
6695MHz	Pass	AV	13.5532G	41.62	68.20	-26.58	3	Vertical	223	1.50
6695MHz	Pass	PK	13.55413G	54.40	88.20	-33.80	3	Vertical	223	1.50
6695MHz	Pass	AV	13.60312G	41.74	68.20	-26.46	3	Horizontal	29	1.50
6695MHz	Pass	PK	13.59352G	55.05	88.20	-33.15	3	Horizontal	29	1.50
6875MHz	Pass	AV	13.96696G	41.72	68.20	-26.48	3	Vertical	286	1.50
6875MHz	Pass	PK	13.90264G	55.30	88.20	-32.90	3	Vertical	286	1.50
6875MHz	Pass	AV	13.84343G	41.74	68.20	-26.46	3	Horizontal	346	1.49
6875MHz	Pass	PK	13.84312G	55.10	88.20	-33.10	3	Horizontal	346	1.49
6895MHz	Pass	AV	14.01464G	41.85	68.20	-26.35	3	Vertical	212	2.14
6895MHz	Pass	PK	14.02424G	55.07	88.20	-33.13	3	Vertical	212	2.14
6895MHz	Pass	AV	13.91211G	41.96	68.20	-26.24	3	Horizontal	249	1.50
6895MHz	Pass	PK	13.91232G	55.71	88.20	-32.49	3	Horizontal	249	1.50
6995MHz	Pass	AV	14.1436G	43.08	68.20	-25.12	3	Vertical	224	1.50
6995MHz	Pass	PK	14.13112G	56.00	88.20	-32.20	3	Vertical	224	1.50
6995MHz	Pass	AV	14.14168G	43.14	68.20	-25.06	3	Horizontal	0	1.50
6995MHz	Pass	PK	14.21464G	55.09	88.20	-33.11	3	Horizontal	0	1.50
7095MHz	Pass	AV	7.0872G	96.00	Inf	-Inf	3	Vertical	319	1.71
7095MHz	Pass	AV	7.233G	49.10	68.20	-19.10	3	Vertical	319	1.71
7095MHz	Pass	PK	7.0896G	107.78	Inf	-Inf	3	Vertical	319	1.71
7095MHz	Pass	PK	7.23G	61.74	88.20	-26.46	3	Vertical	319	1.71
7095MHz	Pass	AV	7.098G	93.99	Inf	-Inf	3	Horizontal	19	1.38
7095MHz	Pass	AV	7.2378G	49.15	68.20	-19.05	3	Horizontal	19	1.38
7095MHz	Pass	PK	7.0884G	106.09	Inf	-Inf	3	Horizontal	19	1.38
7095MHz	Pass	PK	7.2108G	62.43	88.20	-25.77	3	Horizontal	19	1.38



RSE TX above 1GHz_Beamforming_Radio 2

Appendix E.5

Mode	Result	Type	Freq (Hz)	Level (dBuV/m)	Limit (dBuV/m)	Margin (dB)	Dist (m)	Condition	Azimuth (°)	Height (m)
7095MHz	Pass	AV	14.42023G	42.74	68.20	-25.46	3	Vertical	52	1.79
7095MHz	Pass	PK	14.4204G	55.17	88.20	-33.03	3	Vertical	52	1.79
7095MHz	Pass	AV	14.14392G	42.87	68.20	-25.33	3	Horizontal	316	1.71
7095MHz	Pass	PK	14.15352G	55.24	88.20	-32.96	3	Horizontal	316	1.71
7115MHz	Pass	AV	7.1075G	95.55	Inf	-Inf	3	Vertical	328	1.50
7115MHz	Pass	AV	7.1255G	67.88	68.20	-0.32	3	Vertical	328	1.50
7115MHz	Pass	PK	7.1075G	102.08	Inf	-Inf	3	Vertical	328	1.50
7115MHz	Pass	PK	7.1255G	79.38	88.20	-8.82	3	Vertical	328	1.50
7115MHz	Pass	AV	7.1075G	92.88	Inf	-Inf	3	Horizontal	16	1.26
7115MHz	Pass	AV	7.1255G	61.19	68.20	-7.01	3	Horizontal	16	1.26
7115MHz	Pass	PK	7.1075G	100.37	Inf	-Inf	3	Horizontal	16	1.26
7115MHz	Pass	PK	7.1255G	71.92	88.20	-16.28	3	Horizontal	16	1.26
7115MHz	Pass	AV	14.13784G	42.81	68.20	-25.39	3	Vertical	229	2.32
7115MHz	Pass	PK	14.12152G	55.38	88.20	-32.82	3	Vertical	229	2.32
7115MHz	Pass	AV	14.42206G	42.88	68.20	-25.32	3	Horizontal	276	2.06
7115MHz	Pass	PK	14.422G	55.18	88.20	-33.02	3	Horizontal	276	2.06
802.11be EHT40-BF_Nss1(MCS0)_2TX										
5965MHz	Pass	AV	5.9236G	48.55	68.20	-19.65	3	Vertical	309	1.06
5965MHz	Pass	AV	5.9674G	97.04	Inf	-Inf	3	Vertical	309	1.06
5965MHz	Pass	PK	5.9248G	69.98	88.20	-18.22	3	Vertical	309	1.06
5965MHz	Pass	PK	5.9662G	110.29	Inf	-Inf	3	Vertical	309	1.06
5965MHz	Pass	AV	5.9242G	47.83	68.20	-20.37	3	Horizontal	32	1.25
5965MHz	Pass	AV	5.9836G	97.07	Inf	-Inf	3	Horizontal	32	1.25
5965MHz	Pass	PK	5.9248G	70.57	88.20	-17.63	3	Horizontal	32	1.25
5965MHz	Pass	PK	5.9836G	109.98	Inf	-Inf	3	Horizontal	32	1.25
5965MHz	Pass	AV	12.05288G	39.15	54.00	-14.85	3	Vertical	109	1.50
5965MHz	Pass	PK	12.05672G	52.28	74.00	-21.72	3	Vertical	109	1.50
5965MHz	Pass	AV	12.00296G	39.24	54.00	-14.76	3	Horizontal	206	1.50
5965MHz	Pass	PK	12.05096G	52.69	74.00	-21.31	3	Horizontal	206	1.50
6205MHz	Pass	AV	12.62408G	39.30	54.00	-14.70	3	Vertical	213	1.50
6205MHz	Pass	PK	12.62432G	52.63	74.00	-21.37	3	Vertical	213	1.50
6205MHz	Pass	AV	12.38224G	39.38	54.00	-14.62	3	Horizontal	241	2.23
6205MHz	Pass	PK	12.3812G	52.49	74.00	-21.51	3	Horizontal	241	2.23
6405MHz	Pass	AV	12.8964G	40.31	68.20	-27.89	3	Vertical	281	2.37
6405MHz	Pass	PK	12.93288G	53.74	88.20	-34.46	3	Vertical	281	2.37
6405MHz	Pass	AV	12.89832G	40.30	68.20	-27.90	3	Horizontal	36	2.66
6405MHz	Pass	PK	12.89821G	53.47	88.20	-34.73	3	Horizontal	36	2.66
6445MHz	Pass	AV	12.89G	40.33	68.20	-27.87	3	Vertical	292	1.50
6445MHz	Pass	PK	12.82568G	53.74	88.20	-34.46	3	Vertical	292	1.50
6445MHz	Pass	AV	12.89G	40.51	68.20	-27.69	3	Horizontal	360	1.50
6445MHz	Pass	PK	12.80552G	52.93	88.20	-35.27	3	Horizontal	360	1.50
6485MHz	Pass	AV	12.89704G	40.39	68.20	-27.81	3	Vertical	172	2.76
6485MHz	Pass	PK	12.89689G	53.26	88.20	-34.94	3	Vertical	172	2.76
6485MHz	Pass	AV	12.898G	40.35	68.20	-27.85	3	Horizontal	300	2.64
6485MHz	Pass	PK	12.8356G	54.24	88.20	-33.96	3	Horizontal	300	2.64
6525MHz	Pass	AV	13.28904G	40.56	54.00	-13.44	3	Vertical	130	1.50
6525MHz	Pass	PK	13.28926G	53.20	74.00	-20.80	3	Vertical	130	1.50
6525MHz	Pass	AV	13.05G	40.63	68.20	-27.57	3	Horizontal	63	1.42
6525MHz	Pass	PK	13.0523G	54.11	88.20	-34.09	3	Horizontal	63	1.42
6565MHz	Pass	AV	13.27208G	40.40	54.00	-13.60	3	Vertical	282	1.40
6565MHz	Pass	PK	13.27226G	53.43	74.00	-20.57	3	Vertical	282	1.40
6565MHz	Pass	AV	13.13G	41.23	68.20	-26.97	3	Horizontal	62	1.50
6565MHz	Pass	PK	13.20584G	53.54	88.20	-34.66	3	Horizontal	62	1.50
6685MHz	Pass	AV	13.55336G	40.77	68.20	-27.43	3	Vertical	272	1.50
6685MHz	Pass	PK	13.55348G	54.77	88.20	-33.43	3	Vertical	272	1.50
6685MHz	Pass	AV	13.37G	41.53	54.00	-12.47	3	Horizontal	127	1.50
6685MHz	Pass	PK	13.41032G	54.14	88.20	-34.06	3	Horizontal	127	1.50
6885MHz	Pass	AV	14.00808G	41.59	68.20	-26.61	3	Vertical	129	2.82
6885MHz	Pass	PK	13.96776G	53.69	88.20	-34.51	3	Vertical	129	2.82
6885MHz	Pass	AV	13.9668G	41.53	68.20	-26.67	3	Horizontal	84	1.50
6885MHz	Pass	PK	13.98312G	54.37	88.20	-33.83	3	Horizontal	84	1.50
6925MHz	Pass	AV	13.95932G	41.68	68.20	-26.52	3	Vertical	103	2.35



RSE TX above 1GHz_Beamforming_Radio 2

Appendix E.5

Mode	Result	Type	Freq (Hz)	Level (dBuV/m)	Limit (dBuV/m)	Margin (dB)	Dist (m)	Condition	Azimuth (°)	Height (m)
6925MHz	Pass	PK	13.95944G	54.64	88.20	-33.56	3	Vertical	103	2.35
6925MHz	Pass	AV	14.07176G	41.65	68.20	-26.55	3	Horizontal	69	1.50
6925MHz	Pass	PK	14.02568G	54.72	88.20	-33.48	3	Horizontal	69	1.50
7005MHz	Pass	AV	14.13672G	42.48	68.20	-25.72	3	Vertical	40	1.56
7005MHz	Pass	PK	14.11464G	55.19	88.20	-33.01	3	Vertical	40	1.56
7005MHz	Pass	AV	14.14248G	42.34	68.20	-25.86	3	Horizontal	306	1.09
7005MHz	Pass	PK	14.154G	54.20	88.20	-34.00	3	Horizontal	306	1.09
7085MHz	Pass	AV	7.073G	97.36	Inf	-Inf	3	Vertical	307	2.07
7085MHz	Pass	AV	7.1306G	49.82	68.20	-18.38	3	Vertical	307	2.07
7085MHz	Pass	PK	7.0724G	109.46	Inf	-Inf	3	Vertical	307	2.07
7085MHz	Pass	PK	7.1252G	69.78	88.20	-18.42	3	Vertical	307	2.07
7085MHz	Pass	AV	7.0667G	95.04	Inf	-Inf	3	Horizontal	12	1.01
7085MHz	Pass	AV	7.1288G	51.52	68.20	-16.68	3	Horizontal	12	1.01
7085MHz	Pass	PK	7.0685G	107.68	Inf	-Inf	3	Horizontal	12	1.01
7085MHz	Pass	PK	7.127G	70.72	88.20	-17.48	3	Horizontal	12	1.01
7085MHz	Pass	AV	14.14024G	42.34	68.20	-25.86	3	Vertical	110	2.36
7085MHz	Pass	PK	14.14036G	55.27	88.20	-32.93	3	Vertical	110	2.36
7085MHz	Pass	AV	14.14696G	42.37	68.20	-25.83	3	Horizontal	308	1.38
7085MHz	Pass	PK	14.14698G	55.31	88.20	-32.89	3	Horizontal	308	1.38
802.11be EHT80-BF_Nss1,(MCS0)_2TX	-	-	-	-	-	-	-	-	-	-
5985MHz	Pass	AV	5.917G	49.62	68.20	-18.58	3	Vertical	303	1.38
5985MHz	Pass	AV	6.02G	92.98	Inf	-Inf	3	Vertical	303	1.38
5985MHz	Pass	PK	5.923G	67.29	88.20	-20.91	3	Vertical	303	1.38
5985MHz	Pass	PK	5.966G	105.96	Inf	-Inf	3	Vertical	303	1.38
5985MHz	Pass	AV	5.924G	50.95	68.20	-17.25	3	Horizontal	31	1.15
5985MHz	Pass	AV	5.98G	92.27	Inf	-Inf	3	Horizontal	31	1.15
5985MHz	Pass	PK	5.923G	72.09	88.20	-16.11	3	Horizontal	31	1.15
5985MHz	Pass	PK	5.975G	106.37	Inf	-Inf	3	Horizontal	31	1.15
5985MHz	Pass	AV	11.95896G	39.16	54.00	-14.84	3	Vertical	360	1.50
5985MHz	Pass	PK	11.96296G	51.97	74.00	-22.03	3	Vertical	360	1.50
5985MHz	Pass	AV	11.95128G	39.30	54.00	-14.70	3	Horizontal	277	1.50
5985MHz	Pass	PK	11.95984G	52.90	74.00	-21.10	3	Horizontal	277	1.50
6225MHz	Pass	AV	12.45992G	39.22	54.00	-14.78	3	Vertical	238	1.50
6225MHz	Pass	PK	12.47832G	52.01	74.00	-21.99	3	Vertical	238	1.50
6225MHz	Pass	AV	12.42504G	39.34	54.00	-14.66	3	Horizontal	128	2.67
6225MHz	Pass	PK	12.44984G	52.55	74.00	-21.45	3	Horizontal	128	2.67
6385MHz	Pass	AV	12.75992G	39.86	68.20	-28.34	3	Vertical	360	1.50
6385MHz	Pass	PK	12.76232G	52.67	88.20	-35.53	3	Vertical	360	1.50
6385MHz	Pass	AV	12.76376G	39.90	68.20	-28.30	3	Horizontal	276	1.34
6385MHz	Pass	PK	12.74536G	52.48	88.20	-35.72	3	Horizontal	276	1.34
6465MHz	Pass	AV	12.89768G	40.25	68.20	-27.95	3	Vertical	329	1.50
6465MHz	Pass	PK	12.90808G	52.50	88.20	-35.70	3	Vertical	329	1.50
6465MHz	Pass	AV	12.93G	40.84	68.20	-27.36	3	Horizontal	33	1.40
6465MHz	Pass	PK	12.89G	52.60	88.20	-35.60	3	Horizontal	33	1.40
6545MHz	Pass	AV	13.10952G	39.89	68.20	-28.31	3	Vertical	197	1.36
6545MHz	Pass	PK	13.1228G	52.93	88.20	-35.27	3	Vertical	197	1.36
6545MHz	Pass	AV	13.09G	40.90	68.20	-27.30	3	Horizontal	61	1.44
6545MHz	Pass	PK	13.09032G	52.88	88.20	-35.32	3	Horizontal	61	1.44
6625MHz	Pass	AV	13.25G	42.50	54.00	-11.50	3	Vertical	176	1.33
6625MHz	Pass	PK	13.25496G	53.26	74.00	-20.74	3	Vertical	176	1.33
6625MHz	Pass	AV	13.25016G	43.69	54.00	-10.31	3	Horizontal	126	1.69
6625MHz	Pass	PK	13.22456G	53.49	88.20	-34.71	3	Horizontal	126	1.69
6705MHz	Pass	AV	13.4252G	40.86	68.20	-27.34	3	Vertical	252	1.50
6705MHz	Pass	PK	13.41016G	53.59	88.20	-34.61	3	Vertical	252	1.50
6705MHz	Pass	AV	13.41G	41.67	68.20	-26.53	3	Horizontal	126	1.50
6705MHz	Pass	PK	13.4188G	53.93	88.20	-34.27	3	Horizontal	126	1.50
6785MHz	Pass	AV	13.5532G	40.99	68.20	-27.21	3	Vertical	258	1.50
6785MHz	Pass	PK	13.58728G	54.40	88.20	-33.80	3	Vertical	258	1.50
6785MHz	Pass	AV	13.57G	41.26	68.20	-26.94	3	Horizontal	0	1.50
6785MHz	Pass	PK	13.57208G	53.95	88.20	-34.25	3	Horizontal	0	1.50
6865MHz	Pass	AV	13.96328G	41.39	68.20	-26.81	3	Vertical	194	1.50
6865MHz	Pass	PK	13.95656G	54.41	88.20	-33.79	3	Vertical	194	1.50



RSE TX above 1GHz_Beamforming_Radio 2

Appendix E.5

Mode	Result	Type	Freq (Hz)	Level (dBuV/m)	Limit (dBuV/m)	Margin (dB)	Dist (m)	Condition	Azimuth (°)	Height (m)
6865MHz	Pass	AV	13.58774G	41.38	68.20	-26.82	3	Horizontal	44	2.55
6865MHz	Pass	PK	13.58792G	55.03	88.20	-33.17	3	Horizontal	44	2.55
6945MHz	Pass	AV	13.95123G	42.09	68.20	-26.11	3	Vertical	195	1.42
6945MHz	Pass	PK	13.95144G	54.84	88.20	-33.36	3	Vertical	195	1.42
6945MHz	Pass	AV	14.10216G	42.06	68.20	-26.14	3	Horizontal	205	1.47
6945MHz	Pass	PK	14.03016G	55.05	88.20	-33.15	3	Horizontal	205	1.47
7025MHz	Pass	AV	7.0196G	92.63	Inf	-Inf	3	Vertical	301	2.10
7025MHz	Pass	AV	7.1282G	48.46	68.20	-19.74	3	Vertical	301	2.10
7025MHz	Pass	PK	7.0106G	107.10	Inf	-Inf	3	Vertical	301	2.10
7025MHz	Pass	PK	7.1288G	61.81	88.20	-26.39	3	Vertical	301	2.10
7025MHz	Pass	AV	7.0622G	87.35	Inf	-Inf	3	Horizontal	21	1.00
7025MHz	Pass	AV	7.1672G	48.04	68.20	-20.16	3	Horizontal	21	1.00
7025MHz	Pass	PK	7.0532G	101.03	Inf	-Inf	3	Horizontal	21	1.00
7025MHz	Pass	PK	7.1306G	62.08	88.20	-26.12	3	Horizontal	21	1.00
7025MHz	Pass	AV	14.13352G	42.32	68.20	-25.88	3	Vertical	73	1.50
7025MHz	Pass	PK	14.13832G	55.22	88.20	-32.98	3	Vertical	73	1.50
7025MHz	Pass	AV	14.13736G	42.48	68.20	-25.72	3	Horizontal	0	1.04
7025MHz	Pass	PK	14.17G	55.06	88.20	-33.14	3	Horizontal	0	1.04
802.11be EHT160-BF_Nss1,(MCS0)_2TX	-	-	-	-	-	-	-	-	-	-
6025MHz	Pass	AV	5.902G	48.71	68.20	-19.49	3	Vertical	291	1.50
6025MHz	Pass	AV	6.051G	87.03	Inf	-Inf	3	Vertical	291	1.50
6025MHz	Pass	PK	5.911G	66.73	88.20	-21.47	3	Vertical	291	1.50
6025MHz	Pass	PK	6.006G	100.92	Inf	-Inf	3	Vertical	291	1.50
6025MHz	Pass	AV	5.896G	47.13	68.20	-21.07	3	Horizontal	16	1.43
6025MHz	Pass	AV	6.094G	89.78	Inf	-Inf	3	Horizontal	16	1.43
6025MHz	Pass	PK	5.897G	67.61	88.20	-20.59	3	Horizontal	16	1.43
6025MHz	Pass	PK	6.094G	102.23	Inf	-Inf	3	Horizontal	16	1.43
6025MHz	Pass	AV	12.05528G	39.03	54.00	-14.97	3	Vertical	27	2.77
6025MHz	Pass	PK	12.04456G	51.83	74.00	-22.17	3	Vertical	27	2.77
6025MHz	Pass	AV	12.01608G	39.12	54.00	-14.88	3	Horizontal	334	1.50
6025MHz	Pass	PK	12.03432G	51.90	74.00	-22.10	3	Horizontal	334	1.50
6185MHz	Pass	AV	12.33912G	39.08	54.00	-14.92	3	Vertical	225	1.33
6185MHz	Pass	PK	12.35864G	52.73	74.00	-21.27	3	Vertical	225	1.33
6185MHz	Pass	AV	12.4092G	39.09	54.00	-14.91	3	Horizontal	360	1.50
6185MHz	Pass	PK	12.38824G	51.90	74.00	-22.10	3	Horizontal	360	1.50
6345MHz	Pass	AV	12.72328G	39.73	68.20	-28.47	3	Vertical	231	1.50
6345MHz	Pass	PK	12.70616G	52.54	88.20	-35.66	3	Vertical	231	1.50
6345MHz	Pass	AV	12.7244G	39.69	68.20	-28.51	3	Horizontal	194	1.50
6345MHz	Pass	PK	12.71208G	53.75	88.20	-34.45	3	Horizontal	194	1.50
6505MHz	Pass	AV	12.9876G	39.69	68.20	-28.51	3	Vertical	299	1.50
6505MHz	Pass	PK	13.00744G	53.13	88.20	-35.07	3	Vertical	299	1.50
6505MHz	Pass	AV	13.01G	41.60	68.20	-26.60	3	Horizontal	33	1.51
6505MHz	Pass	PK	12.98904G	52.65	88.20	-35.55	3	Horizontal	33	1.51
6665MHz	Pass	AV	13.33016G	41.49	54.00	-12.51	3	Vertical	168	1.50
6665MHz	Pass	PK	13.34296G	53.84	74.00	-20.16	3	Vertical	168	1.50
6665MHz	Pass	AV	13.33G	43.18	54.00	-10.82	3	Horizontal	125	1.73
6665MHz	Pass	PK	13.33576G	54.09	74.00	-19.91	3	Horizontal	125	1.73
6825MHz	Pass	AV	13.55208G	41.02	68.20	-27.18	3	Vertical	0	1.50
6825MHz	Pass	PK	13.55232G	53.85	88.20	-34.35	3	Vertical	0	1.50
6825MHz	Pass	AV	13.64904G	40.99	68.20	-27.21	3	Horizontal	219	1.50
6825MHz	Pass	PK	13.64932G	54.03	88.20	-34.17	3	Horizontal	219	1.50
6985MHz	Pass	AV	6.914G	91.21	Inf	-Inf	3	Vertical	326	1.34
6985MHz	Pass	AV	7.128G	56.86	68.20	-11.34	3	Vertical	326	1.34
6985MHz	Pass	PK	6.934G	104.10	Inf	-Inf	3	Vertical	326	1.34
6985MHz	Pass	PK	7.133G	76.24	88.20	-11.96	3	Vertical	326	1.34
6985MHz	Pass	AV	6.994G	89.66	Inf	-Inf	3	Horizontal	360	1.81
6985MHz	Pass	AV	7.138G	55.48	68.20	-12.72	3	Horizontal	360	1.81
6985MHz	Pass	PK	6.992G	102.79	Inf	-Inf	3	Horizontal	360	1.81
6985MHz	Pass	PK	7.132G	76.56	88.20	-11.64	3	Horizontal	360	1.81
6985MHz	Pass	AV	14.138G	42.45	68.20	-25.75	3	Vertical	32	1.50
6985MHz	Pass	PK	14.20616G	55.45	88.20	-32.75	3	Vertical	32	1.50
6985MHz	Pass	AV	14.14088G	42.40	68.20	-25.80	3	Horizontal	233	2.76



RSE TX above 1GHz_Beamforming_Radio 2

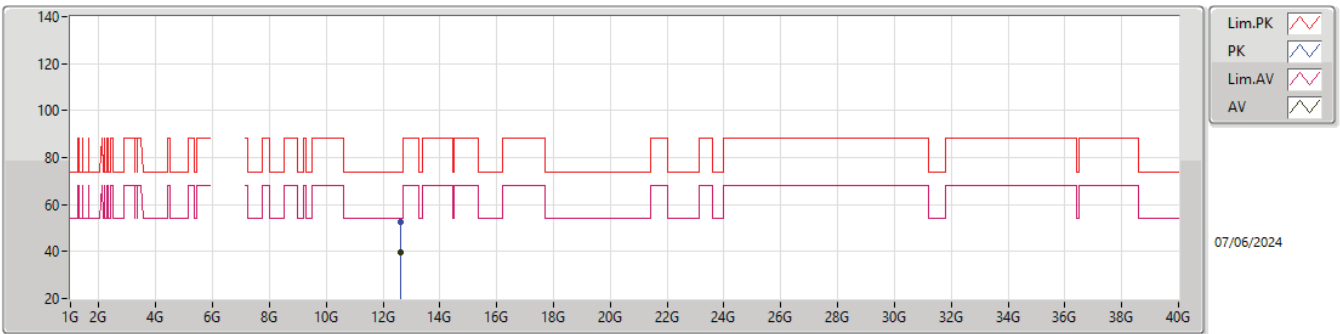
Appendix E.5

Mode	Result	Type	Freq (Hz)	Level (dBuV/m)	Limit (dBuV/m)	Margin (dB)	Dist (m)	Condition	Azimuth (°)	Height (m)
6985MHz	Pass	PK	14.19272G	54.89	88.20	-33.31	3	Horizontal	233	2.76
802.11be EHT320-BF_Nss1,(MCS0)_2TX	-	-	-	-	-	-	-	-	-	-
6105MHz	Pass	AV	5.925G	46.26	68.20	-21.94	3	Vertical	305	2.68
6105MHz	Pass	AV	6.177G	87.30	Inf	-Inf	3	Vertical	305	2.68
6105MHz	Pass	PK	5.925G	62.92	88.20	-25.28	3	Vertical	305	2.68
6105MHz	Pass	PK	6.181G	99.74	Inf	-Inf	3	Vertical	305	2.68
6105MHz	Pass	AV	5.925G	44.76	68.20	-23.44	3	Horizontal	13	1.50
6105MHz	Pass	AV	6.155G	85.08	Inf	-Inf	3	Horizontal	13	1.50
6105MHz	Pass	PK	5.925G	62.68	88.20	-25.52	3	Horizontal	13	1.50
6105MHz	Pass	PK	6.161G	98.16	Inf	-Inf	3	Horizontal	13	1.50
6105MHz	Pass	AV	12.2244G	39.11	54.00	-14.89	3	Vertical	205	1.50
6105MHz	Pass	PK	12.1844G	52.47	74.00	-21.53	3	Vertical	205	1.50
6105MHz	Pass	AV	12.2236G	39.28	54.00	-14.72	3	Horizontal	64	1.50
6105MHz	Pass	PK	12.24808G	52.42	74.00	-21.58	3	Horizontal	64	1.50
6265MHz	Pass	AV	12.566G	39.02	54.00	-14.98	3	Vertical	130	1.59
6265MHz	Pass	PK	12.50648G	51.77	74.00	-22.23	3	Vertical	130	1.59
6265MHz	Pass	AV	12.56568G	39.09	54.00	-14.91	3	Horizontal	137	1.50
6265MHz	Pass	PK	12.56984G	52.52	74.00	-21.48	3	Horizontal	137	1.50
6425MHz	Pass	AV	12.89672G	40.20	68.20	-28.00	3	Vertical	182	1.50
6425MHz	Pass	PK	12.91656G	52.76	88.20	-35.44	3	Vertical	182	1.50
6425MHz	Pass	AV	12.90632G	40.22	68.20	-27.98	3	Horizontal	23	1.11
6425MHz	Pass	PK	12.90632G	53.31	88.20	-34.89	3	Horizontal	23	1.11
6585MHz	Pass	AV	13.17G	40.69	68.20	-27.51	3	Vertical	174	1.50
6585MHz	Pass	PK	13.13608G	54.27	88.20	-33.93	3	Vertical	174	1.50
6585MHz	Pass	AV	13.25432G	41.04	68.20	-27.16	3	Horizontal	338	1.50
6585MHz	Pass	PK	13.25448G	54.14	74.00	-19.86	3	Horizontal	338	1.50
6745MHz	Pass	AV	13.62865G	41.02	68.20	-27.18	3	Vertical	242	1.50
6745MHz	Pass	PK	13.62888G	54.12	88.20	-34.08	3	Vertical	242	1.50
6745MHz	Pass	AV	13.5572G	41.14	68.20	-27.06	3	Horizontal	167	1.50
6745MHz	Pass	PK	13.55623G	53.98	74.00	-20.02	3	Horizontal	167	1.50
6905MHz	Pass	AV	6.791G	89.08	Inf	-Inf	3	Vertical	335	1.50
6905MHz	Pass	AV	7.309G	49.30	54.00	-4.70	3	Vertical	335	1.50
6905MHz	Pass	PK	6.791G	102.42	Inf	-Inf	3	Vertical	335	1.50
6905MHz	Pass	PK	7.283G	62.53	74.00	-11.47	3	Vertical	335	1.50
6905MHz	Pass	AV	6.821G	91.32	Inf	-Inf	3	Horizontal	3	1.00
6905MHz	Pass	AV	7.303G	49.86	54.00	-4.14	3	Horizontal	3	1.00
6905MHz	Pass	PK	6.815G	103.51	Inf	-Inf	3	Horizontal	3	1.00
6905MHz	Pass	PK	7.303G	63.62	74.00	-10.38	3	Horizontal	3	1.00
6905MHz	Pass	AV	13.97G	41.43	68.20	-26.77	3	Vertical	276	1.50
6905MHz	Pass	PK	13.9572G	54.33	88.20	-33.87	3	Vertical	276	1.50
6905MHz	Pass	AV	13.96808G	41.45	68.20	-26.75	3	Horizontal	192	1.50
6905MHz	Pass	PK	13.9348G	54.99	88.20	-33.21	3	Horizontal	192	1.50



5.925-6.425GHz_802.11be EHT20-BF_Nss1,(MCS0)_2TX

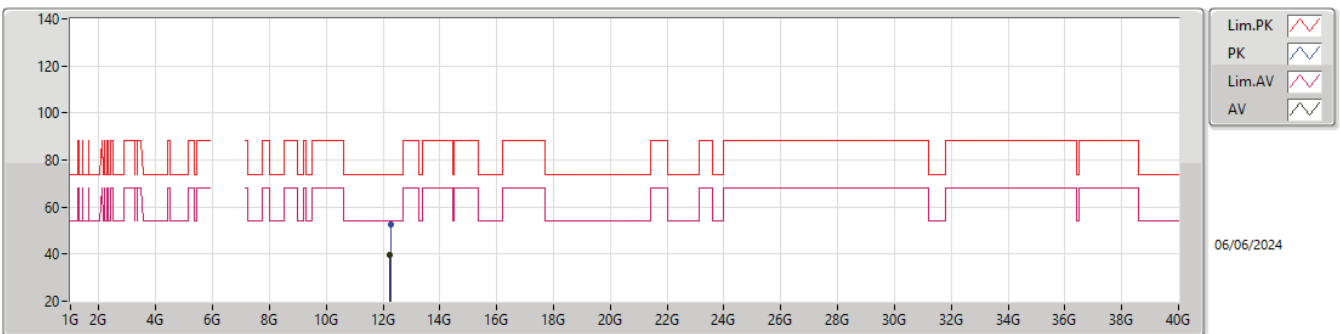
6195MHz_TX



Type	Freq (Hz)	Level (dBuV/m)	Limit (dBuV/m)	Margin (dB)	Factor (dB)	Dist (m)	Condition	Azimuth (°)	Height (m)	Raw (dBuV)	AF (dB)	CL (dB)	PA (dB)
AV	12.62712G	39.76	54.00	-14.24	10.11	3	Vertical	102	1.21	29.65	39.40	9.01	38.30
PK	12.62724G	52.77	74.00	-21.23	10.11	3	Vertical	102	1.21	42.66	39.40	9.01	38.30

5.925-6.425GHz_802.11be EHT20-BF_Nss1,(MCS0)_2TX

6195MHz_TX

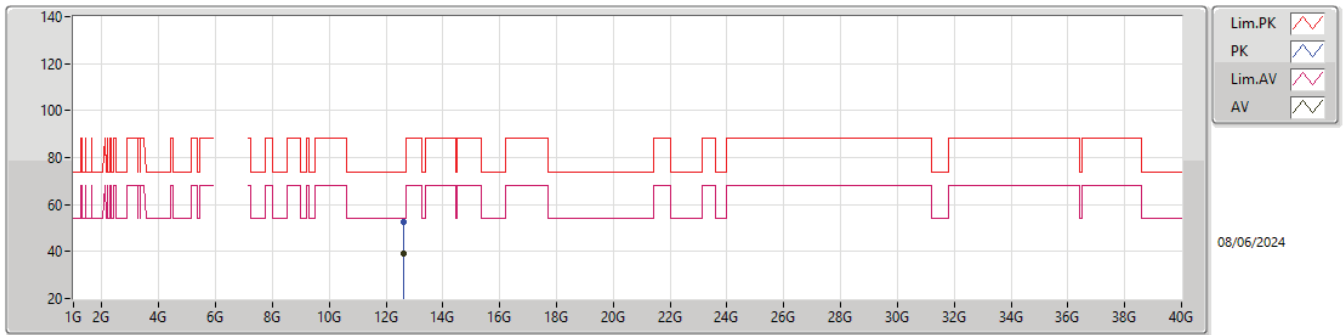


Type	Freq (Hz)	Level (dBuV/m)	Limit (dBuV/m)	Margin (dB)	Factor (dB)	Dist (m)	Condition	Azimuth (°)	Height (m)	Raw (dBuV)	AF (dB)	CL (dB)	PA (dB)
AV	12.22584G	39.76	54.00	-14.24	10.17	3	Horizontal	144	1.50	29.59	39.35	8.88	38.06
PK	12.27288G	52.51	74.00	-21.49	10.07	3	Horizontal	144	1.50	42.44	39.25	8.90	38.08



5.925-6.425GHz_802.11be EHT40-BF_Nss1,(MCS0)_2TX

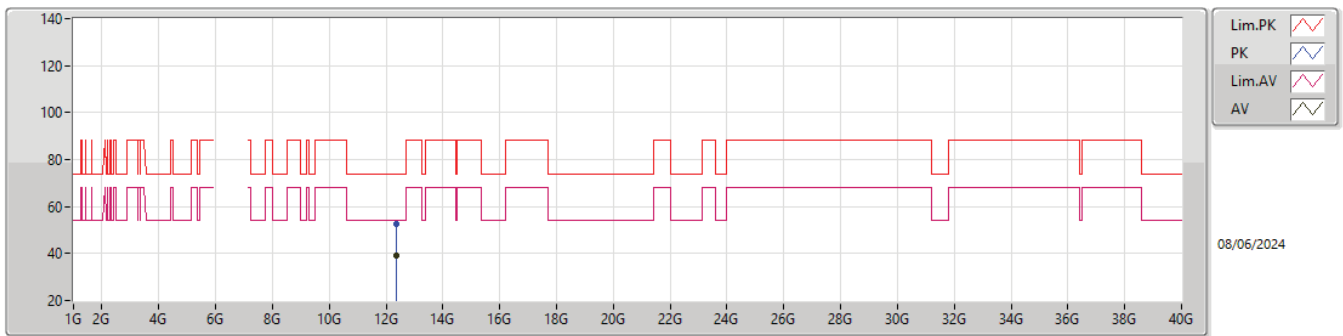
6205MHz_TX



Type	Freq (Hz)	Level (dBuV/m)	Limit (dBuV/m)	Margin (dB)	Factor (dB)	Dist (m)	Condition	Azimuth (°)	Height (m)	Raw (dBuV)	AF (dB)	CL (dB)	PA (dB)
AV	12.62408G	39.30	54.00	-14.70	10.12	3	Vertical	213	1.50	29.18	39.40	9.01	38.29
PK	12.62432G	52.63	74.00	-21.37	10.12	3	Vertical	213	1.50	42.51	39.40	9.01	38.29

5.925-6.425GHz_802.11be EHT40-BF_Nss1,(MCS0)_2TX

6205MHz_TX

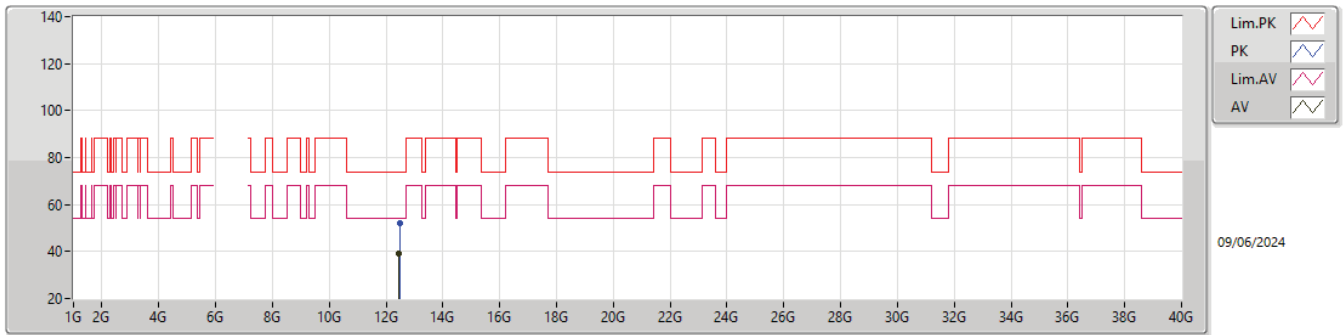


Type	Freq (Hz)	Level (dBuV/m)	Limit (dBuV/m)	Margin (dB)	Factor (dB)	Dist (m)	Condition	Azimuth (°)	Height (m)	Raw (dBuV)	AF (dB)	CL (dB)	PA (dB)
AV	12.38224G	39.38	54.00	-14.62	9.86	3	Horizontal	241	2.23	29.52	39.07	8.93	38.14
PK	12.3812G	52.49	74.00	-21.51	9.87	3	Horizontal	241	2.23	42.62	39.08	8.93	38.14



5.925-6.425GHz_802.11be EHT80-BF_Nss1,(MCS0)_2TX

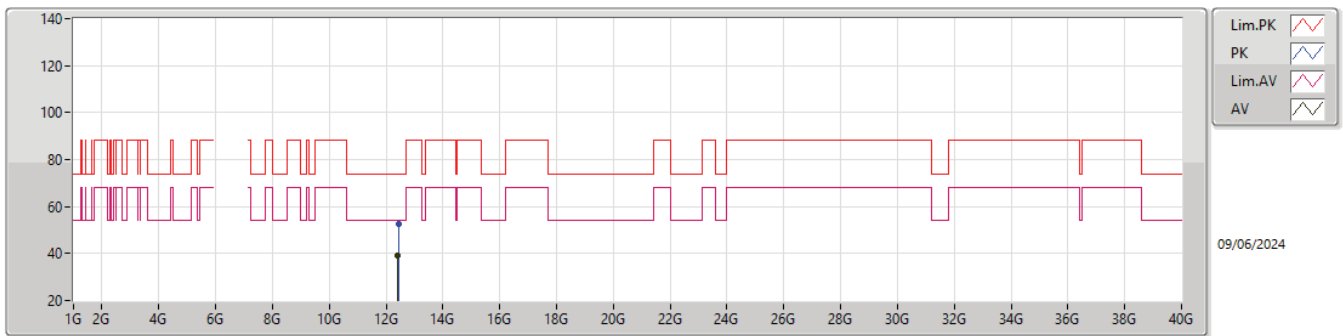
6225MHz_TX



Type	Freq (Hz)	Level (dBuV/m)	Limit (dBuV/m)	Margin (dB)	Factor (dB)	Dist (m)	Condition	Azimuth (°)	Height (m)	Raw (dBuV)	AF (dB)	CL (dB)	PA (dB)
AV	12.45992G	39.22	54.00	-14.78	9.90	3	Vertical	238	1.50	29.32	39.12	8.96	38.18
PK	12.47832G	52.01	74.00	-21.99	9.93	3	Vertical	238	1.50	42.08	39.16	8.96	38.19

5.925-6.425GHz_802.11be EHT80-BF_Nss1,(MCS0)_2TX

6225MHz_TX

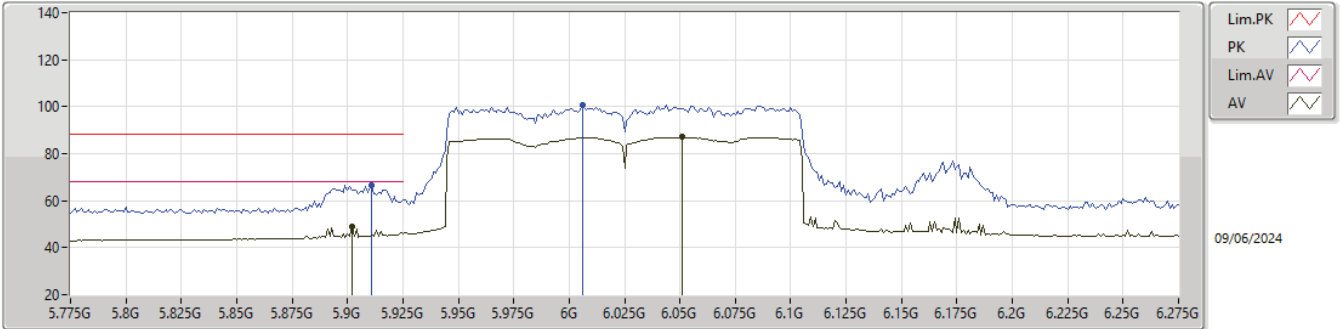


Type	Freq (Hz)	Level (dBuV/m)	Limit (dBuV/m)	Margin (dB)	Factor (dB)	Dist (m)	Condition	Azimuth (°)	Height (m)	Raw (dBuV)	AF (dB)	CL (dB)	PA (dB)
AV	12.42504G	39.34	54.00	-14.66	9.84	3	Horizontal	128	2.67	29.50	39.05	8.95	38.16
PK	12.44984G	52.55	74.00	-21.45	9.88	3	Horizontal	128	2.67	42.67	39.10	8.95	38.17



5.925-6.425GHz_802.11be EHT160-BF_Nss1,(MCS0)_2TX

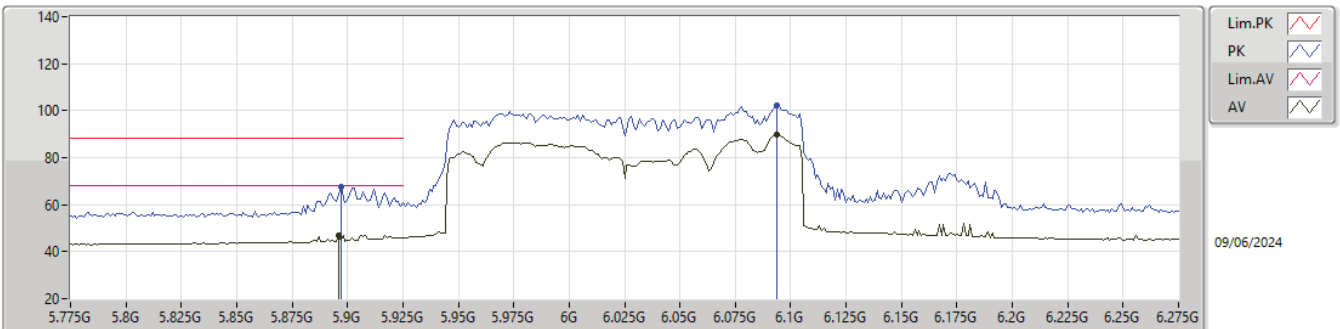
6025MHz_TX



Type	Freq (Hz)	Level (dBuV/m)	Limit (dBuV/m)	Margin (dB)	Factor (dB)	Dist (m)	Condition	Azimuth (°)	Height (m)	Raw (dBuV)	AF (dB)	CL (dB)	PA (dB)
AV	5.902G	48.71	68.20	-19.49	3.33	3	Vertical	291	1.50	45.38	34.50	5.87	37.04
AV	6.051G	87.03	Inf	-Inf	3.49	3	Vertical	291	1.50	83.54	34.50	5.94	36.95
PK	5.911G	66.73	88.20	-21.47	3.33	3	Vertical	291	1.50	63.40	34.50	5.87	37.04
PK	6.006G	100.92	Inf	-Inf	3.45	3	Vertical	291	1.50	97.47	34.50	5.92	36.97

5.925-6.425GHz_802.11be EHT160-BF_Nss1,(MCS0)_2TX

6025MHz_TX

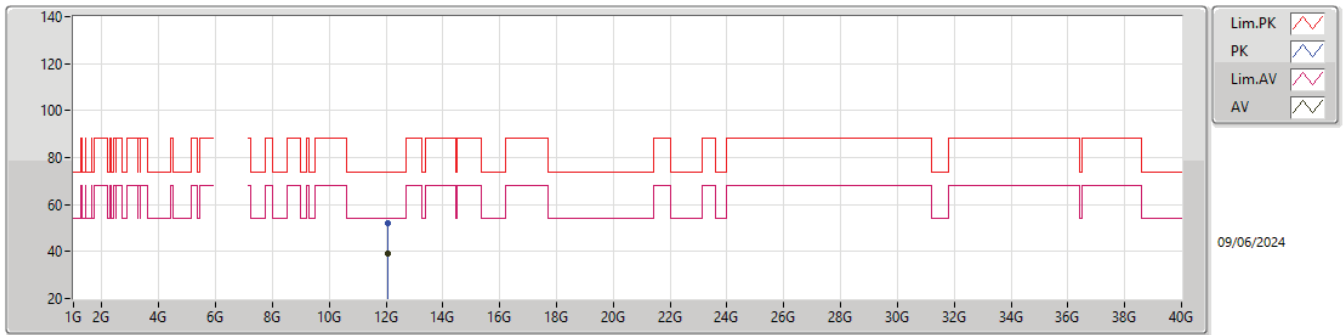


Type	Freq (Hz)	Level (dBuV/m)	Limit (dBuV/m)	Margin (dB)	Factor (dB)	Dist (m)	Condition	Azimuth (°)	Height (m)	Raw (dBuV)	AF (dB)	CL (dB)	PA (dB)
AV	5.896G	47.13	68.20	-21.07	3.29	3	Horizontal	16	1.43	43.84	34.48	5.86	37.05
AV	6.094G	89.78	Inf	-Inf	3.44	3	Horizontal	16	1.43	86.34	34.41	5.96	36.93
PK	5.897G	67.61	88.20	-20.59	3.30	3	Horizontal	16	1.43	64.31	34.49	5.86	37.05
PK	6.094G	102.23	Inf	-Inf	3.44	3	Horizontal	16	1.43	98.79	34.41	5.96	36.93



5.925-6.425GHz_802.11be EHT160-BF_Nss1,(MCS0)_2TX

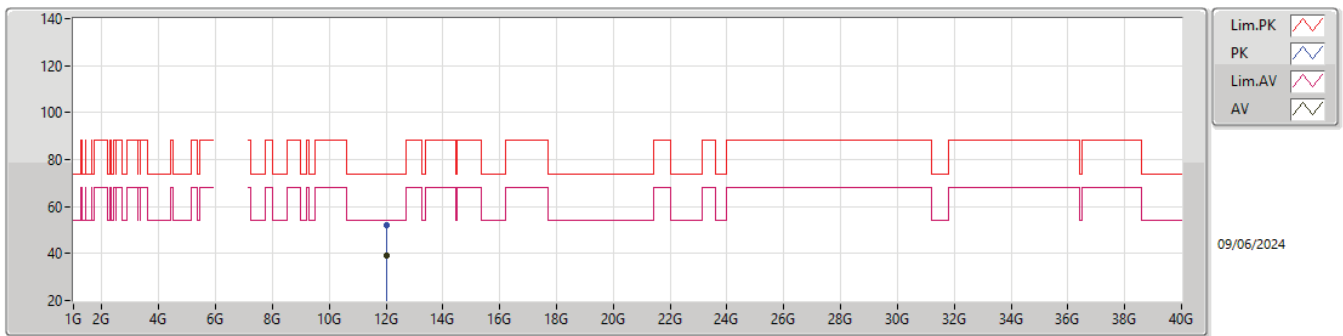
6025MHz_TX



Type	Freq (Hz)	Level (dBuV/m)	Limit (dBuV/m)	Margin (dB)	Factor (dB)	Dist (m)	Condition	Azimuth (°)	Height (m)	Raw (dBuV)	AF (dB)	CL (dB)	PA (dB)
AV	12.05528G	39.03	54.00	-14.97	10.16	3	Vertical	27	2.77	28.87	39.30	8.83	37.97
PK	12.04456G	51.83	74.00	-22.17	10.16	3	Vertical	27	2.77	41.67	39.30	8.82	37.96

5.925-6.425GHz_802.11be EHT160-BF_Nss1,(MCS0)_2TX

6025MHz_TX

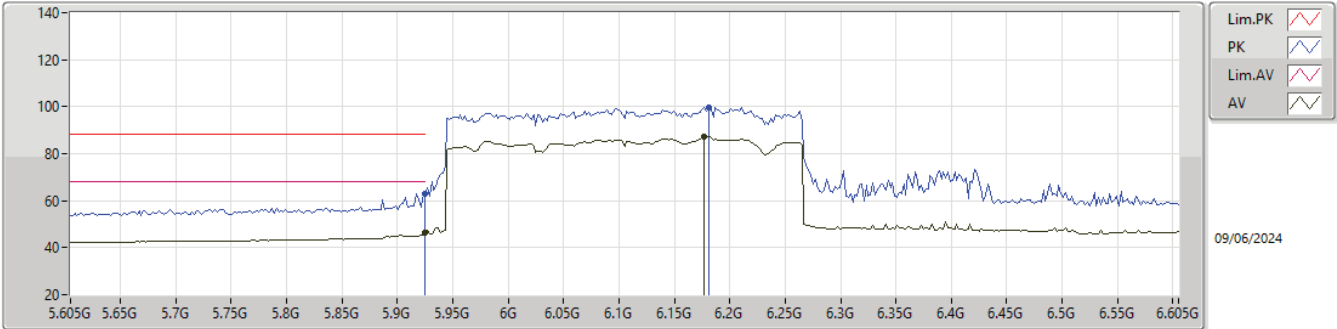


Type	Freq (Hz)	Level (dBuV/m)	Limit (dBuV/m)	Margin (dB)	Factor (dB)	Dist (m)	Condition	Azimuth (°)	Height (m)	Raw (dBuV)	AF (dB)	CL (dB)	PA (dB)
AV	12.01608G	39.12	54.00	-14.88	10.17	3	Horizontal	334	1.50	28.95	39.30	8.82	37.95
PK	12.03432G	51.90	74.00	-22.10	10.16	3	Horizontal	334	1.50	41.74	39.30	8.82	37.96



5.925-6.425GHz_802.11be EHT320-BF_Nss1,(MCS0)_2TX

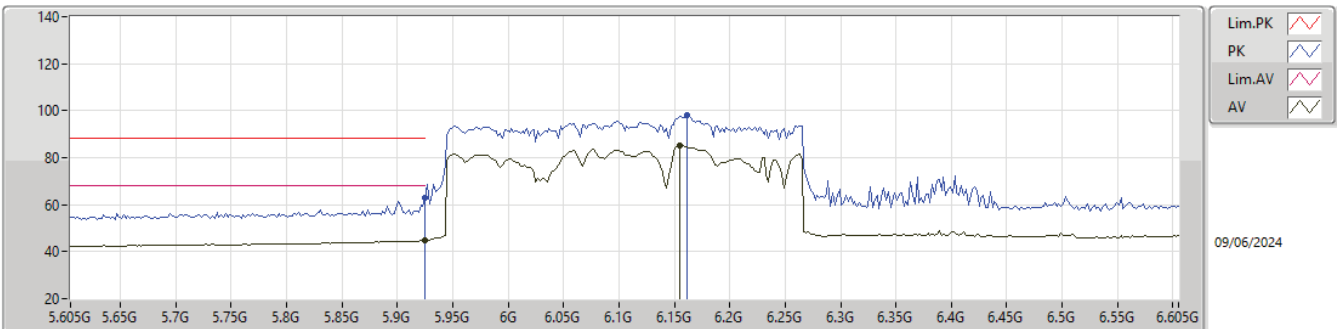
6105MHz_TX



Type	Freq (Hz)	Level (dBuV/m)	Limit (dBuV/m)	Margin (dB)	Factor (dB)	Dist (m)	Condition	Azimuth (°)	Height (m)	Raw (dBuV)	AF (dB)	CL (dB)	PA (dB)
AV	5.925G	46.26	68.20	-21.94	3.35	3	Vertical	305	2.68	42.91	34.50	5.88	37.03
AV	6.177G	87.30	Inf	-Inf	3.50	3	Vertical	305	2.68	83.80	34.40	6.00	36.90
PK	5.925G	62.92	88.20	-25.28	3.35	3	Vertical	305	2.68	59.57	34.50	5.88	37.03
PK	6.181G	99.74	Inf	-Inf	3.50	3	Vertical	305	2.68	96.24	34.40	6.00	36.90

5.925-6.425GHz_802.11be EHT320-BF_Nss1,(MCS0)_2TX

6105MHz_TX

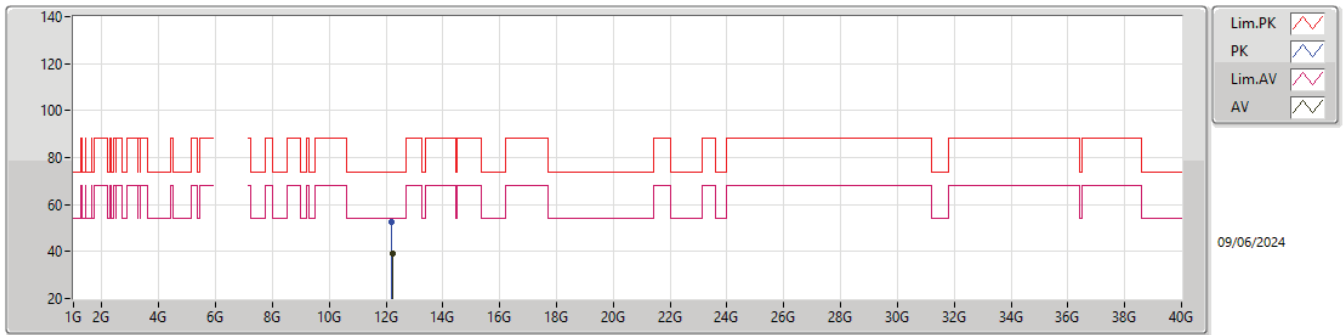


Type	Freq (Hz)	Level (dBuV/m)	Limit (dBuV/m)	Margin (dB)	Factor (dB)	Dist (m)	Condition	Azimuth (°)	Height (m)	Raw (dBuV)	AF (dB)	CL (dB)	PA (dB)
AV	5.925G	44.76	68.20	-23.44	3.35	3	Horizontal	13	1.50	41.41	34.50	5.88	37.03
AV	6.155G	85.08	Inf	-Inf	3.48	3	Horizontal	13	1.50	81.60	34.40	5.99	36.91
PK	5.925G	62.68	88.20	-25.52	3.35	3	Horizontal	13	1.50	59.33	34.50	5.88	37.03
PK	6.161G	98.16	Inf	-Inf	3.48	3	Horizontal	13	1.50	94.68	34.40	5.99	36.91



5.925-6.425GHz_802.11be EHT320-BF_Nss1,(MCS0)_2TX

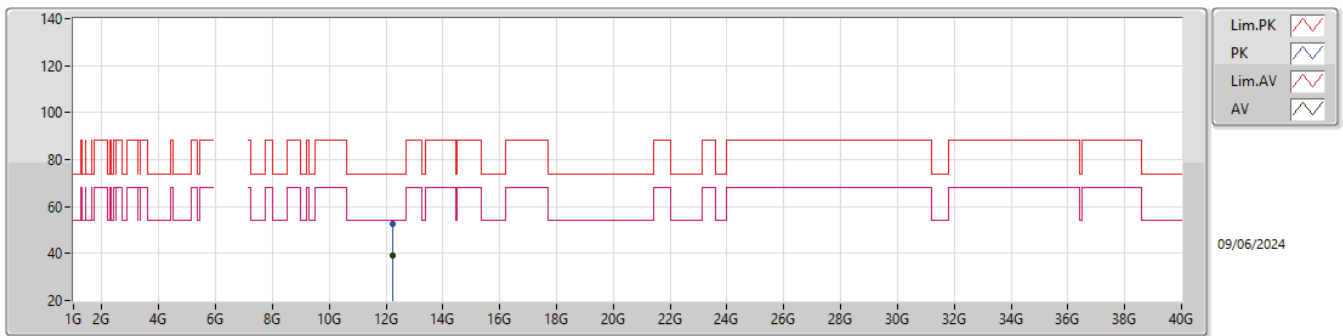
6105MHz_TX



Type	Freq (Hz)	Level (dBuV/m)	Limit (dBuV/m)	Margin (dB)	Factor (dB)	Dist (m)	Condition	Azimuth (°)	Height (m)	Raw (dBuV)	AF (dB)	CL (dB)	PA (dB)
AV	12.2244G	39.11	54.00	-14.89	10.17	3	Vertical	205	1.50	28.94	39.35	8.88	38.06
PK	12.1844G	52.47	74.00	-21.53	10.20	3	Vertical	205	1.50	42.27	39.37	8.87	38.04

5.925-6.425GHz_802.11be EHT320-BF_Nss1,(MCS0)_2TX

6105MHz_TX

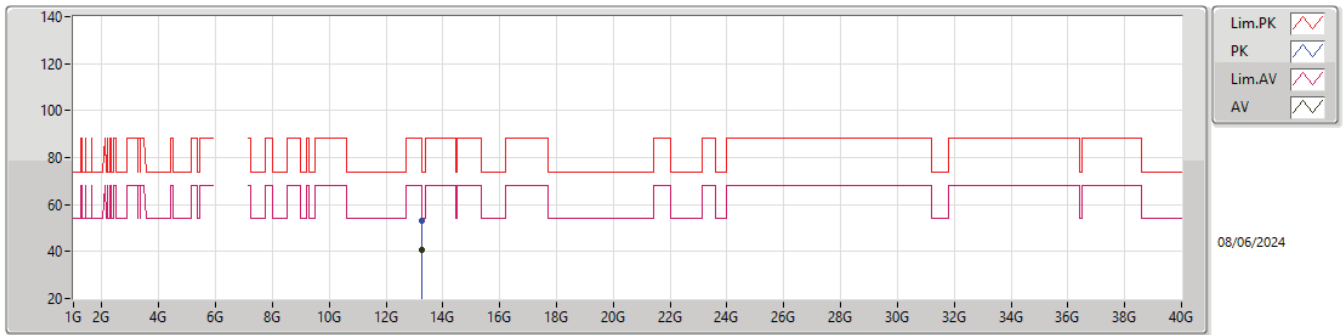


Type	Freq (Hz)	Level (dBuV/m)	Limit (dBuV/m)	Margin (dB)	Factor (dB)	Dist (m)	Condition	Azimuth (°)	Height (m)	Raw (dBuV)	AF (dB)	CL (dB)	PA (dB)
AV	12.2236G	39.28	54.00	-14.72	10.17	3	Horizontal	64	1.50	29.11	39.35	8.88	38.06
PK	12.24808G	52.42	74.00	-21.58	10.12	3	Horizontal	64	1.50	42.30	39.30	8.89	38.07



6.425-6.525GHz_802.11be EHT20-BF_Nss1,(MCS0)_2TX

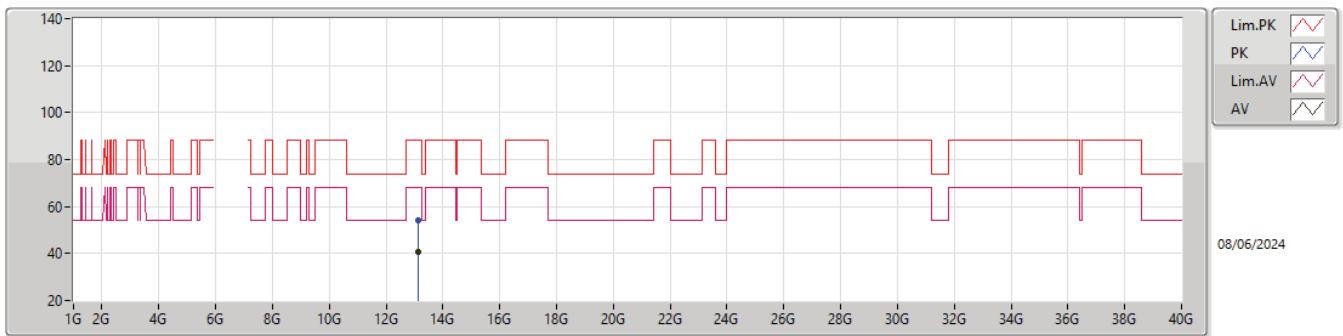
6515MHz_TX



Type	Freq (Hz)	Level (dBuV/m)	Limit (dBuV/m)	Margin (dB)	Factor (dB)	Dist (m)	Condition	Azimuth (°)	Height (m)	Raw (dBuV)	AF (dB)	CL (dB)	PA (dB)
AV	13.25342G	40.83	54.00	-13.17	10.58	3	Vertical	279	2.38	30.25	39.91	9.21	38.54
PK	13.25368G	53.32	74.00	-20.68	10.58	3	Vertical	279	2.38	42.74	39.91	9.21	38.54

6.425-6.525GHz_802.11be EHT20-BF_Nss1,(MCS0)_2TX

6515MHz_TX

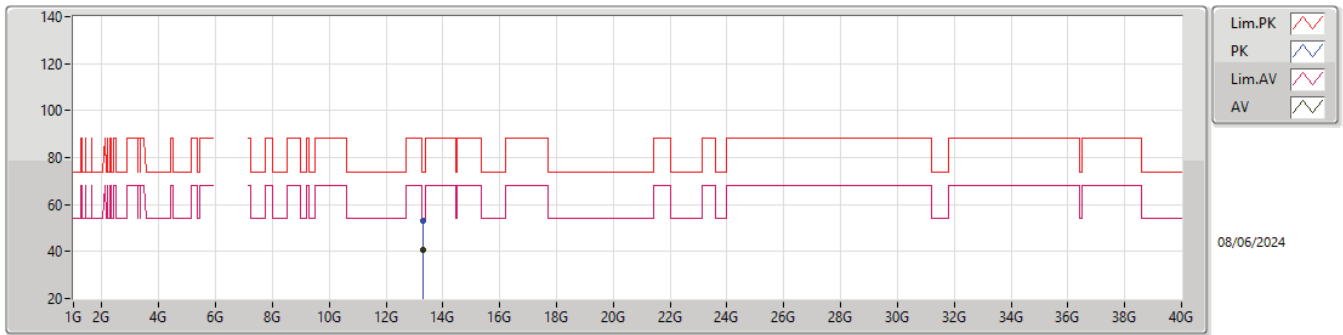


Type	Freq (Hz)	Level (dBuV/m)	Limit (dBuV/m)	Margin (dB)	Factor (dB)	Dist (m)	Condition	Azimuth (°)	Height (m)	Raw (dBuV)	AF (dB)	CL (dB)	PA (dB)
AV	13.15025G	40.89	68.20	-27.31	10.52	3	Horizontal	233	1.77	30.37	39.90	9.18	38.56
PK	13.15G	53.89	88.20	-34.31	10.52	3	Horizontal	233	1.77	43.37	39.90	9.18	38.56



6.425-6.525GHz_802.11be EHT40-BF_Nss1,(MCS0)_2TX

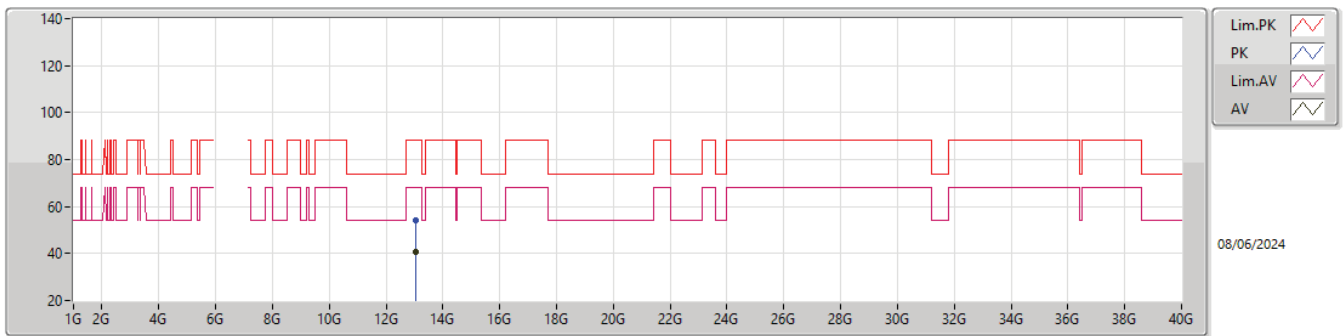
6525MHz_TX



Type	Freq (Hz)	Level (dBuV/m)	Limit (dBuV/m)	Margin (dB)	Factor (dB)	Dist (m)	Condition	Azimuth (°)	Height (m)	Raw (dBuV)	AF (dB)	CL (dB)	PA (dB)
AV	13.28904G	40.56	54.00	-13.44	10.66	3	Vertical	130	1.50	29.90	39.98	9.22	38.54
PK	13.28926G	53.20	74.00	-20.80	10.66	3	Vertical	130	1.50	42.54	39.98	9.22	38.54

6.425-6.525GHz_802.11be EHT40-BF_Nss1,(MCS0)_2TX

6525MHz_TX

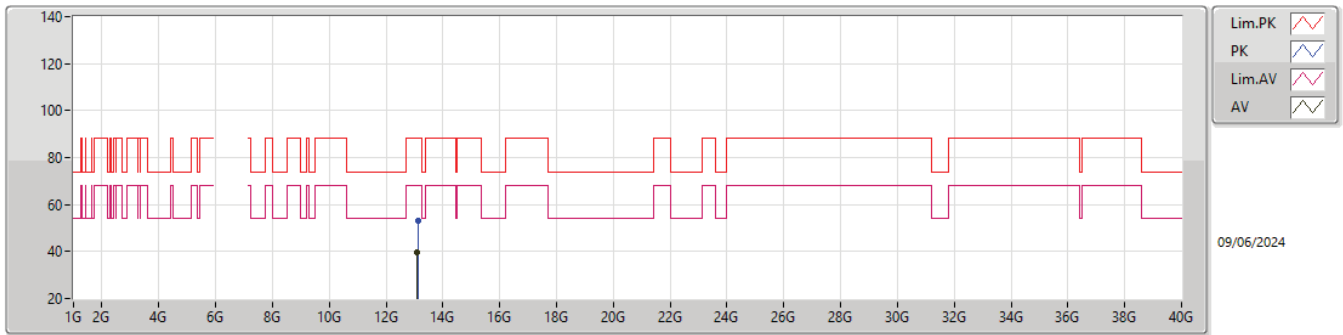


Type	Freq (Hz)	Level (dBuV/m)	Limit (dBuV/m)	Margin (dB)	Factor (dB)	Dist (m)	Condition	Azimuth (°)	Height (m)	Raw (dBuV)	AF (dB)	CL (dB)	PA (dB)
AV	13.05G	40.63	68.20	-27.57	10.18	3	Horizontal	63	1.42	30.45	39.60	9.15	38.57
PK	13.0523G	54.11	88.20	-34.09	10.18	3	Horizontal	63	1.42	43.93	39.60	9.15	38.57



6.425-6.525GHz_802.11be EHT80-BF_Nss1,(MCS0)_2TX

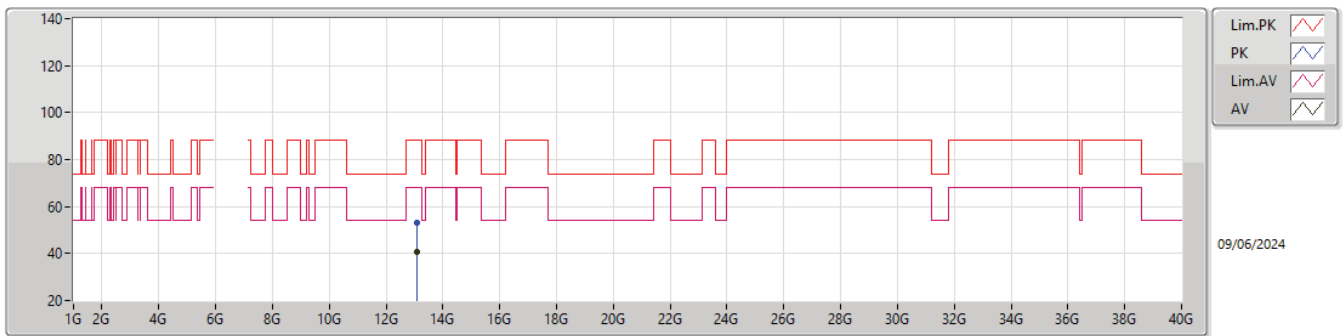
6545MHz_TX



Type	Freq (Hz)	Level (dBuV/m)	Limit (dBuV/m)	Margin (dB)	Factor (dB)	Dist (m)	Condition	Azimuth (°)	Height (m)	Raw (dBuV)	AF (dB)	CL (dB)	PA (dB)
AV	13.10952G	39.89	68.20	-28.31	10.35	3	Vertical	197	1.36	29.54	39.74	9.17	38.56
PK	13.1228G	52.93	88.20	-35.27	10.40	3	Vertical	197	1.36	42.53	39.79	9.17	38.56

6.425-6.525GHz_802.11be EHT80-BF_Nss1,(MCS0)_2TX

6545MHz_TX

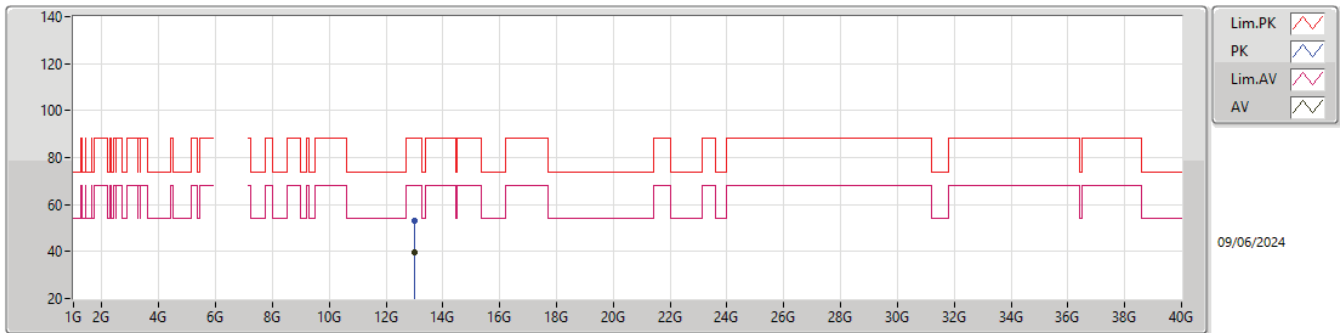


Type	Freq (Hz)	Level (dBuV/m)	Limit (dBuV/m)	Margin (dB)	Factor (dB)	Dist (m)	Condition	Azimuth (°)	Height (m)	Raw (dBuV)	AF (dB)	CL (dB)	PA (dB)
AV	13.09G	40.90	68.20	-27.30	10.27	3	Horizontal	61	1.44	30.63	39.68	9.16	38.57
PK	13.09032G	52.88	88.20	-35.32	10.27	3	Horizontal	61	1.44	42.61	39.68	9.16	38.57



6.425-6.525GHz_802.11be EHT160-BF_Nss1,(MCS0)_2TX

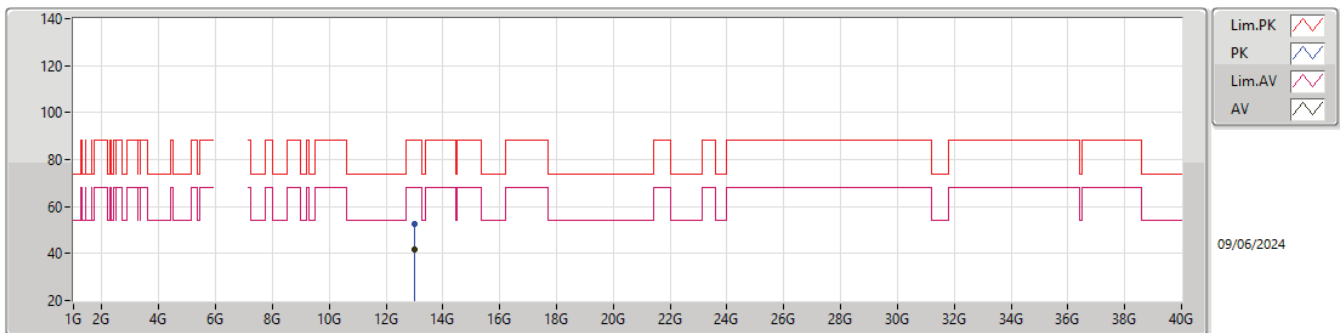
6505MHz_TX



Type	Freq (Hz)	Level (dBuV/m)	Limit (dBuV/m)	Margin (dB)	Factor (dB)	Dist (m)	Condition	Azimuth (°)	Height (m)	Raw (dBuV)	AF (dB)	CL (dB)	PA (dB)
AV	12.9876G	39.69	68.20	-28.51	10.31	3	Vertical	299	1.50	29.38	39.75	9.13	38.57
PK	13.00744G	53.13	88.20	-35.07	10.24	3	Vertical	299	1.50	42.89	39.69	9.13	38.58

6.425-6.525GHz_802.11be EHT160-BF_Nss1,(MCS0)_2TX

6505MHz_TX

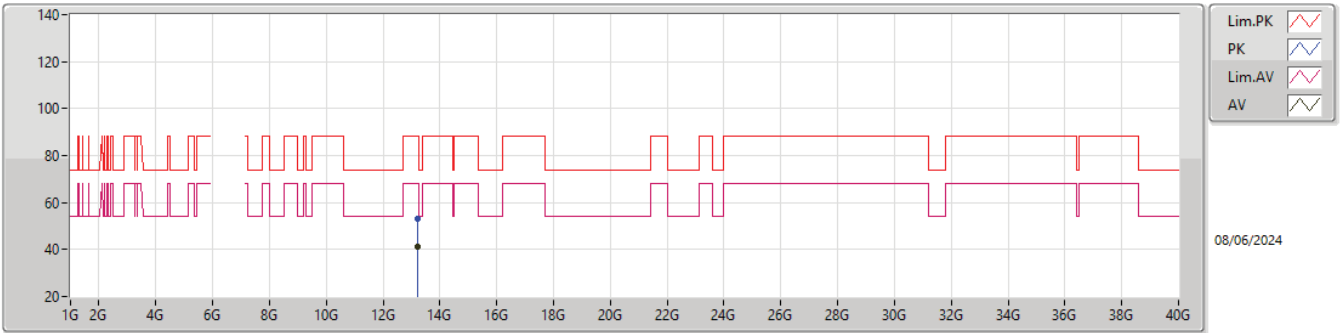


Type	Freq (Hz)	Level (dBuV/m)	Limit (dBuV/m)	Margin (dB)	Factor (dB)	Dist (m)	Condition	Azimuth (°)	Height (m)	Raw (dBuV)	AF (dB)	CL (dB)	PA (dB)
AV	13.01G	41.60	68.20	-26.60	10.23	3	Horizontal	33	1.51	31.37	39.68	9.13	38.58
PK	12.98904G	52.65	88.20	-35.55	10.30	3	Horizontal	33	1.51	42.35	39.74	9.13	38.57



6.525-6.875GHz_802.11be EHT20-BF_Nss1,(MCS0)_2TX

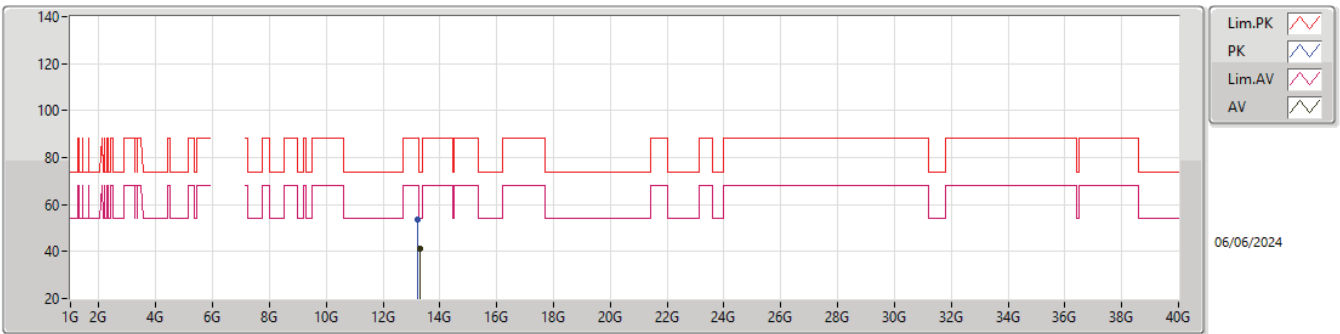
6535MHz_TX



Type	Freq (Hz)	Level (dBuV/m)	Limit (dBuV/m)	Margin (dB)	Factor (dB)	Dist (m)	Condition	Azimuth (°)	Height (m)	Raw (dBuV)	AF (dB)	CL (dB)	PA (dB)
AV	13.19782G	41.03	68.20	-27.17	10.44	3	Vertical	19	1.00	30.59	39.80	9.19	38.55
PK	13.19768G	53.28	88.20	-34.92	10.44	3	Vertical	19	1.00	42.84	39.80	9.19	38.55

6.525-6.875GHz_802.11be EHT20-BF_Nss1,(MCS0)_2TX

6535MHz_TX

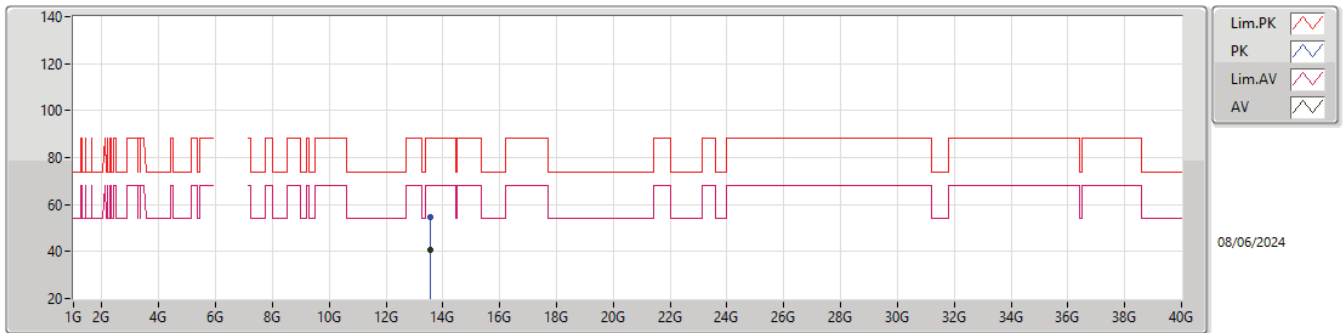


Type	Freq (Hz)	Level (dBuV/m)	Limit (dBuV/m)	Margin (dB)	Factor (dB)	Dist (m)	Condition	Azimuth (°)	Height (m)	Raw (dBuV)	AF (dB)	CL (dB)	PA (dB)
AV	13.2908G	41.02	54.00	-12.98	10.66	3	Horizontal	196	1.50	30.36	39.98	9.22	38.54
PK	13.20152G	53.60	88.20	-34.60	10.44	3	Horizontal	196	1.50	43.16	39.80	9.19	38.55



6.525-6.875GHz_802.11be EHT40-BF_Nss1,(MCS0)_2TX

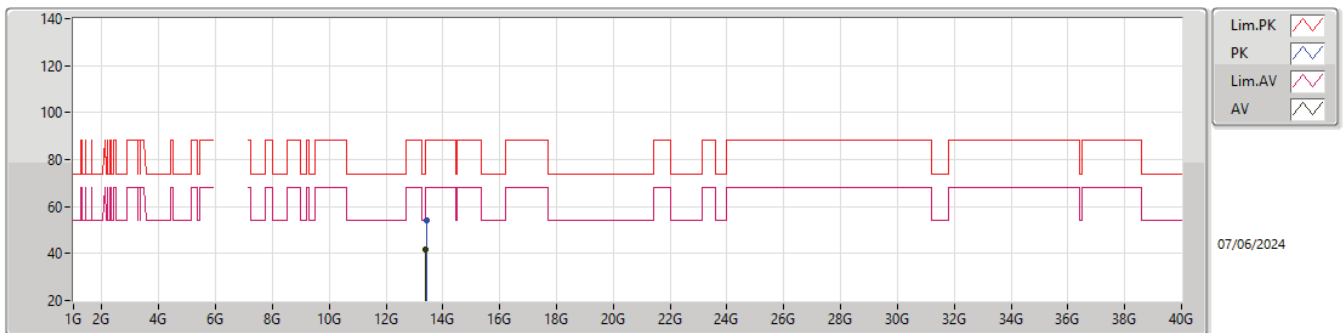
6685MHz_TX



Type	Freq (Hz)	Level (dBuV/m)	Limit (dBuV/m)	Margin (dB)	Factor (dB)	Dist (m)	Condition	Azimuth (°)	Height (m)	Raw (dBuV)	AF (dB)	CL (dB)	PA (dB)
AV	13.55336G	40.77	68.20	-27.43	11.33	3	Vertical	272	1.50	29.44	40.49	9.31	38.47
PK	13.55348G	54.77	88.20	-33.43	11.33	3	Vertical	272	1.50	43.44	40.49	9.31	38.47

6.525-6.875GHz_802.11be EHT40-BF_Nss1,(MCS0)_2TX

6685MHz_TX

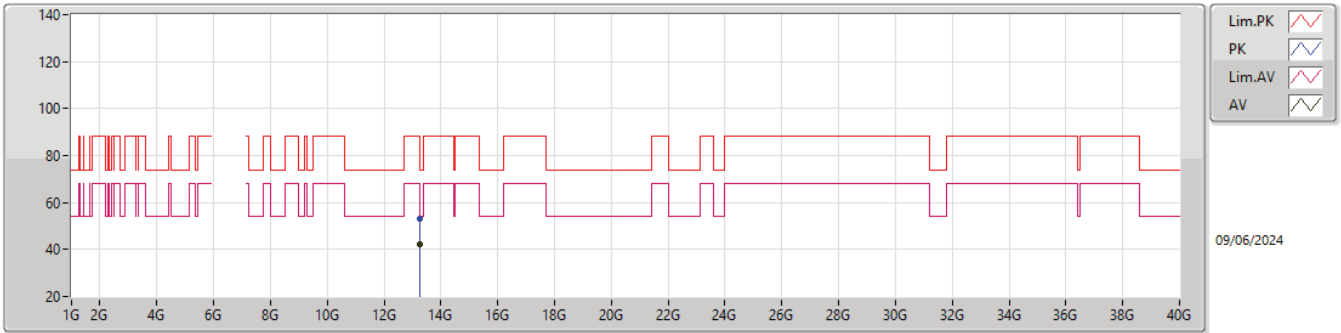


Type	Freq (Hz)	Level (dBuV/m)	Limit (dBuV/m)	Margin (dB)	Factor (dB)	Dist (m)	Condition	Azimuth (°)	Height (m)	Raw (dBuV)	AF (dB)	CL (dB)	PA (dB)
AV	13.37G	41.53	54.00	-12.47	10.86	3	Horizontal	127	1.50	30.67	40.14	9.25	38.53
PK	13.41032G	54.14	88.20	-34.06	10.98	3	Horizontal	127	1.50	43.16	40.24	9.26	38.52



6.525-6.875GHz_802.11be EHT80-BF_Nss1,(MCS0)_2TX

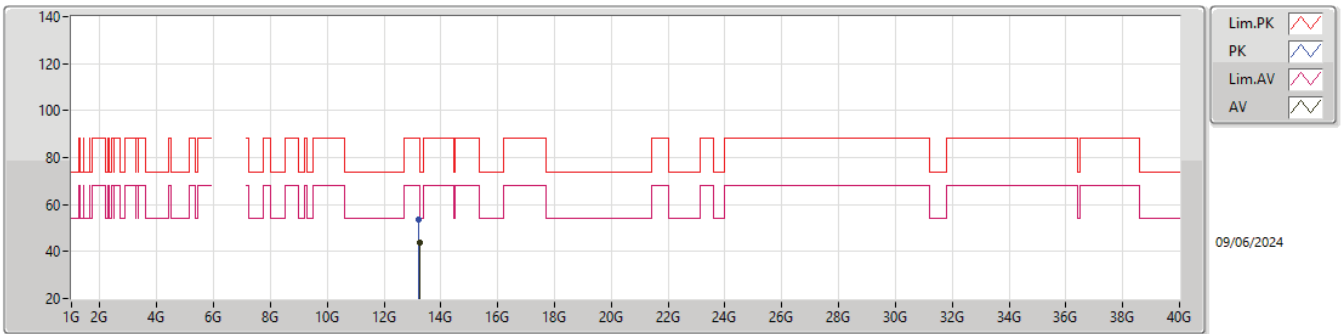
6625MHz_TX



Type	Freq (Hz)	Level (dBuV/m)	Limit (dBuV/m)	Margin (dB)	Factor (dB)	Dist (m)	Condition	Azimuth (°)	Height (m)	Raw (dBuV)	AF (dB)	CL (dB)	PA (dB)
AV	13.25G	42.50	54.00	-11.50	10.57	3	Vertical	176	1.33	31.93	39.90	9.21	38.54
PK	13.25496G	53.26	74.00	-20.74	10.58	3	Vertical	176	1.33	42.68	39.91	9.21	38.54

6.525-6.875GHz_802.11be EHT80-BF_Nss1,(MCS0)_2TX

6625MHz_TX

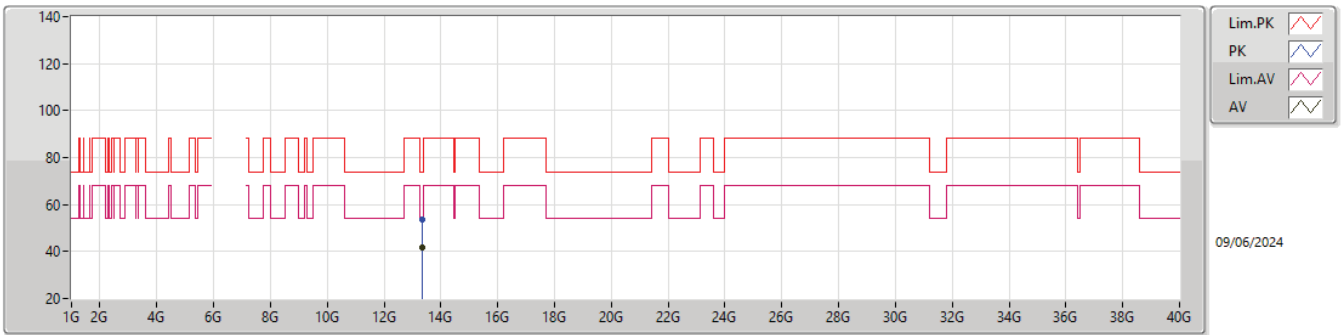


Type	Freq (Hz)	Level (dBuV/m)	Limit (dBuV/m)	Margin (dB)	Factor (dB)	Dist (m)	Condition	Azimuth (°)	Height (m)	Raw (dBuV)	AF (dB)	CL (dB)	PA (dB)
AV	13.25016G	43.69	54.00	-10.31	10.57	3	Horizontal	126	1.69	33.12	39.90	9.21	38.54
PK	13.22456G	53.49	88.20	-34.71	10.50	3	Horizontal	126	1.69	42.99	39.85	9.20	38.55



6.525-6.875GHz_802.11be EHT160-BF_Nss1,(MCS0)_2TX

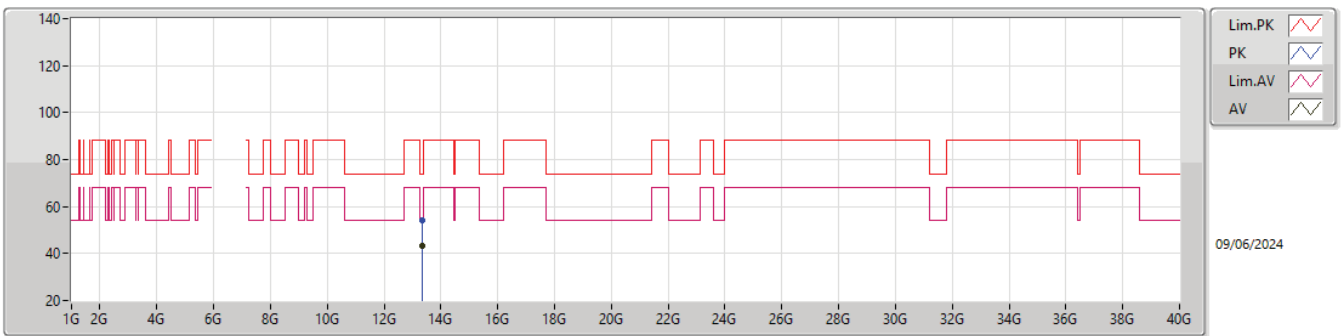
6665MHz_TX



Type	Freq (Hz)	Level (dBuV/m)	Limit (dBuV/m)	Margin (dB)	Factor (dB)	Dist (m)	Condition	Azimuth (°)	Height (m)	Raw (dBuV)	AF (dB)	CL (dB)	PA (dB)
AV	13.33016G	41.49	54.00	-12.51	10.77	3	Vertical	168	1.50	30.72	40.06	9.24	38.53
PK	13.34296G	53.84	74.00	-20.16	10.80	3	Vertical	168	1.50	43.04	40.09	9.24	38.53

6.525-6.875GHz_802.11be EHT160-BF_Nss1,(MCS0)_2TX

6665MHz_TX

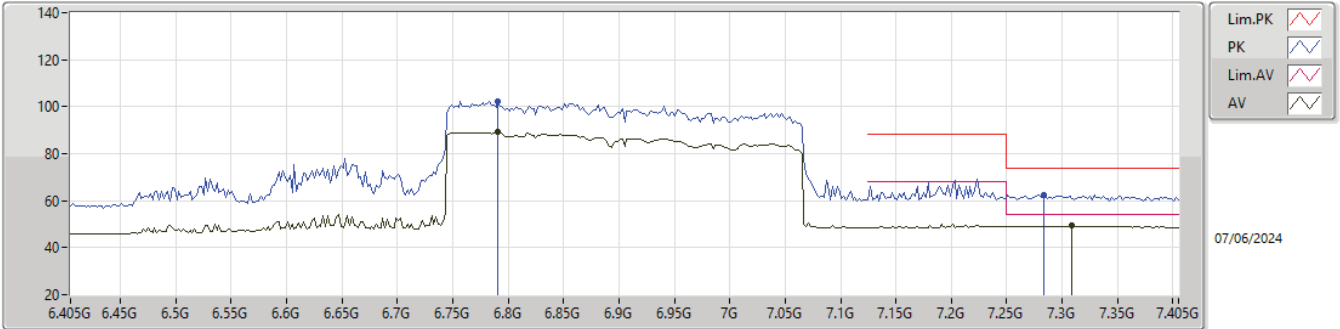


Type	Freq (Hz)	Level (dBuV/m)	Limit (dBuV/m)	Margin (dB)	Factor (dB)	Dist (m)	Condition	Azimuth (°)	Height (m)	Raw (dBuV)	AF (dB)	CL (dB)	PA (dB)
AV	13.33G	43.18	54.00	-10.82	10.77	3	Horizontal	125	1.73	32.41	40.06	9.24	38.53
PK	13.33576G	54.09	74.00	-19.91	10.78	3	Horizontal	125	1.73	43.31	40.07	9.24	38.53



6.525-6.875GHz_802.11be EHT320-BF_Nss1,(MCS0)_2TX

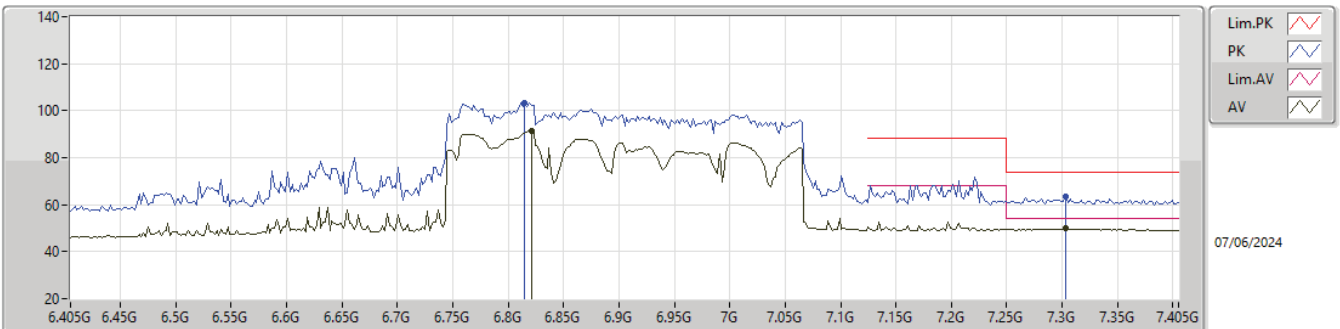
6905MHz_TX



Type	Freq (Hz)	Level (dBuV/m)	Limit (dBuV/m)	Margin (dB)	Factor (dB)	Dist (m)	Condition	Azimuth (°)	Height (m)	Raw (dBuV)	AF (dB)	CL (dB)	PA (dB)
AV	6.791G	89.08	Inf	-Inf	6.04	3	Vertical	335	1.50	83.04	36.38	6.35	36.69
AV	7.309G	49.30	54.00	-4.70	7.31	3	Vertical	335	1.50	41.99	37.26	6.59	36.54
PK	6.791G	102.42	Inf	-Inf	6.04	3	Vertical	335	1.50	96.38	36.38	6.35	36.69
PK	7.283G	62.53	74.00	-11.47	7.33	3	Vertical	335	1.50	55.20	37.30	6.58	36.55

6.525-6.875GHz_802.11be EHT320-BF_Nss1,(MCS0)_2TX

6905MHz_TX

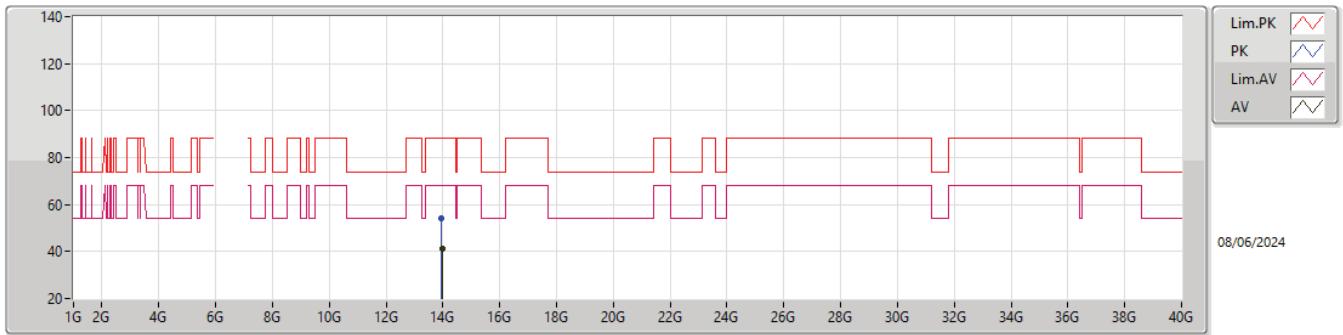


Type	Freq (Hz)	Level (dBuV/m)	Limit (dBuV/m)	Margin (dB)	Factor (dB)	Dist (m)	Condition	Azimuth (°)	Height (m)	Raw (dBuV)	AF (dB)	CL (dB)	PA (dB)
AV	6.821G	91.32	Inf	-Inf	6.00	3	Horizontal	3	1.00	85.32	36.32	6.36	36.68
AV	7.303G	49.86	54.00	-4.14	7.33	3	Horizontal	3	1.00	42.53	37.29	6.59	36.55
PK	6.815G	103.51	Inf	-Inf	6.02	3	Horizontal	3	1.00	97.49	36.34	6.36	36.68
PK	7.303G	63.62	74.00	-10.38	7.33	3	Horizontal	3	1.00	56.29	37.29	6.59	36.55



6.525-6.875GHz_802.11be EHT320-BF_Nss1,(MCS0)_2TX

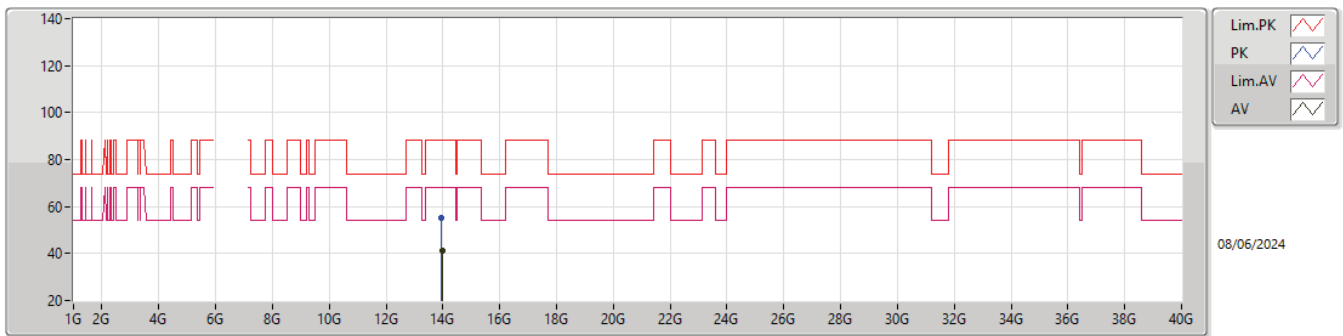
6905MHz_TX



Type	Freq (Hz)	Level (dBuV/m)	Limit (dBuV/m)	Margin (dB)	Factor (dB)	Dist (m)	Condition	Azimuth (°)	Height (m)	Raw (dBuV)	AF (dB)	CL (dB)	PA (dB)
AV	13.97G	41.43	68.20	-26.77	11.69	3	Vertical	276	1.50	29.74	40.44	9.44	38.19
PK	13.9572G	54.33	88.20	-33.87	11.65	3	Vertical	276	1.50	42.68	40.41	9.44	38.20

6.525-6.875GHz_802.11be EHT320-BF_Nss1,(MCS0)_2TX

6905MHz_TX

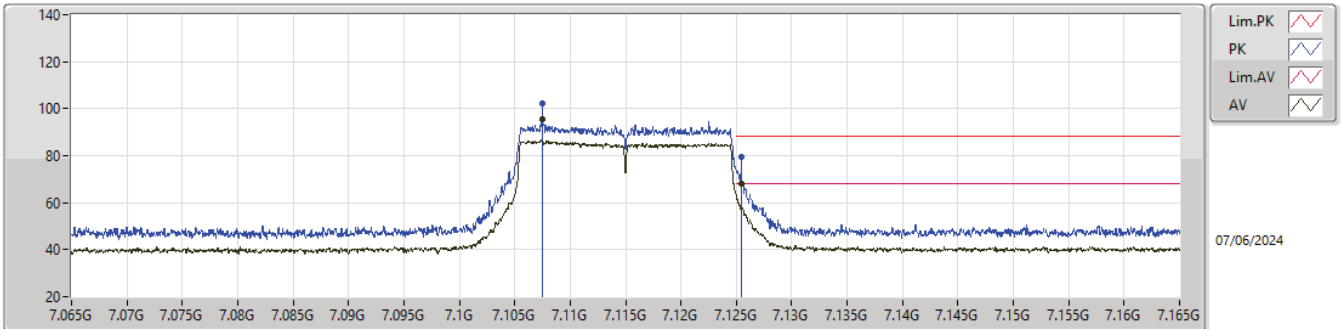


Type	Freq (Hz)	Level (dBuV/m)	Limit (dBuV/m)	Margin (dB)	Factor (dB)	Dist (m)	Condition	Azimuth (°)	Height (m)	Raw (dBuV)	AF (dB)	CL (dB)	PA (dB)
AV	13.96808G	41.45	68.20	-26.75	11.69	3	Horizontal	192	1.50	29.76	40.44	9.44	38.19
PK	13.9348G	54.99	88.20	-33.21	11.62	3	Horizontal	192	1.50	43.37	40.40	9.43	38.21



6.875-7.125GHz_802.11be EHT20-BF_Nss1,(MCS0)_2TX

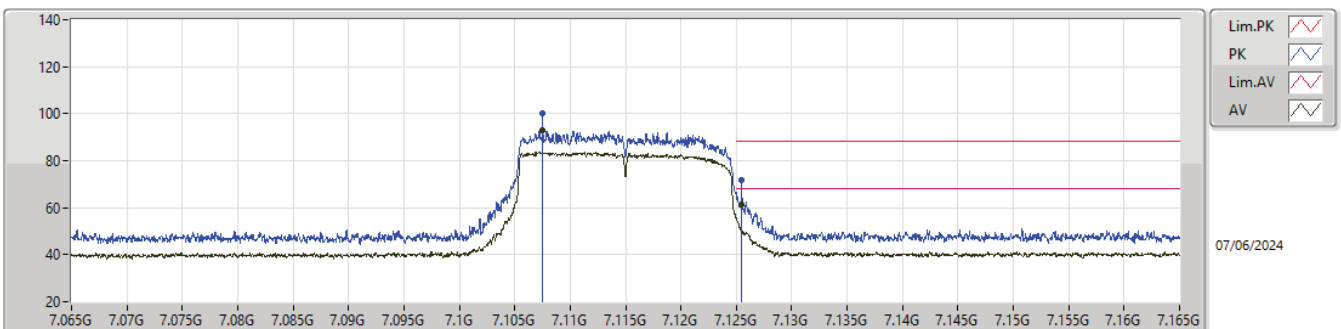
7115MHz_TX



Type	Freq (Hz)	Level (dBuV/m)	Limit (dBuV/m)	Margin (dB)	Factor (dB)	Dist (m)	Condition	Azimuth (°)	Height (m)	Raw (dBuV)	AF (dB)	CL (dB)	PA (dB)
AV	7.1075G	95.55	Inf	-Inf	6.62	3	Vertical	328	1.50	88.93	36.74	6.48	36.60
AV	7.1255G	67.88	68.20	-0.32	6.75	3	Vertical	328	1.50	61.13	36.85	6.49	36.59
PK	7.1075G	102.08	Inf	-Inf	6.62	3	Vertical	328	1.50	95.46	36.74	6.48	36.60
PK	7.1255G	79.38	88.20	-8.82	6.75	3	Vertical	328	1.50	72.63	36.85	6.49	36.59

6.875-7.125GHz_802.11be EHT20-BF_Nss1,(MCS0)_2TX

7115MHz_TX

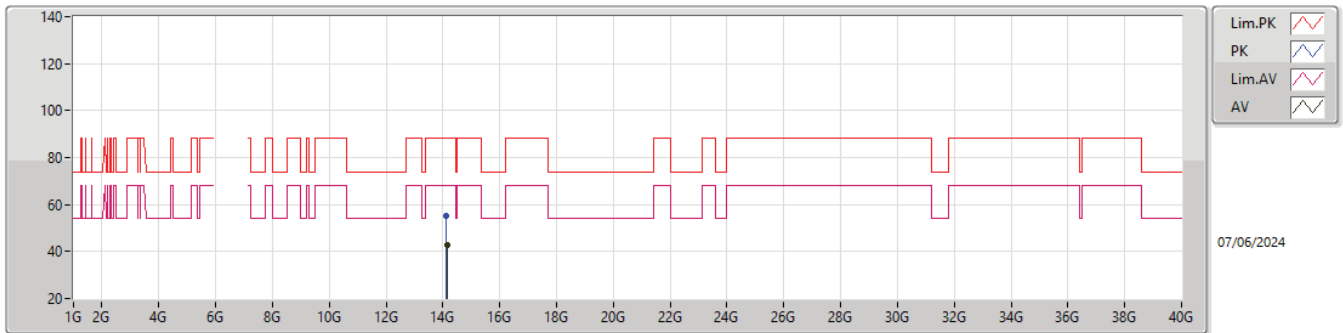


Type	Freq (Hz)	Level (dBuV/m)	Limit (dBuV/m)	Margin (dB)	Factor (dB)	Dist (m)	Condition	Azimuth (°)	Height (m)	Raw (dBuV)	AF (dB)	CL (dB)	PA (dB)
AV	7.1075G	92.88	Inf	-Inf	6.62	3	Horizontal	16	1.26	86.26	36.74	6.48	36.60
AV	7.1255G	61.19	68.20	-7.01	6.75	3	Horizontal	16	1.26	54.44	36.85	6.49	36.59
PK	7.1075G	100.37	Inf	-Inf	6.62	3	Horizontal	16	1.26	93.75	36.74	6.48	36.60
PK	7.1255G	71.92	88.20	-16.28	6.75	3	Horizontal	16	1.26	65.17	36.85	6.49	36.59



6.875-7.125GHz_802.11be EHT20-BF_Nss1,(MCS0)_2TX

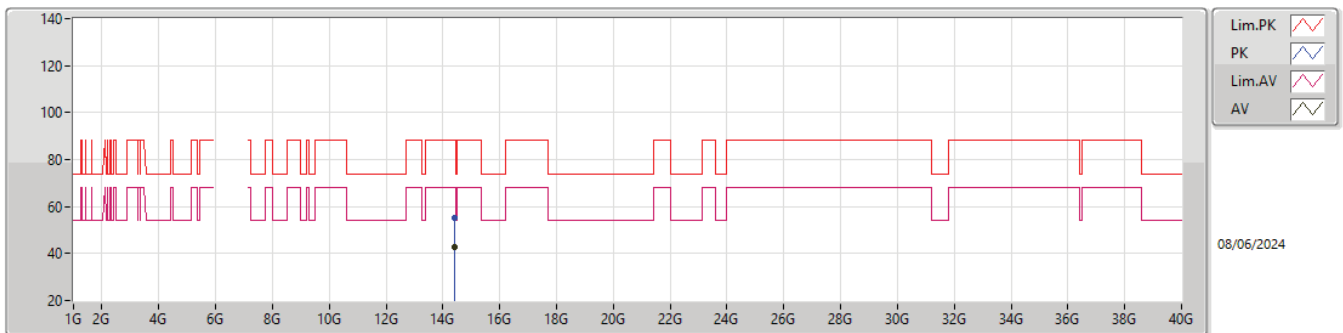
7115MHz_TX



Type	Freq (Hz)	Level (dBuV/m)	Limit (dBuV/m)	Margin (dB)	Factor (dB)	Dist (m)	Condition	Azimuth (°)	Height (m)	Raw (dBuV)	AF (dB)	CL (dB)	PA (dB)
AV	14.13784G	42.81	68.20	-25.39	12.25	3	Vertical	229	2.32	30.56	40.88	9.50	38.13
PK	14.12152G	55.38	88.20	-32.82	12.20	3	Vertical	229	2.32	43.18	40.84	9.50	38.14

6.875-7.125GHz_802.11be EHT20-BF_Nss1,(MCS0)_2TX

7115MHz_TX

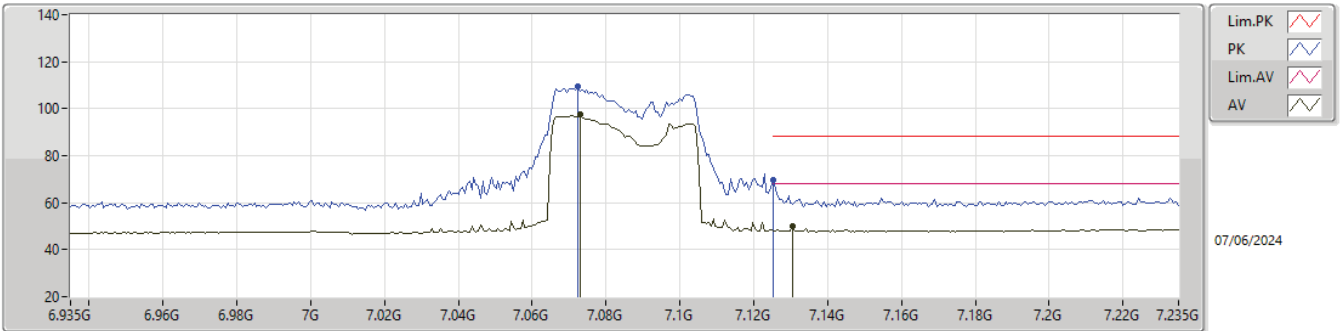


Type	Freq (Hz)	Level (dBuV/m)	Limit (dBuV/m)	Margin (dB)	Factor (dB)	Dist (m)	Condition	Azimuth (°)	Height (m)	Raw (dBuV)	AF (dB)	CL (dB)	PA (dB)
AV	14.42206G	42.88	68.20	-25.32	12.01	3	Horizontal	276	2.06	30.87	40.46	9.61	38.06
PK	14.422G	55.18	88.20	-33.02	12.01	3	Horizontal	276	2.06	43.17	40.46	9.61	38.06



6.875-7.125GHz_802.11be EHT40-BF_Nss1,(MCS0)_2TX

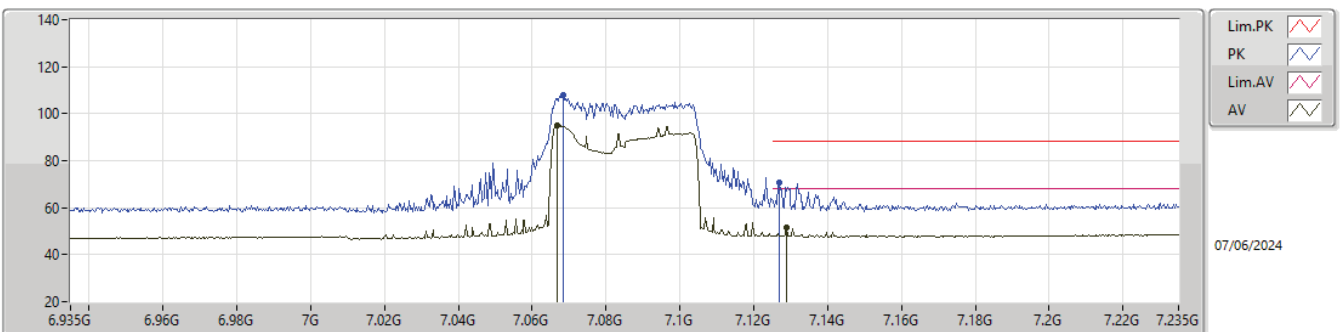
7085MHz_TX



Type	Freq (Hz)	Level (dBuV/m)	Limit (dBuV/m)	Margin (dB)	Factor (dB)	Dist (m)	Condition	Azimuth (°)	Height (m)	Raw (dBuV)	AF (dB)	CL (dB)	PA (dB)
AV	7.073G	97.36	Inf	-Inf	6.45	3	Vertical	307	2.07	90.91	36.59	6.47	36.61
AV	7.1306G	49.82	68.20	-18.38	6.79	3	Vertical	307	2.07	43.03	36.88	6.50	36.59
PK	7.0724G	109.46	Inf	-Inf	6.45	3	Vertical	307	2.07	103.01	36.59	6.47	36.61
PK	7.1252G	69.78	88.20	-18.42	6.75	3	Vertical	307	2.07	63.03	36.85	6.49	36.59

6.875-7.125GHz_802.11be EHT40-BF_Nss1,(MCS0)_2TX

7085MHz_TX

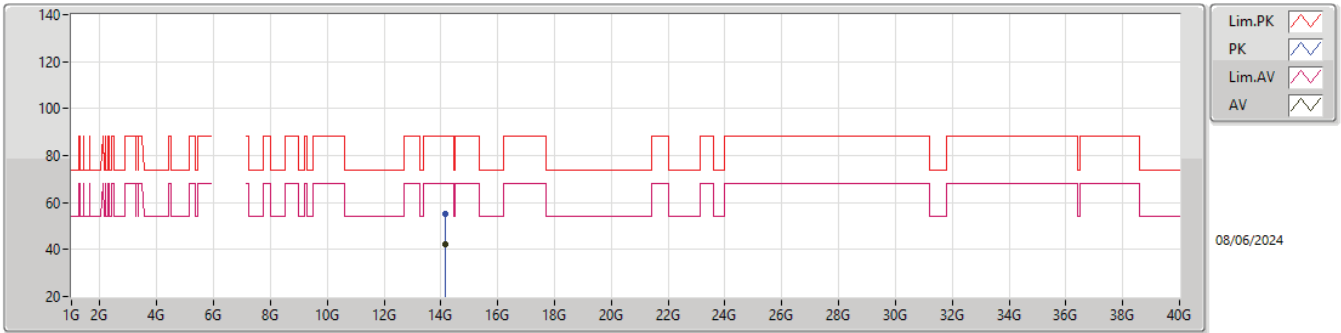


Type	Freq (Hz)	Level (dBuV/m)	Limit (dBuV/m)	Margin (dB)	Factor (dB)	Dist (m)	Condition	Azimuth (°)	Height (m)	Raw (dBuV)	AF (dB)	CL (dB)	PA (dB)
AV	7.0667G	95.04	Inf	-Inf	6.42	3	Horizontal	12	1.01	88.62	36.57	6.46	36.61
AV	7.1288G	51.52	68.20	-16.68	6.77	3	Horizontal	12	1.01	44.75	36.87	6.49	36.59
PK	7.0685G	107.68	Inf	-Inf	6.42	3	Horizontal	12	1.01	101.26	36.57	6.46	36.61
PK	7.127G	70.72	88.20	-17.48	6.76	3	Horizontal	12	1.01	63.96	36.86	6.49	36.59



6.875-7.125GHz_802.11be EHT40-BF_Nss1,(MCS0)_2TX

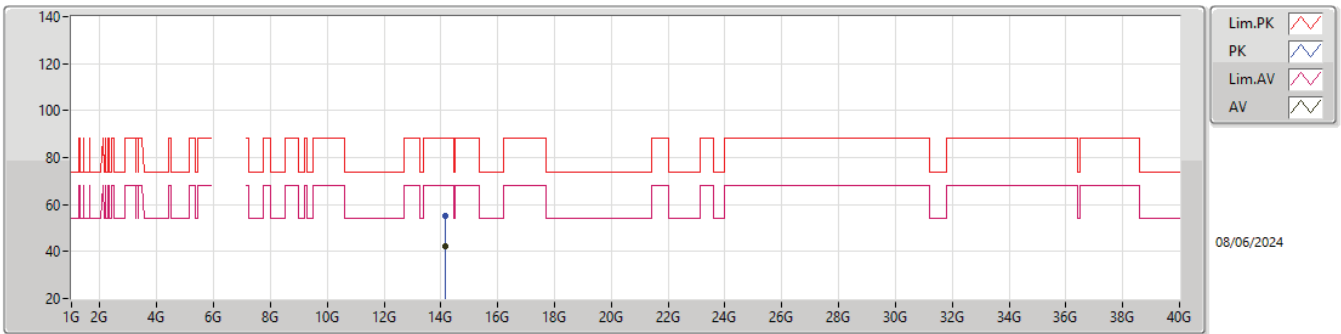
7085MHz_TX



Type	Freq (Hz)	Level (dBuV/m)	Limit (dBuV/m)	Margin (dB)	Factor (dB)	Dist (m)	Condition	Azimuth (°)	Height (m)	Raw (dBuV)	AF (dB)	CL (dB)	PA (dB)
AV	14.14024G	42.34	68.20	-25.86	12.25	3	Vertical	110	2.36	30.09	40.88	9.50	38.13
PK	14.14036G	55.27	88.20	-32.93	12.25	3	Vertical	110	2.36	43.02	40.88	9.50	38.13

6.875-7.125GHz_802.11be EHT40-BF_Nss1,(MCS0)_2TX

7085MHz_TX



Type	Freq (Hz)	Level (dBuV/m)	Limit (dBuV/m)	Margin (dB)	Factor (dB)	Dist (m)	Condition	Azimuth (°)	Height (m)	Raw (dBuV)	AF (dB)	CL (dB)	PA (dB)
AV	14.14696G	42.37	68.20	-25.83	12.27	3	Horizontal	308	1.38	30.10	40.89	9.51	38.13
PK	14.14698G	55.31	88.20	-32.89	12.27	3	Horizontal	308	1.38	43.04	40.89	9.51	38.13