



Mode	57																																																																																																																																																																																							
	LF																																																																																																																																																																																							
	U-NII-2C_5.47-5.725_802.11ac VHT80_CH106_5530MHz																																																																																																																																																																																							
ANT	1+2																																																																																																																																																																																							
Pol.	Horizontal	Vertical																																																																																																																																																																																						
QP/ Peak	<p>Site : 03CH21-HY Condition: QP 3m LF_633038001_231015 HORIZONTAL</p> <table border="1"> <thead> <tr> <th>Peak</th> <th>Freq (MHz)</th> <th>Level (dBuV/m)</th> <th>Limit (dBuV/m)</th> <th>Line Margin (dB)</th> <th>Read Level (dBuV)</th> <th>Ant Factor (dB/m)</th> <th>Cable Loss (dB)</th> <th>Preamp Factor (dB)</th> <th>Aux Factor (dB)</th> <th>APos (cm)</th> <th>TPos (deg)</th> <th>Remark</th> </tr> </thead> <tbody> <tr><td>1</td><td>32.91</td><td>21.73</td><td>40.00</td><td>-18.27</td><td>30.04</td><td>23.40</td><td>0.90</td><td>32.64</td><td>0.03</td><td>--</td><td>--</td><td>Peak</td></tr> <tr><td>2</td><td>111.48</td><td>21.16</td><td>43.50</td><td>-22.34</td><td>34.93</td><td>17.06</td><td>1.81</td><td>32.68</td><td>0.04</td><td>--</td><td>--</td><td>Peak</td></tr> <tr><td>3</td><td>259.89</td><td>19.65</td><td>46.00</td><td>-26.35</td><td>29.47</td><td>19.92</td><td>2.81</td><td>32.63</td><td>0.08</td><td>--</td><td>--</td><td>Peak</td></tr> <tr><td>4</td><td>418.00</td><td>26.23</td><td>46.00</td><td>-19.77</td><td>32.76</td><td>22.56</td><td>3.59</td><td>32.78</td><td>0.10</td><td>--</td><td>--</td><td>Peak</td></tr> <tr><td>5</td><td>741.98</td><td>30.26</td><td>46.00</td><td>-15.74</td><td>29.82</td><td>28.28</td><td>4.78</td><td>32.74</td><td>0.12</td><td>--</td><td>--</td><td>Peak</td></tr> <tr><td>6</td><td>945.68</td><td>34.23</td><td>46.00</td><td>-11.77</td><td>29.23</td><td>30.85</td><td>5.44</td><td>31.46</td><td>0.17</td><td>--</td><td>--</td><td>Peak</td></tr> </tbody> </table>	Peak	Freq (MHz)	Level (dBuV/m)	Limit (dBuV/m)	Line Margin (dB)	Read Level (dBuV)	Ant Factor (dB/m)	Cable Loss (dB)	Preamp Factor (dB)	Aux Factor (dB)	APos (cm)	TPos (deg)	Remark	1	32.91	21.73	40.00	-18.27	30.04	23.40	0.90	32.64	0.03	--	--	Peak	2	111.48	21.16	43.50	-22.34	34.93	17.06	1.81	32.68	0.04	--	--	Peak	3	259.89	19.65	46.00	-26.35	29.47	19.92	2.81	32.63	0.08	--	--	Peak	4	418.00	26.23	46.00	-19.77	32.76	22.56	3.59	32.78	0.10	--	--	Peak	5	741.98	30.26	46.00	-15.74	29.82	28.28	4.78	32.74	0.12	--	--	Peak	6	945.68	34.23	46.00	-11.77	29.23	30.85	5.44	31.46	0.17	--	--	Peak	<p>Site : 03CH21-HY Condition: QP 3m LF_633038001_231015 VERTICAL</p> <table border="1"> <thead> <tr> <th>Peak</th> <th>Freq (MHz)</th> <th>Level (dBuV/m)</th> <th>Limit (dBuV/m)</th> <th>Line Margin (dB)</th> <th>Read Level (dBuV)</th> <th>Ant Factor (dB/m)</th> <th>Cable Loss (dB)</th> <th>Preamp Factor (dB)</th> <th>Aux Factor (dB)</th> <th>APos (cm)</th> <th>TPos (deg)</th> <th>Remark</th> </tr> </thead> <tbody> <tr><td>1</td><td>32.91</td><td>29.04</td><td>40.00</td><td>-10.96</td><td>37.35</td><td>23.40</td><td>0.90</td><td>32.64</td><td>0.03</td><td>--</td><td>--</td><td>Peak</td></tr> <tr><td>2</td><td>105.66</td><td>20.44</td><td>43.50</td><td>-23.06</td><td>34.85</td><td>16.49</td><td>1.76</td><td>32.68</td><td>0.02</td><td>--</td><td>--</td><td>Peak</td></tr> <tr><td>3</td><td>263.77</td><td>20.37</td><td>46.00</td><td>-25.63</td><td>29.98</td><td>20.12</td><td>2.83</td><td>32.63</td><td>0.07</td><td>--</td><td>--</td><td>Peak</td></tr> <tr><td>4</td><td>418.97</td><td>28.35</td><td>46.00</td><td>-17.65</td><td>34.85</td><td>22.58</td><td>3.60</td><td>32.78</td><td>0.10</td><td>--</td><td>--</td><td>Peak</td></tr> <tr><td>5</td><td>728.40</td><td>31.49</td><td>46.00</td><td>-14.51</td><td>31.56</td><td>27.86</td><td>4.74</td><td>32.80</td><td>0.13</td><td>--</td><td>--</td><td>Peak</td></tr> <tr><td>6</td><td>956.35</td><td>34.91</td><td>46.00</td><td>-11.09</td><td>29.43</td><td>31.17</td><td>5.47</td><td>31.35</td><td>0.19</td><td>--</td><td>--</td><td>Peak</td></tr> </tbody> </table>	Peak	Freq (MHz)	Level (dBuV/m)	Limit (dBuV/m)	Line Margin (dB)	Read Level (dBuV)	Ant Factor (dB/m)	Cable Loss (dB)	Preamp Factor (dB)	Aux Factor (dB)	APos (cm)	TPos (deg)	Remark	1	32.91	29.04	40.00	-10.96	37.35	23.40	0.90	32.64	0.03	--	--	Peak	2	105.66	20.44	43.50	-23.06	34.85	16.49	1.76	32.68	0.02	--	--	Peak	3	263.77	20.37	46.00	-25.63	29.98	20.12	2.83	32.63	0.07	--	--	Peak	4	418.97	28.35	46.00	-17.65	34.85	22.58	3.60	32.78	0.10	--	--	Peak	5	728.40	31.49	46.00	-14.51	31.56	27.86	4.74	32.80	0.13	--	--	Peak	6	956.35	34.91	46.00	-11.09	29.43	31.17	5.47	31.35	0.19	--	--	Peak
	Peak	Freq (MHz)	Level (dBuV/m)	Limit (dBuV/m)	Line Margin (dB)	Read Level (dBuV)	Ant Factor (dB/m)	Cable Loss (dB)	Preamp Factor (dB)	Aux Factor (dB)	APos (cm)	TPos (deg)	Remark																																																																																																																																																																											
1	32.91	21.73	40.00	-18.27	30.04	23.40	0.90	32.64	0.03	--	--	Peak																																																																																																																																																																												
2	111.48	21.16	43.50	-22.34	34.93	17.06	1.81	32.68	0.04	--	--	Peak																																																																																																																																																																												
3	259.89	19.65	46.00	-26.35	29.47	19.92	2.81	32.63	0.08	--	--	Peak																																																																																																																																																																												
4	418.00	26.23	46.00	-19.77	32.76	22.56	3.59	32.78	0.10	--	--	Peak																																																																																																																																																																												
5	741.98	30.26	46.00	-15.74	29.82	28.28	4.78	32.74	0.12	--	--	Peak																																																																																																																																																																												
6	945.68	34.23	46.00	-11.77	29.23	30.85	5.44	31.46	0.17	--	--	Peak																																																																																																																																																																												
Peak	Freq (MHz)	Level (dBuV/m)	Limit (dBuV/m)	Line Margin (dB)	Read Level (dBuV)	Ant Factor (dB/m)	Cable Loss (dB)	Preamp Factor (dB)	Aux Factor (dB)	APos (cm)	TPos (deg)	Remark																																																																																																																																																																												
1	32.91	29.04	40.00	-10.96	37.35	23.40	0.90	32.64	0.03	--	--	Peak																																																																																																																																																																												
2	105.66	20.44	43.50	-23.06	34.85	16.49	1.76	32.68	0.02	--	--	Peak																																																																																																																																																																												
3	263.77	20.37	46.00	-25.63	29.98	20.12	2.83	32.63	0.07	--	--	Peak																																																																																																																																																																												
4	418.97	28.35	46.00	-17.65	34.85	22.58	3.60	32.78	0.10	--	--	Peak																																																																																																																																																																												
5	728.40	31.49	46.00	-14.51	31.56	27.86	4.74	32.80	0.13	--	--	Peak																																																																																																																																																																												
6	956.35	34.91	46.00	-11.09	29.43	31.17	5.47	31.35	0.19	--	--	Peak																																																																																																																																																																												



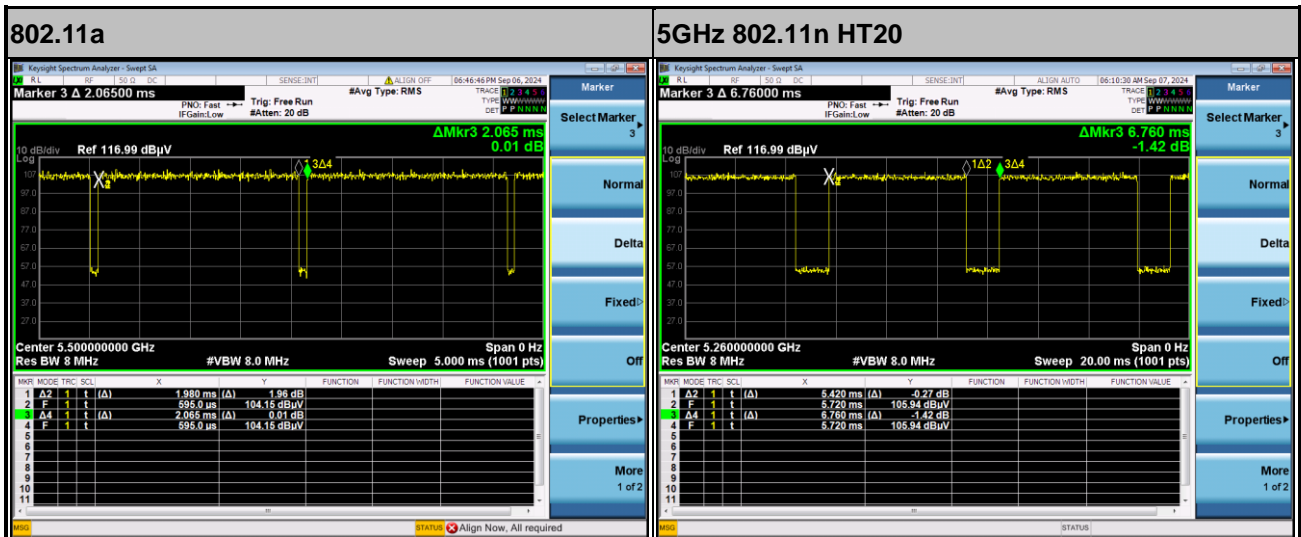
Mode	58																																																																																																																																					
	SHF																																																																																																																																					
	U-NII-2C_5.47-5.725_802.11ac VHT80_CH106_5530MHz																																																																																																																																					
ANT	1+2																																																																																																																																					
Pol.	Horizontal	Vertical																																																																																																																																				
Peak	<p>Site : 03CH21-HY Condition: PEAK_74 1m BBHA9170_1223_240622 HORIZONTAL</p> <table border="1"> <thead> <tr> <th>Limit</th> <th>Read</th> <th>Ant</th> <th>Cable</th> <th>Preamp</th> <th>Aux</th> <th>APos</th> <th>TPos</th> <th>Remark</th> </tr> <tr> <th>Freq</th> <th>Level</th> <th>Line Margin</th> <th>Level</th> <th>Factor</th> <th>Loss</th> <th>Factor</th> <th>Factor</th> <th></th> </tr> <tr> <th>MHz</th> <th>dBuV/m</th> <th>dBuV/m</th> <th>dB</th> <th>dBuV</th> <th>dB/m</th> <th>dB</th> <th>dB</th> <th>dB</th> </tr> </thead> <tbody> <tr> <td>1</td> <td>25953.00</td> <td>41.04</td> <td>74.00</td> <td>-32.96</td> <td>42.05</td> <td>39.19</td> <td>29.84</td> <td>60.50</td> <td>-9.54</td> <td>--</td> <td>--</td> <td>Peak</td> </tr> <tr> <td>2</td> <td>39747.00</td> <td>51.51</td> <td>74.00</td> <td>-22.49</td> <td>39.00</td> <td>44.88</td> <td>37.77</td> <td>60.60</td> <td>-9.54</td> <td>--</td> <td>--</td> <td>Peak</td> </tr> <tr> <td>3</td> <td>39747.00</td> <td>40.90</td> <td>54.00</td> <td>-13.10</td> <td>28.39</td> <td>44.88</td> <td>37.77</td> <td>60.60</td> <td>-9.54</td> <td>--</td> <td>--</td> <td>Average</td> </tr> </tbody> </table>	Limit	Read	Ant	Cable	Preamp	Aux	APos	TPos	Remark	Freq	Level	Line Margin	Level	Factor	Loss	Factor	Factor		MHz	dBuV/m	dBuV/m	dB	dBuV	dB/m	dB	dB	dB	1	25953.00	41.04	74.00	-32.96	42.05	39.19	29.84	60.50	-9.54	--	--	Peak	2	39747.00	51.51	74.00	-22.49	39.00	44.88	37.77	60.60	-9.54	--	--	Peak	3	39747.00	40.90	54.00	-13.10	28.39	44.88	37.77	60.60	-9.54	--	--	Average	<p>Site : 03CH21-HY Condition: PEAK_74 1m BBHA9170_1223_240622 VERTICAL</p> <table border="1"> <thead> <tr> <th>Limit</th> <th>Read</th> <th>Ant</th> <th>Cable</th> <th>Preamp</th> <th>Aux</th> <th>APos</th> <th>TPos</th> <th>Remark</th> </tr> <tr> <th>Freq</th> <th>Level</th> <th>Line Margin</th> <th>Level</th> <th>Factor</th> <th>Loss</th> <th>Factor</th> <th>Factor</th> <th></th> </tr> <tr> <th>MHz</th> <th>dBuV/m</th> <th>dBuV/m</th> <th>dB</th> <th>dBuV</th> <th>dB/m</th> <th>dB</th> <th>dB</th> <th>dB</th> </tr> </thead> <tbody> <tr> <td>1</td> <td>25436.00</td> <td>41.40</td> <td>74.00</td> <td>-32.60</td> <td>42.76</td> <td>39.14</td> <td>29.51</td> <td>60.47</td> <td>-9.54</td> <td>--</td> <td>--</td> <td>Peak</td> </tr> <tr> <td>2</td> <td>38922.00</td> <td>51.48</td> <td>74.00</td> <td>-22.52</td> <td>40.08</td> <td>43.95</td> <td>37.63</td> <td>60.64</td> <td>-9.54</td> <td>--</td> <td>--</td> <td>Peak</td> </tr> <tr> <td>3</td> <td>38922.00</td> <td>41.35</td> <td>54.00</td> <td>-12.65</td> <td>29.95</td> <td>43.95</td> <td>37.63</td> <td>60.64</td> <td>-9.54</td> <td>--</td> <td>--</td> <td>Average</td> </tr> </tbody> </table>	Limit	Read	Ant	Cable	Preamp	Aux	APos	TPos	Remark	Freq	Level	Line Margin	Level	Factor	Loss	Factor	Factor		MHz	dBuV/m	dBuV/m	dB	dBuV	dB/m	dB	dB	dB	1	25436.00	41.40	74.00	-32.60	42.76	39.14	29.51	60.47	-9.54	--	--	Peak	2	38922.00	51.48	74.00	-22.52	40.08	43.95	37.63	60.64	-9.54	--	--	Peak	3	38922.00	41.35	54.00	-12.65	29.95	43.95	37.63	60.64	-9.54	--	--	Average
	Limit	Read	Ant	Cable	Preamp	Aux	APos	TPos	Remark																																																																																																																													
Freq	Level	Line Margin	Level	Factor	Loss	Factor	Factor																																																																																																																															
MHz	dBuV/m	dBuV/m	dB	dBuV	dB/m	dB	dB	dB																																																																																																																														
1	25953.00	41.04	74.00	-32.96	42.05	39.19	29.84	60.50	-9.54	--	--	Peak																																																																																																																										
2	39747.00	51.51	74.00	-22.49	39.00	44.88	37.77	60.60	-9.54	--	--	Peak																																																																																																																										
3	39747.00	40.90	54.00	-13.10	28.39	44.88	37.77	60.60	-9.54	--	--	Average																																																																																																																										
Limit	Read	Ant	Cable	Preamp	Aux	APos	TPos	Remark																																																																																																																														
Freq	Level	Line Margin	Level	Factor	Loss	Factor	Factor																																																																																																																															
MHz	dBuV/m	dBuV/m	dB	dBuV	dB/m	dB	dB	dB																																																																																																																														
1	25436.00	41.40	74.00	-32.60	42.76	39.14	29.51	60.47	-9.54	--	--	Peak																																																																																																																										
2	38922.00	51.48	74.00	-22.52	40.08	43.95	37.63	60.64	-9.54	--	--	Peak																																																																																																																										
3	38922.00	41.35	54.00	-12.65	29.95	43.95	37.63	60.64	-9.54	--	--	Average																																																																																																																										



## Appendix D. Duty Cycle Plots

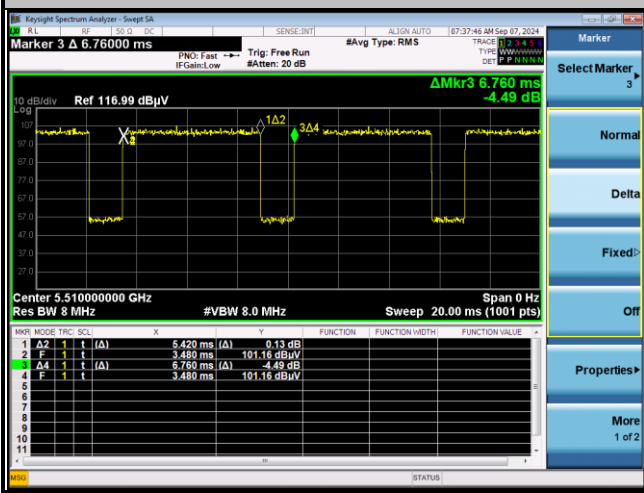
Antenna	Band	Duty Cycle(%)	T(us)	1/T(kHz)	VBW Setting
1+2	802.11a	95.88	1980	0.51	560Hz
1+2	5GHz 802.11n HT20	80.18	5420	0.18	200Hz
1+2	5GHz 802.11n HT40	80.18	5420	0.18	200Hz
1+2	5GHz 802.11ac VHT80	80.24	5440	0.18	200Hz
1+2	5GHz 802.11ax HE20 Full RU	80.00	5440	0.18	200Hz
1+2	5GHz 802.11ax HE40 Full RU	79.94	5420	0.18	200Hz
1+2	5GHz 802.11ax HE80 Full RU	80.18	5420	0.18	200Hz

### MIMO <Ant. 1+2>

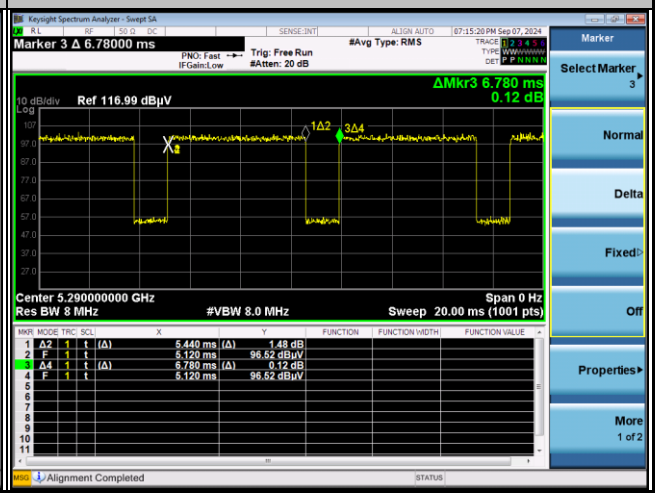




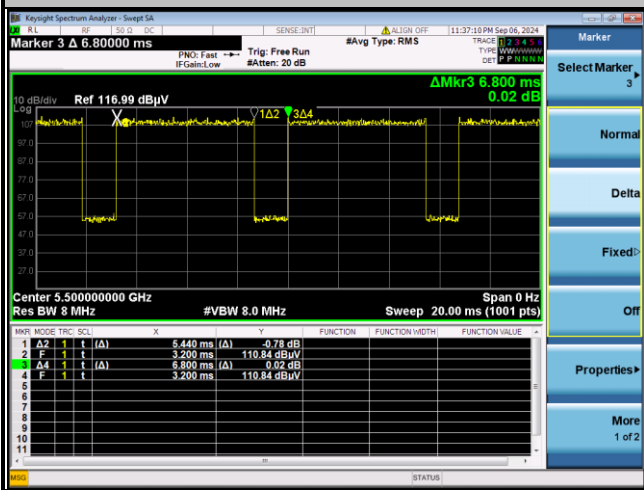
5GHz 802.11n HT40



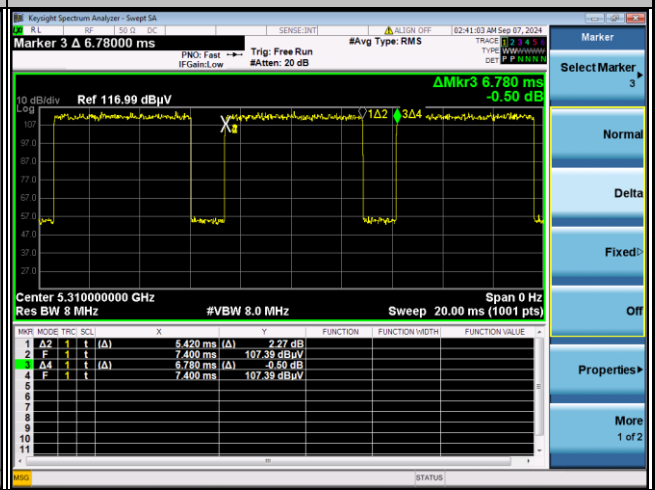
5GHz 802.11ac VHT80



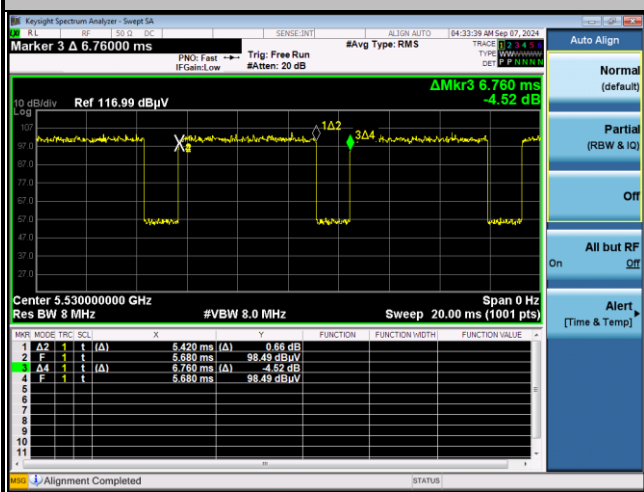
5GHz 802.11ax HE20 Full RU



5GHz 802.11ax HE40 Full RU



5GHz 802.11ax HE80 Full RU




## Appendix E. Setup Photographs


### <Conducted Emission>

Remote View





Rear View






<Radiated Emission>

Ant. 90°


LF



HF



SHF



————THE END————