



Mode	32																																									
	Band Edge - R																																									
	U-NII-2C_5.47-5.725_802.11a_CH116_5580MHz																																									
ANT	1+2																																									
Pol.	Vertical	Fundamental																																								
Peak	<p>Site : 03CH21-HY Condition: PEAK_BE(UNII)_B3 3m DRH18-E_LE2C03A18EN_240711 VERTICAL : RBW:1000.000kHz VBW:3000.000kHz SMT:Auto</p> <table border="1"> <thead> <tr> <th>Limit</th> <th>Read</th> <th>Ant</th> <th>Cable</th> <th>Preamp</th> <th>Aux</th> <th>APos</th> <th>TPos</th> <th>Remark</th> </tr> <tr> <th>Freq</th> <th>Level</th> <th>Line Margin</th> <th>Level Factor</th> <th>Loss Factor</th> <th>Factor</th> <th></th> <th></th> <th></th> </tr> <tr> <th>MHz</th> <th>dBuV/m</th> <th>dBuV/m</th> <th>dB</th> <th>dBuV</th> <th>dB/m</th> <th>dB</th> <th>dB</th> <th>cm</th> <th>deg</th> </tr> </thead> <tbody> <tr> <td>1 5762.97</td> <td>51.14</td> <td>68.20</td> <td>-17.06</td> <td>38.75</td> <td>33.70</td> <td>13.75</td> <td>35.06</td> <td>0.00</td> <td>100</td> <td>302</td> <td>PEAK</td> </tr> </tbody> </table>	Limit	Read	Ant	Cable	Preamp	Aux	APos	TPos	Remark	Freq	Level	Line Margin	Level Factor	Loss Factor	Factor				MHz	dBuV/m	dBuV/m	dB	dBuV	dB/m	dB	dB	cm	deg	1 5762.97	51.14	68.20	-17.06	38.75	33.70	13.75	35.06	0.00	100	302	PEAK	Blank
Limit	Read	Ant	Cable	Preamp	Aux	APos	TPos	Remark																																		
Freq	Level	Line Margin	Level Factor	Loss Factor	Factor																																					
MHz	dBuV/m	dBuV/m	dB	dBuV	dB/m	dB	dB	cm	deg																																	
1 5762.97	51.14	68.20	-17.06	38.75	33.70	13.75	35.06	0.00	100	302	PEAK																															



Mode	32																																																																																																																																							
	Harmonic																																																																																																																																							
	U-NII-2C_5.47-5.725_802.11a_CH116_5580MHz																																																																																																																																							
ANT	1+2																																																																																																																																							
Pol.	Horizontal	Vertical																																																																																																																																						
Peak Avg	<p>Site : 03CH21-HY Condition: PEAK(UNII) 3m DRH18-E_LE2C03A18EN_240711 HORIZONTAL</p> <table border="1"> <thead> <tr> <th>Limit</th> <th>Read</th> <th>Ant</th> <th>Cable</th> <th>Preamp</th> <th>Aux</th> <th>APos</th> <th>TPos</th> <th>Remark</th> </tr> <tr> <th>Freq</th> <th>Level</th> <th>Line Margin</th> <th>Level</th> <th>Factor</th> <th>Loss Factor</th> <th>Factor</th> <th></th> <th></th> </tr> <tr> <th>MHz</th> <th>dBuV/m</th> <th>dBuV/m</th> <th>dB</th> <th>dBuV</th> <th>dB/m</th> <th>dB</th> <th>dB</th> <th>cm</th> <th>deg</th> </tr> </thead> <tbody> <tr> <td>1</td> <td>11160.00</td> <td>55.01</td> <td>74.00</td> <td>-18.99</td> <td>37.75</td> <td>38.00</td> <td>19.20</td> <td>40.38</td> <td>0.44</td> <td>100</td> <td>227</td> <td>PEAK</td> </tr> <tr> <td>2</td> <td>11160.00</td> <td>47.03</td> <td>54.00</td> <td>-6.97</td> <td>29.77</td> <td>38.00</td> <td>19.20</td> <td>40.38</td> <td>0.44</td> <td>100</td> <td>227</td> <td>AVERAGE</td> </tr> <tr> <td>3</td> <td>16740.00</td> <td>52.37</td> <td>68.20</td> <td>-15.83</td> <td>34.91</td> <td>40.04</td> <td>23.65</td> <td>46.68</td> <td>0.45</td> <td>--</td> <td>--</td> <td>PEAK</td> </tr> </tbody> </table>	Limit	Read	Ant	Cable	Preamp	Aux	APos	TPos	Remark	Freq	Level	Line Margin	Level	Factor	Loss Factor	Factor			MHz	dBuV/m	dBuV/m	dB	dBuV	dB/m	dB	dB	cm	deg	1	11160.00	55.01	74.00	-18.99	37.75	38.00	19.20	40.38	0.44	100	227	PEAK	2	11160.00	47.03	54.00	-6.97	29.77	38.00	19.20	40.38	0.44	100	227	AVERAGE	3	16740.00	52.37	68.20	-15.83	34.91	40.04	23.65	46.68	0.45	--	--	PEAK	<p>Site : 03CH21-HY Condition: PEAK(UNII) 3m DRH18-E_LE2C03A18EN_240711 VERTICAL</p> <table border="1"> <thead> <tr> <th>Limit</th> <th>Read</th> <th>Ant</th> <th>Cable</th> <th>Preamp</th> <th>Aux</th> <th>APos</th> <th>TPos</th> <th>Remark</th> </tr> <tr> <th>Freq</th> <th>Level</th> <th>Line Margin</th> <th>Level</th> <th>Factor</th> <th>Loss Factor</th> <th>Factor</th> <th></th> <th></th> </tr> <tr> <th>MHz</th> <th>dBuV/m</th> <th>dBuV/m</th> <th>dB</th> <th>dBuV</th> <th>dB/m</th> <th>dB</th> <th>dB</th> <th>cm</th> <th>deg</th> </tr> </thead> <tbody> <tr> <td>1</td> <td>11160.00</td> <td>55.70</td> <td>74.00</td> <td>-18.30</td> <td>38.44</td> <td>38.00</td> <td>19.20</td> <td>40.38</td> <td>0.44</td> <td>100</td> <td>215</td> <td>PEAK</td> </tr> <tr> <td>2</td> <td>11160.00</td> <td>47.62</td> <td>54.00</td> <td>-6.38</td> <td>30.36</td> <td>38.00</td> <td>19.20</td> <td>40.38</td> <td>0.44</td> <td>100</td> <td>215</td> <td>AVERAGE</td> </tr> <tr> <td>3</td> <td>16740.00</td> <td>53.08</td> <td>68.20</td> <td>-15.12</td> <td>35.62</td> <td>40.04</td> <td>23.65</td> <td>46.68</td> <td>0.45</td> <td>--</td> <td>--</td> <td>PEAK</td> </tr> </tbody> </table>	Limit	Read	Ant	Cable	Preamp	Aux	APos	TPos	Remark	Freq	Level	Line Margin	Level	Factor	Loss Factor	Factor			MHz	dBuV/m	dBuV/m	dB	dBuV	dB/m	dB	dB	cm	deg	1	11160.00	55.70	74.00	-18.30	38.44	38.00	19.20	40.38	0.44	100	215	PEAK	2	11160.00	47.62	54.00	-6.38	30.36	38.00	19.20	40.38	0.44	100	215	AVERAGE	3	16740.00	53.08	68.20	-15.12	35.62	40.04	23.65	46.68	0.45	--	--	PEAK
	Limit	Read	Ant	Cable	Preamp	Aux	APos	TPos	Remark																																																																																																																															
Freq	Level	Line Margin	Level	Factor	Loss Factor	Factor																																																																																																																																		
MHz	dBuV/m	dBuV/m	dB	dBuV	dB/m	dB	dB	cm	deg																																																																																																																															
1	11160.00	55.01	74.00	-18.99	37.75	38.00	19.20	40.38	0.44	100	227	PEAK																																																																																																																												
2	11160.00	47.03	54.00	-6.97	29.77	38.00	19.20	40.38	0.44	100	227	AVERAGE																																																																																																																												
3	16740.00	52.37	68.20	-15.83	34.91	40.04	23.65	46.68	0.45	--	--	PEAK																																																																																																																												
Limit	Read	Ant	Cable	Preamp	Aux	APos	TPos	Remark																																																																																																																																
Freq	Level	Line Margin	Level	Factor	Loss Factor	Factor																																																																																																																																		
MHz	dBuV/m	dBuV/m	dB	dBuV	dB/m	dB	dB	cm	deg																																																																																																																															
1	11160.00	55.70	74.00	-18.30	38.44	38.00	19.20	40.38	0.44	100	215	PEAK																																																																																																																												
2	11160.00	47.62	54.00	-6.38	30.36	38.00	19.20	40.38	0.44	100	215	AVERAGE																																																																																																																												
3	16740.00	53.08	68.20	-15.12	35.62	40.04	23.65	46.68	0.45	--	--	PEAK																																																																																																																												



Mode	32	
	Harmonic	
	U-NII-2C_5.47-5.725_802.11a_CH116_5580MHz	
ANT	1+2	
Pol.	Horizontal	Vertical
10.6G ~18G Avg	<p>Site : 03CH21-HY Condition: AVG_54 3m DRH18-E_LE2C03A18EN_240711 HORIZONTAL</p>	<p>Site : 03CH21-HY Condition: AVG_54 3m DRH18-E_LE2C03A18EN_240711 VERTICAL</p>



	33																																																																																	
Mode	Band Edge																																																																																	
	U-NII-2C_5.47-5.725_802.11a_CH140_5700MHz																																																																																	
ANT	1+2																																																																																	
Pol.	Horizontal	Fundamental																																																																																
Peak	<p>Site : 03CH21-HY Condition: PEAK_BE(UNII)_B3 3m DRH18-E_LE2C03A18EN_240711 HORIZONTAL : RBW:1000.000kHz VBW:3000.000kHz SWT:Auto</p> <table border="1"> <thead> <tr> <th>Limit</th> <th>Read</th> <th>Ant</th> <th>Cable</th> <th>Preamp</th> <th>Aux</th> <th>APos</th> <th>TPos</th> <th>Remark</th> </tr> <tr> <th>Freq</th> <th>Level</th> <th>Line</th> <th>Margin</th> <th>Level</th> <th>Factor</th> <th>Loss</th> <th>Factor</th> <th>Factor</th> </tr> <tr> <th>MHz</th> <th>dBuV/m</th> <th>dBuV/m</th> <th>dB</th> <th>dBuV</th> <th>dB/m</th> <th>dB</th> <th>dB</th> <th>cm</th> </tr> </thead> <tbody> <tr> <td>1</td> <td>5734.65</td> <td>51.03</td> <td>68.20</td> <td>-17.17</td> <td>38.71</td> <td>33.64</td> <td>13.71</td> <td>35.03</td> <td>0.00</td> <td>121</td> <td>307</td> <td>PEAK</td> </tr> </tbody> </table>	Limit	Read	Ant	Cable	Preamp	Aux	APos	TPos	Remark	Freq	Level	Line	Margin	Level	Factor	Loss	Factor	Factor	MHz	dBuV/m	dBuV/m	dB	dBuV	dB/m	dB	dB	cm	1	5734.65	51.03	68.20	-17.17	38.71	33.64	13.71	35.03	0.00	121	307	PEAK	<p>Site : 03CH21-HY Condition: PEAK(UNII) 3m DRH18-E_LE2C03A18EN_240711 HORIZONTAL : RBW:1000.000kHz VBW:3000.000kHz SWT:Auto</p> <table border="1"> <thead> <tr> <th>Limit</th> <th>Read</th> <th>Ant</th> <th>Cable</th> <th>Preamp</th> <th>Aux</th> <th>APos</th> <th>TPos</th> <th>Remark</th> </tr> <tr> <th>Freq</th> <th>Level</th> <th>Line</th> <th>Margin</th> <th>Level</th> <th>Factor</th> <th>Loss</th> <th>Factor</th> <th>Factor</th> </tr> <tr> <th>MHz</th> <th>dBuV/m</th> <th>dBuV/m</th> <th>dB</th> <th>dBuV</th> <th>dB/m</th> <th>dB</th> <th>dB</th> <th>cm</th> </tr> </thead> <tbody> <tr> <td>1</td> <td>5700.00</td> <td>107.79</td> <td>-----</td> <td>-----</td> <td>95.63</td> <td>33.49</td> <td>13.67</td> <td>35.00</td> <td>0.00</td> <td>121</td> <td>307</td> <td>PEAK</td> </tr> </tbody> </table>	Limit	Read	Ant	Cable	Preamp	Aux	APos	TPos	Remark	Freq	Level	Line	Margin	Level	Factor	Loss	Factor	Factor	MHz	dBuV/m	dBuV/m	dB	dBuV	dB/m	dB	dB	cm	1	5700.00	107.79	-----	-----	95.63	33.49	13.67	35.00	0.00	121	307	PEAK
	Limit	Read	Ant	Cable	Preamp	Aux	APos	TPos	Remark																																																																									
Freq	Level	Line	Margin	Level	Factor	Loss	Factor	Factor																																																																										
MHz	dBuV/m	dBuV/m	dB	dBuV	dB/m	dB	dB	cm																																																																										
1	5734.65	51.03	68.20	-17.17	38.71	33.64	13.71	35.03	0.00	121	307	PEAK																																																																						
Limit	Read	Ant	Cable	Preamp	Aux	APos	TPos	Remark																																																																										
Freq	Level	Line	Margin	Level	Factor	Loss	Factor	Factor																																																																										
MHz	dBuV/m	dBuV/m	dB	dBuV	dB/m	dB	dB	cm																																																																										
1	5700.00	107.79	-----	-----	95.63	33.49	13.67	35.00	0.00	121	307	PEAK																																																																						
Avg	Blank	<p>Site : 03CH21-HY Condition: AVG_54 3m DRH18-E_LE2C03A18EN_240711 HORIZONTAL : RBW:1000.000kHz VBW:0.560kHz SWT:Auto</p> <table border="1"> <thead> <tr> <th>Limit</th> <th>Read</th> <th>Ant</th> <th>Cable</th> <th>Preamp</th> <th>Aux</th> <th>APos</th> <th>TPos</th> <th>Remark</th> </tr> <tr> <th>Freq</th> <th>Level</th> <th>Line</th> <th>Margin</th> <th>Level</th> <th>Factor</th> <th>Loss</th> <th>Factor</th> <th>Factor</th> </tr> <tr> <th>MHz</th> <th>dBuV/m</th> <th>dBuV/m</th> <th>dB</th> <th>dBuV</th> <th>dB/m</th> <th>dB</th> <th>dB</th> <th>cm</th> </tr> </thead> <tbody> <tr> <td>1</td> <td>5700.00</td> <td>101.55</td> <td>-----</td> <td>-----</td> <td>89.37</td> <td>33.52</td> <td>13.67</td> <td>35.01</td> <td>0.00</td> <td>121</td> <td>307</td> <td>AVERAGE</td> </tr> </tbody> </table>	Limit	Read	Ant	Cable	Preamp	Aux	APos	TPos	Remark	Freq	Level	Line	Margin	Level	Factor	Loss	Factor	Factor	MHz	dBuV/m	dBuV/m	dB	dBuV	dB/m	dB	dB	cm	1	5700.00	101.55	-----	-----	89.37	33.52	13.67	35.01	0.00	121	307	AVERAGE																																								
Limit	Read	Ant	Cable	Preamp	Aux	APos	TPos	Remark																																																																										
Freq	Level	Line	Margin	Level	Factor	Loss	Factor	Factor																																																																										
MHz	dBuV/m	dBuV/m	dB	dBuV	dB/m	dB	dB	cm																																																																										
1	5700.00	101.55	-----	-----	89.37	33.52	13.67	35.01	0.00	121	307	AVERAGE																																																																						



Mode	33																																																																															
	Band Edge																																																																															
	U-NII-2C_5.47-5.725_802.11a_CH140_5700MHz																																																																															
ANT	1+2																																																																															
Pol.	Vertical	Fundamental																																																																														
Peak	<p>Site : 03CH21-HY Condition: PEAK_BE(UNII)_B3 3m DRH18-E_LE2C03A18EN_240711 VERTICAL : RBW:1000.000kHz VBW:3000.000kHz SWT:Auto</p> <table border="1"> <thead> <tr> <th>Limit</th> <th>Read</th> <th>Ant</th> <th>Cable</th> <th>Preamp</th> <th>Aux</th> <th>APos</th> <th>TPos</th> <th>Remark</th> </tr> <tr> <th>Freq</th> <th>Level</th> <th>Line</th> <th>Margin</th> <th>Level</th> <th>Factor</th> <th>Loss</th> <th>Factor</th> <th>Factor</th> </tr> <tr> <th>MHz</th> <th>dBuV/m</th> <th>dBuV/m</th> <th>dB</th> <th>dBuV</th> <th>dB/m</th> <th>dB</th> <th>dB</th> <th>cm</th> </tr> </thead> <tbody> <tr> <td>1 5727.63</td> <td>53.51</td> <td>68.20</td> <td>-14.69</td> <td>41.23</td> <td>33.61</td> <td>13.70</td> <td>35.03</td> <td>0.00</td> <td>100</td> <td>303</td> <td>PEAK</td> </tr> </tbody> </table>	Limit	Read	Ant	Cable	Preamp	Aux	APos	TPos	Remark	Freq	Level	Line	Margin	Level	Factor	Loss	Factor	Factor	MHz	dBuV/m	dBuV/m	dB	dBuV	dB/m	dB	dB	cm	1 5727.63	53.51	68.20	-14.69	41.23	33.61	13.70	35.03	0.00	100	303	PEAK	<p>Site : 03CH21-HY Condition: PEAK(UNII) 3m DRH18-E_LE2C03A18EN_240711 VERTICAL : RBW:1000.000kHz VBW:3000.000kHz SWT:Auto</p> <table border="1"> <thead> <tr> <th>Limit</th> <th>Read</th> <th>Ant</th> <th>Cable</th> <th>Preamp</th> <th>Aux</th> <th>APos</th> <th>TPos</th> <th>Remark</th> </tr> <tr> <th>Freq</th> <th>Level</th> <th>Line</th> <th>Margin</th> <th>Level</th> <th>Factor</th> <th>Loss</th> <th>Factor</th> <th>Factor</th> </tr> <tr> <th>MHz</th> <th>dBuV/m</th> <th>dBuV/m</th> <th>dB</th> <th>dBuV</th> <th>dB/m</th> <th>dB</th> <th>dB</th> <th>cm</th> </tr> </thead> <tbody> <tr> <td>1 5700.00</td> <td>115.30</td> <td>-----</td> <td>-----</td> <td>103.14</td> <td>33.49</td> <td>13.67</td> <td>35.00</td> <td>0.00</td> <td>100</td> <td>303</td> <td>PEAK</td> </tr> </tbody> </table>	Limit	Read	Ant	Cable	Preamp	Aux	APos	TPos	Remark	Freq	Level	Line	Margin	Level	Factor	Loss	Factor	Factor	MHz	dBuV/m	dBuV/m	dB	dBuV	dB/m	dB	dB	cm	1 5700.00	115.30	-----	-----	103.14	33.49	13.67	35.00	0.00	100	303	PEAK
Limit	Read	Ant	Cable	Preamp	Aux	APos	TPos	Remark																																																																								
Freq	Level	Line	Margin	Level	Factor	Loss	Factor	Factor																																																																								
MHz	dBuV/m	dBuV/m	dB	dBuV	dB/m	dB	dB	cm																																																																								
1 5727.63	53.51	68.20	-14.69	41.23	33.61	13.70	35.03	0.00	100	303	PEAK																																																																					
Limit	Read	Ant	Cable	Preamp	Aux	APos	TPos	Remark																																																																								
Freq	Level	Line	Margin	Level	Factor	Loss	Factor	Factor																																																																								
MHz	dBuV/m	dBuV/m	dB	dBuV	dB/m	dB	dB	cm																																																																								
1 5700.00	115.30	-----	-----	103.14	33.49	13.67	35.00	0.00	100	303	PEAK																																																																					
Avg	Blank	<p>Site : 03CH21-HY Condition: AVG_54 3m DRH18-E_LE2C03A18EN_240711 VERTICAL : RBW:1000.000kHz VBW:0.560kHz SWT:Auto</p> <table border="1"> <thead> <tr> <th>Limit</th> <th>Read</th> <th>Ant</th> <th>Cable</th> <th>Preamp</th> <th>Aux</th> <th>APos</th> <th>TPos</th> <th>Remark</th> </tr> <tr> <th>Freq</th> <th>Level</th> <th>Line</th> <th>Margin</th> <th>Level</th> <th>Factor</th> <th>Loss</th> <th>Factor</th> <th>Factor</th> </tr> <tr> <th>MHz</th> <th>dBuV/m</th> <th>dBuV/m</th> <th>dB</th> <th>dBuV</th> <th>dB/m</th> <th>dB</th> <th>dB</th> <th>cm</th> </tr> </thead> <tbody> <tr> <td>1 5700.00</td> <td>110.70</td> <td>-----</td> <td>-----</td> <td>96.52</td> <td>33.52</td> <td>13.67</td> <td>35.01</td> <td>0.00</td> <td>100</td> <td>303</td> <td>AVERAGE</td> </tr> </tbody> </table>	Limit	Read	Ant	Cable	Preamp	Aux	APos	TPos	Remark	Freq	Level	Line	Margin	Level	Factor	Loss	Factor	Factor	MHz	dBuV/m	dBuV/m	dB	dBuV	dB/m	dB	dB	cm	1 5700.00	110.70	-----	-----	96.52	33.52	13.67	35.01	0.00	100	303	AVERAGE																																							
Limit	Read	Ant	Cable	Preamp	Aux	APos	TPos	Remark																																																																								
Freq	Level	Line	Margin	Level	Factor	Loss	Factor	Factor																																																																								
MHz	dBuV/m	dBuV/m	dB	dBuV	dB/m	dB	dB	cm																																																																								
1 5700.00	110.70	-----	-----	96.52	33.52	13.67	35.01	0.00	100	303	AVERAGE																																																																					



Mode	33																																																																																																																																							
	Harmonic																																																																																																																																							
	U-NII-2C_5.47-5.725_802.11a_CH140_5700MHz																																																																																																																																							
ANT	1+2																																																																																																																																							
Pol.	Horizontal	Vertical																																																																																																																																						
Peak Avg	<p>Site : 03CH21-HY Condition: PEAK(UNII) 3m DRH18-E_LE2C03A18EN_240711 HORIZONTAL</p> <table border="1"> <thead> <tr> <th>Limit</th> <th>Read</th> <th>Ant</th> <th>Cable</th> <th>Preamp</th> <th>Aux</th> <th>APos</th> <th>TPos</th> <th>Remark</th> </tr> <tr> <th>Freq</th> <th>Level</th> <th>Line Margin</th> <th>Level</th> <th>Factor</th> <th>Loss Factor</th> <th>Factor</th> <th></th> <th></th> </tr> <tr> <th>MHz</th> <th>dBuV/m</th> <th>dBuV/m</th> <th>dB</th> <th>dBuV</th> <th>dB/m</th> <th>dB</th> <th>dB</th> <th>cm</th> <th>deg</th> </tr> </thead> <tbody> <tr> <td>1</td> <td>11400.00</td> <td>51.99</td> <td>74.00</td> <td>-22.01</td> <td>34.19</td> <td>38.50</td> <td>19.41</td> <td>40.55</td> <td>0.44</td> <td>100</td> <td>360</td> <td>PEAK</td> </tr> <tr> <td>2</td> <td>11400.00</td> <td>42.40</td> <td>54.00</td> <td>-11.60</td> <td>24.60</td> <td>38.50</td> <td>19.41</td> <td>40.55</td> <td>0.44</td> <td>100</td> <td>360</td> <td>AVERAGE</td> </tr> <tr> <td>3</td> <td>17100.00</td> <td>53.20</td> <td>68.20</td> <td>-15.00</td> <td>35.60</td> <td>40.10</td> <td>23.91</td> <td>46.87</td> <td>0.46</td> <td>--</td> <td>--</td> <td>PEAK</td> </tr> </tbody> </table>	Limit	Read	Ant	Cable	Preamp	Aux	APos	TPos	Remark	Freq	Level	Line Margin	Level	Factor	Loss Factor	Factor			MHz	dBuV/m	dBuV/m	dB	dBuV	dB/m	dB	dB	cm	deg	1	11400.00	51.99	74.00	-22.01	34.19	38.50	19.41	40.55	0.44	100	360	PEAK	2	11400.00	42.40	54.00	-11.60	24.60	38.50	19.41	40.55	0.44	100	360	AVERAGE	3	17100.00	53.20	68.20	-15.00	35.60	40.10	23.91	46.87	0.46	--	--	PEAK	<p>Site : 03CH21-HY Condition: PEAK(UNII) 3m DRH18-E_LE2C03A18EN_240711 VERTICAL</p> <table border="1"> <thead> <tr> <th>Limit</th> <th>Read</th> <th>Ant</th> <th>Cable</th> <th>Preamp</th> <th>Aux</th> <th>APos</th> <th>TPos</th> <th>Remark</th> </tr> <tr> <th>Freq</th> <th>Level</th> <th>Line Margin</th> <th>Level</th> <th>Factor</th> <th>Loss Factor</th> <th>Factor</th> <th></th> <th></th> </tr> <tr> <th>MHz</th> <th>dBuV/m</th> <th>dBuV/m</th> <th>dB</th> <th>dBuV</th> <th>dB/m</th> <th>dB</th> <th>dB</th> <th>cm</th> <th>deg</th> </tr> </thead> <tbody> <tr> <td>1</td> <td>11400.00</td> <td>53.95</td> <td>74.00</td> <td>-20.05</td> <td>36.15</td> <td>38.50</td> <td>19.41</td> <td>40.55</td> <td>0.44</td> <td>100</td> <td>199</td> <td>PEAK</td> </tr> <tr> <td>2</td> <td>11400.00</td> <td>46.94</td> <td>54.00</td> <td>-7.06</td> <td>29.14</td> <td>38.50</td> <td>19.41</td> <td>40.55</td> <td>0.44</td> <td>100</td> <td>199</td> <td>AVERAGE</td> </tr> <tr> <td>3</td> <td>17100.00</td> <td>53.75</td> <td>68.20</td> <td>-14.45</td> <td>36.15</td> <td>40.10</td> <td>23.91</td> <td>46.87</td> <td>0.46</td> <td>--</td> <td>--</td> <td>PEAK</td> </tr> </tbody> </table>	Limit	Read	Ant	Cable	Preamp	Aux	APos	TPos	Remark	Freq	Level	Line Margin	Level	Factor	Loss Factor	Factor			MHz	dBuV/m	dBuV/m	dB	dBuV	dB/m	dB	dB	cm	deg	1	11400.00	53.95	74.00	-20.05	36.15	38.50	19.41	40.55	0.44	100	199	PEAK	2	11400.00	46.94	54.00	-7.06	29.14	38.50	19.41	40.55	0.44	100	199	AVERAGE	3	17100.00	53.75	68.20	-14.45	36.15	40.10	23.91	46.87	0.46	--	--	PEAK
	Limit	Read	Ant	Cable	Preamp	Aux	APos	TPos	Remark																																																																																																																															
Freq	Level	Line Margin	Level	Factor	Loss Factor	Factor																																																																																																																																		
MHz	dBuV/m	dBuV/m	dB	dBuV	dB/m	dB	dB	cm	deg																																																																																																																															
1	11400.00	51.99	74.00	-22.01	34.19	38.50	19.41	40.55	0.44	100	360	PEAK																																																																																																																												
2	11400.00	42.40	54.00	-11.60	24.60	38.50	19.41	40.55	0.44	100	360	AVERAGE																																																																																																																												
3	17100.00	53.20	68.20	-15.00	35.60	40.10	23.91	46.87	0.46	--	--	PEAK																																																																																																																												
Limit	Read	Ant	Cable	Preamp	Aux	APos	TPos	Remark																																																																																																																																
Freq	Level	Line Margin	Level	Factor	Loss Factor	Factor																																																																																																																																		
MHz	dBuV/m	dBuV/m	dB	dBuV	dB/m	dB	dB	cm	deg																																																																																																																															
1	11400.00	53.95	74.00	-20.05	36.15	38.50	19.41	40.55	0.44	100	199	PEAK																																																																																																																												
2	11400.00	46.94	54.00	-7.06	29.14	38.50	19.41	40.55	0.44	100	199	AVERAGE																																																																																																																												
3	17100.00	53.75	68.20	-14.45	36.15	40.10	23.91	46.87	0.46	--	--	PEAK																																																																																																																												



Mode	33	
	Harmonic	
	U-NII-2C_5.47-5.725_802.11a_CH140_5700MHz	
ANT	1+2	
Pol.	Horizontal	Vertical
10.6G ~18G Avg	<p>Site : 03CH21-HY Condition: AVG_54 3m DRH18-E_LE2C03A18EN_240711 HORIZONTAL</p>	<p>Site : 03CH21-HY Condition: AVG_54 3m DRH18-E_LE2C03A18EN_240711 VERTICAL</p>



		34																																																																																																			
Mode	Band Edge - L																																																																																																				
	U-NII-2C_5.47-5.725_802.11a_CH144_5720MHz																																																																																																				
ANT	1+2																																																																																																				
Pol.	Horizontal		Fundamental																																																																																																		
Peak																																																																																																					
	<p>Site : 03CH21-HY Condition: STRADDLES U-NII-182A 3m DRH18-E_LE2C03A18EN_240711 HORIZONTAL : RBW:1000.000kHz VBW:3000.000kHz SMT:Auto</p> <table border="1"> <thead> <tr> <th></th> <th>Limit</th> <th>Read</th> <th>Ant</th> <th>Cable</th> <th>Preamp</th> <th>Aux</th> <th>APos</th> <th>TPos</th> <th></th> </tr> <tr> <th>Freq</th> <th>Level</th> <th>Line Margin</th> <th>Level</th> <th>Factor</th> <th>Loss</th> <th>Factor</th> <th>Factor</th> <th></th> <th>Remark</th> </tr> <tr> <th>MHz</th> <th>dBuV/m</th> <th>dBuV/m</th> <th>dB</th> <th>dBuV</th> <th>dB/m</th> <th>dB</th> <th>dB</th> <th>cm</th> <th>deg</th> </tr> </thead> <tbody> <tr> <td>1</td> <td>5424.88</td> <td>48.69</td> <td>74.00</td> <td>-25.31</td> <td>37.79</td> <td>32.25</td> <td>13.35</td> <td>34.70</td> <td>0.00</td> <td>102</td> <td>310</td> <td>PEAK</td> </tr> <tr> <td>2</td> <td>5468.95</td> <td>49.01</td> <td>68.20</td> <td>-19.19</td> <td>37.98</td> <td>32.41</td> <td>13.40</td> <td>34.78</td> <td>0.00</td> <td>102</td> <td>310</td> <td>PEAK</td> </tr> </tbody> </table>			Limit	Read	Ant	Cable	Preamp	Aux	APos	TPos		Freq	Level	Line Margin	Level	Factor	Loss	Factor	Factor		Remark	MHz	dBuV/m	dBuV/m	dB	dBuV	dB/m	dB	dB	cm	deg	1	5424.88	48.69	74.00	-25.31	37.79	32.25	13.35	34.70	0.00	102	310	PEAK	2	5468.95	49.01	68.20	-19.19	37.98	32.41	13.40	34.78	0.00	102	310	PEAK	<p>Site : 03CH21-HY Condition: PEAK(UNII) 3m DRH18-E_LE2C03A18EN_240711 HORIZONTAL : RBW:1000.000kHz VBW:3000.000kHz SMT:Auto</p> <table border="1"> <thead> <tr> <th></th> <th>Limit</th> <th>Read</th> <th>Ant</th> <th>Cable</th> <th>Preamp</th> <th>Aux</th> <th>APos</th> <th>TPos</th> <th></th> </tr> <tr> <th>Freq</th> <th>Level</th> <th>Line Margin</th> <th>Level</th> <th>Factor</th> <th>Loss</th> <th>Factor</th> <th>Factor</th> <th></th> <th>Remark</th> </tr> <tr> <th>MHz</th> <th>dBuV/m</th> <th>dBuV/m</th> <th>dB</th> <th>dBuV</th> <th>dB/m</th> <th>dB</th> <th>dB</th> <th>cm</th> <th>deg</th> </tr> </thead> <tbody> <tr> <td>1</td> <td>5720.00</td> <td>107.13</td> <td>-----</td> <td>-----</td> <td>94.85</td> <td>33.61</td> <td>13.70</td> <td>35.03</td> <td>0.00</td> <td>102</td> <td>310</td> <td>PEAK</td> </tr> </tbody> </table>		Limit	Read	Ant	Cable	Preamp	Aux	APos	TPos		Freq	Level	Line Margin	Level	Factor	Loss	Factor	Factor		Remark	MHz	dBuV/m	dBuV/m	dB	dBuV	dB/m	dB	dB	cm	deg	1	5720.00	107.13	-----	-----	94.85	33.61	13.70	35.03	0.00	102	310
	Limit	Read	Ant	Cable	Preamp	Aux	APos	TPos																																																																																													
Freq	Level	Line Margin	Level	Factor	Loss	Factor	Factor		Remark																																																																																												
MHz	dBuV/m	dBuV/m	dB	dBuV	dB/m	dB	dB	cm	deg																																																																																												
1	5424.88	48.69	74.00	-25.31	37.79	32.25	13.35	34.70	0.00	102	310	PEAK																																																																																									
2	5468.95	49.01	68.20	-19.19	37.98	32.41	13.40	34.78	0.00	102	310	PEAK																																																																																									
	Limit	Read	Ant	Cable	Preamp	Aux	APos	TPos																																																																																													
Freq	Level	Line Margin	Level	Factor	Loss	Factor	Factor		Remark																																																																																												
MHz	dBuV/m	dBuV/m	dB	dBuV	dB/m	dB	dB	cm	deg																																																																																												
1	5720.00	107.13	-----	-----	94.85	33.61	13.70	35.03	0.00	102	310	PEAK																																																																																									
Avg																																																																																																					
	<p>Site : 03CH21-HY Condition: U-NII-182A AVERAGE 3m DRH18-E_LE2C03A18EN_240711 HORIZONTAL : RBW:1000.000kHz VBW:0.560kHz SMT:Auto</p> <table border="1"> <thead> <tr> <th></th> <th>Limit</th> <th>Read</th> <th>Ant</th> <th>Cable</th> <th>Preamp</th> <th>Aux</th> <th>APos</th> <th>TPos</th> <th></th> </tr> <tr> <th>Freq</th> <th>Level</th> <th>Line Margin</th> <th>Level</th> <th>Factor</th> <th>Loss</th> <th>Factor</th> <th>Factor</th> <th></th> <th>Remark</th> </tr> <tr> <th>MHz</th> <th>dBuV/m</th> <th>dBuV/m</th> <th>dB</th> <th>dBuV</th> <th>dB/m</th> <th>dB</th> <th>dB</th> <th>cm</th> <th>deg</th> </tr> </thead> <tbody> <tr> <td>1</td> <td>5447.50</td> <td>40.16</td> <td>54.00</td> <td>-13.84</td> <td>29.24</td> <td>32.29</td> <td>13.37</td> <td>34.74</td> <td>0.00</td> <td>102</td> <td>310</td> <td>AVERAGE</td> </tr> </tbody> </table>			Limit	Read	Ant	Cable	Preamp	Aux	APos	TPos		Freq	Level	Line Margin	Level	Factor	Loss	Factor	Factor		Remark	MHz	dBuV/m	dBuV/m	dB	dBuV	dB/m	dB	dB	cm	deg	1	5447.50	40.16	54.00	-13.84	29.24	32.29	13.37	34.74	0.00	102	310	AVERAGE	<p>Site : 03CH21-HY Condition: AVG_54 3m DRH18-E_LE2C03A18EN_240711 HORIZONTAL : RBW:1000.000kHz VBW:0.560kHz SMT:Auto</p> <table border="1"> <thead> <tr> <th></th> <th>Limit</th> <th>Read</th> <th>Ant</th> <th>Cable</th> <th>Preamp</th> <th>Aux</th> <th>APos</th> <th>TPos</th> <th></th> </tr> <tr> <th>Freq</th> <th>Level</th> <th>Line Margin</th> <th>Level</th> <th>Factor</th> <th>Loss</th> <th>Factor</th> <th>Factor</th> <th></th> <th>Remark</th> </tr> <tr> <th>MHz</th> <th>dBuV/m</th> <th>dBuV/m</th> <th>dB</th> <th>dBuV</th> <th>dB/m</th> <th>dB</th> <th>dB</th> <th>cm</th> <th>deg</th> </tr> </thead> <tbody> <tr> <td>1</td> <td>5720.00</td> <td>101.71</td> <td>-----</td> <td>-----</td> <td>89.43</td> <td>33.61</td> <td>13.70</td> <td>35.03</td> <td>0.00</td> <td>102</td> <td>310</td> <td>AVERAGE</td> </tr> </tbody> </table>		Limit	Read	Ant	Cable	Preamp	Aux	APos	TPos		Freq	Level	Line Margin	Level	Factor	Loss	Factor	Factor		Remark	MHz	dBuV/m	dBuV/m	dB	dBuV	dB/m	dB	dB	cm	deg	1	5720.00	101.71	-----	-----	89.43	33.61	13.70	35.03	0.00	102	310	AVERAGE												
	Limit	Read	Ant	Cable	Preamp	Aux	APos	TPos																																																																																													
Freq	Level	Line Margin	Level	Factor	Loss	Factor	Factor		Remark																																																																																												
MHz	dBuV/m	dBuV/m	dB	dBuV	dB/m	dB	dB	cm	deg																																																																																												
1	5447.50	40.16	54.00	-13.84	29.24	32.29	13.37	34.74	0.00	102	310	AVERAGE																																																																																									
	Limit	Read	Ant	Cable	Preamp	Aux	APos	TPos																																																																																													
Freq	Level	Line Margin	Level	Factor	Loss	Factor	Factor		Remark																																																																																												
MHz	dBuV/m	dBuV/m	dB	dBuV	dB/m	dB	dB	cm	deg																																																																																												
1	5720.00	101.71	-----	-----	89.43	33.61	13.70	35.03	0.00	102	310	AVERAGE																																																																																									



Mode	34																																							
	Band Edge - R																																							
	U-NII-2C_5.47-5.725_802.11a_CH144_5720MHz																																							
ANT	1+2																																							
Pol.	Horizontal	Fundamental																																						
Peak	<p>Site : 03CH21-HY Condition: STRADDLES U-NII-1&2A 3m DRH18-E_LE2C03A18EH_240711 HORIZONTAL : RBW:1000.000kHz VBW:3000.000kHz SMT:Auto</p> <table border="1"> <thead> <tr> <th>Limit</th> <th>Read</th> <th>Ant</th> <th>Cable</th> <th>Preamp</th> <th>Aux</th> <th>APos</th> <th>TPos</th> <th>Remark</th> </tr> <tr> <th>Freq</th> <th>Level</th> <th>Line Margin</th> <th>Level Factor</th> <th>Loss Factor</th> <th>Factor</th> <th></th> <th></th> <th></th> </tr> <tr> <th>MHz</th> <th>dBuV/m</th> <th>dBuV/m</th> <th>dB</th> <th>dBuV</th> <th>dB/m</th> <th>dB</th> <th>dB</th> <th>cm</th> <th>deg</th> </tr> </thead> <tbody> <tr> <td>1 5856.25</td> <td>50.10</td> <td>68.20 -18.10</td> <td>37.68</td> <td>33.70</td> <td>13.86</td> <td>35.14</td> <td>0.00</td> <td>102</td> <td>310 PEAK</td> </tr> </tbody> </table>	Limit	Read	Ant	Cable	Preamp	Aux	APos	TPos	Remark	Freq	Level	Line Margin	Level Factor	Loss Factor	Factor				MHz	dBuV/m	dBuV/m	dB	dBuV	dB/m	dB	dB	cm	deg	1 5856.25	50.10	68.20 -18.10	37.68	33.70	13.86	35.14	0.00	102	310 PEAK	Blank
Limit	Read	Ant	Cable	Preamp	Aux	APos	TPos	Remark																																
Freq	Level	Line Margin	Level Factor	Loss Factor	Factor																																			
MHz	dBuV/m	dBuV/m	dB	dBuV	dB/m	dB	dB	cm	deg																															
1 5856.25	50.10	68.20 -18.10	37.68	33.70	13.86	35.14	0.00	102	310 PEAK																															



34																																																					
Mode	Band Edge - L																																																				
U-NII-2C_5.47-5.725_802.11a_CH144_5720MHz																																																					
ANT	1+2																																																				
Pol.	Vertical																																																				
Peak	<p>Site : 03CH21-HY Condition: STRADDLES U-NII-182A 3m DRH18-E_LE2C03A18EN_240711 VERTICAL : RBW:1000.000kHz VBW:3000.000kHz SWT:Auto</p> <table border="1"> <thead> <tr> <th>Peak</th> <th>Freq</th> <th>Level</th> <th>Limit</th> <th>Line Margin</th> <th>Read Level</th> <th>Ant Factor</th> <th>Cable Loss</th> <th>Preamp Factor</th> <th>Aux Factor</th> <th>APos</th> <th>TPos</th> <th>Remark</th> </tr> <tr> <th></th> <th>MHz</th> <th>dBuV/m</th> <th>dBuV/m</th> <th>dB</th> <th>dBuV</th> <th>dB/m</th> <th>dB</th> <th>dB</th> <th>dB</th> <th>cm</th> <th>deg</th> <th></th> </tr> </thead> <tbody> <tr> <td>1</td> <td>5396.41</td> <td>50.94</td> <td>74.00</td> <td>-23.06</td> <td>40.06</td> <td>32.21</td> <td>13.32</td> <td>34.65</td> <td>0.00</td> <td>100</td> <td>297</td> <td>PEAK</td> </tr> <tr> <td>2</td> <td>5465.83</td> <td>50.38</td> <td>68.20</td> <td>-17.82</td> <td>39.36</td> <td>32.39</td> <td>13.40</td> <td>34.77</td> <td>0.00</td> <td>100</td> <td>297</td> <td>PEAK</td> </tr> </tbody> </table>	Peak	Freq	Level	Limit	Line Margin	Read Level	Ant Factor	Cable Loss	Preamp Factor	Aux Factor	APos	TPos	Remark		MHz	dBuV/m	dBuV/m	dB	dBuV	dB/m	dB	dB	dB	cm	deg		1	5396.41	50.94	74.00	-23.06	40.06	32.21	13.32	34.65	0.00	100	297	PEAK	2	5465.83	50.38	68.20	-17.82	39.36	32.39	13.40	34.77	0.00	100	297	PEAK
Peak	Freq	Level	Limit	Line Margin	Read Level	Ant Factor	Cable Loss	Preamp Factor	Aux Factor	APos	TPos	Remark																																									
	MHz	dBuV/m	dBuV/m	dB	dBuV	dB/m	dB	dB	dB	cm	deg																																										
1	5396.41	50.94	74.00	-23.06	40.06	32.21	13.32	34.65	0.00	100	297	PEAK																																									
2	5465.83	50.38	68.20	-17.82	39.36	32.39	13.40	34.77	0.00	100	297	PEAK																																									
Peak	<p>Site : 03CH21-HY Condition: PEAK(UNII) 3m DRH18-E_LE2C03A18EN_240711 VERTICAL : RBW:1000.000kHz VBW:3000.000kHz SWT:Auto</p> <table border="1"> <thead> <tr> <th>Peak</th> <th>Freq</th> <th>Level</th> <th>Limit</th> <th>Line Margin</th> <th>Read Level</th> <th>Ant Factor</th> <th>Cable Loss</th> <th>Preamp Factor</th> <th>Aux Factor</th> <th>APos</th> <th>TPos</th> <th>Remark</th> </tr> <tr> <th></th> <th>MHz</th> <th>dBuV/m</th> <th>dBuV/m</th> <th>dB</th> <th>dBuV</th> <th>dB/m</th> <th>dB</th> <th>dB</th> <th>dB</th> <th>cm</th> <th>deg</th> <th></th> </tr> </thead> <tbody> <tr> <td>1</td> <td>5720.00</td> <td>115.44</td> <td>70.00</td> <td>45.44</td> <td>103.16</td> <td>33.61</td> <td>13.70</td> <td>35.03</td> <td>0.00</td> <td>100</td> <td>297</td> <td>PEAK</td> </tr> </tbody> </table>	Peak	Freq	Level	Limit	Line Margin	Read Level	Ant Factor	Cable Loss	Preamp Factor	Aux Factor	APos	TPos	Remark		MHz	dBuV/m	dBuV/m	dB	dBuV	dB/m	dB	dB	dB	cm	deg		1	5720.00	115.44	70.00	45.44	103.16	33.61	13.70	35.03	0.00	100	297	PEAK													
Peak	Freq	Level	Limit	Line Margin	Read Level	Ant Factor	Cable Loss	Preamp Factor	Aux Factor	APos	TPos	Remark																																									
	MHz	dBuV/m	dBuV/m	dB	dBuV	dB/m	dB	dB	dB	cm	deg																																										
1	5720.00	115.44	70.00	45.44	103.16	33.61	13.70	35.03	0.00	100	297	PEAK																																									
Avg	<p>Site : 03CH21-HY Condition: U-NII-182A AVERAGE 3m DRH18-E_LE2C03A18EN_240711 VERTICAL : RBW:1000.000kHz VBW:0.560kHz SWT:Auto</p> <table border="1"> <thead> <tr> <th>Peak</th> <th>Freq</th> <th>Level</th> <th>Limit</th> <th>Line Margin</th> <th>Read Level</th> <th>Ant Factor</th> <th>Cable Loss</th> <th>Preamp Factor</th> <th>Aux Factor</th> <th>APos</th> <th>TPos</th> <th>Remark</th> </tr> <tr> <th></th> <th>MHz</th> <th>dBuV/m</th> <th>dBuV/m</th> <th>dB</th> <th>dBuV</th> <th>dB/m</th> <th>dB</th> <th>dB</th> <th>dB</th> <th>cm</th> <th>deg</th> <th></th> </tr> </thead> <tbody> <tr> <td>1</td> <td>5450.03</td> <td>41.76</td> <td>54.00</td> <td>-12.24</td> <td>30.78</td> <td>32.35</td> <td>13.39</td> <td>34.76</td> <td>0.00</td> <td>100</td> <td>297</td> <td>AVERAGE</td> </tr> </tbody> </table>	Peak	Freq	Level	Limit	Line Margin	Read Level	Ant Factor	Cable Loss	Preamp Factor	Aux Factor	APos	TPos	Remark		MHz	dBuV/m	dBuV/m	dB	dBuV	dB/m	dB	dB	dB	cm	deg		1	5450.03	41.76	54.00	-12.24	30.78	32.35	13.39	34.76	0.00	100	297	AVERAGE													
Peak	Freq	Level	Limit	Line Margin	Read Level	Ant Factor	Cable Loss	Preamp Factor	Aux Factor	APos	TPos	Remark																																									
	MHz	dBuV/m	dBuV/m	dB	dBuV	dB/m	dB	dB	dB	cm	deg																																										
1	5450.03	41.76	54.00	-12.24	30.78	32.35	13.39	34.76	0.00	100	297	AVERAGE																																									
Avg	<p>Site : 03CH21-HY Condition: AVG_54 3m DRH18-E_LE2C03A18EN_240711 VERTICAL : RBW:1000.000kHz VBW:0.560kHz SWT:Auto</p> <table border="1"> <thead> <tr> <th>Peak</th> <th>Freq</th> <th>Level</th> <th>Limit</th> <th>Line Margin</th> <th>Read Level</th> <th>Ant Factor</th> <th>Cable Loss</th> <th>Preamp Factor</th> <th>Aux Factor</th> <th>APos</th> <th>TPos</th> <th>Remark</th> </tr> <tr> <th></th> <th>MHz</th> <th>dBuV/m</th> <th>dBuV/m</th> <th>dB</th> <th>dBuV</th> <th>dB/m</th> <th>dB</th> <th>dB</th> <th>dB</th> <th>cm</th> <th>deg</th> <th></th> </tr> </thead> <tbody> <tr> <td>1</td> <td>5720.00</td> <td>110.36</td> <td>54.00</td> <td>56.36</td> <td>90.13</td> <td>33.56</td> <td>13.69</td> <td>35.02</td> <td>0.00</td> <td>100</td> <td>297</td> <td>AVERAGE</td> </tr> </tbody> </table>	Peak	Freq	Level	Limit	Line Margin	Read Level	Ant Factor	Cable Loss	Preamp Factor	Aux Factor	APos	TPos	Remark		MHz	dBuV/m	dBuV/m	dB	dBuV	dB/m	dB	dB	dB	cm	deg		1	5720.00	110.36	54.00	56.36	90.13	33.56	13.69	35.02	0.00	100	297	AVERAGE													
Peak	Freq	Level	Limit	Line Margin	Read Level	Ant Factor	Cable Loss	Preamp Factor	Aux Factor	APos	TPos	Remark																																									
	MHz	dBuV/m	dBuV/m	dB	dBuV	dB/m	dB	dB	dB	cm	deg																																										
1	5720.00	110.36	54.00	56.36	90.13	33.56	13.69	35.02	0.00	100	297	AVERAGE																																									



Mode	34																																									
	Band Edge - R																																									
	U-NII-2C_5.47-5.725_802.11a_CH144_5720MHz																																									
ANT	1+2																																									
Pol.	Vertical	Fundamental																																								
Peak	<p>Site : 03CH21-HY Condition: STRADDLES U-NII-1&2A 3m DRH18-E_LE2C03A18EH_240711 VERTICAL : RBW:1000.000kHz VBW:3000.000kHz SMT:Auto</p> <table border="1"> <thead> <tr> <th>Limit</th> <th>Read</th> <th>Ant</th> <th>Cable</th> <th>Preamp</th> <th>Aux</th> <th>APos</th> <th>TPos</th> <th>Remark</th> </tr> <tr> <th>Freq</th> <th>Level</th> <th>Line Margin</th> <th>Level Factor</th> <th>Loss Factor</th> <th>Factor</th> <th></th> <th></th> <th></th> </tr> <tr> <th>MHz</th> <th>dBuV/m</th> <th>dBuV/m</th> <th>dB</th> <th>dBuV</th> <th>dB/m</th> <th>dB</th> <th>dB</th> <th>cm</th> <th>deg</th> </tr> </thead> <tbody> <tr> <td>1 5856.00</td> <td>51.79</td> <td>68.20</td> <td>-16.41</td> <td>39.37</td> <td>33.70</td> <td>13.86</td> <td>35.14</td> <td>0.00</td> <td>100</td> <td>297</td> <td>PEAK</td> </tr> </tbody> </table>	Limit	Read	Ant	Cable	Preamp	Aux	APos	TPos	Remark	Freq	Level	Line Margin	Level Factor	Loss Factor	Factor				MHz	dBuV/m	dBuV/m	dB	dBuV	dB/m	dB	dB	cm	deg	1 5856.00	51.79	68.20	-16.41	39.37	33.70	13.86	35.14	0.00	100	297	PEAK	Blank
Limit	Read	Ant	Cable	Preamp	Aux	APos	TPos	Remark																																		
Freq	Level	Line Margin	Level Factor	Loss Factor	Factor																																					
MHz	dBuV/m	dBuV/m	dB	dBuV	dB/m	dB	dB	cm	deg																																	
1 5856.00	51.79	68.20	-16.41	39.37	33.70	13.86	35.14	0.00	100	297	PEAK																															



Mode	34																																																																																																																											
	Harmonic																																																																																																																											
	U-NII-2C_5.47-5.725_802.11a_CH144_5720MHz																																																																																																																											
ANT	1+2																																																																																																																											
Pol.	Horizontal	Vertical																																																																																																																										
Peak Avg	<p>Site : 03CH21-HY Condition: PEAK(UNII) 3m DRH18-E_LE2C03A18EN_240711 HORIZONTAL</p> <table border="1"> <thead> <tr> <th>Limit</th> <th>Read</th> <th>Ant</th> <th>Cable</th> <th>Preamp</th> <th>Aux</th> <th>APos</th> <th>TPos</th> <th>Remark</th> </tr> <tr> <th>Freq</th> <th>Level</th> <th>Line Margin</th> <th>Level</th> <th>Factor</th> <th>Loss Factor</th> <th>Factor</th> <th></th> <th></th> </tr> <tr> <th>MHz</th> <th>dBuV/m</th> <th>dBuV/m</th> <th>dB</th> <th>dBuV</th> <th>dB/m</th> <th>dB</th> <th>dB</th> <th>cm</th> <th>deg</th> </tr> </thead> <tbody> <tr> <td>1 11440.00</td> <td>53.64</td> <td>74.00</td> <td>-20.36</td> <td>35.83</td> <td>38.50</td> <td>19.45</td> <td>40.58</td> <td>0.44</td> <td>100</td> <td>113 PEAK</td> </tr> <tr> <td>2 11440.00</td> <td>46.38</td> <td>54.00</td> <td>-7.62</td> <td>28.57</td> <td>38.50</td> <td>19.45</td> <td>40.58</td> <td>0.44</td> <td>100</td> <td>113 AVERAGE</td> </tr> <tr> <td>3 17160.00</td> <td>53.82</td> <td>68.20</td> <td>-14.38</td> <td>36.45</td> <td>39.96</td> <td>23.95</td> <td>47.00</td> <td>0.46</td> <td>--</td> <td>-- PEAK</td> </tr> </tbody> </table>	Limit	Read	Ant	Cable	Preamp	Aux	APos	TPos	Remark	Freq	Level	Line Margin	Level	Factor	Loss Factor	Factor			MHz	dBuV/m	dBuV/m	dB	dBuV	dB/m	dB	dB	cm	deg	1 11440.00	53.64	74.00	-20.36	35.83	38.50	19.45	40.58	0.44	100	113 PEAK	2 11440.00	46.38	54.00	-7.62	28.57	38.50	19.45	40.58	0.44	100	113 AVERAGE	3 17160.00	53.82	68.20	-14.38	36.45	39.96	23.95	47.00	0.46	--	-- PEAK	<p>Site : 03CH21-HY Condition: PEAK(UNII) 3m DRH18-E_LE2C03A18EN_240711 VERTICAL</p> <table border="1"> <thead> <tr> <th>Limit</th> <th>Read</th> <th>Ant</th> <th>Cable</th> <th>Preamp</th> <th>Aux</th> <th>APos</th> <th>TPos</th> <th>Remark</th> </tr> <tr> <th>Freq</th> <th>Level</th> <th>Line Margin</th> <th>Level</th> <th>Factor</th> <th>Loss Factor</th> <th>Factor</th> <th></th> <th></th> </tr> <tr> <th>MHz</th> <th>dBuV/m</th> <th>dBuV/m</th> <th>dB</th> <th>dBuV</th> <th>dB/m</th> <th>dB</th> <th>dB</th> <th>cm</th> <th>deg</th> </tr> </thead> <tbody> <tr> <td>1 11440.00</td> <td>54.05</td> <td>74.00</td> <td>-19.95</td> <td>36.24</td> <td>38.50</td> <td>19.45</td> <td>40.58</td> <td>0.44</td> <td>100</td> <td>3 PEAK</td> </tr> <tr> <td>2 11440.00</td> <td>47.07</td> <td>54.00</td> <td>-6.93</td> <td>29.26</td> <td>38.50</td> <td>19.45</td> <td>40.58</td> <td>0.44</td> <td>100</td> <td>3 AVERAGE</td> </tr> <tr> <td>3 17160.00</td> <td>53.20</td> <td>68.20</td> <td>-15.00</td> <td>35.83</td> <td>39.96</td> <td>23.95</td> <td>47.00</td> <td>0.46</td> <td>--</td> <td>-- PEAK</td> </tr> </tbody> </table>	Limit	Read	Ant	Cable	Preamp	Aux	APos	TPos	Remark	Freq	Level	Line Margin	Level	Factor	Loss Factor	Factor			MHz	dBuV/m	dBuV/m	dB	dBuV	dB/m	dB	dB	cm	deg	1 11440.00	54.05	74.00	-19.95	36.24	38.50	19.45	40.58	0.44	100	3 PEAK	2 11440.00	47.07	54.00	-6.93	29.26	38.50	19.45	40.58	0.44	100	3 AVERAGE	3 17160.00	53.20	68.20	-15.00	35.83	39.96	23.95	47.00	0.46	--	-- PEAK
	Limit	Read	Ant	Cable	Preamp	Aux	APos	TPos	Remark																																																																																																																			
Freq	Level	Line Margin	Level	Factor	Loss Factor	Factor																																																																																																																						
MHz	dBuV/m	dBuV/m	dB	dBuV	dB/m	dB	dB	cm	deg																																																																																																																			
1 11440.00	53.64	74.00	-20.36	35.83	38.50	19.45	40.58	0.44	100	113 PEAK																																																																																																																		
2 11440.00	46.38	54.00	-7.62	28.57	38.50	19.45	40.58	0.44	100	113 AVERAGE																																																																																																																		
3 17160.00	53.82	68.20	-14.38	36.45	39.96	23.95	47.00	0.46	--	-- PEAK																																																																																																																		
Limit	Read	Ant	Cable	Preamp	Aux	APos	TPos	Remark																																																																																																																				
Freq	Level	Line Margin	Level	Factor	Loss Factor	Factor																																																																																																																						
MHz	dBuV/m	dBuV/m	dB	dBuV	dB/m	dB	dB	cm	deg																																																																																																																			
1 11440.00	54.05	74.00	-19.95	36.24	38.50	19.45	40.58	0.44	100	3 PEAK																																																																																																																		
2 11440.00	47.07	54.00	-6.93	29.26	38.50	19.45	40.58	0.44	100	3 AVERAGE																																																																																																																		
3 17160.00	53.20	68.20	-15.00	35.83	39.96	23.95	47.00	0.46	--	-- PEAK																																																																																																																		



Mode	34	
	Harmonic	
	U-NII-2C_5.47-5.725_802.11a_CH144_5720MHz	
ANT	1+2	
Pol.	Horizontal	Vertical
10.6G ~18G Avg	<p>Site : 03CH21-HY Condition: AVG_54 3m DRH18-E_LE2C03A18EN_240711 HORIZONTAL</p>	<p>Site : 03CH21-HY Condition: AVG_54 3m DRH18-E_LE2C03A18EN_240711 VERTICAL</p>



	35																																																																																												
Mode	Band Edge																																																																																												
	U-NII-2C_5.47-5.725_802.11n HT20_CH100_5500MHz																																																																																												
ANT	1+2																																																																																												
Pol.	Horizontal	Fundamental																																																																																											
Peak	<p>Site : 03CH21-HY Condition: PEAK_BE(UNII)_B3 3m DRH18-E_LE2C03A18EN_240711 HORIZONTAL : RBW:1000.000kHz VBW:3000.000kHz SMT:Auto</p> <table border="1"> <thead> <tr> <th>Peak</th> <th>Freq</th> <th>Level</th> <th>Limit</th> <th>Line Margin</th> <th>Read Level</th> <th>Ant Factor</th> <th>Cable Loss</th> <th>Preamp Loss</th> <th>Aux Loss</th> <th>APos</th> <th>TPos</th> <th>Remark</th> </tr> <tr> <th></th> <th>MHz</th> <th>dBuV/m</th> <th>dBuV/m</th> <th>dB</th> <th>dBuV</th> <th>dB/m</th> <th>dB</th> <th>dB</th> <th>dB</th> <th>cm</th> <th>deg</th> <th></th> </tr> </thead> <tbody> <tr> <td>1</td> <td>5407.60</td> <td>49.65</td> <td>74.00</td> <td>-24.35</td> <td>38.77</td> <td>32.22</td> <td>13.33</td> <td>34.67</td> <td>0.00</td> <td>135</td> <td>334</td> <td>PEAK</td> </tr> <tr> <td>2</td> <td>5463.55</td> <td>49.42</td> <td>68.20</td> <td>-18.78</td> <td>38.42</td> <td>32.38</td> <td>13.39</td> <td>34.77</td> <td>0.00</td> <td>135</td> <td>334</td> <td>PEAK</td> </tr> </tbody> </table>	Peak	Freq	Level	Limit	Line Margin	Read Level	Ant Factor	Cable Loss	Preamp Loss	Aux Loss	APos	TPos	Remark		MHz	dBuV/m	dBuV/m	dB	dBuV	dB/m	dB	dB	dB	cm	deg		1	5407.60	49.65	74.00	-24.35	38.77	32.22	13.33	34.67	0.00	135	334	PEAK	2	5463.55	49.42	68.20	-18.78	38.42	32.38	13.39	34.77	0.00	135	334	PEAK	<p>Site : 03CH21-HY Condition: PEAK(UNII) 3m DRH18-E_LE2C03A18EN_240711 HORIZONTAL : RBW:1000.000kHz VBW:3000.000kHz SMT:Auto</p> <table border="1"> <thead> <tr> <th>Peak</th> <th>Freq</th> <th>Level</th> <th>Limit</th> <th>Line Margin</th> <th>Read Level</th> <th>Ant Factor</th> <th>Cable Loss</th> <th>Preamp Loss</th> <th>Aux Loss</th> <th>APos</th> <th>TPos</th> <th>Remark</th> </tr> <tr> <th></th> <th>MHz</th> <th>dBuV/m</th> <th>dBuV/m</th> <th>dB</th> <th>dBuV</th> <th>dB/m</th> <th>dB</th> <th>dB</th> <th>dB</th> <th>cm</th> <th>deg</th> <th></th> </tr> </thead> <tbody> <tr> <td>1</td> <td>5500.00</td> <td>110.60</td> <td>70.00</td> <td>40.60</td> <td>99.39</td> <td>32.60</td> <td>13.44</td> <td>34.83</td> <td>0.00</td> <td>135</td> <td>334</td> <td>PEAK</td> </tr> </tbody> </table>	Peak	Freq	Level	Limit	Line Margin	Read Level	Ant Factor	Cable Loss	Preamp Loss	Aux Loss	APos	TPos	Remark		MHz	dBuV/m	dBuV/m	dB	dBuV	dB/m	dB	dB	dB	cm	deg		1	5500.00	110.60	70.00	40.60	99.39	32.60	13.44	34.83	0.00	135	334	PEAK
Peak	Freq	Level	Limit	Line Margin	Read Level	Ant Factor	Cable Loss	Preamp Loss	Aux Loss	APos	TPos	Remark																																																																																	
	MHz	dBuV/m	dBuV/m	dB	dBuV	dB/m	dB	dB	dB	cm	deg																																																																																		
1	5407.60	49.65	74.00	-24.35	38.77	32.22	13.33	34.67	0.00	135	334	PEAK																																																																																	
2	5463.55	49.42	68.20	-18.78	38.42	32.38	13.39	34.77	0.00	135	334	PEAK																																																																																	
Peak	Freq	Level	Limit	Line Margin	Read Level	Ant Factor	Cable Loss	Preamp Loss	Aux Loss	APos	TPos	Remark																																																																																	
	MHz	dBuV/m	dBuV/m	dB	dBuV	dB/m	dB	dB	dB	cm	deg																																																																																		
1	5500.00	110.60	70.00	40.60	99.39	32.60	13.44	34.83	0.00	135	334	PEAK																																																																																	
Avg	<p>Site : 03CH21-HY Condition: AVG_BE(UNII)_B3 3m DRH18-E_LE2C03A18EN_240711 HORIZONTAL : RBW:1000.000kHz VBW:0.200kHz SMT:Auto</p> <table border="1"> <thead> <tr> <th>Peak</th> <th>Freq</th> <th>Level</th> <th>Limit</th> <th>Line Margin</th> <th>Read Level</th> <th>Ant Factor</th> <th>Cable Loss</th> <th>Preamp Loss</th> <th>Aux Loss</th> <th>APos</th> <th>TPos</th> <th>Remark</th> </tr> <tr> <th></th> <th>MHz</th> <th>dBuV/m</th> <th>dBuV/m</th> <th>dB</th> <th>dBuV</th> <th>dB/m</th> <th>dB</th> <th>dB</th> <th>dB</th> <th>cm</th> <th>deg</th> <th></th> </tr> </thead> <tbody> <tr> <td>1</td> <td>5459.05</td> <td>41.44</td> <td>54.00</td> <td>-12.56</td> <td>30.46</td> <td>32.35</td> <td>13.39</td> <td>34.76</td> <td>0.00</td> <td>135</td> <td>334</td> <td>AVERAGE</td> </tr> </tbody> </table>	Peak	Freq	Level	Limit	Line Margin	Read Level	Ant Factor	Cable Loss	Preamp Loss	Aux Loss	APos	TPos	Remark		MHz	dBuV/m	dBuV/m	dB	dBuV	dB/m	dB	dB	dB	cm	deg		1	5459.05	41.44	54.00	-12.56	30.46	32.35	13.39	34.76	0.00	135	334	AVERAGE	<p>Site : 03CH21-HY Condition: AVG_54 3m DRH18-E_LE2C03A18EN_240711 HORIZONTAL : RBW:1000.000kHz VBW:0.200kHz SMT:Auto</p> <table border="1"> <thead> <tr> <th>Peak</th> <th>Freq</th> <th>Level</th> <th>Limit</th> <th>Line Margin</th> <th>Read Level</th> <th>Ant Factor</th> <th>Cable Loss</th> <th>Preamp Loss</th> <th>Aux Loss</th> <th>APos</th> <th>TPos</th> <th>Remark</th> </tr> <tr> <th></th> <th>MHz</th> <th>dBuV/m</th> <th>dBuV/m</th> <th>dB</th> <th>dBuV</th> <th>dB/m</th> <th>dB</th> <th>dB</th> <th>dB</th> <th>cm</th> <th>deg</th> <th></th> </tr> </thead> <tbody> <tr> <td>1</td> <td>5500.00</td> <td>102.00</td> <td>54.00</td> <td>48.00</td> <td>91.59</td> <td>32.60</td> <td>13.44</td> <td>34.83</td> <td>0.00</td> <td>135</td> <td>334</td> <td>AVERAGE</td> </tr> </tbody> </table>	Peak	Freq	Level	Limit	Line Margin	Read Level	Ant Factor	Cable Loss	Preamp Loss	Aux Loss	APos	TPos	Remark		MHz	dBuV/m	dBuV/m	dB	dBuV	dB/m	dB	dB	dB	cm	deg		1	5500.00	102.00	54.00	48.00	91.59	32.60	13.44	34.83	0.00	135	334	AVERAGE													
Peak	Freq	Level	Limit	Line Margin	Read Level	Ant Factor	Cable Loss	Preamp Loss	Aux Loss	APos	TPos	Remark																																																																																	
	MHz	dBuV/m	dBuV/m	dB	dBuV	dB/m	dB	dB	dB	cm	deg																																																																																		
1	5459.05	41.44	54.00	-12.56	30.46	32.35	13.39	34.76	0.00	135	334	AVERAGE																																																																																	
Peak	Freq	Level	Limit	Line Margin	Read Level	Ant Factor	Cable Loss	Preamp Loss	Aux Loss	APos	TPos	Remark																																																																																	
	MHz	dBuV/m	dBuV/m	dB	dBuV	dB/m	dB	dB	dB	cm	deg																																																																																		
1	5500.00	102.00	54.00	48.00	91.59	32.60	13.44	34.83	0.00	135	334	AVERAGE																																																																																	



		35																																																																																																		
Mode	Band Edge																																																																																																			
	U-NII-2C_5.47-5.725_802.11n HT20_CH100_5500MHz																																																																																																			
ANT	1+2																																																																																																			
Pol.	Vertical	Fundamental																																																																																																		
Peak	<p>Site : 03CH21-HY Condition: PEAK_BE(UNII)_B3 3m DRH18-E_LE2C03A18EN_240711 VERTICAL : RBW:1000.000kHz VBW:3000.000kHz SMT:Auto</p> <table border="1"> <thead> <tr> <th></th> <th>Limit</th> <th>Read</th> <th>Ant</th> <th>Cable</th> <th>Preamp</th> <th>Aux</th> <th>APos</th> <th>TPos</th> <th></th> </tr> <tr> <th>Freq</th> <th>Level</th> <th>Line Margin</th> <th>Level</th> <th>Factor</th> <th>Loss Factor</th> <th>Factor</th> <th>Factor</th> <th>Factor</th> <th>Remark</th> </tr> <tr> <th></th> <th>MHz</th> <th>dBuV/m</th> <th>dBuV/m</th> <th>dB</th> <th>dBuV</th> <th>dB/m</th> <th>dB</th> <th>dB</th> <th>cm</th> <th>deg</th> </tr> </thead> <tbody> <tr> <td>1</td> <td>5441.95</td> <td>52.18</td> <td>74.00</td> <td>-21.82</td> <td>41.26</td> <td>32.28</td> <td>13.37</td> <td>34.73</td> <td>0.00</td> <td>100</td> <td>54 PEAK</td> </tr> <tr> <td>2</td> <td>5469.25</td> <td>52.75</td> <td>68.20</td> <td>-15.45</td> <td>41.71</td> <td>32.42</td> <td>13.40</td> <td>34.78</td> <td>0.00</td> <td>100</td> <td>54 PEAK</td> </tr> </tbody> </table>		Limit	Read	Ant	Cable	Preamp	Aux	APos	TPos		Freq	Level	Line Margin	Level	Factor	Loss Factor	Factor	Factor	Factor	Remark		MHz	dBuV/m	dBuV/m	dB	dBuV	dB/m	dB	dB	cm	deg	1	5441.95	52.18	74.00	-21.82	41.26	32.28	13.37	34.73	0.00	100	54 PEAK	2	5469.25	52.75	68.20	-15.45	41.71	32.42	13.40	34.78	0.00	100	54 PEAK	<p>Site : 03CH21-HY Condition: PEAK(UNII) 3m DRH18-E_LE2C03A18EN_240711 VERTICAL : RBW:1000.000kHz VBW:3000.000kHz SMT:Auto</p> <table border="1"> <thead> <tr> <th></th> <th>Limit</th> <th>Read</th> <th>Ant</th> <th>Cable</th> <th>Preamp</th> <th>Aux</th> <th>APos</th> <th>TPos</th> <th></th> </tr> <tr> <th>Freq</th> <th>Level</th> <th>Line Margin</th> <th>Level</th> <th>Factor</th> <th>Loss Factor</th> <th>Factor</th> <th>Factor</th> <th>Factor</th> <th>Remark</th> </tr> <tr> <th></th> <th>MHz</th> <th>dBuV/m</th> <th>dBuV/m</th> <th>dB</th> <th>dBuV</th> <th>dB/m</th> <th>dB</th> <th>dB</th> <th>cm</th> <th>deg</th> </tr> </thead> <tbody> <tr> <td>1</td> <td>5500.00</td> <td>116.13</td> <td>-----</td> <td>-----</td> <td>104.92</td> <td>32.60</td> <td>13.44</td> <td>34.83</td> <td>0.00</td> <td>100</td> <td>54 PEAK</td> </tr> </tbody> </table>		Limit	Read	Ant	Cable	Preamp	Aux	APos	TPos		Freq	Level	Line Margin	Level	Factor	Loss Factor	Factor	Factor	Factor	Remark		MHz	dBuV/m	dBuV/m	dB	dBuV	dB/m	dB	dB	cm	deg	1	5500.00	116.13	-----	-----	104.92	32.60	13.44	34.83	0.00	100	54 PEAK
		Limit	Read	Ant	Cable	Preamp	Aux	APos	TPos																																																																																											
Freq	Level	Line Margin	Level	Factor	Loss Factor	Factor	Factor	Factor	Remark																																																																																											
	MHz	dBuV/m	dBuV/m	dB	dBuV	dB/m	dB	dB	cm	deg																																																																																										
1	5441.95	52.18	74.00	-21.82	41.26	32.28	13.37	34.73	0.00	100	54 PEAK																																																																																									
2	5469.25	52.75	68.20	-15.45	41.71	32.42	13.40	34.78	0.00	100	54 PEAK																																																																																									
	Limit	Read	Ant	Cable	Preamp	Aux	APos	TPos																																																																																												
Freq	Level	Line Margin	Level	Factor	Loss Factor	Factor	Factor	Factor	Remark																																																																																											
	MHz	dBuV/m	dBuV/m	dB	dBuV	dB/m	dB	dB	cm	deg																																																																																										
1	5500.00	116.13	-----	-----	104.92	32.60	13.44	34.83	0.00	100	54 PEAK																																																																																									
Avg	<p>Site : 03CH21-HY Condition: AVG_BE(UNII)_B3 3m DRH18-E_LE2C03A18EN_240711 VERTICAL : RBW:1000.000kHz VBW:0.200kHz SMT:Auto</p> <table border="1"> <thead> <tr> <th></th> <th>Limit</th> <th>Read</th> <th>Ant</th> <th>Cable</th> <th>Preamp</th> <th>Aux</th> <th>APos</th> <th>TPos</th> <th></th> </tr> <tr> <th>Freq</th> <th>Level</th> <th>Line Margin</th> <th>Level</th> <th>Factor</th> <th>Loss Factor</th> <th>Factor</th> <th>Factor</th> <th>Factor</th> <th>Remark</th> </tr> <tr> <th></th> <th>MHz</th> <th>dBuV/m</th> <th>dBuV/m</th> <th>dB</th> <th>dBuV</th> <th>dB/m</th> <th>dB</th> <th>dB</th> <th>cm</th> <th>deg</th> </tr> </thead> <tbody> <tr> <td>1</td> <td>5459.00</td> <td>43.79</td> <td>54.00</td> <td>-10.21</td> <td>32.00</td> <td>32.36</td> <td>13.39</td> <td>34.76</td> <td>0.00</td> <td>100</td> <td>54 AVERAGE</td> </tr> </tbody> </table>		Limit	Read	Ant	Cable	Preamp	Aux	APos	TPos		Freq	Level	Line Margin	Level	Factor	Loss Factor	Factor	Factor	Factor	Remark		MHz	dBuV/m	dBuV/m	dB	dBuV	dB/m	dB	dB	cm	deg	1	5459.00	43.79	54.00	-10.21	32.00	32.36	13.39	34.76	0.00	100	54 AVERAGE	<p>Site : 03CH21-HY Condition: AVG_54 3m DRH18-E_LE2C03A18EN_240711 VERTICAL : RBW:1000.000kHz VBW:0.200kHz SMT:Auto</p> <table border="1"> <thead> <tr> <th></th> <th>Limit</th> <th>Read</th> <th>Ant</th> <th>Cable</th> <th>Preamp</th> <th>Aux</th> <th>APos</th> <th>TPos</th> <th></th> </tr> <tr> <th>Freq</th> <th>Level</th> <th>Line Margin</th> <th>Level</th> <th>Factor</th> <th>Loss Factor</th> <th>Factor</th> <th>Factor</th> <th>Factor</th> <th>Remark</th> </tr> <tr> <th></th> <th>MHz</th> <th>dBuV/m</th> <th>dBuV/m</th> <th>dB</th> <th>dBuV</th> <th>dB/m</th> <th>dB</th> <th>dB</th> <th>cm</th> <th>deg</th> </tr> </thead> <tbody> <tr> <td>1</td> <td>5500.00</td> <td>108.84</td> <td>-----</td> <td>-----</td> <td>97.63</td> <td>32.60</td> <td>13.44</td> <td>34.83</td> <td>0.00</td> <td>100</td> <td>54 AVERAGE</td> </tr> </tbody> </table>		Limit	Read	Ant	Cable	Preamp	Aux	APos	TPos		Freq	Level	Line Margin	Level	Factor	Loss Factor	Factor	Factor	Factor	Remark		MHz	dBuV/m	dBuV/m	dB	dBuV	dB/m	dB	dB	cm	deg	1	5500.00	108.84	-----	-----	97.63	32.60	13.44	34.83	0.00	100	54 AVERAGE												
		Limit	Read	Ant	Cable	Preamp	Aux	APos	TPos																																																																																											
Freq	Level	Line Margin	Level	Factor	Loss Factor	Factor	Factor	Factor	Remark																																																																																											
	MHz	dBuV/m	dBuV/m	dB	dBuV	dB/m	dB	dB	cm	deg																																																																																										
1	5459.00	43.79	54.00	-10.21	32.00	32.36	13.39	34.76	0.00	100	54 AVERAGE																																																																																									
	Limit	Read	Ant	Cable	Preamp	Aux	APos	TPos																																																																																												
Freq	Level	Line Margin	Level	Factor	Loss Factor	Factor	Factor	Factor	Remark																																																																																											
	MHz	dBuV/m	dBuV/m	dB	dBuV	dB/m	dB	dB	cm	deg																																																																																										
1	5500.00	108.84	-----	-----	97.63	32.60	13.44	34.83	0.00	100	54 AVERAGE																																																																																									



Mode	36																																																																																																																																							
	Harmonic																																																																																																																																							
	U-NII-2C_5.47-5.725_802.11n HT20_CH116_5580MHz																																																																																																																																							
ANT	1+2																																																																																																																																							
Pol.	Horizontal	Vertical																																																																																																																																						
Peak Avg	<p>Site : 03CH21-HY Condition: PEAK(UNII) 3m DRH18-E_LE2C03A18EN_240711 HORIZONTAL</p> <table border="1"> <thead> <tr> <th>Limit</th> <th>Read</th> <th>Ant</th> <th>Cable</th> <th>Preamp</th> <th>Aux</th> <th>APos</th> <th>TPos</th> <th>Remark</th> </tr> <tr> <th>Freq</th> <th>Level</th> <th>Line Margin</th> <th>Level</th> <th>Factor</th> <th>Loss Factor</th> <th>Factor</th> <th></th> <th></th> </tr> <tr> <th>MHz</th> <th>dBuV/m</th> <th>dBuV/m</th> <th>dB</th> <th>dBuV</th> <th>dB/m</th> <th>dB</th> <th>dB</th> <th>cm</th> <th>deg</th> </tr> </thead> <tbody> <tr> <td>1</td> <td>11160.00</td> <td>50.53</td> <td>74.00</td> <td>-23.47</td> <td>33.27</td> <td>38.00</td> <td>19.20</td> <td>40.38</td> <td>0.44</td> <td>--</td> <td>--</td> <td>PEAK</td> </tr> <tr> <td>2</td> <td>11160.00</td> <td>39.42</td> <td>54.00</td> <td>-14.58</td> <td>22.16</td> <td>38.00</td> <td>19.20</td> <td>40.38</td> <td>0.44</td> <td>--</td> <td>--</td> <td>AVERAGE</td> </tr> <tr> <td>3</td> <td>16740.00</td> <td>52.16</td> <td>68.20</td> <td>-16.04</td> <td>34.70</td> <td>40.04</td> <td>23.65</td> <td>46.68</td> <td>0.45</td> <td>--</td> <td>--</td> <td>PEAK</td> </tr> </tbody> </table>	Limit	Read	Ant	Cable	Preamp	Aux	APos	TPos	Remark	Freq	Level	Line Margin	Level	Factor	Loss Factor	Factor			MHz	dBuV/m	dBuV/m	dB	dBuV	dB/m	dB	dB	cm	deg	1	11160.00	50.53	74.00	-23.47	33.27	38.00	19.20	40.38	0.44	--	--	PEAK	2	11160.00	39.42	54.00	-14.58	22.16	38.00	19.20	40.38	0.44	--	--	AVERAGE	3	16740.00	52.16	68.20	-16.04	34.70	40.04	23.65	46.68	0.45	--	--	PEAK	<p>Site : 03CH21-HY Condition: PEAK(UNII) 3m DRH18-E_LE2C03A18EN_240711 VERTICAL</p> <table border="1"> <thead> <tr> <th>Limit</th> <th>Read</th> <th>Ant</th> <th>Cable</th> <th>Preamp</th> <th>Aux</th> <th>APos</th> <th>TPos</th> <th>Remark</th> </tr> <tr> <th>Freq</th> <th>Level</th> <th>Line Margin</th> <th>Level</th> <th>Factor</th> <th>Loss Factor</th> <th>Factor</th> <th></th> <th></th> </tr> <tr> <th>MHz</th> <th>dBuV/m</th> <th>dBuV/m</th> <th>dB</th> <th>dBuV</th> <th>dB/m</th> <th>dB</th> <th>dB</th> <th>cm</th> <th>deg</th> </tr> </thead> <tbody> <tr> <td>1</td> <td>11160.00</td> <td>49.71</td> <td>74.00</td> <td>-24.29</td> <td>32.45</td> <td>38.00</td> <td>19.20</td> <td>40.38</td> <td>0.44</td> <td>--</td> <td>--</td> <td>PEAK</td> </tr> <tr> <td>2</td> <td>11160.00</td> <td>41.84</td> <td>54.00</td> <td>-12.16</td> <td>24.58</td> <td>38.00</td> <td>19.20</td> <td>40.38</td> <td>0.44</td> <td>--</td> <td>--</td> <td>AVERAGE</td> </tr> <tr> <td>3</td> <td>16740.00</td> <td>52.46</td> <td>68.20</td> <td>-15.74</td> <td>35.00</td> <td>40.04</td> <td>23.65</td> <td>46.68</td> <td>0.45</td> <td>--</td> <td>--</td> <td>PEAK</td> </tr> </tbody> </table>	Limit	Read	Ant	Cable	Preamp	Aux	APos	TPos	Remark	Freq	Level	Line Margin	Level	Factor	Loss Factor	Factor			MHz	dBuV/m	dBuV/m	dB	dBuV	dB/m	dB	dB	cm	deg	1	11160.00	49.71	74.00	-24.29	32.45	38.00	19.20	40.38	0.44	--	--	PEAK	2	11160.00	41.84	54.00	-12.16	24.58	38.00	19.20	40.38	0.44	--	--	AVERAGE	3	16740.00	52.46	68.20	-15.74	35.00	40.04	23.65	46.68	0.45	--	--	PEAK
	Limit	Read	Ant	Cable	Preamp	Aux	APos	TPos	Remark																																																																																																																															
Freq	Level	Line Margin	Level	Factor	Loss Factor	Factor																																																																																																																																		
MHz	dBuV/m	dBuV/m	dB	dBuV	dB/m	dB	dB	cm	deg																																																																																																																															
1	11160.00	50.53	74.00	-23.47	33.27	38.00	19.20	40.38	0.44	--	--	PEAK																																																																																																																												
2	11160.00	39.42	54.00	-14.58	22.16	38.00	19.20	40.38	0.44	--	--	AVERAGE																																																																																																																												
3	16740.00	52.16	68.20	-16.04	34.70	40.04	23.65	46.68	0.45	--	--	PEAK																																																																																																																												
Limit	Read	Ant	Cable	Preamp	Aux	APos	TPos	Remark																																																																																																																																
Freq	Level	Line Margin	Level	Factor	Loss Factor	Factor																																																																																																																																		
MHz	dBuV/m	dBuV/m	dB	dBuV	dB/m	dB	dB	cm	deg																																																																																																																															
1	11160.00	49.71	74.00	-24.29	32.45	38.00	19.20	40.38	0.44	--	--	PEAK																																																																																																																												
2	11160.00	41.84	54.00	-12.16	24.58	38.00	19.20	40.38	0.44	--	--	AVERAGE																																																																																																																												
3	16740.00	52.46	68.20	-15.74	35.00	40.04	23.65	46.68	0.45	--	--	PEAK																																																																																																																												



Mode	36	
	Harmonic	
	U-NII-2C_5.47-5.725_802.11n HT20_CH116_5580MHz	
ANT	1+2	
Pol.	Horizontal	Vertical
10.6G ~18G Avg	<p>Site : 03CH21-HY Condition: AVG_54 3m DRH18-E_LE2C03A18EN_240711 HORIZONTAL</p>	<p>Site : 03CH21-HY Condition: AVG_54 3m DRH18-E_LE2C03A18EN_240711 VERTICAL</p>

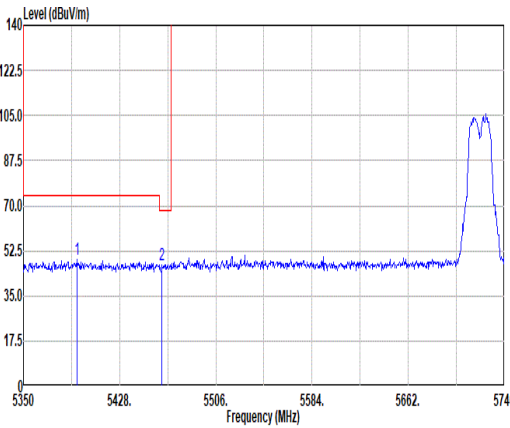
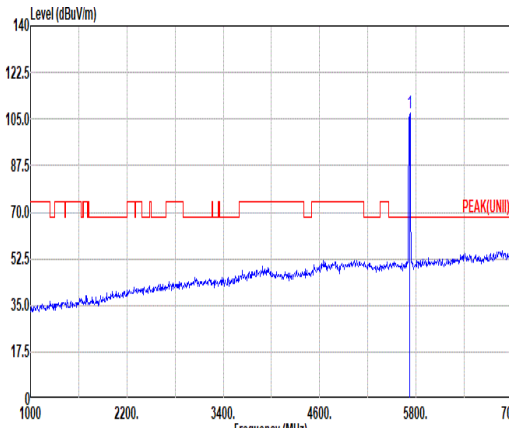
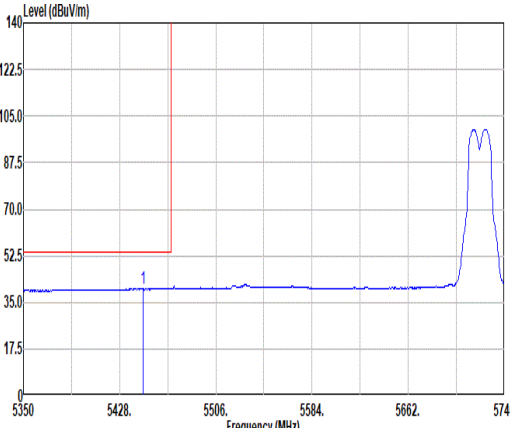
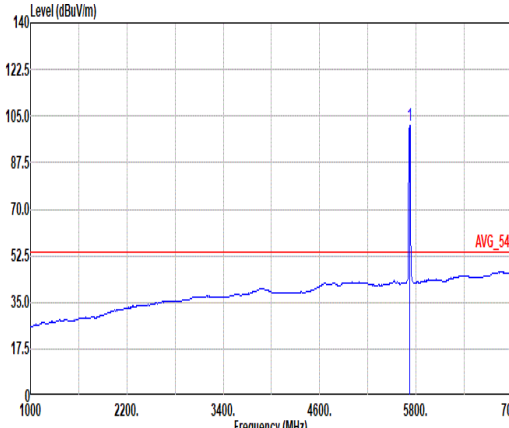


	37																																																																																	
Mode	Band Edge																																																																																	
	U-NII-2C_5.47-5.725_802.11n HT20_CH140_5700MHz																																																																																	
ANT	1+2																																																																																	
Pol.	Horizontal	Fundamental																																																																																
Peak	<p>Site : 03CH21-HY Condition: PEAK_BE(UNII)_B3 3m DRH18-E_LE2C03A18EN_240711 HORIZONTAL : RBW:1000.000kHz VBW:3000.000kHz SWT:Auto</p> <table border="1"> <thead> <tr> <th>Limit</th> <th>Read</th> <th>Ant</th> <th>Cable</th> <th>Preamp</th> <th>Aux</th> <th>APos</th> <th>TPos</th> <th>Remark</th> </tr> <tr> <th>Freq</th> <th>Level</th> <th>Line Margin</th> <th>Level</th> <th>Factor</th> <th>Loss Factor</th> <th>Factor</th> <th></th> <th></th> </tr> <tr> <th>MHz</th> <th>dBuV/m</th> <th>dBuV/m</th> <th>dB</th> <th>dBuV</th> <th>dB/m</th> <th>dB</th> <th>dB</th> <th>cm</th> <th>deg</th> </tr> </thead> <tbody> <tr> <td>1 5748.23</td> <td>50.70</td> <td>68.20</td> <td>-17.50</td> <td>38.32</td> <td>33.69</td> <td>13.73</td> <td>35.04</td> <td>0.00</td> <td>100</td> <td>331</td> <td>PEAK</td> </tr> </tbody> </table>	Limit	Read	Ant	Cable	Preamp	Aux	APos	TPos	Remark	Freq	Level	Line Margin	Level	Factor	Loss Factor	Factor			MHz	dBuV/m	dBuV/m	dB	dBuV	dB/m	dB	dB	cm	deg	1 5748.23	50.70	68.20	-17.50	38.32	33.69	13.73	35.04	0.00	100	331	PEAK	<p>Site : 03CH21-HY Condition: PEAK(UNII) 3m DRH18-E_LE2C03A18EN_240711 HORIZONTAL : RBW:1000.000kHz VBW:3000.000kHz SWT:Auto</p> <table border="1"> <thead> <tr> <th>Limit</th> <th>Read</th> <th>Ant</th> <th>Cable</th> <th>Preamp</th> <th>Aux</th> <th>APos</th> <th>TPos</th> <th>Remark</th> </tr> <tr> <th>Freq</th> <th>Level</th> <th>Line Margin</th> <th>Level</th> <th>Factor</th> <th>Loss Factor</th> <th>Factor</th> <th></th> <th></th> </tr> <tr> <th>MHz</th> <th>dBuV/m</th> <th>dBuV/m</th> <th>dB</th> <th>dBuV</th> <th>dB/m</th> <th>dB</th> <th>dB</th> <th>cm</th> <th>deg</th> </tr> </thead> <tbody> <tr> <td>1 5700.00</td> <td>108.00</td> <td>-----</td> <td>-----</td> <td>96.69</td> <td>33.45</td> <td>13.66</td> <td>35.00</td> <td>0.00</td> <td>100</td> <td>331</td> <td>PEAK</td> </tr> </tbody> </table>	Limit	Read	Ant	Cable	Preamp	Aux	APos	TPos	Remark	Freq	Level	Line Margin	Level	Factor	Loss Factor	Factor			MHz	dBuV/m	dBuV/m	dB	dBuV	dB/m	dB	dB	cm	deg	1 5700.00	108.00	-----	-----	96.69	33.45	13.66	35.00	0.00	100	331	PEAK
Limit	Read	Ant	Cable	Preamp	Aux	APos	TPos	Remark																																																																										
Freq	Level	Line Margin	Level	Factor	Loss Factor	Factor																																																																												
MHz	dBuV/m	dBuV/m	dB	dBuV	dB/m	dB	dB	cm	deg																																																																									
1 5748.23	50.70	68.20	-17.50	38.32	33.69	13.73	35.04	0.00	100	331	PEAK																																																																							
Limit	Read	Ant	Cable	Preamp	Aux	APos	TPos	Remark																																																																										
Freq	Level	Line Margin	Level	Factor	Loss Factor	Factor																																																																												
MHz	dBuV/m	dBuV/m	dB	dBuV	dB/m	dB	dB	cm	deg																																																																									
1 5700.00	108.00	-----	-----	96.69	33.45	13.66	35.00	0.00	100	331	PEAK																																																																							
Avg	Blank	<p>Site : 03CH21-HY Condition: AVG_54 3m DRH18-E_LE2C03A18EN_240711 HORIZONTAL : RBW:1000.000kHz VBW:0.200kHz SWT:Auto</p> <table border="1"> <thead> <tr> <th>Limit</th> <th>Read</th> <th>Ant</th> <th>Cable</th> <th>Preamp</th> <th>Aux</th> <th>APos</th> <th>TPos</th> <th>Remark</th> </tr> <tr> <th>Freq</th> <th>Level</th> <th>Line Margin</th> <th>Level</th> <th>Factor</th> <th>Loss Factor</th> <th>Factor</th> <th></th> <th></th> </tr> <tr> <th>MHz</th> <th>dBuV/m</th> <th>dBuV/m</th> <th>dB</th> <th>dBuV</th> <th>dB/m</th> <th>dB</th> <th>dB</th> <th>cm</th> <th>deg</th> </tr> </thead> <tbody> <tr> <td>1 5700.00</td> <td>100.49</td> <td>-----</td> <td>-----</td> <td>88.31</td> <td>33.52</td> <td>13.67</td> <td>35.01</td> <td>0.00</td> <td>100</td> <td>331</td> <td>AVERAGE</td> </tr> </tbody> </table>	Limit	Read	Ant	Cable	Preamp	Aux	APos	TPos	Remark	Freq	Level	Line Margin	Level	Factor	Loss Factor	Factor			MHz	dBuV/m	dBuV/m	dB	dBuV	dB/m	dB	dB	cm	deg	1 5700.00	100.49	-----	-----	88.31	33.52	13.67	35.01	0.00	100	331	AVERAGE																																								
Limit	Read	Ant	Cable	Preamp	Aux	APos	TPos	Remark																																																																										
Freq	Level	Line Margin	Level	Factor	Loss Factor	Factor																																																																												
MHz	dBuV/m	dBuV/m	dB	dBuV	dB/m	dB	dB	cm	deg																																																																									
1 5700.00	100.49	-----	-----	88.31	33.52	13.67	35.01	0.00	100	331	AVERAGE																																																																							



Mode	37																																																																															
	Band Edge																																																																															
	U-NII-2C_5.47-5.725_802.11n HT20_CH140_5700MHz																																																																															
ANT	1+2																																																																															
Pol.	Vertical	Fundamental																																																																														
Peak	<p>Site : 03CH21-HY Condition: PEAK_BE(UNII)_B3 3m DRH18-E_LE2C03A18EN_240711 VERTICAL : RBW:1000.000kHz VBW:3000.000kHz SWT:Auto</p> <table border="1"> <thead> <tr> <th>Limit</th> <th>Read</th> <th>Ant</th> <th>Cable</th> <th>Preamp</th> <th>Aux</th> <th>APos</th> <th>TPos</th> <th>Remark</th> </tr> <tr> <th>Freq</th> <th>Level</th> <th>Line</th> <th>Margin</th> <th>Level</th> <th>Factor</th> <th>Loss</th> <th>Factor</th> <th>Factor</th> </tr> <tr> <th>MHz</th> <th>dBuV/m</th> <th>dBuV/m</th> <th>dB</th> <th>dBuV</th> <th>dB/m</th> <th>dB</th> <th>dB</th> <th>cm</th> </tr> </thead> <tbody> <tr> <td>1 5725.83</td> <td>55.46</td> <td>68.20</td> <td>-12.74</td> <td>43.18</td> <td>33.60</td> <td>13.70</td> <td>35.02</td> <td>0.00</td> <td>100</td> <td>301</td> <td>PEAK</td> </tr> </tbody> </table>	Limit	Read	Ant	Cable	Preamp	Aux	APos	TPos	Remark	Freq	Level	Line	Margin	Level	Factor	Loss	Factor	Factor	MHz	dBuV/m	dBuV/m	dB	dBuV	dB/m	dB	dB	cm	1 5725.83	55.46	68.20	-12.74	43.18	33.60	13.70	35.02	0.00	100	301	PEAK	<p>Site : 03CH21-HY Condition: PEAK(UNII) 3m DRH18-E_LE2C03A18EN_240711 VERTICAL : RBW:1000.000kHz VBW:3000.000kHz SWT:Auto</p> <table border="1"> <thead> <tr> <th>Limit</th> <th>Read</th> <th>Ant</th> <th>Cable</th> <th>Preamp</th> <th>Aux</th> <th>APos</th> <th>TPos</th> <th>Remark</th> </tr> <tr> <th>Freq</th> <th>Level</th> <th>Line</th> <th>Margin</th> <th>Level</th> <th>Factor</th> <th>Loss</th> <th>Factor</th> <th>Factor</th> </tr> <tr> <th>MHz</th> <th>dBuV/m</th> <th>dBuV/m</th> <th>dB</th> <th>dBuV</th> <th>dB/m</th> <th>dB</th> <th>dB</th> <th>cm</th> </tr> </thead> <tbody> <tr> <td>1 5700.00</td> <td>116.00</td> <td>-----</td> <td>-----</td> <td>103.84</td> <td>33.49</td> <td>13.67</td> <td>35.00</td> <td>0.00</td> <td>100</td> <td>301</td> <td>PEAK</td> </tr> </tbody> </table>	Limit	Read	Ant	Cable	Preamp	Aux	APos	TPos	Remark	Freq	Level	Line	Margin	Level	Factor	Loss	Factor	Factor	MHz	dBuV/m	dBuV/m	dB	dBuV	dB/m	dB	dB	cm	1 5700.00	116.00	-----	-----	103.84	33.49	13.67	35.00	0.00	100	301	PEAK
Limit	Read	Ant	Cable	Preamp	Aux	APos	TPos	Remark																																																																								
Freq	Level	Line	Margin	Level	Factor	Loss	Factor	Factor																																																																								
MHz	dBuV/m	dBuV/m	dB	dBuV	dB/m	dB	dB	cm																																																																								
1 5725.83	55.46	68.20	-12.74	43.18	33.60	13.70	35.02	0.00	100	301	PEAK																																																																					
Limit	Read	Ant	Cable	Preamp	Aux	APos	TPos	Remark																																																																								
Freq	Level	Line	Margin	Level	Factor	Loss	Factor	Factor																																																																								
MHz	dBuV/m	dBuV/m	dB	dBuV	dB/m	dB	dB	cm																																																																								
1 5700.00	116.00	-----	-----	103.84	33.49	13.67	35.00	0.00	100	301	PEAK																																																																					
Avg	Blank	<p>Site : 03CH21-HY Condition: AVG_54 3m DRH18-E_LE2C03A18EN_240711 VERTICAL : RBW:1000.000kHz VBW:0.200kHz SWT:Auto</p> <table border="1"> <thead> <tr> <th>Limit</th> <th>Read</th> <th>Ant</th> <th>Cable</th> <th>Preamp</th> <th>Aux</th> <th>APos</th> <th>TPos</th> <th>Remark</th> </tr> <tr> <th>Freq</th> <th>Level</th> <th>Line</th> <th>Margin</th> <th>Level</th> <th>Factor</th> <th>Loss</th> <th>Factor</th> <th>Factor</th> </tr> <tr> <th>MHz</th> <th>dBuV/m</th> <th>dBuV/m</th> <th>dB</th> <th>dBuV</th> <th>dB/m</th> <th>dB</th> <th>dB</th> <th>cm</th> </tr> </thead> <tbody> <tr> <td>1 5700.00</td> <td>110.34</td> <td>-----</td> <td>-----</td> <td>90.18</td> <td>33.49</td> <td>13.67</td> <td>35.00</td> <td>0.00</td> <td>100</td> <td>301</td> <td>AVERAGE</td> </tr> </tbody> </table>	Limit	Read	Ant	Cable	Preamp	Aux	APos	TPos	Remark	Freq	Level	Line	Margin	Level	Factor	Loss	Factor	Factor	MHz	dBuV/m	dBuV/m	dB	dBuV	dB/m	dB	dB	cm	1 5700.00	110.34	-----	-----	90.18	33.49	13.67	35.00	0.00	100	301	AVERAGE																																							
Limit	Read	Ant	Cable	Preamp	Aux	APos	TPos	Remark																																																																								
Freq	Level	Line	Margin	Level	Factor	Loss	Factor	Factor																																																																								
MHz	dBuV/m	dBuV/m	dB	dBuV	dB/m	dB	dB	cm																																																																								
1 5700.00	110.34	-----	-----	90.18	33.49	13.67	35.00	0.00	100	301	AVERAGE																																																																					



38																																																							
Mode	Band Edge - L																																																						
U-NII-2C_5.47-5.725_802.11n HT20_CH144_5720MHz																																																							
ANT	1+2																																																						
Pol.	Horizontal																																																						
Peak	 <p>Site : 03CH21-HY Condition: STRADDLES U-NII-182A 3m DRH18-E_LE2C03A18EN_240711 HORIZONTAL : RBW:1000.000kHz VBW:3000.000kHz SWT:Auto</p> <table border="1"> <thead> <tr> <th>Limit</th> <th>Read</th> <th>Ant</th> <th>Cable</th> <th>Preamp</th> <th>Aux</th> <th>APos</th> <th>TPos</th> <th>Remark</th> </tr> <tr> <th>Freq</th> <th>Level</th> <th>Line Margin</th> <th>Level</th> <th>Factor</th> <th>Loss</th> <th>Factor</th> <th>Factor</th> <th></th> </tr> <tr> <th>MHz</th> <th>dBuV/m</th> <th>dBuV/m</th> <th>dB</th> <th>dBuV</th> <th>dB/m</th> <th>dB</th> <th>dB</th> <th>cm</th> <th>deg</th> </tr> </thead> <tbody> <tr> <td>1</td> <td>5393.68</td> <td>49.03</td> <td>74.00</td> <td>-24.97</td> <td>38.16</td> <td>32.21</td> <td>13.31</td> <td>34.65</td> <td>0.00</td> <td>115</td> <td>311</td> <td>PEAK</td> </tr> <tr> <td>2</td> <td>5462.32</td> <td>46.95</td> <td>68.20</td> <td>-21.25</td> <td>35.96</td> <td>32.37</td> <td>13.39</td> <td>34.77</td> <td>0.00</td> <td>115</td> <td>311</td> <td>PEAK</td> </tr> </tbody> </table>	Limit	Read	Ant	Cable	Preamp	Aux	APos	TPos	Remark	Freq	Level	Line Margin	Level	Factor	Loss	Factor	Factor		MHz	dBuV/m	dBuV/m	dB	dBuV	dB/m	dB	dB	cm	deg	1	5393.68	49.03	74.00	-24.97	38.16	32.21	13.31	34.65	0.00	115	311	PEAK	2	5462.32	46.95	68.20	-21.25	35.96	32.37	13.39	34.77	0.00	115	311	PEAK
	Limit	Read	Ant	Cable	Preamp	Aux	APos	TPos	Remark																																														
Freq	Level	Line Margin	Level	Factor	Loss	Factor	Factor																																																
MHz	dBuV/m	dBuV/m	dB	dBuV	dB/m	dB	dB	cm	deg																																														
1	5393.68	49.03	74.00	-24.97	38.16	32.21	13.31	34.65	0.00	115	311	PEAK																																											
2	5462.32	46.95	68.20	-21.25	35.96	32.37	13.39	34.77	0.00	115	311	PEAK																																											
 <p>Site : 03CH21-HY Condition: PEAK(UNII) 3m DRH18-E_LE2C03A18EN_240711 HORIZONTAL : RBW:1000.000kHz VBW:3000.000kHz SWT:Auto</p> <table border="1"> <thead> <tr> <th>Limit</th> <th>Read</th> <th>Ant</th> <th>Cable</th> <th>Preamp</th> <th>Aux</th> <th>APos</th> <th>TPos</th> <th>Remark</th> </tr> <tr> <th>Freq</th> <th>Level</th> <th>Line Margin</th> <th>Level</th> <th>Factor</th> <th>Loss</th> <th>Factor</th> <th>Factor</th> <th></th> </tr> <tr> <th>MHz</th> <th>dBuV/m</th> <th>dBuV/m</th> <th>dB</th> <th>dBuV</th> <th>dB/m</th> <th>dB</th> <th>dB</th> <th>cm</th> <th>deg</th> </tr> </thead> <tbody> <tr> <td>1</td> <td>5720.00</td> <td>107.05</td> <td>-----</td> <td>94.77</td> <td>33.61</td> <td>13.70</td> <td>35.03</td> <td>0.00</td> <td>115</td> <td>311</td> <td>PEAK</td> </tr> </tbody> </table>	Limit	Read	Ant	Cable	Preamp	Aux	APos	TPos	Remark	Freq	Level	Line Margin	Level	Factor	Loss	Factor	Factor		MHz	dBuV/m	dBuV/m	dB	dBuV	dB/m	dB	dB	cm	deg	1	5720.00	107.05	-----	94.77	33.61	13.70	35.03	0.00	115	311	PEAK															
Limit	Read	Ant	Cable	Preamp	Aux	APos	TPos	Remark																																															
Freq	Level	Line Margin	Level	Factor	Loss	Factor	Factor																																																
MHz	dBuV/m	dBuV/m	dB	dBuV	dB/m	dB	dB	cm	deg																																														
1	5720.00	107.05	-----	94.77	33.61	13.70	35.03	0.00	115	311	PEAK																																												
Avg	 <p>Site : 03CH21-HY Condition: U-NII-182A AVERAGE 3m DRH18-E_LE2C03A18EN_240711 HORIZONTAL : RBW:1000.000kHz VBW:0.200kHz SWT:Auto</p> <table border="1"> <thead> <tr> <th>Limit</th> <th>Read</th> <th>Ant</th> <th>Cable</th> <th>Preamp</th> <th>Aux</th> <th>APos</th> <th>TPos</th> <th>Remark</th> </tr> <tr> <th>Freq</th> <th>Level</th> <th>Line Margin</th> <th>Level</th> <th>Factor</th> <th>Loss</th> <th>Factor</th> <th>Factor</th> <th></th> </tr> <tr> <th>MHz</th> <th>dBuV/m</th> <th>dBuV/m</th> <th>dB</th> <th>dBuV</th> <th>dB/m</th> <th>dB</th> <th>dB</th> <th>cm</th> <th>deg</th> </tr> </thead> <tbody> <tr> <td>1</td> <td>5447.11</td> <td>40.09</td> <td>54.00</td> <td>-13.91</td> <td>29.17</td> <td>32.29</td> <td>13.37</td> <td>34.74</td> <td>0.00</td> <td>115</td> <td>311</td> <td>AVERAGE</td> </tr> </tbody> </table>	Limit	Read	Ant	Cable	Preamp	Aux	APos	TPos	Remark	Freq	Level	Line Margin	Level	Factor	Loss	Factor	Factor		MHz	dBuV/m	dBuV/m	dB	dBuV	dB/m	dB	dB	cm	deg	1	5447.11	40.09	54.00	-13.91	29.17	32.29	13.37	34.74	0.00	115	311	AVERAGE													
	Limit	Read	Ant	Cable	Preamp	Aux	APos	TPos	Remark																																														
Freq	Level	Line Margin	Level	Factor	Loss	Factor	Factor																																																
MHz	dBuV/m	dBuV/m	dB	dBuV	dB/m	dB	dB	cm	deg																																														
1	5447.11	40.09	54.00	-13.91	29.17	32.29	13.37	34.74	0.00	115	311	AVERAGE																																											
 <p>Site : 03CH21-HY Condition: AVG_54 3m DRH18-E_LE2C03A18EN_240711 HORIZONTAL : RBW:1000.000kHz VBW:0.200kHz SWT:Auto</p> <table border="1"> <thead> <tr> <th>Limit</th> <th>Read</th> <th>Ant</th> <th>Cable</th> <th>Preamp</th> <th>Aux</th> <th>APos</th> <th>TPos</th> <th>Remark</th> </tr> <tr> <th>Freq</th> <th>Level</th> <th>Line Margin</th> <th>Level</th> <th>Factor</th> <th>Loss</th> <th>Factor</th> <th>Factor</th> <th></th> </tr> <tr> <th>MHz</th> <th>dBuV/m</th> <th>dBuV/m</th> <th>dB</th> <th>dBuV</th> <th>dB/m</th> <th>dB</th> <th>dB</th> <th>cm</th> <th>deg</th> </tr> </thead> <tbody> <tr> <td>1</td> <td>5720.00</td> <td>101.66</td> <td>-----</td> <td>89.39</td> <td>33.59</td> <td>13.70</td> <td>35.02</td> <td>0.00</td> <td>115</td> <td>311</td> <td>AVERAGE</td> </tr> </tbody> </table>	Limit	Read	Ant	Cable	Preamp	Aux	APos	TPos	Remark	Freq	Level	Line Margin	Level	Factor	Loss	Factor	Factor		MHz	dBuV/m	dBuV/m	dB	dBuV	dB/m	dB	dB	cm	deg	1	5720.00	101.66	-----	89.39	33.59	13.70	35.02	0.00	115	311	AVERAGE															
Limit	Read	Ant	Cable	Preamp	Aux	APos	TPos	Remark																																															
Freq	Level	Line Margin	Level	Factor	Loss	Factor	Factor																																																
MHz	dBuV/m	dBuV/m	dB	dBuV	dB/m	dB	dB	cm	deg																																														
1	5720.00	101.66	-----	89.39	33.59	13.70	35.02	0.00	115	311	AVERAGE																																												



Mode	38																																						
	Band Edge - R																																						
	U-NII-2C_5.47-5.725_802.11n HT20_CH144_5720MHz																																						
ANT	1+2																																						
Pol.	Horizontal	Fundamental																																					
Peak	<p>Site : 03CH21-HY Condition : STRADDLES U-NII-1&2A 3m DRH18-E_LE2C03A18EH_240711 HORIZONTAL : RBW:1000.000kHz VBW:3000.000kHz SMT:Auto</p> <table border="1"> <thead> <tr> <th>Limit</th> <th>Read</th> <th>Ant</th> <th>Cable</th> <th>Preamp</th> <th>Aux</th> <th>APos</th> <th>TPos</th> </tr> <tr> <th>Freq</th> <th>Level</th> <th>Line Margin</th> <th>Level Factor</th> <th>Loss Factor</th> <th>Factor</th> <th></th> <th>Remark</th> </tr> <tr> <th>MHz</th> <th>dBuV/m</th> <th>dBuV/m</th> <th>dB</th> <th>dBuV</th> <th>dB/m</th> <th>dB</th> <th>dB</th> <th>cm</th> <th>deg</th> </tr> </thead> <tbody> <tr> <td>1 5870.75</td> <td>51.72</td> <td>68.20</td> <td>-16.48</td> <td>39.30</td> <td>33.70</td> <td>13.87</td> <td>35.15</td> <td>0.00</td> <td>115</td> <td>311 PEAK</td> </tr> </tbody> </table>	Limit	Read	Ant	Cable	Preamp	Aux	APos	TPos	Freq	Level	Line Margin	Level Factor	Loss Factor	Factor		Remark	MHz	dBuV/m	dBuV/m	dB	dBuV	dB/m	dB	dB	cm	deg	1 5870.75	51.72	68.20	-16.48	39.30	33.70	13.87	35.15	0.00	115	311 PEAK	Blank
Limit	Read	Ant	Cable	Preamp	Aux	APos	TPos																																
Freq	Level	Line Margin	Level Factor	Loss Factor	Factor		Remark																																
MHz	dBuV/m	dBuV/m	dB	dBuV	dB/m	dB	dB	cm	deg																														
1 5870.75	51.72	68.20	-16.48	39.30	33.70	13.87	35.15	0.00	115	311 PEAK																													

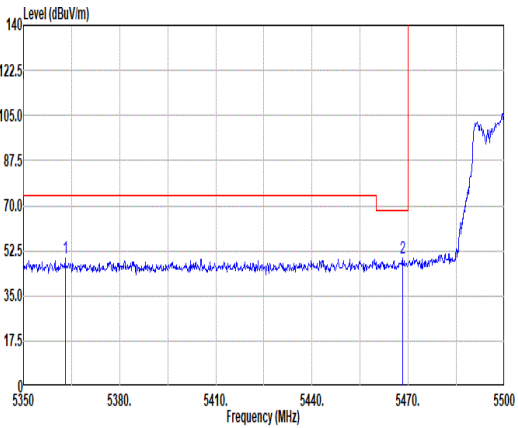
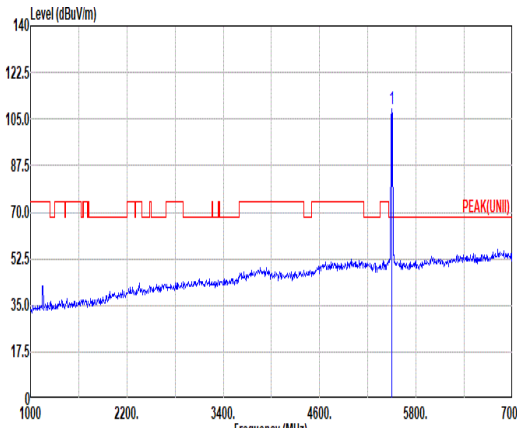
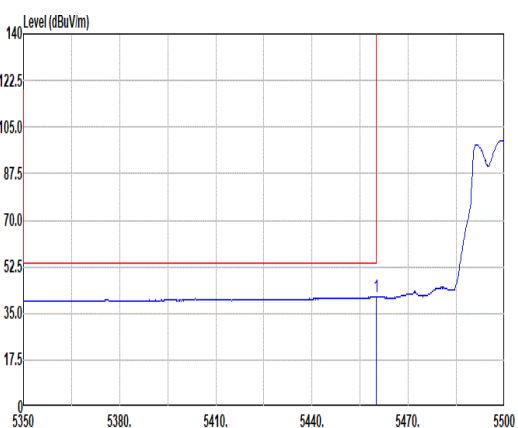
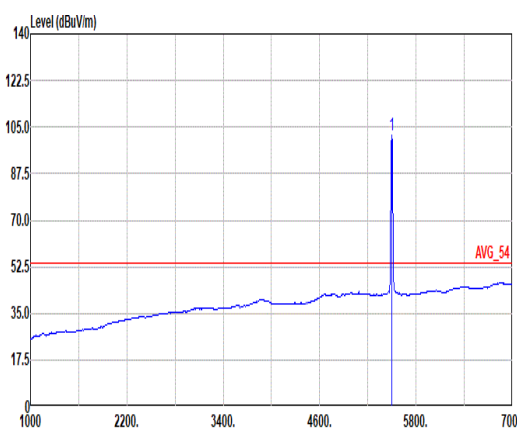


38																																																					
Mode	Band Edge - L																																																				
U-NII-2C_5.47-5.725_802.11n HT20_CH144_5720MHz																																																					
ANT	1+2																																																				
Pol.	Vertical																																																				
Peak	<p>Site : 03CH21-HY Condition: STRADDLES U-NII-182A 3m DRH18-E_LE2C03A18EN_240711 VERTICAL : RBW:1000.000kHz VBW:3000.000kHz SWT:Auto</p> <table border="1"> <thead> <tr> <th>Peak</th> <th>Freq</th> <th>Level</th> <th>Limit</th> <th>Line Margin</th> <th>Read Level</th> <th>Ant Factor</th> <th>Cable Loss</th> <th>Preamp Loss</th> <th>Aux Factor</th> <th>APos</th> <th>TPos</th> <th>Remark</th> </tr> <tr> <th></th> <th>MHz</th> <th>dBuV/m</th> <th>dBuV/m</th> <th>dB</th> <th>dBuV</th> <th>dB/m</th> <th>dB</th> <th>dB</th> <th>dB</th> <th>cm</th> <th>deg</th> <th></th> </tr> </thead> <tbody> <tr> <td>1</td> <td>5363.65</td> <td>50.39</td> <td>74.00</td> <td>-23.61</td> <td>39.44</td> <td>32.27</td> <td>13.28</td> <td>34.60</td> <td>0.00</td> <td>134</td> <td></td> <td>0 PEAK</td> </tr> <tr> <td>2</td> <td>5461.15</td> <td>49.05</td> <td>68.20</td> <td>-19.15</td> <td>38.05</td> <td>32.37</td> <td>13.39</td> <td>34.76</td> <td>0.00</td> <td>134</td> <td></td> <td>0 PEAK</td> </tr> </tbody> </table>	Peak	Freq	Level	Limit	Line Margin	Read Level	Ant Factor	Cable Loss	Preamp Loss	Aux Factor	APos	TPos	Remark		MHz	dBuV/m	dBuV/m	dB	dBuV	dB/m	dB	dB	dB	cm	deg		1	5363.65	50.39	74.00	-23.61	39.44	32.27	13.28	34.60	0.00	134		0 PEAK	2	5461.15	49.05	68.20	-19.15	38.05	32.37	13.39	34.76	0.00	134		0 PEAK
Peak	Freq	Level	Limit	Line Margin	Read Level	Ant Factor	Cable Loss	Preamp Loss	Aux Factor	APos	TPos	Remark																																									
	MHz	dBuV/m	dBuV/m	dB	dBuV	dB/m	dB	dB	dB	cm	deg																																										
1	5363.65	50.39	74.00	-23.61	39.44	32.27	13.28	34.60	0.00	134		0 PEAK																																									
2	5461.15	49.05	68.20	-19.15	38.05	32.37	13.39	34.76	0.00	134		0 PEAK																																									
Peak	<p>Site : 03CH21-HY Condition: PEAK(UNII) 3m DRH18-E_LE2C03A18EN_240711 VERTICAL : RBW:1000.000kHz VBW:3000.000kHz SWT:Auto</p> <table border="1"> <thead> <tr> <th>Peak</th> <th>Freq</th> <th>Level</th> <th>Limit</th> <th>Line Margin</th> <th>Read Level</th> <th>Ant Factor</th> <th>Cable Loss</th> <th>Preamp Loss</th> <th>Aux Factor</th> <th>APos</th> <th>TPos</th> <th>Remark</th> </tr> <tr> <th></th> <th>MHz</th> <th>dBuV/m</th> <th>dBuV/m</th> <th>dB</th> <th>dBuV</th> <th>dB/m</th> <th>dB</th> <th>dB</th> <th>dB</th> <th>cm</th> <th>deg</th> <th></th> </tr> </thead> <tbody> <tr> <td>1</td> <td>5720.00</td> <td>116.63</td> <td>70.00</td> <td>46.63</td> <td>104.40</td> <td>33.56</td> <td>13.69</td> <td>35.02</td> <td>0.00</td> <td>134</td> <td></td> <td>0 PEAK</td> </tr> </tbody> </table>	Peak	Freq	Level	Limit	Line Margin	Read Level	Ant Factor	Cable Loss	Preamp Loss	Aux Factor	APos	TPos	Remark		MHz	dBuV/m	dBuV/m	dB	dBuV	dB/m	dB	dB	dB	cm	deg		1	5720.00	116.63	70.00	46.63	104.40	33.56	13.69	35.02	0.00	134		0 PEAK													
Peak	Freq	Level	Limit	Line Margin	Read Level	Ant Factor	Cable Loss	Preamp Loss	Aux Factor	APos	TPos	Remark																																									
	MHz	dBuV/m	dBuV/m	dB	dBuV	dB/m	dB	dB	dB	cm	deg																																										
1	5720.00	116.63	70.00	46.63	104.40	33.56	13.69	35.02	0.00	134		0 PEAK																																									
Avg	<p>Site : 03CH21-HY Condition: U-NII-182A AVERAGE 3m DRH18-E_LE2C03A18EN_240711 VERTICAL : RBW:1000.000kHz VBW:0.200kHz SWT:Auto</p> <table border="1"> <thead> <tr> <th>Peak</th> <th>Freq</th> <th>Level</th> <th>Limit</th> <th>Line Margin</th> <th>Read Level</th> <th>Ant Factor</th> <th>Cable Loss</th> <th>Preamp Loss</th> <th>Aux Factor</th> <th>APos</th> <th>TPos</th> <th>Remark</th> </tr> <tr> <th></th> <th>MHz</th> <th>dBuV/m</th> <th>dBuV/m</th> <th>dB</th> <th>dBuV</th> <th>dB/m</th> <th>dB</th> <th>dB</th> <th>dB</th> <th>cm</th> <th>deg</th> <th></th> </tr> </thead> <tbody> <tr> <td>1</td> <td>5376.13</td> <td>41.55</td> <td>54.00</td> <td>-12.45</td> <td>30.63</td> <td>32.25</td> <td>13.29</td> <td>34.62</td> <td>0.00</td> <td>134</td> <td></td> <td>0 AVERAGE</td> </tr> </tbody> </table>	Peak	Freq	Level	Limit	Line Margin	Read Level	Ant Factor	Cable Loss	Preamp Loss	Aux Factor	APos	TPos	Remark		MHz	dBuV/m	dBuV/m	dB	dBuV	dB/m	dB	dB	dB	cm	deg		1	5376.13	41.55	54.00	-12.45	30.63	32.25	13.29	34.62	0.00	134		0 AVERAGE													
Peak	Freq	Level	Limit	Line Margin	Read Level	Ant Factor	Cable Loss	Preamp Loss	Aux Factor	APos	TPos	Remark																																									
	MHz	dBuV/m	dBuV/m	dB	dBuV	dB/m	dB	dB	dB	cm	deg																																										
1	5376.13	41.55	54.00	-12.45	30.63	32.25	13.29	34.62	0.00	134		0 AVERAGE																																									
Avg	<p>Site : 03CH21-HY Condition: AVG_54 3m DRH18-E_LE2C03A18EN_240711 VERTICAL : RBW:1000.000kHz VBW:0.200kHz SWT:Auto</p> <table border="1"> <thead> <tr> <th>Peak</th> <th>Freq</th> <th>Level</th> <th>Limit</th> <th>Line Margin</th> <th>Read Level</th> <th>Ant Factor</th> <th>Cable Loss</th> <th>Preamp Loss</th> <th>Aux Factor</th> <th>APos</th> <th>TPos</th> <th>Remark</th> </tr> <tr> <th></th> <th>MHz</th> <th>dBuV/m</th> <th>dBuV/m</th> <th>dB</th> <th>dBuV</th> <th>dB/m</th> <th>dB</th> <th>dB</th> <th>dB</th> <th>cm</th> <th>deg</th> <th></th> </tr> </thead> <tbody> <tr> <td>1</td> <td>5720.00</td> <td>109.57</td> <td>54.00</td> <td>55.57</td> <td>97.34</td> <td>33.56</td> <td>13.69</td> <td>35.02</td> <td>0.00</td> <td>134</td> <td></td> <td>0 AVERAGE</td> </tr> </tbody> </table>	Peak	Freq	Level	Limit	Line Margin	Read Level	Ant Factor	Cable Loss	Preamp Loss	Aux Factor	APos	TPos	Remark		MHz	dBuV/m	dBuV/m	dB	dBuV	dB/m	dB	dB	dB	cm	deg		1	5720.00	109.57	54.00	55.57	97.34	33.56	13.69	35.02	0.00	134		0 AVERAGE													
Peak	Freq	Level	Limit	Line Margin	Read Level	Ant Factor	Cable Loss	Preamp Loss	Aux Factor	APos	TPos	Remark																																									
	MHz	dBuV/m	dBuV/m	dB	dBuV	dB/m	dB	dB	dB	cm	deg																																										
1	5720.00	109.57	54.00	55.57	97.34	33.56	13.69	35.02	0.00	134		0 AVERAGE																																									



Mode	38																																							
	Band Edge - R																																							
	U-NII-2C_5.47-5.725_802.11n HT20_CH144_5720MHz																																							
ANT	1+2																																							
Pol.	Vertical	Fundamental																																						
Peak	<p>Site : 03CH21-HY Condition: STRADDLES U-NII-1&2A 3m DRH18-E_LE2C03A18EH_240711 VERTICAL : RBW:1000.000kHz VBW:3000.000kHz SMT:Auto</p> <table border="1"> <thead> <tr> <th>Limit</th> <th>Read</th> <th>Ant</th> <th>Cable</th> <th>Preamp</th> <th>Aux</th> <th>APos</th> <th>TPos</th> <th>Remark</th> </tr> <tr> <th>Freq</th> <th>Level</th> <th>Line Margin</th> <th>Level Factor</th> <th>Loss Factor</th> <th>Loss Factor</th> <th>Factor</th> <th></th> <th></th> </tr> <tr> <th>MHz</th> <th>dBuV/m</th> <th>dBuV/m</th> <th>dB</th> <th>dBuV</th> <th>dB/m</th> <th>dB</th> <th>dB</th> <th>cm</th> <th>deg</th> </tr> </thead> <tbody> <tr> <td>1 5901.75</td> <td>52.70</td> <td>68.20 -15.50</td> <td>40.27</td> <td>33.70</td> <td>13.91</td> <td>35.18</td> <td>0.00</td> <td>134</td> <td>0 PEAK</td> </tr> </tbody> </table>	Limit	Read	Ant	Cable	Preamp	Aux	APos	TPos	Remark	Freq	Level	Line Margin	Level Factor	Loss Factor	Loss Factor	Factor			MHz	dBuV/m	dBuV/m	dB	dBuV	dB/m	dB	dB	cm	deg	1 5901.75	52.70	68.20 -15.50	40.27	33.70	13.91	35.18	0.00	134	0 PEAK	Blank
Limit	Read	Ant	Cable	Preamp	Aux	APos	TPos	Remark																																
Freq	Level	Line Margin	Level Factor	Loss Factor	Loss Factor	Factor																																		
MHz	dBuV/m	dBuV/m	dB	dBuV	dB/m	dB	dB	cm	deg																															
1 5901.75	52.70	68.20 -15.50	40.27	33.70	13.91	35.18	0.00	134	0 PEAK																															



	39																																																																																												
Mode	Band Edge																																																																																												
	U-NII-2C_5.47-5.725_802.11ax HE20_CH100_5500MHz																																																																																												
ANT	1+2																																																																																												
Pol.	Horizontal	Fundamental																																																																																											
Peak	 <p>Site : 03CH21-HY Condition: PEAK_BE(UNII)_B3 3m DRH18-E_LE2C03A18EN_240711 HORIZONTAL : RBW:1000.000kHz VBW:3000.000kHz SMT:Auto</p> <table border="1"> <thead> <tr> <th>Peak</th> <th>Freq</th> <th>Level</th> <th>Limit</th> <th>Line Margin</th> <th>Read Level</th> <th>Ant Factor</th> <th>Cable Loss</th> <th>Preamp Loss</th> <th>Aux Factor</th> <th>APos</th> <th>TPos</th> <th>Remark</th> </tr> <tr> <th></th> <th>MHz</th> <th>dBuV/m</th> <th>dBuV/m</th> <th>dB</th> <th>dBuV</th> <th>dB/m</th> <th>dB</th> <th>dB</th> <th>dB</th> <th>cm</th> <th>deg</th> <th></th> </tr> </thead> <tbody> <tr> <td>1</td> <td>5363.05</td> <td>49.44</td> <td>74.00</td> <td>-24.56</td> <td>38.48</td> <td>32.27</td> <td>13.28</td> <td>34.59</td> <td>0.00</td> <td>100</td> <td>335</td> <td>PEAK</td> </tr> <tr> <td>2</td> <td>5468.20</td> <td>49.67</td> <td>68.20</td> <td>-18.53</td> <td>38.64</td> <td>32.41</td> <td>13.40</td> <td>34.78</td> <td>0.00</td> <td>100</td> <td>335</td> <td>PEAK</td> </tr> </tbody> </table>	Peak	Freq	Level	Limit	Line Margin	Read Level	Ant Factor	Cable Loss	Preamp Loss	Aux Factor	APos	TPos	Remark		MHz	dBuV/m	dBuV/m	dB	dBuV	dB/m	dB	dB	dB	cm	deg		1	5363.05	49.44	74.00	-24.56	38.48	32.27	13.28	34.59	0.00	100	335	PEAK	2	5468.20	49.67	68.20	-18.53	38.64	32.41	13.40	34.78	0.00	100	335	PEAK	 <p>Site : 03CH21-HY Condition: PEAK(UNII) 3m DRH18-E_LE2C03A18EN_240711 HORIZONTAL : RBW:1000.000kHz VBW:3000.000kHz SMT:Auto</p> <table border="1"> <thead> <tr> <th>Peak</th> <th>Freq</th> <th>Level</th> <th>Limit</th> <th>Line Margin</th> <th>Read Level</th> <th>Ant Factor</th> <th>Cable Loss</th> <th>Preamp Loss</th> <th>Aux Factor</th> <th>APos</th> <th>TPos</th> <th>Remark</th> </tr> <tr> <th></th> <th>MHz</th> <th>dBuV/m</th> <th>dBuV/m</th> <th>dB</th> <th>dBuV</th> <th>dB/m</th> <th>dB</th> <th>dB</th> <th>dB</th> <th>cm</th> <th>deg</th> <th></th> </tr> </thead> <tbody> <tr> <td>1</td> <td>5500.00</td> <td>108.60</td> <td>-----</td> <td>-----</td> <td>97.39</td> <td>32.60</td> <td>13.44</td> <td>34.83</td> <td>0.00</td> <td>100</td> <td>335</td> <td>PEAK</td> </tr> </tbody> </table>	Peak	Freq	Level	Limit	Line Margin	Read Level	Ant Factor	Cable Loss	Preamp Loss	Aux Factor	APos	TPos	Remark		MHz	dBuV/m	dBuV/m	dB	dBuV	dB/m	dB	dB	dB	cm	deg		1	5500.00	108.60	-----	-----	97.39	32.60	13.44	34.83	0.00	100	335	PEAK
Peak	Freq	Level	Limit	Line Margin	Read Level	Ant Factor	Cable Loss	Preamp Loss	Aux Factor	APos	TPos	Remark																																																																																	
	MHz	dBuV/m	dBuV/m	dB	dBuV	dB/m	dB	dB	dB	cm	deg																																																																																		
1	5363.05	49.44	74.00	-24.56	38.48	32.27	13.28	34.59	0.00	100	335	PEAK																																																																																	
2	5468.20	49.67	68.20	-18.53	38.64	32.41	13.40	34.78	0.00	100	335	PEAK																																																																																	
Peak	Freq	Level	Limit	Line Margin	Read Level	Ant Factor	Cable Loss	Preamp Loss	Aux Factor	APos	TPos	Remark																																																																																	
	MHz	dBuV/m	dBuV/m	dB	dBuV	dB/m	dB	dB	dB	cm	deg																																																																																		
1	5500.00	108.60	-----	-----	97.39	32.60	13.44	34.83	0.00	100	335	PEAK																																																																																	
Avg	 <p>Site : 03CH21-HY Condition: AVG_BE(UNII)_B3 3m DRH18-E_LE2C03A18EN_240711 HORIZONTAL : RBW:1000.000kHz VBW:0.200kHz SMT:Auto</p> <table border="1"> <thead> <tr> <th>Peak</th> <th>Freq</th> <th>Level</th> <th>Limit</th> <th>Line Margin</th> <th>Read Level</th> <th>Ant Factor</th> <th>Cable Loss</th> <th>Preamp Loss</th> <th>Aux Factor</th> <th>APos</th> <th>TPos</th> <th>Remark</th> </tr> <tr> <th></th> <th>MHz</th> <th>dBuV/m</th> <th>dBuV/m</th> <th>dB</th> <th>dBuV</th> <th>dB/m</th> <th>dB</th> <th>dB</th> <th>dB</th> <th>cm</th> <th>deg</th> <th></th> </tr> </thead> <tbody> <tr> <td>1</td> <td>5459.95</td> <td>41.28</td> <td>54.00</td> <td>-12.72</td> <td>30.29</td> <td>32.36</td> <td>13.39</td> <td>34.76</td> <td>0.00</td> <td>100</td> <td>335</td> <td>AVERAGE</td> </tr> </tbody> </table>	Peak	Freq	Level	Limit	Line Margin	Read Level	Ant Factor	Cable Loss	Preamp Loss	Aux Factor	APos	TPos	Remark		MHz	dBuV/m	dBuV/m	dB	dBuV	dB/m	dB	dB	dB	cm	deg		1	5459.95	41.28	54.00	-12.72	30.29	32.36	13.39	34.76	0.00	100	335	AVERAGE	 <p>Site : 03CH21-HY Condition: AVG_54 3m DRH18-E_LE2C03A18EN_240711 HORIZONTAL : RBW:1000.000kHz VBW:0.200kHz SMT:Auto</p> <table border="1"> <thead> <tr> <th>Peak</th> <th>Freq</th> <th>Level</th> <th>Limit</th> <th>Line Margin</th> <th>Read Level</th> <th>Ant Factor</th> <th>Cable Loss</th> <th>Preamp Loss</th> <th>Aux Factor</th> <th>APos</th> <th>TPos</th> <th>Remark</th> </tr> <tr> <th></th> <th>MHz</th> <th>dBuV/m</th> <th>dBuV/m</th> <th>dB</th> <th>dBuV</th> <th>dB/m</th> <th>dB</th> <th>dB</th> <th>dB</th> <th>cm</th> <th>deg</th> <th></th> </tr> </thead> <tbody> <tr> <td>1</td> <td>5500.00</td> <td>102.13</td> <td>-----</td> <td>-----</td> <td>90.92</td> <td>32.60</td> <td>13.44</td> <td>34.83</td> <td>0.00</td> <td>100</td> <td>335</td> <td>AVERAGE</td> </tr> </tbody> </table>	Peak	Freq	Level	Limit	Line Margin	Read Level	Ant Factor	Cable Loss	Preamp Loss	Aux Factor	APos	TPos	Remark		MHz	dBuV/m	dBuV/m	dB	dBuV	dB/m	dB	dB	dB	cm	deg		1	5500.00	102.13	-----	-----	90.92	32.60	13.44	34.83	0.00	100	335	AVERAGE													
Peak	Freq	Level	Limit	Line Margin	Read Level	Ant Factor	Cable Loss	Preamp Loss	Aux Factor	APos	TPos	Remark																																																																																	
	MHz	dBuV/m	dBuV/m	dB	dBuV	dB/m	dB	dB	dB	cm	deg																																																																																		
1	5459.95	41.28	54.00	-12.72	30.29	32.36	13.39	34.76	0.00	100	335	AVERAGE																																																																																	
Peak	Freq	Level	Limit	Line Margin	Read Level	Ant Factor	Cable Loss	Preamp Loss	Aux Factor	APos	TPos	Remark																																																																																	
	MHz	dBuV/m	dBuV/m	dB	dBuV	dB/m	dB	dB	dB	cm	deg																																																																																		
1	5500.00	102.13	-----	-----	90.92	32.60	13.44	34.83	0.00	100	335	AVERAGE																																																																																	



		39																																																																																											
Mode	Band Edge																																																																																												
	U-NII-2C_5.47-5.725_802.11ax HE20_CH100_5500MHz																																																																																												
ANT	1+2																																																																																												
Pol.	Vertical	Fundamental																																																																																											
Peak	<p>Site : 03CH21-HY Condition: PEAK_BE(UNII)_B3 3m DRH18-E_LE2C03A18EN_240711 VERTICAL : RBW:1000.000kHz VBW:3000.000kHz SMT:Auto</p> <table border="1"> <thead> <tr> <th>Peak</th> <th>Freq</th> <th>Level</th> <th>Limit</th> <th>Line Margin</th> <th>Read Level</th> <th>Ant Factor</th> <th>Cable Loss</th> <th>Preamp Loss</th> <th>Aux Loss</th> <th>APos</th> <th>TPos</th> <th>Remark</th> </tr> <tr> <th>1</th> <th>MHz</th> <th>dBuV/m</th> <th>dBuV/m</th> <th>dB</th> <th>dBuV</th> <th>dB/m</th> <th>dB</th> <th>dB</th> <th>dB</th> <th>cm</th> <th>deg</th> <th></th> </tr> </thead> <tbody> <tr> <td>1</td> <td>5443.90</td> <td>50.97</td> <td>74.00</td> <td>-23.03</td> <td>40.04</td> <td>32.29</td> <td>13.37</td> <td>34.73</td> <td>0.00</td> <td>100</td> <td>53</td> <td>PEAK</td> </tr> <tr> <td>2</td> <td>5466.10</td> <td>52.36</td> <td>68.20</td> <td>-15.84</td> <td>41.33</td> <td>32.40</td> <td>13.40</td> <td>34.77</td> <td>0.00</td> <td>100</td> <td>53</td> <td>PEAK</td> </tr> </tbody> </table>	Peak	Freq	Level	Limit	Line Margin	Read Level	Ant Factor	Cable Loss	Preamp Loss	Aux Loss	APos	TPos	Remark	1	MHz	dBuV/m	dBuV/m	dB	dBuV	dB/m	dB	dB	dB	cm	deg		1	5443.90	50.97	74.00	-23.03	40.04	32.29	13.37	34.73	0.00	100	53	PEAK	2	5466.10	52.36	68.20	-15.84	41.33	32.40	13.40	34.77	0.00	100	53	PEAK	<p>Site : 03CH21-HY Condition: PEAK(UNII) 3m DRH18-E_LE2C03A18EN_240711 VERTICAL : RBW:1000.000kHz VBW:3000.000kHz SMT:Auto</p> <table border="1"> <thead> <tr> <th>Peak</th> <th>Freq</th> <th>Level</th> <th>Limit</th> <th>Line Margin</th> <th>Read Level</th> <th>Ant Factor</th> <th>Cable Loss</th> <th>Preamp Loss</th> <th>Aux Loss</th> <th>APos</th> <th>TPos</th> <th>Remark</th> </tr> <tr> <th>1</th> <th>MHz</th> <th>dBuV/m</th> <th>dBuV/m</th> <th>dB</th> <th>dBuV</th> <th>dB/m</th> <th>dB</th> <th>dB</th> <th>dB</th> <th>cm</th> <th>deg</th> <th></th> </tr> </thead> <tbody> <tr> <td>1</td> <td>5500.00</td> <td>115.55</td> <td>-----</td> <td>-----</td> <td>104.34</td> <td>32.60</td> <td>13.44</td> <td>34.83</td> <td>0.00</td> <td>100</td> <td>53</td> <td>PEAK</td> </tr> </tbody> </table>	Peak	Freq	Level	Limit	Line Margin	Read Level	Ant Factor	Cable Loss	Preamp Loss	Aux Loss	APos	TPos	Remark	1	MHz	dBuV/m	dBuV/m	dB	dBuV	dB/m	dB	dB	dB	cm	deg		1	5500.00	115.55	-----	-----	104.34	32.60	13.44	34.83	0.00	100	53	PEAK
	Peak	Freq	Level	Limit	Line Margin	Read Level	Ant Factor	Cable Loss	Preamp Loss	Aux Loss	APos	TPos	Remark																																																																																
1	MHz	dBuV/m	dBuV/m	dB	dBuV	dB/m	dB	dB	dB	cm	deg																																																																																		
1	5443.90	50.97	74.00	-23.03	40.04	32.29	13.37	34.73	0.00	100	53	PEAK																																																																																	
2	5466.10	52.36	68.20	-15.84	41.33	32.40	13.40	34.77	0.00	100	53	PEAK																																																																																	
Peak	Freq	Level	Limit	Line Margin	Read Level	Ant Factor	Cable Loss	Preamp Loss	Aux Loss	APos	TPos	Remark																																																																																	
1	MHz	dBuV/m	dBuV/m	dB	dBuV	dB/m	dB	dB	dB	cm	deg																																																																																		
1	5500.00	115.55	-----	-----	104.34	32.60	13.44	34.83	0.00	100	53	PEAK																																																																																	
Avg	<p>Site : 03CH21-HY Condition: AVG_BE(UNII)_B3 3m DRH18-E_LE2C03A18EN_240711 VERTICAL : RBW:1000.000kHz VBW:0.200kHz SMT:Auto</p> <table border="1"> <thead> <tr> <th>Peak</th> <th>Freq</th> <th>Level</th> <th>Limit</th> <th>Line Margin</th> <th>Read Level</th> <th>Ant Factor</th> <th>Cable Loss</th> <th>Preamp Loss</th> <th>Aux Loss</th> <th>APos</th> <th>TPos</th> <th>Remark</th> </tr> <tr> <th>1</th> <th>MHz</th> <th>dBuV/m</th> <th>dBuV/m</th> <th>dB</th> <th>dBuV</th> <th>dB/m</th> <th>dB</th> <th>dB</th> <th>dB</th> <th>cm</th> <th>deg</th> <th></th> </tr> </thead> <tbody> <tr> <td>1</td> <td>5459.95</td> <td>43.46</td> <td>54.00</td> <td>-10.54</td> <td>32.47</td> <td>32.36</td> <td>13.39</td> <td>34.76</td> <td>0.00</td> <td>100</td> <td>53</td> <td>AVERAGE</td> </tr> </tbody> </table>	Peak	Freq	Level	Limit	Line Margin	Read Level	Ant Factor	Cable Loss	Preamp Loss	Aux Loss	APos	TPos	Remark	1	MHz	dBuV/m	dBuV/m	dB	dBuV	dB/m	dB	dB	dB	cm	deg		1	5459.95	43.46	54.00	-10.54	32.47	32.36	13.39	34.76	0.00	100	53	AVERAGE	<p>Site : 03CH21-HY Condition: AVG_54 3m DRH18-E_LE2C03A18EN_240711 VERTICAL : RBW:1000.000kHz VBW:0.200kHz SMT:Auto</p> <table border="1"> <thead> <tr> <th>Peak</th> <th>Freq</th> <th>Level</th> <th>Limit</th> <th>Line Margin</th> <th>Read Level</th> <th>Ant Factor</th> <th>Cable Loss</th> <th>Preamp Loss</th> <th>Aux Loss</th> <th>APos</th> <th>TPos</th> <th>Remark</th> </tr> <tr> <th>1</th> <th>MHz</th> <th>dBuV/m</th> <th>dBuV/m</th> <th>dB</th> <th>dBuV</th> <th>dB/m</th> <th>dB</th> <th>dB</th> <th>dB</th> <th>cm</th> <th>deg</th> <th></th> </tr> </thead> <tbody> <tr> <td>1</td> <td>5500.00</td> <td>108.14</td> <td>-----</td> <td>-----</td> <td>96.93</td> <td>32.60</td> <td>13.44</td> <td>34.83</td> <td>0.00</td> <td>100</td> <td>53</td> <td>AVERAGE</td> </tr> </tbody> </table>	Peak	Freq	Level	Limit	Line Margin	Read Level	Ant Factor	Cable Loss	Preamp Loss	Aux Loss	APos	TPos	Remark	1	MHz	dBuV/m	dBuV/m	dB	dBuV	dB/m	dB	dB	dB	cm	deg		1	5500.00	108.14	-----	-----	96.93	32.60	13.44	34.83	0.00	100	53	AVERAGE													
	Peak	Freq	Level	Limit	Line Margin	Read Level	Ant Factor	Cable Loss	Preamp Loss	Aux Loss	APos	TPos	Remark																																																																																
1	MHz	dBuV/m	dBuV/m	dB	dBuV	dB/m	dB	dB	dB	cm	deg																																																																																		
1	5459.95	43.46	54.00	-10.54	32.47	32.36	13.39	34.76	0.00	100	53	AVERAGE																																																																																	
Peak	Freq	Level	Limit	Line Margin	Read Level	Ant Factor	Cable Loss	Preamp Loss	Aux Loss	APos	TPos	Remark																																																																																	
1	MHz	dBuV/m	dBuV/m	dB	dBuV	dB/m	dB	dB	dB	cm	deg																																																																																		
1	5500.00	108.14	-----	-----	96.93	32.60	13.44	34.83	0.00	100	53	AVERAGE																																																																																	

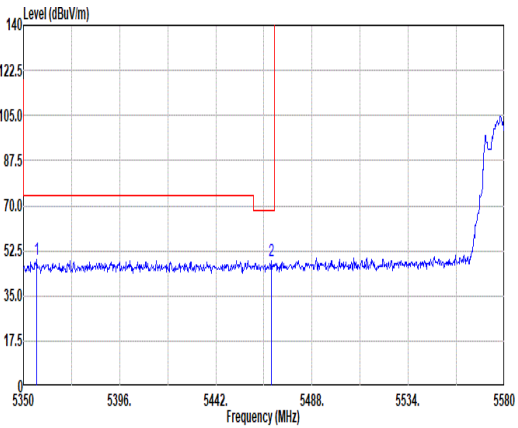
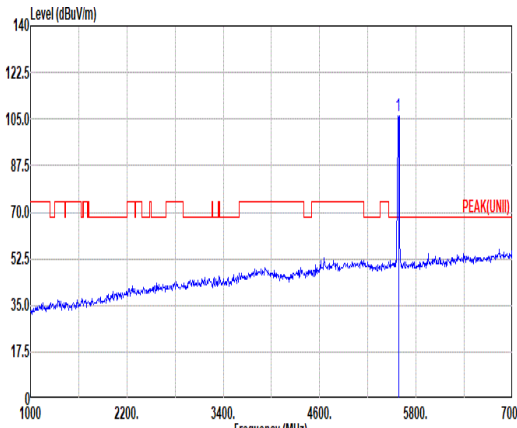
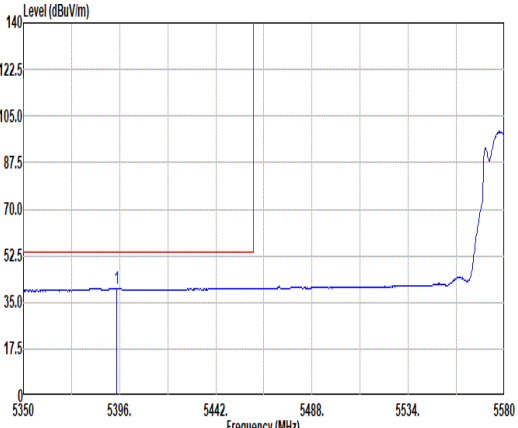
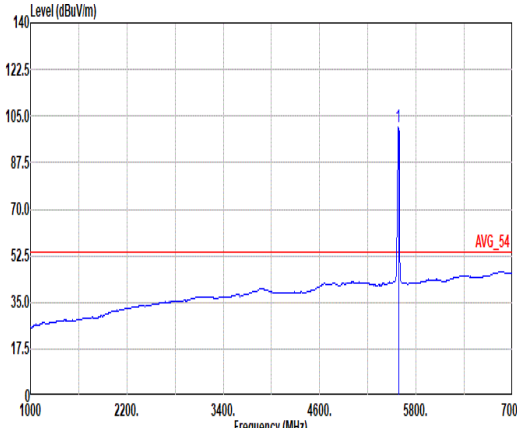


Mode	39																																																																																																																																							
	Harmonic																																																																																																																																							
	U-NII-2C_5.47-5.725_802.11ax HE20_CH100_5500MHz																																																																																																																																							
ANT	1+2																																																																																																																																							
Pol.	Horizontal	Vertical																																																																																																																																						
Peak Avg	<p>Site : 03CH21-HY Condition: PEAK(UNII) 3m DRH18-E_LE2C03A18EN_240711 HORIZONTAL</p> <table border="1"> <thead> <tr> <th>Limit</th> <th>Read</th> <th>Ant</th> <th>Cable</th> <th>Preamp</th> <th>Aux</th> <th>APos</th> <th>TPos</th> <th>Remark</th> </tr> <tr> <th>Freq</th> <th>Level</th> <th>Line Margin</th> <th>Level</th> <th>Factor</th> <th>Loss Factor</th> <th>Factor</th> <th></th> <th></th> </tr> <tr> <th>MHz</th> <th>dBuV/m</th> <th>dBuV/m</th> <th>dB</th> <th>dBuV</th> <th>dB/m</th> <th>dB</th> <th>dB</th> <th>cm</th> <th>deg</th> </tr> </thead> <tbody> <tr> <td>1</td> <td>11000.00</td> <td>50.03</td> <td>74.00</td> <td>-23.97</td> <td>33.11</td> <td>37.70</td> <td>19.05</td> <td>40.27</td> <td>0.44</td> <td>--</td> <td>--</td> <td>PEAK</td> </tr> <tr> <td>2</td> <td>11000.00</td> <td>41.15</td> <td>54.00</td> <td>-12.85</td> <td>24.23</td> <td>37.70</td> <td>19.05</td> <td>40.27</td> <td>0.44</td> <td>--</td> <td>--</td> <td>AVERAGE</td> </tr> <tr> <td>3</td> <td>16500.00</td> <td>53.13</td> <td>68.20</td> <td>-15.07</td> <td>35.50</td> <td>40.40</td> <td>23.49</td> <td>46.71</td> <td>0.45</td> <td>--</td> <td>--</td> <td>PEAK</td> </tr> </tbody> </table>	Limit	Read	Ant	Cable	Preamp	Aux	APos	TPos	Remark	Freq	Level	Line Margin	Level	Factor	Loss Factor	Factor			MHz	dBuV/m	dBuV/m	dB	dBuV	dB/m	dB	dB	cm	deg	1	11000.00	50.03	74.00	-23.97	33.11	37.70	19.05	40.27	0.44	--	--	PEAK	2	11000.00	41.15	54.00	-12.85	24.23	37.70	19.05	40.27	0.44	--	--	AVERAGE	3	16500.00	53.13	68.20	-15.07	35.50	40.40	23.49	46.71	0.45	--	--	PEAK	<p>Site : 03CH21-HY Condition: PEAK(UNII) 3m DRH18-E_LE2C03A18EN_240711 VERTICAL</p> <table border="1"> <thead> <tr> <th>Limit</th> <th>Read</th> <th>Ant</th> <th>Cable</th> <th>Preamp</th> <th>Aux</th> <th>APos</th> <th>TPos</th> <th>Remark</th> </tr> <tr> <th>Freq</th> <th>Level</th> <th>Line Margin</th> <th>Level</th> <th>Factor</th> <th>Loss Factor</th> <th>Factor</th> <th></th> <th></th> </tr> <tr> <th>MHz</th> <th>dBuV/m</th> <th>dBuV/m</th> <th>dB</th> <th>dBuV</th> <th>dB/m</th> <th>dB</th> <th>dB</th> <th>cm</th> <th>deg</th> </tr> </thead> <tbody> <tr> <td>1</td> <td>11000.00</td> <td>48.09</td> <td>74.00</td> <td>-25.11</td> <td>31.97</td> <td>37.70</td> <td>19.05</td> <td>40.27</td> <td>0.44</td> <td>--</td> <td>--</td> <td>PEAK</td> </tr> <tr> <td>2</td> <td>11000.00</td> <td>40.25</td> <td>54.00</td> <td>-13.75</td> <td>23.33</td> <td>37.70</td> <td>19.05</td> <td>40.27</td> <td>0.44</td> <td>--</td> <td>--</td> <td>AVERAGE</td> </tr> <tr> <td>3</td> <td>16500.00</td> <td>52.77</td> <td>68.20</td> <td>-15.43</td> <td>35.14</td> <td>40.40</td> <td>23.49</td> <td>46.71</td> <td>0.45</td> <td>--</td> <td>--</td> <td>PEAK</td> </tr> </tbody> </table>	Limit	Read	Ant	Cable	Preamp	Aux	APos	TPos	Remark	Freq	Level	Line Margin	Level	Factor	Loss Factor	Factor			MHz	dBuV/m	dBuV/m	dB	dBuV	dB/m	dB	dB	cm	deg	1	11000.00	48.09	74.00	-25.11	31.97	37.70	19.05	40.27	0.44	--	--	PEAK	2	11000.00	40.25	54.00	-13.75	23.33	37.70	19.05	40.27	0.44	--	--	AVERAGE	3	16500.00	52.77	68.20	-15.43	35.14	40.40	23.49	46.71	0.45	--	--	PEAK
	Limit	Read	Ant	Cable	Preamp	Aux	APos	TPos	Remark																																																																																																																															
Freq	Level	Line Margin	Level	Factor	Loss Factor	Factor																																																																																																																																		
MHz	dBuV/m	dBuV/m	dB	dBuV	dB/m	dB	dB	cm	deg																																																																																																																															
1	11000.00	50.03	74.00	-23.97	33.11	37.70	19.05	40.27	0.44	--	--	PEAK																																																																																																																												
2	11000.00	41.15	54.00	-12.85	24.23	37.70	19.05	40.27	0.44	--	--	AVERAGE																																																																																																																												
3	16500.00	53.13	68.20	-15.07	35.50	40.40	23.49	46.71	0.45	--	--	PEAK																																																																																																																												
Limit	Read	Ant	Cable	Preamp	Aux	APos	TPos	Remark																																																																																																																																
Freq	Level	Line Margin	Level	Factor	Loss Factor	Factor																																																																																																																																		
MHz	dBuV/m	dBuV/m	dB	dBuV	dB/m	dB	dB	cm	deg																																																																																																																															
1	11000.00	48.09	74.00	-25.11	31.97	37.70	19.05	40.27	0.44	--	--	PEAK																																																																																																																												
2	11000.00	40.25	54.00	-13.75	23.33	37.70	19.05	40.27	0.44	--	--	AVERAGE																																																																																																																												
3	16500.00	52.77	68.20	-15.43	35.14	40.40	23.49	46.71	0.45	--	--	PEAK																																																																																																																												



Mode	39	
	Harmonic	
	U-NII-2C_5.47-5.725_802.11ax HE20_CH100_5500MHz	
ANT	1+2	
Pol.	Horizontal	Vertical
10.6G ~18G Avg	<p>Site : 03CH21-HY Condition: AVG_54 3m DRH18-E_LE2C03A18EN_240711 HORIZONTAL</p>	<p>Site : 03CH21-HY Condition: AVG_54 3m DRH18-E_LE2C03A18EN_240711 VERTICAL</p>



		40																																																																																	
Mode		Band Edge - L																																																																																	
		U-NII-2C_5.47-5.725_802.11ax HE20_CH116_5580MHz																																																																																	
ANT		1+2																																																																																	
Pol.	Horizontal	Fundamental																																																																																	
Peak	 <p>Site : 03CH21-HY Condition: PEAK_BE(UNII)_B3 3m DRH18-E_LE2C03A18EN_240711 HORIZONTAL : RBW:1000.000kHz VBW:3000.000kHz SWT:Auto</p> <table border="1"> <thead> <tr> <th>Limit</th> <th>Read</th> <th>Ant</th> <th>Cable</th> <th>Preamp</th> <th>Aux</th> <th>APos</th> <th>TPos</th> <th>Remark</th> </tr> <tr> <th>Freq Level Line Margin</th> <th>Level Factor</th> <th>Loss Factor</th> <th>Loss Factor</th> <th>Factor</th> <th>Factor</th> <th>cm</th> <th>deg</th> <th></th> </tr> <tr> <th>MHz dBuV/m dBuV/m dB</th> <th>dBuV dB/m dB</th> <th>dB</th> <th>dB</th> <th>dB</th> <th>dB</th> <th>cm</th> <th>deg</th> <th></th> </tr> </thead> <tbody> <tr> <td>1 5356.44 48.89 74.00 -25.11</td> <td>37.91 32.29</td> <td>13.27</td> <td>34.58</td> <td>0.00</td> <td>100</td> <td>100</td> <td>331</td> <td>PEAK</td> </tr> <tr> <td>2 5468.68 48.54 68.20 -19.66</td> <td>37.51 32.41</td> <td>13.40</td> <td>34.78</td> <td>0.00</td> <td>100</td> <td>100</td> <td>331</td> <td>PEAK</td> </tr> </tbody> </table>	Limit	Read	Ant	Cable	Preamp	Aux	APos	TPos	Remark	Freq Level Line Margin	Level Factor	Loss Factor	Loss Factor	Factor	Factor	cm	deg		MHz dBuV/m dBuV/m dB	dBuV dB/m dB	dB	dB	dB	dB	cm	deg		1 5356.44 48.89 74.00 -25.11	37.91 32.29	13.27	34.58	0.00	100	100	331	PEAK	2 5468.68 48.54 68.20 -19.66	37.51 32.41	13.40	34.78	0.00	100	100	331	PEAK	 <p>Site : 03CH21-HY Condition: PEAK(UNII) 3m DRH18-E_LE2C03A18EN_240711 HORIZONTAL : RBW:1000.000kHz VBW:3000.000kHz SWT:Auto</p> <table border="1"> <thead> <tr> <th>Limit</th> <th>Read</th> <th>Ant</th> <th>Cable</th> <th>Preamp</th> <th>Aux</th> <th>APos</th> <th>TPos</th> <th>Remark</th> </tr> <tr> <th>Freq Level Line Margin</th> <th>Level Factor</th> <th>Loss Factor</th> <th>Loss Factor</th> <th>Factor</th> <th>Factor</th> <th>cm</th> <th>deg</th> <th></th> </tr> <tr> <th>MHz dBuV/m dBuV/m dB</th> <th>dBuV dB/m dB</th> <th>dB</th> <th>dB</th> <th>dB</th> <th>dB</th> <th>cm</th> <th>deg</th> <th></th> </tr> </thead> <tbody> <tr> <td>1 5580.00 106.38</td> <td>-----</td> <td>94.90</td> <td>32.86</td> <td>13.52</td> <td>34.90</td> <td>0.00</td> <td>100</td> <td>331 PEAK</td> </tr> </tbody> </table>	Limit	Read	Ant	Cable	Preamp	Aux	APos	TPos	Remark	Freq Level Line Margin	Level Factor	Loss Factor	Loss Factor	Factor	Factor	cm	deg		MHz dBuV/m dBuV/m dB	dBuV dB/m dB	dB	dB	dB	dB	cm	deg		1 5580.00 106.38	-----	94.90	32.86	13.52	34.90	0.00	100	331 PEAK
	Limit	Read	Ant	Cable	Preamp	Aux	APos	TPos	Remark																																																																										
Freq Level Line Margin	Level Factor	Loss Factor	Loss Factor	Factor	Factor	cm	deg																																																																												
MHz dBuV/m dBuV/m dB	dBuV dB/m dB	dB	dB	dB	dB	cm	deg																																																																												
1 5356.44 48.89 74.00 -25.11	37.91 32.29	13.27	34.58	0.00	100	100	331	PEAK																																																																											
2 5468.68 48.54 68.20 -19.66	37.51 32.41	13.40	34.78	0.00	100	100	331	PEAK																																																																											
Limit	Read	Ant	Cable	Preamp	Aux	APos	TPos	Remark																																																																											
Freq Level Line Margin	Level Factor	Loss Factor	Loss Factor	Factor	Factor	cm	deg																																																																												
MHz dBuV/m dBuV/m dB	dBuV dB/m dB	dB	dB	dB	dB	cm	deg																																																																												
1 5580.00 106.38	-----	94.90	32.86	13.52	34.90	0.00	100	331 PEAK																																																																											
Avg	 <p>Site : 03CH21-HY Condition: AVG_BE(UNII)_B3 3m DRH18-E_LE2C03A18EN_240711 HORIZONTAL : RBW:1000.000kHz VBW:0.200kHz SWT:Auto</p> <table border="1"> <thead> <tr> <th>Limit</th> <th>Read</th> <th>Ant</th> <th>Cable</th> <th>Preamp</th> <th>Aux</th> <th>APos</th> <th>TPos</th> <th>Remark</th> </tr> <tr> <th>Freq Level Line Margin</th> <th>Level Factor</th> <th>Loss Factor</th> <th>Loss Factor</th> <th>Factor</th> <th>Factor</th> <th>cm</th> <th>deg</th> <th></th> </tr> <tr> <th>MHz dBuV/m dBuV/m dB</th> <th>dBuV dB/m dB</th> <th>dB</th> <th>dB</th> <th>dB</th> <th>dB</th> <th>cm</th> <th>deg</th> <th></th> </tr> </thead> <tbody> <tr> <td>1 5394.62 40.29 54.00 -13.71</td> <td>29.42 32.21</td> <td>13.31</td> <td>34.65</td> <td>0.00</td> <td>100</td> <td>100</td> <td>331</td> <td>AVERAGE</td> </tr> </tbody> </table>	Limit	Read	Ant	Cable	Preamp	Aux	APos	TPos	Remark	Freq Level Line Margin	Level Factor	Loss Factor	Loss Factor	Factor	Factor	cm	deg		MHz dBuV/m dBuV/m dB	dBuV dB/m dB	dB	dB	dB	dB	cm	deg		1 5394.62 40.29 54.00 -13.71	29.42 32.21	13.31	34.65	0.00	100	100	331	AVERAGE	 <p>Site : 03CH21-HY Condition: AVG_54 3m DRH18-E_LE2C03A18EN_240711 HORIZONTAL : RBW:1000.000kHz VBW:0.200kHz SWT:Auto</p> <table border="1"> <thead> <tr> <th>Limit</th> <th>Read</th> <th>Ant</th> <th>Cable</th> <th>Preamp</th> <th>Aux</th> <th>APos</th> <th>TPos</th> <th>Remark</th> </tr> <tr> <th>Freq Level Line Margin</th> <th>Level Factor</th> <th>Loss Factor</th> <th>Loss Factor</th> <th>Factor</th> <th>Factor</th> <th>cm</th> <th>deg</th> <th></th> </tr> <tr> <th>MHz dBuV/m dBuV/m dB</th> <th>dBuV dB/m dB</th> <th>dB</th> <th>dB</th> <th>dB</th> <th>dB</th> <th>cm</th> <th>deg</th> <th></th> </tr> </thead> <tbody> <tr> <td>1 5580.00 101.05</td> <td>-----</td> <td>89.57</td> <td>32.86</td> <td>13.52</td> <td>34.90</td> <td>0.00</td> <td>100</td> <td>331 AVERAGE</td> </tr> </tbody> </table>	Limit	Read	Ant	Cable	Preamp	Aux	APos	TPos	Remark	Freq Level Line Margin	Level Factor	Loss Factor	Loss Factor	Factor	Factor	cm	deg		MHz dBuV/m dBuV/m dB	dBuV dB/m dB	dB	dB	dB	dB	cm	deg		1 5580.00 101.05	-----	89.57	32.86	13.52	34.90	0.00	100	331 AVERAGE									
	Limit	Read	Ant	Cable	Preamp	Aux	APos	TPos	Remark																																																																										
Freq Level Line Margin	Level Factor	Loss Factor	Loss Factor	Factor	Factor	cm	deg																																																																												
MHz dBuV/m dBuV/m dB	dBuV dB/m dB	dB	dB	dB	dB	cm	deg																																																																												
1 5394.62 40.29 54.00 -13.71	29.42 32.21	13.31	34.65	0.00	100	100	331	AVERAGE																																																																											
Limit	Read	Ant	Cable	Preamp	Aux	APos	TPos	Remark																																																																											
Freq Level Line Margin	Level Factor	Loss Factor	Loss Factor	Factor	Factor	cm	deg																																																																												
MHz dBuV/m dBuV/m dB	dBuV dB/m dB	dB	dB	dB	dB	cm	deg																																																																												
1 5580.00 101.05	-----	89.57	32.86	13.52	34.90	0.00	100	331 AVERAGE																																																																											



Mode	40																																									
	Band Edge - R																																									
	U-NII-2C_5.47-5.725_802.11ax HE20_CH116_5580MHz																																									
ANT	1+2																																									
Pol.	Horizontal	Fundamental																																								
Peak	<p>Site : 03CH21-HY Condition: PEAK_BE(U-NII)_B3 3m DRH18-E_LE2C03A18EN_240711 HORIZONTAL : RBW:1000.000kHz VBW:3000.000kHz SMT:Auto</p> <table border="1"> <thead> <tr> <th>Limit</th> <th>Read</th> <th>Ant</th> <th>Cable</th> <th>Preamp</th> <th>Aux</th> <th>APos</th> <th>TPos</th> <th>Remark</th> </tr> <tr> <th>Freq</th> <th>Level</th> <th>Line Margin</th> <th>Level Factor</th> <th>Loss Factor</th> <th>Factor</th> <th></th> <th></th> <th></th> </tr> <tr> <th>MHz</th> <th>dBuV/m</th> <th>dBuV/m</th> <th>dB</th> <th>dBuV</th> <th>dB/m</th> <th>dB</th> <th>dB</th> <th>cm</th> <th>deg</th> </tr> </thead> <tbody> <tr> <td>1 5740.21</td> <td>49.79</td> <td>68.20</td> <td>-18.41</td> <td>37.45</td> <td>33.66</td> <td>13.72</td> <td>35.04</td> <td>0.00</td> <td>100</td> <td>331</td> <td>PEAK</td> </tr> </tbody> </table>	Limit	Read	Ant	Cable	Preamp	Aux	APos	TPos	Remark	Freq	Level	Line Margin	Level Factor	Loss Factor	Factor				MHz	dBuV/m	dBuV/m	dB	dBuV	dB/m	dB	dB	cm	deg	1 5740.21	49.79	68.20	-18.41	37.45	33.66	13.72	35.04	0.00	100	331	PEAK	Blank
Limit	Read	Ant	Cable	Preamp	Aux	APos	TPos	Remark																																		
Freq	Level	Line Margin	Level Factor	Loss Factor	Factor																																					
MHz	dBuV/m	dBuV/m	dB	dBuV	dB/m	dB	dB	cm	deg																																	
1 5740.21	49.79	68.20	-18.41	37.45	33.66	13.72	35.04	0.00	100	331	PEAK																															



		40																																																																																											
Mode	Band Edge - L																																																																																												
	U-NII-2C_5.47-5.725_802.11ax HE20_CH116_5580MHz																																																																																												
ANT	1+2																																																																																												
Pol.	Vertical	Fundamental																																																																																											
Peak	<p>Site : 03CH21-HY Condition: PEAK_BE(UNII)_B3 3m DRH18-E_LE2C03A18EN_240711 VERTICAL : RBW:1000.000kHz VBW:3000.000kHz SWT:Auto</p> <table border="1"> <thead> <tr> <th>Peak</th> <th>Freq</th> <th>Level</th> <th>Limit</th> <th>Line Margin</th> <th>Read Level</th> <th>Ant Factor</th> <th>Cable Loss</th> <th>Preamp</th> <th>Aux</th> <th>APos</th> <th>TPos</th> <th>Remark</th> </tr> <tr> <th></th> <th>MHz</th> <th>dBuV/m</th> <th>dBuV/m</th> <th>dB</th> <th>dBuV</th> <th>dB/m</th> <th>dB</th> <th>dB</th> <th>dB</th> <th>cm</th> <th>deg</th> <th></th> </tr> </thead> <tbody> <tr> <td>1</td> <td>5385.42</td> <td>51.04</td> <td>74.00</td> <td>-22.96</td> <td>40.14</td> <td>32.23</td> <td>13.30</td> <td>34.63</td> <td>0.00</td> <td>103</td> <td>299</td> <td>PEAK</td> </tr> <tr> <td>2</td> <td>5461.78</td> <td>49.47</td> <td>68.20</td> <td>-18.73</td> <td>38.47</td> <td>32.37</td> <td>13.39</td> <td>34.76</td> <td>0.00</td> <td>103</td> <td>299</td> <td>PEAK</td> </tr> </tbody> </table>	Peak	Freq	Level	Limit	Line Margin	Read Level	Ant Factor	Cable Loss	Preamp	Aux	APos	TPos	Remark		MHz	dBuV/m	dBuV/m	dB	dBuV	dB/m	dB	dB	dB	cm	deg		1	5385.42	51.04	74.00	-22.96	40.14	32.23	13.30	34.63	0.00	103	299	PEAK	2	5461.78	49.47	68.20	-18.73	38.47	32.37	13.39	34.76	0.00	103	299	PEAK	<p>Site : 03CH21-HY Condition: PEAK(UNII) 3m DRH18-E_LE2C03A18EN_240711 VERTICAL : RBW:1000.000kHz VBW:3000.000kHz SWT:Auto</p> <table border="1"> <thead> <tr> <th>Peak</th> <th>Freq</th> <th>Level</th> <th>Limit</th> <th>Line Margin</th> <th>Read Level</th> <th>Ant Factor</th> <th>Cable Loss</th> <th>Preamp</th> <th>Aux</th> <th>APos</th> <th>TPos</th> <th>Remark</th> </tr> <tr> <th></th> <th>MHz</th> <th>dBuV/m</th> <th>dBuV/m</th> <th>dB</th> <th>dBuV</th> <th>dB/m</th> <th>dB</th> <th>dB</th> <th>dB</th> <th>cm</th> <th>deg</th> <th></th> </tr> </thead> <tbody> <tr> <td>1</td> <td>5580.00</td> <td>116.20</td> <td>-----</td> <td>-----</td> <td>104.70</td> <td>32.87</td> <td>13.53</td> <td>34.90</td> <td>0.00</td> <td>103</td> <td>299</td> <td>PEAK</td> </tr> </tbody> </table>	Peak	Freq	Level	Limit	Line Margin	Read Level	Ant Factor	Cable Loss	Preamp	Aux	APos	TPos	Remark		MHz	dBuV/m	dBuV/m	dB	dBuV	dB/m	dB	dB	dB	cm	deg		1	5580.00	116.20	-----	-----	104.70	32.87	13.53	34.90	0.00	103	299	PEAK
	Peak	Freq	Level	Limit	Line Margin	Read Level	Ant Factor	Cable Loss	Preamp	Aux	APos	TPos	Remark																																																																																
	MHz	dBuV/m	dBuV/m	dB	dBuV	dB/m	dB	dB	dB	cm	deg																																																																																		
1	5385.42	51.04	74.00	-22.96	40.14	32.23	13.30	34.63	0.00	103	299	PEAK																																																																																	
2	5461.78	49.47	68.20	-18.73	38.47	32.37	13.39	34.76	0.00	103	299	PEAK																																																																																	
Peak	Freq	Level	Limit	Line Margin	Read Level	Ant Factor	Cable Loss	Preamp	Aux	APos	TPos	Remark																																																																																	
	MHz	dBuV/m	dBuV/m	dB	dBuV	dB/m	dB	dB	dB	cm	deg																																																																																		
1	5580.00	116.20	-----	-----	104.70	32.87	13.53	34.90	0.00	103	299	PEAK																																																																																	
Avg	<p>Site : 03CH21-HY Condition: AVG_BE(UNII)_B3 3m DRH18-E_LE2C03A18EN_240711 VERTICAL : RBW:1000.000kHz VBW:0.200kHz SWT:Auto</p> <table border="1"> <thead> <tr> <th>Peak</th> <th>Freq</th> <th>Level</th> <th>Limit</th> <th>Line Margin</th> <th>Read Level</th> <th>Ant Factor</th> <th>Cable Loss</th> <th>Preamp</th> <th>Aux</th> <th>APos</th> <th>TPos</th> <th>Remark</th> </tr> <tr> <th></th> <th>MHz</th> <th>dBuV/m</th> <th>dBuV/m</th> <th>dB</th> <th>dBuV</th> <th>dB/m</th> <th>dB</th> <th>dB</th> <th>dB</th> <th>cm</th> <th>deg</th> <th></th> </tr> </thead> <tbody> <tr> <td>1</td> <td>5386.57</td> <td>43.49</td> <td>54.00</td> <td>-10.51</td> <td>32.59</td> <td>32.23</td> <td>13.30</td> <td>34.63</td> <td>0.00</td> <td>103</td> <td>299</td> <td>AVERAGE</td> </tr> </tbody> </table>	Peak	Freq	Level	Limit	Line Margin	Read Level	Ant Factor	Cable Loss	Preamp	Aux	APos	TPos	Remark		MHz	dBuV/m	dBuV/m	dB	dBuV	dB/m	dB	dB	dB	cm	deg		1	5386.57	43.49	54.00	-10.51	32.59	32.23	13.30	34.63	0.00	103	299	AVERAGE	<p>Site : 03CH21-HY Condition: AVG_54 3m DRH18-E_LE2C03A18EN_240711 VERTICAL : RBW:1000.000kHz VBW:0.200kHz SWT:Auto</p> <table border="1"> <thead> <tr> <th>Peak</th> <th>Freq</th> <th>Level</th> <th>Limit</th> <th>Line Margin</th> <th>Read Level</th> <th>Ant Factor</th> <th>Cable Loss</th> <th>Preamp</th> <th>Aux</th> <th>APos</th> <th>TPos</th> <th>Remark</th> </tr> <tr> <th></th> <th>MHz</th> <th>dBuV/m</th> <th>dBuV/m</th> <th>dB</th> <th>dBuV</th> <th>dB/m</th> <th>dB</th> <th>dB</th> <th>dB</th> <th>cm</th> <th>deg</th> <th></th> </tr> </thead> <tbody> <tr> <td>1</td> <td>5580.00</td> <td>109.24</td> <td>-----</td> <td>-----</td> <td>97.74</td> <td>32.87</td> <td>13.53</td> <td>34.90</td> <td>0.00</td> <td>103</td> <td>299</td> <td>AVERAGE</td> </tr> </tbody> </table>	Peak	Freq	Level	Limit	Line Margin	Read Level	Ant Factor	Cable Loss	Preamp	Aux	APos	TPos	Remark		MHz	dBuV/m	dBuV/m	dB	dBuV	dB/m	dB	dB	dB	cm	deg		1	5580.00	109.24	-----	-----	97.74	32.87	13.53	34.90	0.00	103	299	AVERAGE													
	Peak	Freq	Level	Limit	Line Margin	Read Level	Ant Factor	Cable Loss	Preamp	Aux	APos	TPos	Remark																																																																																
	MHz	dBuV/m	dBuV/m	dB	dBuV	dB/m	dB	dB	dB	cm	deg																																																																																		
1	5386.57	43.49	54.00	-10.51	32.59	32.23	13.30	34.63	0.00	103	299	AVERAGE																																																																																	
Peak	Freq	Level	Limit	Line Margin	Read Level	Ant Factor	Cable Loss	Preamp	Aux	APos	TPos	Remark																																																																																	
	MHz	dBuV/m	dBuV/m	dB	dBuV	dB/m	dB	dB	dB	cm	deg																																																																																		
1	5580.00	109.24	-----	-----	97.74	32.87	13.53	34.90	0.00	103	299	AVERAGE																																																																																	



Mode	40																																							
	Band Edge - R																																							
	U-NII-2C_5.47-5.725_802.11ax HE20_CH116_5580MHz																																							
ANT	1+2																																							
Pol.	Vertical	Fundamental																																						
Peak	<p>Site : 03CH21-HY Condition: PEAK_BE(UNII)_B3 3m DRH18-E_LE2C03A18EN_240711 VERTICAL : RBW:1000.000kHz VBW:3000.000kHz SMT:Auto</p> <table border="1"> <thead> <tr> <th>Limit</th> <th>Read</th> <th>Ant</th> <th>Cable</th> <th>Preamp</th> <th>Aux</th> <th>APos</th> <th>TPos</th> <th>Remark</th> </tr> <tr> <th>Freq</th> <th>Level</th> <th>Line Margin</th> <th>Level Factor</th> <th>Loss Factor</th> <th>Factor</th> <th></th> <th></th> <th></th> </tr> <tr> <th>MHz</th> <th>dBuV/m</th> <th>dBuV/m</th> <th>dB</th> <th>dBuV</th> <th>dB/m</th> <th>dB</th> <th>dB</th> <th>cm</th> <th>deg</th> </tr> </thead> <tbody> <tr> <td>1 5727.63</td> <td>51.06</td> <td>68.20</td> <td>-17.14</td> <td>38.78</td> <td>33.61</td> <td>13.70</td> <td>35.03</td> <td>0.00</td> <td>103 299 PEAK</td> </tr> </tbody> </table>	Limit	Read	Ant	Cable	Preamp	Aux	APos	TPos	Remark	Freq	Level	Line Margin	Level Factor	Loss Factor	Factor				MHz	dBuV/m	dBuV/m	dB	dBuV	dB/m	dB	dB	cm	deg	1 5727.63	51.06	68.20	-17.14	38.78	33.61	13.70	35.03	0.00	103 299 PEAK	Blank
Limit	Read	Ant	Cable	Preamp	Aux	APos	TPos	Remark																																
Freq	Level	Line Margin	Level Factor	Loss Factor	Factor																																			
MHz	dBuV/m	dBuV/m	dB	dBuV	dB/m	dB	dB	cm	deg																															
1 5727.63	51.06	68.20	-17.14	38.78	33.61	13.70	35.03	0.00	103 299 PEAK																															



Mode	40																																																																																																																																					
	Harmonic																																																																																																																																					
	U-NII-2C_5.47-5.725_802.11ax HE20_CH116_5580MHz																																																																																																																																					
ANT	1+2																																																																																																																																					
Pol.	Horizontal	Vertical																																																																																																																																				
Peak Avg	<p>Site : 03CH21-HY Condition: PEAK(UNII) 3m DRH18-E_LE2C03A18EN_240711 HORIZONTAL</p> <table border="1"> <thead> <tr> <th>Limit</th> <th>Read</th> <th>Ant</th> <th>Cable</th> <th>Preamp</th> <th>Aux</th> <th>APos</th> <th>TPos</th> <th>Remark</th> </tr> <tr> <th>Freq</th> <th>Level</th> <th>Line</th> <th>Margin</th> <th>Level</th> <th>Factor</th> <th>Loss</th> <th>Factor</th> <th>Factor</th> </tr> <tr> <th>MHz</th> <th>dBuV/m</th> <th>dBuV/m</th> <th>dB</th> <th>dBuV</th> <th>dB/m</th> <th>dB</th> <th>dB</th> <th>dB</th> </tr> </thead> <tbody> <tr> <td>1</td> <td>11160.00</td> <td>53.81</td> <td>74.00</td> <td>-20.19</td> <td>36.55</td> <td>38.00</td> <td>19.20</td> <td>40.38</td> <td>0.44</td> <td>100</td> <td>226</td> <td>PEAK</td> </tr> <tr> <td>2</td> <td>11160.00</td> <td>46.68</td> <td>54.00</td> <td>-7.32</td> <td>29.42</td> <td>38.00</td> <td>19.20</td> <td>40.38</td> <td>0.44</td> <td>100</td> <td>226</td> <td>AVERAGE</td> </tr> <tr> <td>3</td> <td>16740.00</td> <td>52.76</td> <td>68.20</td> <td>-15.44</td> <td>35.30</td> <td>40.04</td> <td>23.65</td> <td>46.68</td> <td>0.45</td> <td>--</td> <td>--</td> <td>PEAK</td> </tr> </tbody> </table>	Limit	Read	Ant	Cable	Preamp	Aux	APos	TPos	Remark	Freq	Level	Line	Margin	Level	Factor	Loss	Factor	Factor	MHz	dBuV/m	dBuV/m	dB	dBuV	dB/m	dB	dB	dB	1	11160.00	53.81	74.00	-20.19	36.55	38.00	19.20	40.38	0.44	100	226	PEAK	2	11160.00	46.68	54.00	-7.32	29.42	38.00	19.20	40.38	0.44	100	226	AVERAGE	3	16740.00	52.76	68.20	-15.44	35.30	40.04	23.65	46.68	0.45	--	--	PEAK	<p>Site : 03CH21-HY Condition: PEAK(UNII) 3m DRH18-E_LE2C03A18EN_240711 VERTICAL</p> <table border="1"> <thead> <tr> <th>Limit</th> <th>Read</th> <th>Ant</th> <th>Cable</th> <th>Preamp</th> <th>Aux</th> <th>APos</th> <th>TPos</th> <th>Remark</th> </tr> <tr> <th>Freq</th> <th>Level</th> <th>Line</th> <th>Margin</th> <th>Level</th> <th>Factor</th> <th>Loss</th> <th>Factor</th> <th>Factor</th> </tr> <tr> <th>MHz</th> <th>dBuV/m</th> <th>dBuV/m</th> <th>dB</th> <th>dBuV</th> <th>dB/m</th> <th>dB</th> <th>dB</th> <th>dB</th> </tr> </thead> <tbody> <tr> <td>1</td> <td>11160.00</td> <td>54.76</td> <td>74.00</td> <td>-19.24</td> <td>37.50</td> <td>38.00</td> <td>19.20</td> <td>40.38</td> <td>0.44</td> <td>100</td> <td>215</td> <td>PEAK</td> </tr> <tr> <td>2</td> <td>11160.00</td> <td>47.22</td> <td>54.00</td> <td>-6.78</td> <td>29.96</td> <td>38.00</td> <td>19.20</td> <td>40.38</td> <td>0.44</td> <td>100</td> <td>215</td> <td>AVERAGE</td> </tr> <tr> <td>3</td> <td>16740.00</td> <td>52.81</td> <td>68.20</td> <td>-15.39</td> <td>35.35</td> <td>40.04</td> <td>23.65</td> <td>46.68</td> <td>0.45</td> <td>--</td> <td>--</td> <td>PEAK</td> </tr> </tbody> </table>	Limit	Read	Ant	Cable	Preamp	Aux	APos	TPos	Remark	Freq	Level	Line	Margin	Level	Factor	Loss	Factor	Factor	MHz	dBuV/m	dBuV/m	dB	dBuV	dB/m	dB	dB	dB	1	11160.00	54.76	74.00	-19.24	37.50	38.00	19.20	40.38	0.44	100	215	PEAK	2	11160.00	47.22	54.00	-6.78	29.96	38.00	19.20	40.38	0.44	100	215	AVERAGE	3	16740.00	52.81	68.20	-15.39	35.35	40.04	23.65	46.68	0.45	--	--	PEAK
	Limit	Read	Ant	Cable	Preamp	Aux	APos	TPos	Remark																																																																																																																													
Freq	Level	Line	Margin	Level	Factor	Loss	Factor	Factor																																																																																																																														
MHz	dBuV/m	dBuV/m	dB	dBuV	dB/m	dB	dB	dB																																																																																																																														
1	11160.00	53.81	74.00	-20.19	36.55	38.00	19.20	40.38	0.44	100	226	PEAK																																																																																																																										
2	11160.00	46.68	54.00	-7.32	29.42	38.00	19.20	40.38	0.44	100	226	AVERAGE																																																																																																																										
3	16740.00	52.76	68.20	-15.44	35.30	40.04	23.65	46.68	0.45	--	--	PEAK																																																																																																																										
Limit	Read	Ant	Cable	Preamp	Aux	APos	TPos	Remark																																																																																																																														
Freq	Level	Line	Margin	Level	Factor	Loss	Factor	Factor																																																																																																																														
MHz	dBuV/m	dBuV/m	dB	dBuV	dB/m	dB	dB	dB																																																																																																																														
1	11160.00	54.76	74.00	-19.24	37.50	38.00	19.20	40.38	0.44	100	215	PEAK																																																																																																																										
2	11160.00	47.22	54.00	-6.78	29.96	38.00	19.20	40.38	0.44	100	215	AVERAGE																																																																																																																										
3	16740.00	52.81	68.20	-15.39	35.35	40.04	23.65	46.68	0.45	--	--	PEAK																																																																																																																										

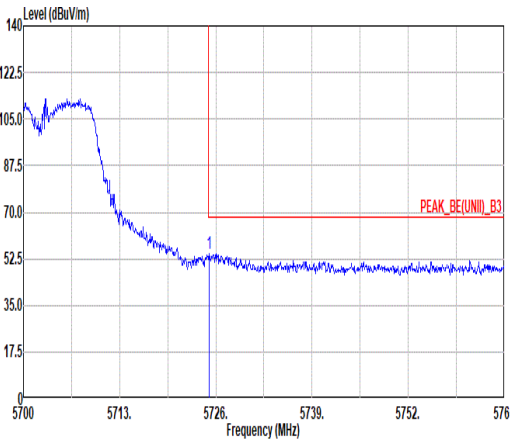
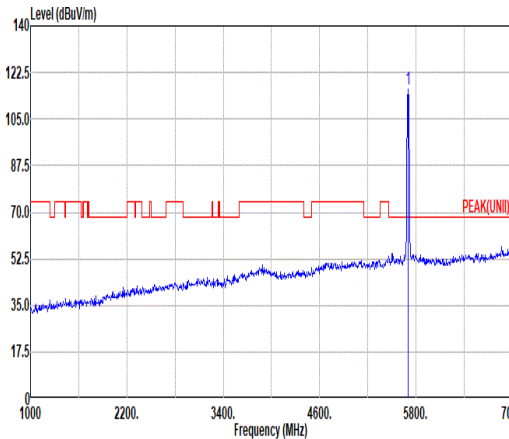
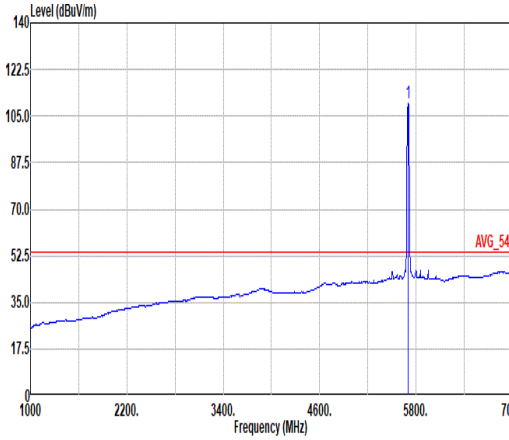


Mode	40	
	Harmonic	
	U-NII-2C_5.47-5.725_802.11ax HE20_CH116_5580MHz	
ANT	1+2	
Pol.	Horizontal	Vertical
10.6G ~18G Avg	<p>Site : 03CH21-HY Condition: AVG_54 3m DRH18-E_LE2C03A18EN_240711 HORIZONTAL</p>	<p>Site : 03CH21-HY Condition: AVG_54 3m DRH18-E_LE2C03A18EN_240711 VERTICAL</p>



	41																																																																													
Mode	Band Edge																																																																													
	U-NII-2C_5.47-5.725_802.11ax HE20_CH140_5700MHz																																																																													
ANT	1+2																																																																													
Pol.	Horizontal	Fundamental																																																																												
Peak	<p>Site : 03CH21-HY Condition: PEAK_BE(UNII)_B3 3m DRH18-E_LE2C03A18EN_240711 HORIZONTAL : RBW:1000.000kHz VBW:3000.000kHz SWT:Auto</p> <table border="1"> <thead> <tr> <th>Limit</th> <th>Read</th> <th>Ant</th> <th>Cable</th> <th>Preamp</th> <th>Aux</th> <th>APos</th> <th>TPos</th> <th>Remark</th> </tr> <tr> <th>Freq</th> <th>Level</th> <th>Line Margin</th> <th>Level</th> <th>Factor</th> <th>Loss Factor</th> <th>Factor</th> <th></th> <th></th> </tr> <tr> <th>MHz</th> <th>dBuV/m</th> <th>dBuV/m</th> <th>dB</th> <th>dBuV</th> <th>dB/m</th> <th>dB</th> <th>dB</th> <th>cm</th> <th>deg</th> </tr> </thead> <tbody> <tr> <td>1 5755.77</td> <td>50.27</td> <td>68.20</td> <td>-17.93</td> <td>37.88</td> <td>33.70</td> <td>13.74</td> <td>35.05</td> <td>0.00</td> <td>125 331 PEAK</td> </tr> </tbody> </table>	Limit	Read	Ant	Cable	Preamp	Aux	APos	TPos	Remark	Freq	Level	Line Margin	Level	Factor	Loss Factor	Factor			MHz	dBuV/m	dBuV/m	dB	dBuV	dB/m	dB	dB	cm	deg	1 5755.77	50.27	68.20	-17.93	37.88	33.70	13.74	35.05	0.00	125 331 PEAK	<p>Site : 03CH21-HY Condition: PEAK(UNII) 3m DRH18-E_LE2C03A18EN_240711 HORIZONTAL : RBW:1000.000kHz VBW:3000.000kHz SWT:Auto</p> <table border="1"> <thead> <tr> <th>Limit</th> <th>Read</th> <th>Ant</th> <th>Cable</th> <th>Preamp</th> <th>Aux</th> <th>APos</th> <th>TPos</th> <th>Remark</th> </tr> <tr> <th>Freq</th> <th>Level</th> <th>Line Margin</th> <th>Level</th> <th>Factor</th> <th>Loss Factor</th> <th>Factor</th> <th></th> <th></th> </tr> <tr> <th>MHz</th> <th>dBuV/m</th> <th>dBuV/m</th> <th>dB</th> <th>dBuV</th> <th>dB/m</th> <th>dB</th> <th>dB</th> <th>cm</th> <th>deg</th> </tr> </thead> <tbody> <tr> <td>1 5700.00</td> <td>106.41</td> <td>-----</td> <td>-----</td> <td>94.23</td> <td>33.52</td> <td>13.67</td> <td>35.01</td> <td>0.00</td> <td>125 331 PEAK</td> </tr> </tbody> </table>	Limit	Read	Ant	Cable	Preamp	Aux	APos	TPos	Remark	Freq	Level	Line Margin	Level	Factor	Loss Factor	Factor			MHz	dBuV/m	dBuV/m	dB	dBuV	dB/m	dB	dB	cm	deg	1 5700.00	106.41	-----	-----	94.23	33.52	13.67	35.01	0.00	125 331 PEAK
Limit	Read	Ant	Cable	Preamp	Aux	APos	TPos	Remark																																																																						
Freq	Level	Line Margin	Level	Factor	Loss Factor	Factor																																																																								
MHz	dBuV/m	dBuV/m	dB	dBuV	dB/m	dB	dB	cm	deg																																																																					
1 5755.77	50.27	68.20	-17.93	37.88	33.70	13.74	35.05	0.00	125 331 PEAK																																																																					
Limit	Read	Ant	Cable	Preamp	Aux	APos	TPos	Remark																																																																						
Freq	Level	Line Margin	Level	Factor	Loss Factor	Factor																																																																								
MHz	dBuV/m	dBuV/m	dB	dBuV	dB/m	dB	dB	cm	deg																																																																					
1 5700.00	106.41	-----	-----	94.23	33.52	13.67	35.01	0.00	125 331 PEAK																																																																					
Avg	Blank	<p>Site : 03CH21-HY Condition: AVG_54 3m DRH18-E_LE2C03A18EN_240711 HORIZONTAL : RBW:1000.000kHz VBW:0.200kHz SWT:Auto</p> <table border="1"> <thead> <tr> <th>Limit</th> <th>Read</th> <th>Ant</th> <th>Cable</th> <th>Preamp</th> <th>Aux</th> <th>APos</th> <th>TPos</th> <th>Remark</th> </tr> <tr> <th>Freq</th> <th>Level</th> <th>Line Margin</th> <th>Level</th> <th>Factor</th> <th>Loss Factor</th> <th>Factor</th> <th></th> <th></th> </tr> <tr> <th>MHz</th> <th>dBuV/m</th> <th>dBuV/m</th> <th>dB</th> <th>dBuV</th> <th>dB/m</th> <th>dB</th> <th>dB</th> <th>cm</th> <th>deg</th> </tr> </thead> <tbody> <tr> <td>1 5700.00</td> <td>100.70</td> <td>-----</td> <td>-----</td> <td>88.52</td> <td>33.52</td> <td>13.67</td> <td>35.01</td> <td>0.00</td> <td>125 331 AVERAGE</td> </tr> </tbody> </table>	Limit	Read	Ant	Cable	Preamp	Aux	APos	TPos	Remark	Freq	Level	Line Margin	Level	Factor	Loss Factor	Factor			MHz	dBuV/m	dBuV/m	dB	dBuV	dB/m	dB	dB	cm	deg	1 5700.00	100.70	-----	-----	88.52	33.52	13.67	35.01	0.00	125 331 AVERAGE																																						
Limit	Read	Ant	Cable	Preamp	Aux	APos	TPos	Remark																																																																						
Freq	Level	Line Margin	Level	Factor	Loss Factor	Factor																																																																								
MHz	dBuV/m	dBuV/m	dB	dBuV	dB/m	dB	dB	cm	deg																																																																					
1 5700.00	100.70	-----	-----	88.52	33.52	13.67	35.01	0.00	125 331 AVERAGE																																																																					



	41																																																																	
Mode	Band Edge																																																																	
	U-NII-2C_5.47-5.725_802.11ax HE20_CH140_5700MHz																																																																	
ANT	1+2																																																																	
Pol.	Vertical	Fundamental																																																																
Peak	 <p>Site : 03CH21-HY Condition: PEAK_BE(UNII)_B3 3m DRH18-E_LE2C03A18EN_240711 VERTICAL : RBW:1000.000kHz VBW:3000.000kHz SWT:Auto</p> <table border="1"> <thead> <tr> <th>Limit</th> <th>Read</th> <th>Ant</th> <th>Cable</th> <th>Preamp</th> <th>Aux</th> <th>APos</th> <th>TPos</th> <th>Remark</th> </tr> <tr> <th>Freq</th> <th>Level</th> <th>Line</th> <th>Margin</th> <th>Level</th> <th>Factor</th> <th>Loss</th> <th>Factor</th> <th>Factor</th> <th>cm</th> <th>deg</th> </tr> </thead> <tbody> <tr> <td>1 5725.09</td> <td>54.35</td> <td>68.20</td> <td>-13.85</td> <td>42.07</td> <td>33.60</td> <td>13.70</td> <td>35.02</td> <td>0.00</td> <td>109</td> <td>301</td> <td>PEAK</td> </tr> </tbody> </table>	Limit	Read	Ant	Cable	Preamp	Aux	APos	TPos	Remark	Freq	Level	Line	Margin	Level	Factor	Loss	Factor	Factor	cm	deg	1 5725.09	54.35	68.20	-13.85	42.07	33.60	13.70	35.02	0.00	109	301	PEAK	 <p>Site : 03CH21-HY Condition: PEAK(UNII) 3m DRH18-E_LE2C03A18EN_240711 VERTICAL : RBW:1000.000kHz VBW:3000.000kHz SWT:Auto</p> <table border="1"> <thead> <tr> <th>Limit</th> <th>Read</th> <th>Ant</th> <th>Cable</th> <th>Preamp</th> <th>Aux</th> <th>APos</th> <th>TPos</th> <th>Remark</th> </tr> <tr> <th>Freq</th> <th>Level</th> <th>Line</th> <th>Margin</th> <th>Level</th> <th>Factor</th> <th>Loss</th> <th>Factor</th> <th>Factor</th> <th>cm</th> <th>deg</th> </tr> </thead> <tbody> <tr> <td>1 5700.00</td> <td>116.31</td> <td>-----</td> <td>-----</td> <td>104.15</td> <td>33.49</td> <td>13.67</td> <td>35.00</td> <td>0.00</td> <td>109</td> <td>301</td> <td>PEAK</td> </tr> </tbody> </table>	Limit	Read	Ant	Cable	Preamp	Aux	APos	TPos	Remark	Freq	Level	Line	Margin	Level	Factor	Loss	Factor	Factor	cm	deg	1 5700.00	116.31	-----	-----	104.15	33.49	13.67	35.00	0.00	109	301	PEAK
Limit	Read	Ant	Cable	Preamp	Aux	APos	TPos	Remark																																																										
Freq	Level	Line	Margin	Level	Factor	Loss	Factor	Factor	cm	deg																																																								
1 5725.09	54.35	68.20	-13.85	42.07	33.60	13.70	35.02	0.00	109	301	PEAK																																																							
Limit	Read	Ant	Cable	Preamp	Aux	APos	TPos	Remark																																																										
Freq	Level	Line	Margin	Level	Factor	Loss	Factor	Factor	cm	deg																																																								
1 5700.00	116.31	-----	-----	104.15	33.49	13.67	35.00	0.00	109	301	PEAK																																																							
Avg	Blank	 <p>Site : 03CH21-HY Condition: AVG_54 3m DRH18-E_LE2C03A18EN_240711 VERTICAL : RBW:1000.000kHz VBW:0.200kHz SWT:Auto</p> <table border="1"> <thead> <tr> <th>Limit</th> <th>Read</th> <th>Ant</th> <th>Cable</th> <th>Preamp</th> <th>Aux</th> <th>APos</th> <th>TPos</th> <th>Remark</th> </tr> <tr> <th>Freq</th> <th>Level</th> <th>Line</th> <th>Margin</th> <th>Level</th> <th>Factor</th> <th>Loss</th> <th>Factor</th> <th>Factor</th> <th>cm</th> <th>deg</th> </tr> </thead> <tbody> <tr> <td>1 5700.00</td> <td>109.90</td> <td>-----</td> <td>-----</td> <td>97.82</td> <td>33.49</td> <td>13.67</td> <td>35.00</td> <td>0.00</td> <td>109</td> <td>301</td> <td>AVERAGE</td> </tr> </tbody> </table>	Limit	Read	Ant	Cable	Preamp	Aux	APos	TPos	Remark	Freq	Level	Line	Margin	Level	Factor	Loss	Factor	Factor	cm	deg	1 5700.00	109.90	-----	-----	97.82	33.49	13.67	35.00	0.00	109	301	AVERAGE																																
Limit	Read	Ant	Cable	Preamp	Aux	APos	TPos	Remark																																																										
Freq	Level	Line	Margin	Level	Factor	Loss	Factor	Factor	cm	deg																																																								
1 5700.00	109.90	-----	-----	97.82	33.49	13.67	35.00	0.00	109	301	AVERAGE																																																							



Mode	41																																																																																																																																					
	Harmonic																																																																																																																																					
	U-NII-2C_5.47-5.725_802.11ax HE20_CH140_5700MHz																																																																																																																																					
ANT	1+2																																																																																																																																					
Pol.	Horizontal	Vertical																																																																																																																																				
Peak Avg	<p>Site : 03CH21-HY Condition: PEAK(UNII) 3m DRH18-E_LE2C03A18EN_240711 HORIZONTAL</p> <table border="1"> <thead> <tr> <th>Limit</th> <th>Read</th> <th>Ant</th> <th>Cable</th> <th>Preamp</th> <th>Aux</th> <th>APos</th> <th>TPos</th> <th>Remark</th> </tr> <tr> <th>Freq</th> <th>Level</th> <th>Line Margin</th> <th>Level</th> <th>Factor</th> <th>Loss Factor</th> <th>Factor</th> <th></th> <th></th> </tr> <tr> <th>MHz</th> <th>dBuV/m</th> <th>dBuV/m</th> <th>dB</th> <th>dBuV</th> <th>dB/m</th> <th>dB</th> <th>dB</th> <th>dB</th> </tr> </thead> <tbody> <tr> <td>1</td> <td>11400.00</td> <td>50.38</td> <td>74.00</td> <td>-23.62</td> <td>32.58</td> <td>38.50</td> <td>19.41</td> <td>40.55</td> <td>0.44</td> <td>--</td> <td>--</td> <td>PEAK</td> </tr> <tr> <td>2</td> <td>11400.00</td> <td>41.24</td> <td>54.00</td> <td>-12.76</td> <td>23.44</td> <td>38.50</td> <td>19.41</td> <td>40.55</td> <td>0.44</td> <td>--</td> <td>--</td> <td>AVERAGE</td> </tr> <tr> <td>3</td> <td>17100.00</td> <td>53.89</td> <td>68.20</td> <td>-14.31</td> <td>36.29</td> <td>40.10</td> <td>23.91</td> <td>46.87</td> <td>0.46</td> <td>--</td> <td>--</td> <td>PEAK</td> </tr> </tbody> </table>	Limit	Read	Ant	Cable	Preamp	Aux	APos	TPos	Remark	Freq	Level	Line Margin	Level	Factor	Loss Factor	Factor			MHz	dBuV/m	dBuV/m	dB	dBuV	dB/m	dB	dB	dB	1	11400.00	50.38	74.00	-23.62	32.58	38.50	19.41	40.55	0.44	--	--	PEAK	2	11400.00	41.24	54.00	-12.76	23.44	38.50	19.41	40.55	0.44	--	--	AVERAGE	3	17100.00	53.89	68.20	-14.31	36.29	40.10	23.91	46.87	0.46	--	--	PEAK	<p>Site : 03CH21-HY Condition: PEAK(UNII) 3m DRH18-E_LE2C03A18EN_240711 VERTICAL</p> <table border="1"> <thead> <tr> <th>Limit</th> <th>Read</th> <th>Ant</th> <th>Cable</th> <th>Preamp</th> <th>Aux</th> <th>APos</th> <th>TPos</th> <th>Remark</th> </tr> <tr> <th>Freq</th> <th>Level</th> <th>Line Margin</th> <th>Level</th> <th>Factor</th> <th>Loss Factor</th> <th>Factor</th> <th></th> <th></th> </tr> <tr> <th>MHz</th> <th>dBuV/m</th> <th>dBuV/m</th> <th>dB</th> <th>dBuV</th> <th>dB/m</th> <th>dB</th> <th>dB</th> <th>dB</th> </tr> </thead> <tbody> <tr> <td>1</td> <td>11400.00</td> <td>50.71</td> <td>74.00</td> <td>-23.29</td> <td>32.91</td> <td>38.50</td> <td>19.41</td> <td>40.55</td> <td>0.44</td> <td>--</td> <td>--</td> <td>PEAK</td> </tr> <tr> <td>2</td> <td>11400.00</td> <td>42.39</td> <td>54.00</td> <td>-11.61</td> <td>24.59</td> <td>38.50</td> <td>19.41</td> <td>40.55</td> <td>0.44</td> <td>--</td> <td>--</td> <td>AVERAGE</td> </tr> <tr> <td>3</td> <td>17100.00</td> <td>53.07</td> <td>68.20</td> <td>-15.13</td> <td>35.47</td> <td>40.10</td> <td>23.91</td> <td>46.87</td> <td>0.46</td> <td>--</td> <td>--</td> <td>PEAK</td> </tr> </tbody> </table>	Limit	Read	Ant	Cable	Preamp	Aux	APos	TPos	Remark	Freq	Level	Line Margin	Level	Factor	Loss Factor	Factor			MHz	dBuV/m	dBuV/m	dB	dBuV	dB/m	dB	dB	dB	1	11400.00	50.71	74.00	-23.29	32.91	38.50	19.41	40.55	0.44	--	--	PEAK	2	11400.00	42.39	54.00	-11.61	24.59	38.50	19.41	40.55	0.44	--	--	AVERAGE	3	17100.00	53.07	68.20	-15.13	35.47	40.10	23.91	46.87	0.46	--	--	PEAK
	Limit	Read	Ant	Cable	Preamp	Aux	APos	TPos	Remark																																																																																																																													
Freq	Level	Line Margin	Level	Factor	Loss Factor	Factor																																																																																																																																
MHz	dBuV/m	dBuV/m	dB	dBuV	dB/m	dB	dB	dB																																																																																																																														
1	11400.00	50.38	74.00	-23.62	32.58	38.50	19.41	40.55	0.44	--	--	PEAK																																																																																																																										
2	11400.00	41.24	54.00	-12.76	23.44	38.50	19.41	40.55	0.44	--	--	AVERAGE																																																																																																																										
3	17100.00	53.89	68.20	-14.31	36.29	40.10	23.91	46.87	0.46	--	--	PEAK																																																																																																																										
Limit	Read	Ant	Cable	Preamp	Aux	APos	TPos	Remark																																																																																																																														
Freq	Level	Line Margin	Level	Factor	Loss Factor	Factor																																																																																																																																
MHz	dBuV/m	dBuV/m	dB	dBuV	dB/m	dB	dB	dB																																																																																																																														
1	11400.00	50.71	74.00	-23.29	32.91	38.50	19.41	40.55	0.44	--	--	PEAK																																																																																																																										
2	11400.00	42.39	54.00	-11.61	24.59	38.50	19.41	40.55	0.44	--	--	AVERAGE																																																																																																																										
3	17100.00	53.07	68.20	-15.13	35.47	40.10	23.91	46.87	0.46	--	--	PEAK																																																																																																																										



		42																																																																																											
Mode	Band Edge - L																																																																																												
	U-NII-2C_5.47-5.725_802.11ax HE20_CH144_5720MHz																																																																																												
ANT	1+2																																																																																												
Pol.	Horizontal	Fundamental																																																																																											
Peak	<p>Site : 03CH21-HY Condition: STRADDLES U-NII-182A 3m DRH18-E_LE2C03A18EN_240711 HORIZONTAL : RBW:1000.000kHz VBW:3000.000kHz SMT:Auto</p> <table border="1"> <thead> <tr> <th>Peak</th> <th>Freq</th> <th>Level</th> <th>Limit</th> <th>Line Margin</th> <th>Read Level</th> <th>Ant Factor</th> <th>Cable Loss</th> <th>Preamp</th> <th>Aux</th> <th>APos</th> <th>TPos</th> <th>Remark</th> </tr> <tr> <th>1</th> <th>MHz</th> <th>dBuV/m</th> <th>dBuV/m</th> <th>dB</th> <th>dBuV</th> <th>dB/m</th> <th>dB</th> <th>dB</th> <th>dB</th> <th>cm</th> <th>deg</th> <th></th> </tr> </thead> <tbody> <tr> <td>1</td> <td>5425.27</td> <td>49.46</td> <td>74.00</td> <td>-24.54</td> <td>38.56</td> <td>32.25</td> <td>13.35</td> <td>34.70</td> <td>0.00</td> <td>116</td> <td>310</td> <td>PEAK</td> </tr> <tr> <td>2</td> <td>5462.32</td> <td>47.81</td> <td>68.20</td> <td>-20.39</td> <td>36.82</td> <td>32.37</td> <td>13.39</td> <td>34.77</td> <td>0.00</td> <td>116</td> <td>310</td> <td>PEAK</td> </tr> </tbody> </table>	Peak	Freq	Level	Limit	Line Margin	Read Level	Ant Factor	Cable Loss	Preamp	Aux	APos	TPos	Remark	1	MHz	dBuV/m	dBuV/m	dB	dBuV	dB/m	dB	dB	dB	cm	deg		1	5425.27	49.46	74.00	-24.54	38.56	32.25	13.35	34.70	0.00	116	310	PEAK	2	5462.32	47.81	68.20	-20.39	36.82	32.37	13.39	34.77	0.00	116	310	PEAK	<p>Site : 03CH21-HY Condition: PEAK(UNII) 3m DRH18-E_LE2C03A18EN_240711 HORIZONTAL : RBW:1000.000kHz VBW:3000.000kHz SMT:Auto</p> <table border="1"> <thead> <tr> <th>Peak</th> <th>Freq</th> <th>Level</th> <th>Limit</th> <th>Line Margin</th> <th>Read Level</th> <th>Ant Factor</th> <th>Cable Loss</th> <th>Preamp</th> <th>Aux</th> <th>APos</th> <th>TPos</th> <th>Remark</th> </tr> <tr> <th>1</th> <th>MHz</th> <th>dBuV/m</th> <th>dBuV/m</th> <th>dB</th> <th>dBuV</th> <th>dB/m</th> <th>dB</th> <th>dB</th> <th>dB</th> <th>cm</th> <th>deg</th> <th></th> </tr> </thead> <tbody> <tr> <td>1</td> <td>5720.00</td> <td>107.39</td> <td>-----</td> <td>-----</td> <td>95.12</td> <td>33.59</td> <td>13.70</td> <td>35.02</td> <td>0.00</td> <td>116</td> <td>310</td> <td>PEAK</td> </tr> </tbody> </table>	Peak	Freq	Level	Limit	Line Margin	Read Level	Ant Factor	Cable Loss	Preamp	Aux	APos	TPos	Remark	1	MHz	dBuV/m	dBuV/m	dB	dBuV	dB/m	dB	dB	dB	cm	deg		1	5720.00	107.39	-----	-----	95.12	33.59	13.70	35.02	0.00	116	310	PEAK
	Peak	Freq	Level	Limit	Line Margin	Read Level	Ant Factor	Cable Loss	Preamp	Aux	APos	TPos	Remark																																																																																
1	MHz	dBuV/m	dBuV/m	dB	dBuV	dB/m	dB	dB	dB	cm	deg																																																																																		
1	5425.27	49.46	74.00	-24.54	38.56	32.25	13.35	34.70	0.00	116	310	PEAK																																																																																	
2	5462.32	47.81	68.20	-20.39	36.82	32.37	13.39	34.77	0.00	116	310	PEAK																																																																																	
Peak	Freq	Level	Limit	Line Margin	Read Level	Ant Factor	Cable Loss	Preamp	Aux	APos	TPos	Remark																																																																																	
1	MHz	dBuV/m	dBuV/m	dB	dBuV	dB/m	dB	dB	dB	cm	deg																																																																																		
1	5720.00	107.39	-----	-----	95.12	33.59	13.70	35.02	0.00	116	310	PEAK																																																																																	
Avg	<p>Site : 03CH21-HY Condition: U-NII-182A AVERAGE 3m DRH18-E_LE2C03A18EN_240711 HORIZONTAL : RBW:1000.000kHz VBW:0.200kHz SMT:Auto</p> <table border="1"> <thead> <tr> <th>Avg</th> <th>Freq</th> <th>Level</th> <th>Limit</th> <th>Line Margin</th> <th>Read Level</th> <th>Ant Factor</th> <th>Cable Loss</th> <th>Preamp</th> <th>Aux</th> <th>APos</th> <th>TPos</th> <th>Remark</th> </tr> <tr> <th>1</th> <th>MHz</th> <th>dBuV/m</th> <th>dBuV/m</th> <th>dB</th> <th>dBuV</th> <th>dB/m</th> <th>dB</th> <th>dB</th> <th>dB</th> <th>cm</th> <th>deg</th> <th></th> </tr> </thead> <tbody> <tr> <td>1</td> <td>5459.59</td> <td>40.05</td> <td>54.00</td> <td>-13.95</td> <td>29.06</td> <td>32.36</td> <td>13.39</td> <td>34.76</td> <td>0.00</td> <td>116</td> <td>310</td> <td>AVERAGE</td> </tr> </tbody> </table>	Avg	Freq	Level	Limit	Line Margin	Read Level	Ant Factor	Cable Loss	Preamp	Aux	APos	TPos	Remark	1	MHz	dBuV/m	dBuV/m	dB	dBuV	dB/m	dB	dB	dB	cm	deg		1	5459.59	40.05	54.00	-13.95	29.06	32.36	13.39	34.76	0.00	116	310	AVERAGE	<p>Site : 03CH21-HY Condition: AVG_54 3m DRH18-E_LE2C03A18EN_240711 HORIZONTAL : RBW:1000.000kHz VBW:0.200kHz SMT:Auto</p> <table border="1"> <thead> <tr> <th>Avg</th> <th>Freq</th> <th>Level</th> <th>Limit</th> <th>Line Margin</th> <th>Read Level</th> <th>Ant Factor</th> <th>Cable Loss</th> <th>Preamp</th> <th>Aux</th> <th>APos</th> <th>TPos</th> <th>Remark</th> </tr> <tr> <th>1</th> <th>MHz</th> <th>dBuV/m</th> <th>dBuV/m</th> <th>dB</th> <th>dBuV</th> <th>dB/m</th> <th>dB</th> <th>dB</th> <th>dB</th> <th>cm</th> <th>deg</th> <th></th> </tr> </thead> <tbody> <tr> <td>1</td> <td>5720.00</td> <td>101.37</td> <td>-----</td> <td>-----</td> <td>89.10</td> <td>33.59</td> <td>13.70</td> <td>35.02</td> <td>0.00</td> <td>116</td> <td>310</td> <td>AVERAGE</td> </tr> </tbody> </table>	Avg	Freq	Level	Limit	Line Margin	Read Level	Ant Factor	Cable Loss	Preamp	Aux	APos	TPos	Remark	1	MHz	dBuV/m	dBuV/m	dB	dBuV	dB/m	dB	dB	dB	cm	deg		1	5720.00	101.37	-----	-----	89.10	33.59	13.70	35.02	0.00	116	310	AVERAGE													
	Avg	Freq	Level	Limit	Line Margin	Read Level	Ant Factor	Cable Loss	Preamp	Aux	APos	TPos	Remark																																																																																
1	MHz	dBuV/m	dBuV/m	dB	dBuV	dB/m	dB	dB	dB	cm	deg																																																																																		
1	5459.59	40.05	54.00	-13.95	29.06	32.36	13.39	34.76	0.00	116	310	AVERAGE																																																																																	
Avg	Freq	Level	Limit	Line Margin	Read Level	Ant Factor	Cable Loss	Preamp	Aux	APos	TPos	Remark																																																																																	
1	MHz	dBuV/m	dBuV/m	dB	dBuV	dB/m	dB	dB	dB	cm	deg																																																																																		
1	5720.00	101.37	-----	-----	89.10	33.59	13.70	35.02	0.00	116	310	AVERAGE																																																																																	



Mode	42																																								
	Band Edge - R																																								
	U-NII-2C_5.47-5.725_802.11ax HE20_CH144_5720MHz																																								
ANT	1+2																																								
Pol.	Horizontal	Fundamental																																							
Peak	<p>Site : 03CH21-HY Condition : STRADDLES U-NII-1&2A 3m DRH18-E_LE2C03A18EH_240711 HORIZONTAL : RBW:1000.000kHz VBW:3000.000kHz SMT:Auto</p> <table border="1"> <thead> <tr> <th>Limit</th> <th>Read</th> <th>Ant</th> <th>Cable</th> <th>Preamp</th> <th>Aux</th> <th>APos</th> <th>TPos</th> <th>Remark</th> </tr> <tr> <th>Freq</th> <th>Level</th> <th>Line Margin</th> <th>Level Factor</th> <th>Loss Factor</th> <th>Factor</th> <th></th> <th></th> <th></th> </tr> <tr> <th>MHz</th> <th>dBuV/m</th> <th>dBuV/m</th> <th>dB</th> <th>dBuV</th> <th>dB/m</th> <th>dB</th> <th>dB</th> <th>cm</th> <th>deg</th> </tr> </thead> <tbody> <tr> <td>1 5864.00</td> <td>50.82</td> <td>68.20</td> <td>-17.38</td> <td>38.39</td> <td>33.70</td> <td>13.87</td> <td>35.14</td> <td>0.00</td> <td>116</td> <td>310 PEAK</td> </tr> </tbody> </table>	Limit	Read	Ant	Cable	Preamp	Aux	APos	TPos	Remark	Freq	Level	Line Margin	Level Factor	Loss Factor	Factor				MHz	dBuV/m	dBuV/m	dB	dBuV	dB/m	dB	dB	cm	deg	1 5864.00	50.82	68.20	-17.38	38.39	33.70	13.87	35.14	0.00	116	310 PEAK	Blank
Limit	Read	Ant	Cable	Preamp	Aux	APos	TPos	Remark																																	
Freq	Level	Line Margin	Level Factor	Loss Factor	Factor																																				
MHz	dBuV/m	dBuV/m	dB	dBuV	dB/m	dB	dB	cm	deg																																
1 5864.00	50.82	68.20	-17.38	38.39	33.70	13.87	35.14	0.00	116	310 PEAK																															



		42																																																																																									
Mode	Band Edge - L																																																																																										
	U-NII-2C_5.47-5.725_802.11ax HE20_CH144_5720MHz																																																																																										
ANT	1+2																																																																																										
Pol.	Vertical	Fundamental																																																																																									
Peak	<p>Site : 03CH21-HY Condition: STRADDLES U-NII-182A 3m DRH18-E_LE2C03A18EN_240711 VERTICAL : RBW:1000.000kHz VBW:3000.000kHz SWT:Auto</p> <table border="1"> <thead> <tr> <th>Limit</th> <th>Read</th> <th>Ant</th> <th>Cable</th> <th>Preamp</th> <th>Aux</th> <th>APos</th> <th>TPos</th> <th>Remark</th> </tr> <tr> <th>Freq Level Line Margin</th> <th>Level</th> <th>Factor</th> <th>Loss</th> <th>Factor</th> <th>Factor</th> <th></th> <th></th> <th></th> </tr> <tr> <th>MHz</th> <th>dBuV/m</th> <th>dBuV/m</th> <th>dB</th> <th>dBuV</th> <th>dB/m</th> <th>dB</th> <th>dB</th> <th>cm</th> <th>deg</th> </tr> </thead> <tbody> <tr> <td>1 5351.95</td> <td>50.78</td> <td>74.00</td> <td>-23.22</td> <td>39.00</td> <td>32.30</td> <td>13.26</td> <td>34.58</td> <td>0.00</td> <td>100</td> <td>301 PEAK</td> </tr> <tr> <td>2 5467.00</td> <td>49.12</td> <td>68.20</td> <td>-19.08</td> <td>38.09</td> <td>32.40</td> <td>13.40</td> <td>34.77</td> <td>0.00</td> <td>100</td> <td>301 PEAK</td> </tr> </tbody> </table>	Limit	Read	Ant	Cable	Preamp	Aux	APos	TPos	Remark	Freq Level Line Margin	Level	Factor	Loss	Factor	Factor				MHz	dBuV/m	dBuV/m	dB	dBuV	dB/m	dB	dB	cm	deg	1 5351.95	50.78	74.00	-23.22	39.00	32.30	13.26	34.58	0.00	100	301 PEAK	2 5467.00	49.12	68.20	-19.08	38.09	32.40	13.40	34.77	0.00	100	301 PEAK	<p>Site : 03CH21-HY Condition: PEAK(UNII) 3m DRH18-E_LE2C03A18EN_240711 VERTICAL : RBW:1000.000kHz VBW:3000.000kHz SWT:Auto</p> <table border="1"> <thead> <tr> <th>Limit</th> <th>Read</th> <th>Ant</th> <th>Cable</th> <th>Preamp</th> <th>Aux</th> <th>APos</th> <th>TPos</th> <th>Remark</th> </tr> <tr> <th>Freq Level Line Margin</th> <th>Level</th> <th>Factor</th> <th>Loss</th> <th>Factor</th> <th>Factor</th> <th></th> <th></th> <th></th> </tr> <tr> <th>MHz</th> <th>dBuV/m</th> <th>dBuV/m</th> <th>dB</th> <th>dBuV</th> <th>dB/m</th> <th>dB</th> <th>dB</th> <th>cm</th> <th>deg</th> </tr> </thead> <tbody> <tr> <td>1 5720.00</td> <td>116.00</td> <td>-----</td> <td>-----</td> <td>104.57</td> <td>33.56</td> <td>13.69</td> <td>35.02</td> <td>0.00</td> <td>100</td> <td>301 PEAK</td> </tr> </tbody> </table>	Limit	Read	Ant	Cable	Preamp	Aux	APos	TPos	Remark	Freq Level Line Margin	Level	Factor	Loss	Factor	Factor				MHz	dBuV/m	dBuV/m	dB	dBuV	dB/m	dB	dB	cm	deg	1 5720.00	116.00	-----	-----	104.57	33.56	13.69	35.02	0.00	100	301 PEAK
	Limit	Read	Ant	Cable	Preamp	Aux	APos	TPos	Remark																																																																																		
Freq Level Line Margin	Level	Factor	Loss	Factor	Factor																																																																																						
MHz	dBuV/m	dBuV/m	dB	dBuV	dB/m	dB	dB	cm	deg																																																																																		
1 5351.95	50.78	74.00	-23.22	39.00	32.30	13.26	34.58	0.00	100	301 PEAK																																																																																	
2 5467.00	49.12	68.20	-19.08	38.09	32.40	13.40	34.77	0.00	100	301 PEAK																																																																																	
Limit	Read	Ant	Cable	Preamp	Aux	APos	TPos	Remark																																																																																			
Freq Level Line Margin	Level	Factor	Loss	Factor	Factor																																																																																						
MHz	dBuV/m	dBuV/m	dB	dBuV	dB/m	dB	dB	cm	deg																																																																																		
1 5720.00	116.00	-----	-----	104.57	33.56	13.69	35.02	0.00	100	301 PEAK																																																																																	
Avg	<p>Site : 03CH21-HY Condition: U-NII-182A AVERAGE 3m DRH18-E_LE2C03A18EN_240711 VERTICAL : RBW:1000.000kHz VBW:0.200kHz SWT:Auto</p> <table border="1"> <thead> <tr> <th>Limit</th> <th>Read</th> <th>Ant</th> <th>Cable</th> <th>Preamp</th> <th>Aux</th> <th>APos</th> <th>TPos</th> <th>Remark</th> </tr> <tr> <th>Freq Level Line Margin</th> <th>Level</th> <th>Factor</th> <th>Loss</th> <th>Factor</th> <th>Factor</th> <th></th> <th></th> <th></th> </tr> <tr> <th>MHz</th> <th>dBuV/m</th> <th>dBuV/m</th> <th>dB</th> <th>dBuV</th> <th>dB/m</th> <th>dB</th> <th>dB</th> <th>cm</th> <th>deg</th> </tr> </thead> <tbody> <tr> <td>1 5459.20</td> <td>41.61</td> <td>54.00</td> <td>-12.39</td> <td>30.62</td> <td>32.36</td> <td>13.39</td> <td>34.76</td> <td>0.00</td> <td>100</td> <td>301 AVERAGE</td> </tr> </tbody> </table>	Limit	Read	Ant	Cable	Preamp	Aux	APos	TPos	Remark	Freq Level Line Margin	Level	Factor	Loss	Factor	Factor				MHz	dBuV/m	dBuV/m	dB	dBuV	dB/m	dB	dB	cm	deg	1 5459.20	41.61	54.00	-12.39	30.62	32.36	13.39	34.76	0.00	100	301 AVERAGE	<p>Site : 03CH21-HY Condition: AVG_54 3m DRH18-E_LE2C03A18EN_240711 VERTICAL : RBW:1000.000kHz VBW:0.200kHz SWT:Auto</p> <table border="1"> <thead> <tr> <th>Limit</th> <th>Read</th> <th>Ant</th> <th>Cable</th> <th>Preamp</th> <th>Aux</th> <th>APos</th> <th>TPos</th> <th>Remark</th> </tr> <tr> <th>Freq Level Line Margin</th> <th>Level</th> <th>Factor</th> <th>Loss</th> <th>Factor</th> <th>Factor</th> <th></th> <th></th> <th></th> </tr> <tr> <th>MHz</th> <th>dBuV/m</th> <th>dBuV/m</th> <th>dB</th> <th>dBuV</th> <th>dB/m</th> <th>dB</th> <th>dB</th> <th>cm</th> <th>deg</th> </tr> </thead> <tbody> <tr> <td>1 5720.00</td> <td>110.35</td> <td>-----</td> <td>-----</td> <td>90.12</td> <td>33.56</td> <td>13.69</td> <td>35.02</td> <td>0.00</td> <td>100</td> <td>301 AVERAGE</td> </tr> </tbody> </table>	Limit	Read	Ant	Cable	Preamp	Aux	APos	TPos	Remark	Freq Level Line Margin	Level	Factor	Loss	Factor	Factor				MHz	dBuV/m	dBuV/m	dB	dBuV	dB/m	dB	dB	cm	deg	1 5720.00	110.35	-----	-----	90.12	33.56	13.69	35.02	0.00	100	301 AVERAGE											
	Limit	Read	Ant	Cable	Preamp	Aux	APos	TPos	Remark																																																																																		
Freq Level Line Margin	Level	Factor	Loss	Factor	Factor																																																																																						
MHz	dBuV/m	dBuV/m	dB	dBuV	dB/m	dB	dB	cm	deg																																																																																		
1 5459.20	41.61	54.00	-12.39	30.62	32.36	13.39	34.76	0.00	100	301 AVERAGE																																																																																	
Limit	Read	Ant	Cable	Preamp	Aux	APos	TPos	Remark																																																																																			
Freq Level Line Margin	Level	Factor	Loss	Factor	Factor																																																																																						
MHz	dBuV/m	dBuV/m	dB	dBuV	dB/m	dB	dB	cm	deg																																																																																		
1 5720.00	110.35	-----	-----	90.12	33.56	13.69	35.02	0.00	100	301 AVERAGE																																																																																	

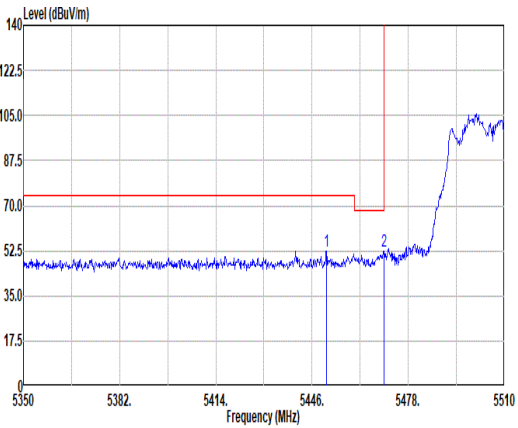
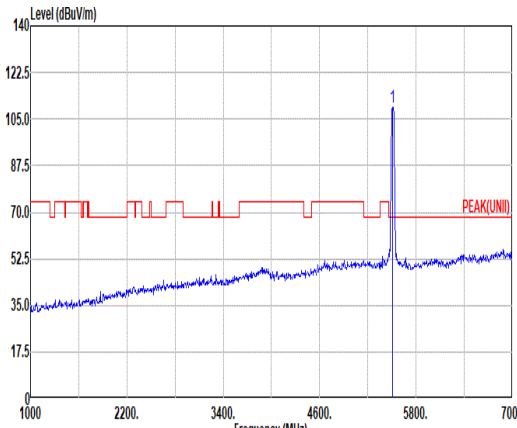
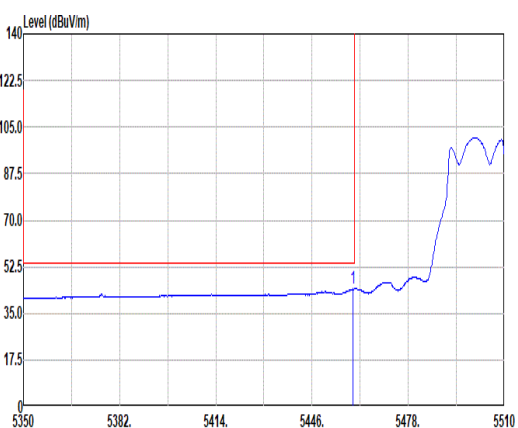
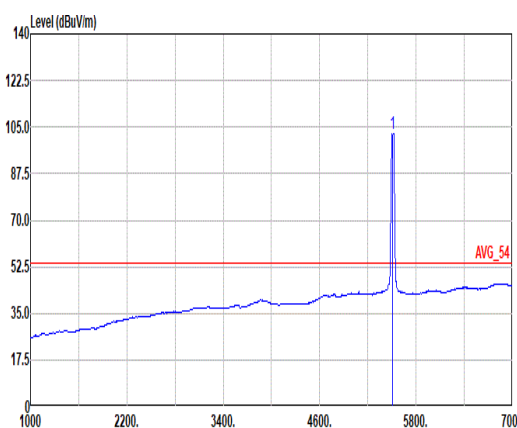


Mode	42																																									
	Band Edge - R																																									
	U-NII-2C_5.47-5.725_802.11ax HE20_CH144_5720MHz																																									
ANT	1+2																																									
Pol.	Vertical	Fundamental																																								
Peak	<p>Site : 03CH21-HY Condition: STRADDLES U-NII-1&2A 3m DRH18-E_LE2C03A18EH_240711 VERTICAL : RBW:1000.000kHz VBW:3000.000kHz SMT:Auto</p> <table border="1"> <thead> <tr> <th>Limit</th> <th>Read</th> <th>Ant</th> <th>Cable</th> <th>Preamp</th> <th>Aux</th> <th>APos</th> <th>TPos</th> <th>Remark</th> </tr> <tr> <th>Freq</th> <th>Level</th> <th>Line Margin</th> <th>Level Factor</th> <th>Loss Factor</th> <th>Factor</th> <th></th> <th></th> <th></th> </tr> <tr> <th>MHz</th> <th>dBuV/m</th> <th>dBuV/m</th> <th>dB</th> <th>dBuV</th> <th>dB/m</th> <th>dB</th> <th>dB</th> <th>cm</th> <th>deg</th> </tr> </thead> <tbody> <tr> <td>1 5887.50</td> <td>51.92</td> <td>68.20</td> <td>-16.28</td> <td>39.48</td> <td>33.70</td> <td>13.90</td> <td>35.16</td> <td>0.00</td> <td>100</td> <td>301</td> <td>PEAK</td> </tr> </tbody> </table>	Limit	Read	Ant	Cable	Preamp	Aux	APos	TPos	Remark	Freq	Level	Line Margin	Level Factor	Loss Factor	Factor				MHz	dBuV/m	dBuV/m	dB	dBuV	dB/m	dB	dB	cm	deg	1 5887.50	51.92	68.20	-16.28	39.48	33.70	13.90	35.16	0.00	100	301	PEAK	Blank
Limit	Read	Ant	Cable	Preamp	Aux	APos	TPos	Remark																																		
Freq	Level	Line Margin	Level Factor	Loss Factor	Factor																																					
MHz	dBuV/m	dBuV/m	dB	dBuV	dB/m	dB	dB	cm	deg																																	
1 5887.50	51.92	68.20	-16.28	39.48	33.70	13.90	35.16	0.00	100	301	PEAK																															



Mode	42																																																																																																																																					
	Harmonic																																																																																																																																					
	U-NII-2C_5.47-5.725_802.11ax HE20_CH144_5720MHz																																																																																																																																					
ANT	1+2																																																																																																																																					
Pol.	Horizontal	Vertical																																																																																																																																				
Peak Avg	<p>Site : 03CH21-HY Condition: PEAK(UNII) 3m DRH18-E_LE2C03A18EN_240711 HORIZONTAL</p> <table border="1"> <thead> <tr> <th>Limit</th> <th>Read</th> <th>Ant</th> <th>Cable</th> <th>Preamp</th> <th>Aux</th> <th>APos</th> <th>TPos</th> <th>Remark</th> </tr> <tr> <th>Freq</th> <th>Level</th> <th>Line</th> <th>Margin</th> <th>Level</th> <th>Factor</th> <th>Loss</th> <th>Factor</th> <th>Factor</th> </tr> <tr> <th>MHz</th> <th>dBuV/m</th> <th>dBuV/m</th> <th>dB</th> <th>dBuV</th> <th>dB/m</th> <th>dB</th> <th>dB</th> <th>dB</th> </tr> </thead> <tbody> <tr> <td>1</td> <td>11440.00</td> <td>50.00</td> <td>74.00</td> <td>-23.20</td> <td>32.99</td> <td>38.50</td> <td>19.45</td> <td>40.58</td> <td>0.44</td> <td>--</td> <td>--</td> <td>PEAK</td> </tr> <tr> <td>2</td> <td>11440.00</td> <td>42.06</td> <td>54.00</td> <td>-11.94</td> <td>24.25</td> <td>38.50</td> <td>19.45</td> <td>40.58</td> <td>0.44</td> <td>--</td> <td>--</td> <td>AVERAGE</td> </tr> <tr> <td>3</td> <td>17160.00</td> <td>52.15</td> <td>68.20</td> <td>-16.05</td> <td>34.78</td> <td>39.96</td> <td>23.95</td> <td>47.00</td> <td>0.46</td> <td>--</td> <td>--</td> <td>PEAK</td> </tr> </tbody> </table>	Limit	Read	Ant	Cable	Preamp	Aux	APos	TPos	Remark	Freq	Level	Line	Margin	Level	Factor	Loss	Factor	Factor	MHz	dBuV/m	dBuV/m	dB	dBuV	dB/m	dB	dB	dB	1	11440.00	50.00	74.00	-23.20	32.99	38.50	19.45	40.58	0.44	--	--	PEAK	2	11440.00	42.06	54.00	-11.94	24.25	38.50	19.45	40.58	0.44	--	--	AVERAGE	3	17160.00	52.15	68.20	-16.05	34.78	39.96	23.95	47.00	0.46	--	--	PEAK	<p>Site : 03CH21-HY Condition: PEAK(UNII) 3m DRH18-E_LE2C03A18EN_240711 VERTICAL</p> <table border="1"> <thead> <tr> <th>Limit</th> <th>Read</th> <th>Ant</th> <th>Cable</th> <th>Preamp</th> <th>Aux</th> <th>APos</th> <th>TPos</th> <th>Remark</th> </tr> <tr> <th>Freq</th> <th>Level</th> <th>Line</th> <th>Margin</th> <th>Level</th> <th>Factor</th> <th>Loss</th> <th>Factor</th> <th>Factor</th> </tr> <tr> <th>MHz</th> <th>dBuV/m</th> <th>dBuV/m</th> <th>dB</th> <th>dBuV</th> <th>dB/m</th> <th>dB</th> <th>dB</th> <th>dB</th> </tr> </thead> <tbody> <tr> <td>1</td> <td>11440.00</td> <td>50.98</td> <td>74.00</td> <td>-23.02</td> <td>33.17</td> <td>38.50</td> <td>19.45</td> <td>40.58</td> <td>0.44</td> <td>--</td> <td>--</td> <td>PEAK</td> </tr> <tr> <td>2</td> <td>11440.00</td> <td>42.11</td> <td>54.00</td> <td>-11.89</td> <td>24.30</td> <td>38.50</td> <td>19.45</td> <td>40.58</td> <td>0.44</td> <td>--</td> <td>--</td> <td>AVERAGE</td> </tr> <tr> <td>3</td> <td>17160.00</td> <td>52.92</td> <td>68.20</td> <td>-15.28</td> <td>35.55</td> <td>39.96</td> <td>23.95</td> <td>47.00</td> <td>0.46</td> <td>--</td> <td>--</td> <td>PEAK</td> </tr> </tbody> </table>	Limit	Read	Ant	Cable	Preamp	Aux	APos	TPos	Remark	Freq	Level	Line	Margin	Level	Factor	Loss	Factor	Factor	MHz	dBuV/m	dBuV/m	dB	dBuV	dB/m	dB	dB	dB	1	11440.00	50.98	74.00	-23.02	33.17	38.50	19.45	40.58	0.44	--	--	PEAK	2	11440.00	42.11	54.00	-11.89	24.30	38.50	19.45	40.58	0.44	--	--	AVERAGE	3	17160.00	52.92	68.20	-15.28	35.55	39.96	23.95	47.00	0.46	--	--	PEAK
	Limit	Read	Ant	Cable	Preamp	Aux	APos	TPos	Remark																																																																																																																													
Freq	Level	Line	Margin	Level	Factor	Loss	Factor	Factor																																																																																																																														
MHz	dBuV/m	dBuV/m	dB	dBuV	dB/m	dB	dB	dB																																																																																																																														
1	11440.00	50.00	74.00	-23.20	32.99	38.50	19.45	40.58	0.44	--	--	PEAK																																																																																																																										
2	11440.00	42.06	54.00	-11.94	24.25	38.50	19.45	40.58	0.44	--	--	AVERAGE																																																																																																																										
3	17160.00	52.15	68.20	-16.05	34.78	39.96	23.95	47.00	0.46	--	--	PEAK																																																																																																																										
Limit	Read	Ant	Cable	Preamp	Aux	APos	TPos	Remark																																																																																																																														
Freq	Level	Line	Margin	Level	Factor	Loss	Factor	Factor																																																																																																																														
MHz	dBuV/m	dBuV/m	dB	dBuV	dB/m	dB	dB	dB																																																																																																																														
1	11440.00	50.98	74.00	-23.02	33.17	38.50	19.45	40.58	0.44	--	--	PEAK																																																																																																																										
2	11440.00	42.11	54.00	-11.89	24.30	38.50	19.45	40.58	0.44	--	--	AVERAGE																																																																																																																										
3	17160.00	52.92	68.20	-15.28	35.55	39.96	23.95	47.00	0.46	--	--	PEAK																																																																																																																										



		43																																																																																																			
Mode	Band Edge - L																																																																																																				
	U-NII-2C_5.47-5.725_802.11n HT40_CH102_5510MHz																																																																																																				
ANT	1+2																																																																																																				
Pol.	Horizontal	Fundamental																																																																																																			
Peak	 <p>Site : 03CH21-HY Condition: PEAK_BE(UNII)_B3 3m DRH18-E_LE2C03A18EN_240711 HORIZONTAL : RBW:1000.000kHz VBW:3000.000kHz SMT:Auto</p> <table border="1"> <thead> <tr> <th></th> <th>Limit</th> <th>Read</th> <th>Ant</th> <th>Cable</th> <th>Preamp</th> <th>Aux</th> <th>APos</th> <th>TPos</th> <th>Remark</th> </tr> <tr> <th>Freq</th> <th>Level</th> <th>Line Margin</th> <th>Level</th> <th>Factor</th> <th>Loss</th> <th>Factor</th> <th>Factor</th> <th>Factor</th> <th></th> </tr> <tr> <th>MHz</th> <th>dBuV/m</th> <th>dBuV/m</th> <th>dB</th> <th>dBuV</th> <th>dB/m</th> <th>dB</th> <th>dB</th> <th>cm</th> <th>deg</th> </tr> </thead> <tbody> <tr> <td>1</td> <td>5450.80</td> <td>52.32</td> <td>74.00</td> <td>-21.68</td> <td>41.39</td> <td>32.30</td> <td>13.38</td> <td>34.75</td> <td>0.00</td> <td>100</td> <td>335</td> <td>PEAK</td> </tr> <tr> <td>2</td> <td>5469.84</td> <td>52.23</td> <td>68.20</td> <td>-15.97</td> <td>41.19</td> <td>32.42</td> <td>13.40</td> <td>34.78</td> <td>0.00</td> <td>100</td> <td>335</td> <td>PEAK</td> </tr> </tbody> </table>		Limit	Read	Ant	Cable	Preamp	Aux	APos	TPos	Remark	Freq	Level	Line Margin	Level	Factor	Loss	Factor	Factor	Factor		MHz	dBuV/m	dBuV/m	dB	dBuV	dB/m	dB	dB	cm	deg	1	5450.80	52.32	74.00	-21.68	41.39	32.30	13.38	34.75	0.00	100	335	PEAK	2	5469.84	52.23	68.20	-15.97	41.19	32.42	13.40	34.78	0.00	100	335	PEAK	 <p>Site : 03CH21-HY Condition: PEAK(UNII) 3m DRH18-E_LE2C03A18EN_240711 HORIZONTAL : RBW:1000.000kHz VBW:3000.000kHz SMT:Auto</p> <table border="1"> <thead> <tr> <th></th> <th>Limit</th> <th>Read</th> <th>Ant</th> <th>Cable</th> <th>Preamp</th> <th>Aux</th> <th>APos</th> <th>TPos</th> <th>Remark</th> </tr> <tr> <th>Freq</th> <th>Level</th> <th>Line Margin</th> <th>Level</th> <th>Factor</th> <th>Loss</th> <th>Factor</th> <th>Factor</th> <th>Factor</th> <th></th> </tr> <tr> <th>MHz</th> <th>dBuV/m</th> <th>dBuV/m</th> <th>dB</th> <th>dBuV</th> <th>dB/m</th> <th>dB</th> <th>dB</th> <th>cm</th> <th>deg</th> </tr> </thead> <tbody> <tr> <td>1</td> <td>5510.00</td> <td>109.27</td> <td>-----</td> <td>-----</td> <td>98.01</td> <td>32.65</td> <td>13.45</td> <td>34.84</td> <td>0.00</td> <td>100</td> <td>335</td> <td>PEAK</td> </tr> </tbody> </table>		Limit	Read	Ant	Cable	Preamp	Aux	APos	TPos	Remark	Freq	Level	Line Margin	Level	Factor	Loss	Factor	Factor	Factor		MHz	dBuV/m	dBuV/m	dB	dBuV	dB/m	dB	dB	cm	deg	1	5510.00	109.27	-----	-----	98.01	32.65	13.45	34.84	0.00	100	335	PEAK
		Limit	Read	Ant	Cable	Preamp	Aux	APos	TPos	Remark																																																																																											
Freq	Level	Line Margin	Level	Factor	Loss	Factor	Factor	Factor																																																																																													
MHz	dBuV/m	dBuV/m	dB	dBuV	dB/m	dB	dB	cm	deg																																																																																												
1	5450.80	52.32	74.00	-21.68	41.39	32.30	13.38	34.75	0.00	100	335	PEAK																																																																																									
2	5469.84	52.23	68.20	-15.97	41.19	32.42	13.40	34.78	0.00	100	335	PEAK																																																																																									
	Limit	Read	Ant	Cable	Preamp	Aux	APos	TPos	Remark																																																																																												
Freq	Level	Line Margin	Level	Factor	Loss	Factor	Factor	Factor																																																																																													
MHz	dBuV/m	dBuV/m	dB	dBuV	dB/m	dB	dB	cm	deg																																																																																												
1	5510.00	109.27	-----	-----	98.01	32.65	13.45	34.84	0.00	100	335	PEAK																																																																																									
Avg	 <p>Site : 03CH21-HY Condition: AVG_BE(UNII)_B3 3m DRH18-E_LE2C03A18EN_240711 HORIZONTAL : RBW:1000.000kHz VBW:0.200kHz SMT:Auto</p> <table border="1"> <thead> <tr> <th></th> <th>Limit</th> <th>Read</th> <th>Ant</th> <th>Cable</th> <th>Preamp</th> <th>Aux</th> <th>APos</th> <th>TPos</th> <th>Remark</th> </tr> <tr> <th>Freq</th> <th>Level</th> <th>Line Margin</th> <th>Level</th> <th>Factor</th> <th>Loss</th> <th>Factor</th> <th>Factor</th> <th>Factor</th> <th></th> </tr> <tr> <th>MHz</th> <th>dBuV/m</th> <th>dBuV/m</th> <th>dB</th> <th>dBuV</th> <th>dB/m</th> <th>dB</th> <th>dB</th> <th>cm</th> <th>deg</th> </tr> </thead> <tbody> <tr> <td>1</td> <td>5459.60</td> <td>44.18</td> <td>54.00</td> <td>-9.82</td> <td>33.19</td> <td>32.36</td> <td>13.39</td> <td>34.76</td> <td>0.00</td> <td>100</td> <td>335</td> <td>AVERAGE</td> </tr> </tbody> </table>		Limit	Read	Ant	Cable	Preamp	Aux	APos	TPos	Remark	Freq	Level	Line Margin	Level	Factor	Loss	Factor	Factor	Factor		MHz	dBuV/m	dBuV/m	dB	dBuV	dB/m	dB	dB	cm	deg	1	5459.60	44.18	54.00	-9.82	33.19	32.36	13.39	34.76	0.00	100	335	AVERAGE	 <p>Site : 03CH21-HY Condition: AVG_54 3m DRH18-E_LE2C03A18EN_240711 HORIZONTAL : RBW:1000.000kHz VBW:0.200kHz SMT:Auto</p> <table border="1"> <thead> <tr> <th></th> <th>Limit</th> <th>Read</th> <th>Ant</th> <th>Cable</th> <th>Preamp</th> <th>Aux</th> <th>APos</th> <th>TPos</th> <th>Remark</th> </tr> <tr> <th>Freq</th> <th>Level</th> <th>Line Margin</th> <th>Level</th> <th>Factor</th> <th>Loss</th> <th>Factor</th> <th>Factor</th> <th>Factor</th> <th></th> </tr> <tr> <th>MHz</th> <th>dBuV/m</th> <th>dBuV/m</th> <th>dB</th> <th>dBuV</th> <th>dB/m</th> <th>dB</th> <th>dB</th> <th>cm</th> <th>deg</th> </tr> </thead> <tbody> <tr> <td>1</td> <td>5510.00</td> <td>102.74</td> <td>-----</td> <td>-----</td> <td>91.53</td> <td>32.60</td> <td>13.44</td> <td>34.83</td> <td>0.00</td> <td>100</td> <td>335</td> <td>AVERAGE</td> </tr> </tbody> </table>		Limit	Read	Ant	Cable	Preamp	Aux	APos	TPos	Remark	Freq	Level	Line Margin	Level	Factor	Loss	Factor	Factor	Factor		MHz	dBuV/m	dBuV/m	dB	dBuV	dB/m	dB	dB	cm	deg	1	5510.00	102.74	-----	-----	91.53	32.60	13.44	34.83	0.00	100	335	AVERAGE													
		Limit	Read	Ant	Cable	Preamp	Aux	APos	TPos	Remark																																																																																											
Freq	Level	Line Margin	Level	Factor	Loss	Factor	Factor	Factor																																																																																													
MHz	dBuV/m	dBuV/m	dB	dBuV	dB/m	dB	dB	cm	deg																																																																																												
1	5459.60	44.18	54.00	-9.82	33.19	32.36	13.39	34.76	0.00	100	335	AVERAGE																																																																																									
	Limit	Read	Ant	Cable	Preamp	Aux	APos	TPos	Remark																																																																																												
Freq	Level	Line Margin	Level	Factor	Loss	Factor	Factor	Factor																																																																																													
MHz	dBuV/m	dBuV/m	dB	dBuV	dB/m	dB	dB	cm	deg																																																																																												
1	5510.00	102.74	-----	-----	91.53	32.60	13.44	34.83	0.00	100	335	AVERAGE																																																																																									



Mode	43																																									
	Band Edge - R																																									
	U-NII-2C_5.47-5.725_802.11n HT40_CH102_5510MHz																																									
ANT	1+2																																									
Pol.	Horizontal	Fundamental																																								
Peak	<p>Site : 03CH21-HY Condition: PEAK_BE(UNII)_B3 3m DRH18-E_LE2C03A18EN_240711 HORIZONTAL : RBW:1000.000kHz VBW:3000.000kHz SMT:Auto</p> <table border="1"> <thead> <tr> <th>Limit</th> <th>Read</th> <th>Ant</th> <th>Cable</th> <th>Preamp</th> <th>Aux</th> <th>APos</th> <th>TPos</th> <th>Remark</th> </tr> <tr> <th>Freq</th> <th>Level</th> <th>Line Margin</th> <th>Level Factor</th> <th>Loss Factor</th> <th>Factor</th> <th></th> <th></th> <th></th> </tr> <tr> <th>MHz</th> <th>dBuV/m</th> <th>dBuV/m</th> <th>dB</th> <th>dBuV</th> <th>dB/m</th> <th>dB</th> <th>dB</th> <th>cm</th> <th>deg</th> </tr> </thead> <tbody> <tr> <td>1 5757.35</td> <td>50.29</td> <td>68.20</td> <td>-17.91</td> <td>37.90</td> <td>33.70</td> <td>13.74</td> <td>35.05</td> <td>0.00</td> <td>100</td> <td>335</td> <td>PEAK</td> </tr> </tbody> </table>	Limit	Read	Ant	Cable	Preamp	Aux	APos	TPos	Remark	Freq	Level	Line Margin	Level Factor	Loss Factor	Factor				MHz	dBuV/m	dBuV/m	dB	dBuV	dB/m	dB	dB	cm	deg	1 5757.35	50.29	68.20	-17.91	37.90	33.70	13.74	35.05	0.00	100	335	PEAK	Blank
Limit	Read	Ant	Cable	Preamp	Aux	APos	TPos	Remark																																		
Freq	Level	Line Margin	Level Factor	Loss Factor	Factor																																					
MHz	dBuV/m	dBuV/m	dB	dBuV	dB/m	dB	dB	cm	deg																																	
1 5757.35	50.29	68.20	-17.91	37.90	33.70	13.74	35.05	0.00	100	335	PEAK																															



43																																																																																																				
Mode	Band Edge - L																																																																																																			
U-NII-2C_5.47-5.725_802.11n HT40_CH102_5510MHz																																																																																																				
ANT	1+2																																																																																																			
Pol.	Vertical																																																																																																			
Peak	<div style="display: flex; justify-content: space-between;"> <div style="width: 48%;"> <p>Site : 03CH21-HY Condition: PEAK_BE(UNII)_B3 3m DRH18-E_LE2C03A18EN_240711 VERTICAL : RBW:1000.000kHz VBW:3000.000kHz SMT:Auto</p> <table border="1"> <thead> <tr> <th></th> <th>Limit</th> <th>Read</th> <th>Ant</th> <th>Cable</th> <th>Preamp</th> <th>Aux</th> <th>APos</th> <th>TPos</th> <th>Remark</th> </tr> <tr> <th>Freq</th> <th>Level</th> <th>Line Margin</th> <th>Level</th> <th>Factor</th> <th>Loss</th> <th>Factor</th> <th>Factor</th> <th>cm</th> <th>deg</th> </tr> <tr> <th></th> <th>MHz</th> <th>dBuV/m</th> <th>dBuV/m</th> <th>dB</th> <th>dBuV</th> <th>dB/m</th> <th>dB</th> <th>dB</th> <th></th> </tr> </thead> <tbody> <tr> <td>1</td> <td>5455.92</td> <td>54.13</td> <td>74.00</td> <td>-19.87</td> <td>43.16</td> <td>32.34</td> <td>13.38</td> <td>34.75</td> <td>0.00</td> <td>116</td> <td>296</td> <td>PEAK</td> </tr> <tr> <td>2</td> <td>5467.60</td> <td>61.12</td> <td>68.20</td> <td>-7.08</td> <td>50.08</td> <td>32.41</td> <td>13.40</td> <td>34.77</td> <td>0.00</td> <td>116</td> <td>296</td> <td>PEAK</td> </tr> </tbody> </table> </div> <div style="width: 48%;"> <p>Site : 03CH21-HY Condition: PEAK(UNII) 3m DRH18-E_LE2C03A18EN_240711 VERTICAL : RBW:1000.000kHz VBW:3000.000kHz SMT:Auto</p> <table border="1"> <thead> <tr> <th></th> <th>Limit</th> <th>Read</th> <th>Ant</th> <th>Cable</th> <th>Preamp</th> <th>Aux</th> <th>APos</th> <th>TPos</th> <th>Remark</th> </tr> <tr> <th>Freq</th> <th>Level</th> <th>Line Margin</th> <th>Level</th> <th>Factor</th> <th>Loss</th> <th>Factor</th> <th>Factor</th> <th>cm</th> <th>deg</th> </tr> <tr> <th></th> <th>MHz</th> <th>dBuV/m</th> <th>dBuV/m</th> <th>dB</th> <th>dBuV</th> <th>dB/m</th> <th>dB</th> <th>dB</th> <th></th> </tr> </thead> <tbody> <tr> <td>1</td> <td>5518.00</td> <td>116.11</td> <td>-----</td> <td>-----</td> <td>104.83</td> <td>32.67</td> <td>13.46</td> <td>34.85</td> <td>0.00</td> <td>116</td> <td>296</td> <td>PEAK</td> </tr> </tbody> </table> </div> </div>		Limit	Read	Ant	Cable	Preamp	Aux	APos	TPos	Remark	Freq	Level	Line Margin	Level	Factor	Loss	Factor	Factor	cm	deg		MHz	dBuV/m	dBuV/m	dB	dBuV	dB/m	dB	dB		1	5455.92	54.13	74.00	-19.87	43.16	32.34	13.38	34.75	0.00	116	296	PEAK	2	5467.60	61.12	68.20	-7.08	50.08	32.41	13.40	34.77	0.00	116	296	PEAK		Limit	Read	Ant	Cable	Preamp	Aux	APos	TPos	Remark	Freq	Level	Line Margin	Level	Factor	Loss	Factor	Factor	cm	deg		MHz	dBuV/m	dBuV/m	dB	dBuV	dB/m	dB	dB		1	5518.00	116.11	-----	-----	104.83	32.67	13.46	34.85	0.00	116	296	PEAK
	Limit	Read	Ant	Cable	Preamp	Aux	APos	TPos	Remark																																																																																											
Freq	Level	Line Margin	Level	Factor	Loss	Factor	Factor	cm	deg																																																																																											
	MHz	dBuV/m	dBuV/m	dB	dBuV	dB/m	dB	dB																																																																																												
1	5455.92	54.13	74.00	-19.87	43.16	32.34	13.38	34.75	0.00	116	296	PEAK																																																																																								
2	5467.60	61.12	68.20	-7.08	50.08	32.41	13.40	34.77	0.00	116	296	PEAK																																																																																								
	Limit	Read	Ant	Cable	Preamp	Aux	APos	TPos	Remark																																																																																											
Freq	Level	Line Margin	Level	Factor	Loss	Factor	Factor	cm	deg																																																																																											
	MHz	dBuV/m	dBuV/m	dB	dBuV	dB/m	dB	dB																																																																																												
1	5518.00	116.11	-----	-----	104.83	32.67	13.46	34.85	0.00	116	296	PEAK																																																																																								
Avg	<div style="display: flex; justify-content: space-between;"> <div style="width: 48%;"> <p>Site : 03CH21-HY Condition: AVG_BE(UNII)_B3 3m DRH18-E_LE2C03A18EN_240711 VERTICAL : RBW:1000.000kHz VBW:0.200kHz SMT:Auto</p> <table border="1"> <thead> <tr> <th></th> <th>Limit</th> <th>Read</th> <th>Ant</th> <th>Cable</th> <th>Preamp</th> <th>Aux</th> <th>APos</th> <th>TPos</th> <th>Remark</th> </tr> <tr> <th>Freq</th> <th>Level</th> <th>Line Margin</th> <th>Level</th> <th>Factor</th> <th>Loss</th> <th>Factor</th> <th>Factor</th> <th>cm</th> <th>deg</th> </tr> <tr> <th></th> <th>MHz</th> <th>dBuV/m</th> <th>dBuV/m</th> <th>dB</th> <th>dBuV</th> <th>dB/m</th> <th>dB</th> <th>dB</th> <th></th> </tr> </thead> <tbody> <tr> <td>1</td> <td>5456.24</td> <td>48.15</td> <td>54.00</td> <td>-5.85</td> <td>37.18</td> <td>32.34</td> <td>13.38</td> <td>34.75</td> <td>0.00</td> <td>116</td> <td>296</td> <td>AVERAGE</td> </tr> </tbody> </table> </div> <div style="width: 48%;"> <p>Site : 03CH21-HY Condition: AVG_54 3m DRH18-E_LE2C03A18EN_240711 VERTICAL : RBW:1000.000kHz VBW:0.200kHz SMT:Auto</p> <table border="1"> <thead> <tr> <th></th> <th>Limit</th> <th>Read</th> <th>Ant</th> <th>Cable</th> <th>Preamp</th> <th>Aux</th> <th>APos</th> <th>TPos</th> <th>Remark</th> </tr> <tr> <th>Freq</th> <th>Level</th> <th>Line Margin</th> <th>Level</th> <th>Factor</th> <th>Loss</th> <th>Factor</th> <th>Factor</th> <th>cm</th> <th>deg</th> </tr> <tr> <th></th> <th>MHz</th> <th>dBuV/m</th> <th>dBuV/m</th> <th>dB</th> <th>dBuV</th> <th>dB/m</th> <th>dB</th> <th>dB</th> <th></th> </tr> </thead> <tbody> <tr> <td>1</td> <td>5518.00</td> <td>109.66</td> <td>-----</td> <td>-----</td> <td>98.44</td> <td>32.62</td> <td>13.44</td> <td>34.84</td> <td>0.00</td> <td>116</td> <td>296</td> <td>AVERAGE</td> </tr> </tbody> </table> </div> </div>		Limit	Read	Ant	Cable	Preamp	Aux	APos	TPos	Remark	Freq	Level	Line Margin	Level	Factor	Loss	Factor	Factor	cm	deg		MHz	dBuV/m	dBuV/m	dB	dBuV	dB/m	dB	dB		1	5456.24	48.15	54.00	-5.85	37.18	32.34	13.38	34.75	0.00	116	296	AVERAGE		Limit	Read	Ant	Cable	Preamp	Aux	APos	TPos	Remark	Freq	Level	Line Margin	Level	Factor	Loss	Factor	Factor	cm	deg		MHz	dBuV/m	dBuV/m	dB	dBuV	dB/m	dB	dB		1	5518.00	109.66	-----	-----	98.44	32.62	13.44	34.84	0.00	116	296	AVERAGE													
	Limit	Read	Ant	Cable	Preamp	Aux	APos	TPos	Remark																																																																																											
Freq	Level	Line Margin	Level	Factor	Loss	Factor	Factor	cm	deg																																																																																											
	MHz	dBuV/m	dBuV/m	dB	dBuV	dB/m	dB	dB																																																																																												
1	5456.24	48.15	54.00	-5.85	37.18	32.34	13.38	34.75	0.00	116	296	AVERAGE																																																																																								
	Limit	Read	Ant	Cable	Preamp	Aux	APos	TPos	Remark																																																																																											
Freq	Level	Line Margin	Level	Factor	Loss	Factor	Factor	cm	deg																																																																																											
	MHz	dBuV/m	dBuV/m	dB	dBuV	dB/m	dB	dB																																																																																												
1	5518.00	109.66	-----	-----	98.44	32.62	13.44	34.84	0.00	116	296	AVERAGE																																																																																								

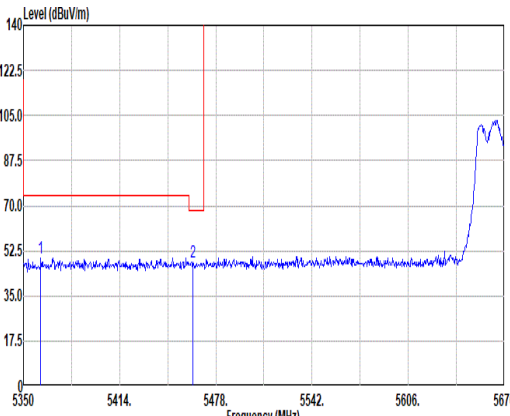
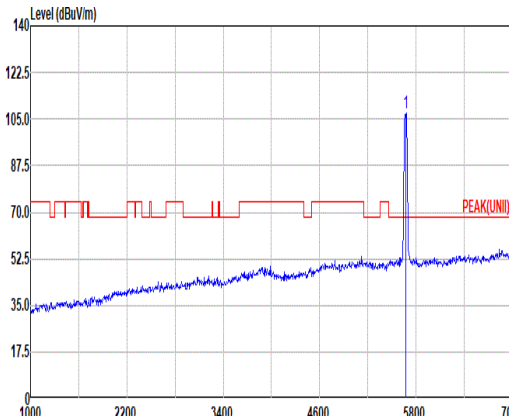
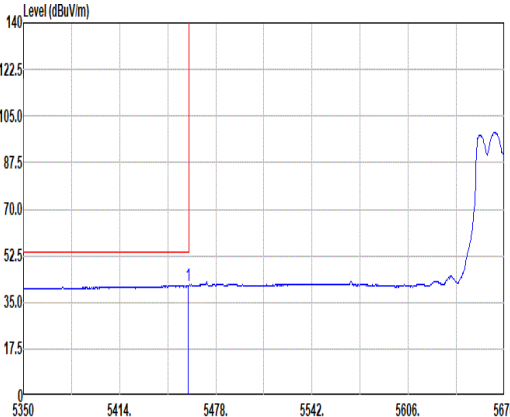
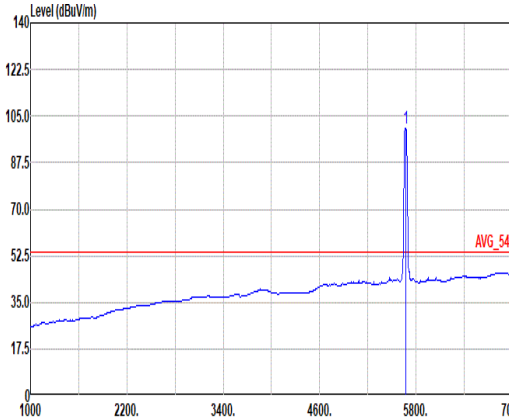


Mode	43																																									
	Band Edge - R																																									
	U-NII-2C_5.47-5.725_802.11n HT40_CH102_5510MHz																																									
ANT	1+2																																									
Pol.	Vertical	Fundamental																																								
Peak	<p>Site : 03CH21-HY Condition: PEAK_BE(UNII)_B3 3m DRH18-E_LE2C03A18EN_240711 VERTICAL : RBW:1000.000kHz VBW:3000.000kHz SMT:Auto</p> <table border="1"> <thead> <tr> <th>Limit</th> <th>Read</th> <th>Ant</th> <th>Cable</th> <th>Preamp</th> <th>Aux</th> <th>APos</th> <th>TPos</th> <th>Remark</th> </tr> <tr> <th>Freq</th> <th>Level</th> <th>Line Margin</th> <th>Level Factor</th> <th>Loss Factor</th> <th>Factor</th> <th></th> <th></th> <th></th> </tr> <tr> <th>MHz</th> <th>dBuV/m</th> <th>dBuV/m</th> <th>dB</th> <th>dBuV</th> <th>dB/m</th> <th>dB</th> <th>dB</th> <th>cm</th> <th>deg</th> </tr> </thead> <tbody> <tr> <td>1 5750.47</td> <td>51.86</td> <td>68.20</td> <td>-16.34</td> <td>39.48</td> <td>33.70</td> <td>13.73</td> <td>35.05</td> <td>0.00</td> <td>116</td> <td>296</td> <td>PEAK</td> </tr> </tbody> </table>	Limit	Read	Ant	Cable	Preamp	Aux	APos	TPos	Remark	Freq	Level	Line Margin	Level Factor	Loss Factor	Factor				MHz	dBuV/m	dBuV/m	dB	dBuV	dB/m	dB	dB	cm	deg	1 5750.47	51.86	68.20	-16.34	39.48	33.70	13.73	35.05	0.00	116	296	PEAK	Blank
Limit	Read	Ant	Cable	Preamp	Aux	APos	TPos	Remark																																		
Freq	Level	Line Margin	Level Factor	Loss Factor	Factor																																					
MHz	dBuV/m	dBuV/m	dB	dBuV	dB/m	dB	dB	cm	deg																																	
1 5750.47	51.86	68.20	-16.34	39.48	33.70	13.73	35.05	0.00	116	296	PEAK																															



Mode	44																																																																																																																																							
	Harmonic																																																																																																																																							
	U-NII-2C_5.47-5.725_802.11n HT40_CH110_5550MHz																																																																																																																																							
ANT	1+2																																																																																																																																							
Pol.	Horizontal	Vertical																																																																																																																																						
Peak Avg	<p>Site : 03CH21-HY Condition: PEAK(UNII) 3m DRH18-E_LE2C03A18EN_240711 HORIZONTAL</p> <table border="1"> <thead> <tr> <th>Limit</th> <th>Read</th> <th>Ant</th> <th>Cable</th> <th>Preamp</th> <th>Aux</th> <th>APos</th> <th>TPos</th> <th>Remark</th> </tr> <tr> <th>Freq</th> <th>Level</th> <th>Line Margin</th> <th>Level</th> <th>Factor</th> <th>Loss Factor</th> <th>Factor</th> <th></th> <th></th> </tr> <tr> <th>MHz</th> <th>dBuV/m</th> <th>dBuV/m</th> <th>dB</th> <th>dBuV</th> <th>dB/m</th> <th>dB</th> <th>dB</th> <th>cm</th> <th>deg</th> </tr> </thead> <tbody> <tr> <td>1</td> <td>11100.00</td> <td>50.21</td> <td>74.00</td> <td>-23.79</td> <td>33.07</td> <td>37.90</td> <td>19.14</td> <td>40.34</td> <td>0.44</td> <td>--</td> <td>--</td> <td>PEAK</td> </tr> <tr> <td>2</td> <td>11100.00</td> <td>40.32</td> <td>54.00</td> <td>-13.68</td> <td>23.18</td> <td>37.90</td> <td>19.14</td> <td>40.34</td> <td>0.44</td> <td>--</td> <td>--</td> <td>AVERAGE</td> </tr> <tr> <td>3</td> <td>16650.00</td> <td>52.68</td> <td>68.20</td> <td>-15.52</td> <td>34.93</td> <td>40.40</td> <td>23.59</td> <td>46.69</td> <td>0.45</td> <td>--</td> <td>--</td> <td>PEAK</td> </tr> </tbody> </table>	Limit	Read	Ant	Cable	Preamp	Aux	APos	TPos	Remark	Freq	Level	Line Margin	Level	Factor	Loss Factor	Factor			MHz	dBuV/m	dBuV/m	dB	dBuV	dB/m	dB	dB	cm	deg	1	11100.00	50.21	74.00	-23.79	33.07	37.90	19.14	40.34	0.44	--	--	PEAK	2	11100.00	40.32	54.00	-13.68	23.18	37.90	19.14	40.34	0.44	--	--	AVERAGE	3	16650.00	52.68	68.20	-15.52	34.93	40.40	23.59	46.69	0.45	--	--	PEAK	<p>Site : 03CH21-HY Condition: PEAK(UNII) 3m DRH18-E_LE2C03A18EN_240711 VERTICAL</p> <table border="1"> <thead> <tr> <th>Limit</th> <th>Read</th> <th>Ant</th> <th>Cable</th> <th>Preamp</th> <th>Aux</th> <th>APos</th> <th>TPos</th> <th>Remark</th> </tr> <tr> <th>Freq</th> <th>Level</th> <th>Line Margin</th> <th>Level</th> <th>Factor</th> <th>Loss Factor</th> <th>Factor</th> <th></th> <th></th> </tr> <tr> <th>MHz</th> <th>dBuV/m</th> <th>dBuV/m</th> <th>dB</th> <th>dBuV</th> <th>dB/m</th> <th>dB</th> <th>dB</th> <th>cm</th> <th>deg</th> </tr> </thead> <tbody> <tr> <td>1</td> <td>11100.00</td> <td>49.17</td> <td>74.00</td> <td>-24.83</td> <td>32.03</td> <td>37.90</td> <td>19.14</td> <td>40.34</td> <td>0.44</td> <td>--</td> <td>--</td> <td>PEAK</td> </tr> <tr> <td>2</td> <td>11100.00</td> <td>39.74</td> <td>54.00</td> <td>-14.26</td> <td>22.60</td> <td>37.90</td> <td>19.14</td> <td>40.34</td> <td>0.44</td> <td>--</td> <td>--</td> <td>AVERAGE</td> </tr> <tr> <td>3</td> <td>16650.00</td> <td>52.59</td> <td>68.20</td> <td>-15.61</td> <td>34.84</td> <td>40.40</td> <td>23.59</td> <td>46.69</td> <td>0.45</td> <td>--</td> <td>--</td> <td>PEAK</td> </tr> </tbody> </table>	Limit	Read	Ant	Cable	Preamp	Aux	APos	TPos	Remark	Freq	Level	Line Margin	Level	Factor	Loss Factor	Factor			MHz	dBuV/m	dBuV/m	dB	dBuV	dB/m	dB	dB	cm	deg	1	11100.00	49.17	74.00	-24.83	32.03	37.90	19.14	40.34	0.44	--	--	PEAK	2	11100.00	39.74	54.00	-14.26	22.60	37.90	19.14	40.34	0.44	--	--	AVERAGE	3	16650.00	52.59	68.20	-15.61	34.84	40.40	23.59	46.69	0.45	--	--	PEAK
	Limit	Read	Ant	Cable	Preamp	Aux	APos	TPos	Remark																																																																																																																															
Freq	Level	Line Margin	Level	Factor	Loss Factor	Factor																																																																																																																																		
MHz	dBuV/m	dBuV/m	dB	dBuV	dB/m	dB	dB	cm	deg																																																																																																																															
1	11100.00	50.21	74.00	-23.79	33.07	37.90	19.14	40.34	0.44	--	--	PEAK																																																																																																																												
2	11100.00	40.32	54.00	-13.68	23.18	37.90	19.14	40.34	0.44	--	--	AVERAGE																																																																																																																												
3	16650.00	52.68	68.20	-15.52	34.93	40.40	23.59	46.69	0.45	--	--	PEAK																																																																																																																												
Limit	Read	Ant	Cable	Preamp	Aux	APos	TPos	Remark																																																																																																																																
Freq	Level	Line Margin	Level	Factor	Loss Factor	Factor																																																																																																																																		
MHz	dBuV/m	dBuV/m	dB	dBuV	dB/m	dB	dB	cm	deg																																																																																																																															
1	11100.00	49.17	74.00	-24.83	32.03	37.90	19.14	40.34	0.44	--	--	PEAK																																																																																																																												
2	11100.00	39.74	54.00	-14.26	22.60	37.90	19.14	40.34	0.44	--	--	AVERAGE																																																																																																																												
3	16650.00	52.59	68.20	-15.61	34.84	40.40	23.59	46.69	0.45	--	--	PEAK																																																																																																																												



		45																																																																																																						
Mode	Band Edge - L																																																																																																							
	U-NII-2C_5.47-5.725_802.11n HT40_CH134_5670MHz																																																																																																							
ANT	1+2																																																																																																							
Pol.	Horizontal		Fundamental																																																																																																					
Peak	 <p>Site : 03CH21-HY Condition: PEAK_BE(UNII)_B3 3m DRH18-E_LE2C03A18EN_240711 HORIZONTAL : RBW:1000.000kHz VBW:3000.000kHz SMT:Auto</p> <table border="1"> <thead> <tr> <th></th> <th>Limit</th> <th>Read</th> <th>Ant</th> <th>Cable</th> <th>Preamp</th> <th>Aux</th> <th>APos</th> <th>TPos</th> <th>Remark</th> </tr> <tr> <th>Freq</th> <th>Level</th> <th>Line Margin</th> <th>Level</th> <th>Factor</th> <th>Loss</th> <th>Factor</th> <th>Factor</th> <th>Factor</th> <th></th> </tr> <tr> <th></th> <th>MHz</th> <th>dBuV/m</th> <th>dBuV/m</th> <th>dB</th> <th>dBuV</th> <th>dB/m</th> <th>dB</th> <th>dB</th> <th>cm</th> <th>deg</th> </tr> </thead> <tbody> <tr> <td>1</td> <td>5361.52</td> <td>49.84</td> <td>74.00</td> <td>-24.16</td> <td>38.87</td> <td>32.28</td> <td>13.28</td> <td>34.59</td> <td>0.00</td> <td>100</td> <td>331</td> <td>PEAK</td> </tr> <tr> <td>2</td> <td>5462.64</td> <td>48.23</td> <td>68.20</td> <td>-19.97</td> <td>37.23</td> <td>32.38</td> <td>13.39</td> <td>34.77</td> <td>0.00</td> <td>100</td> <td>331</td> <td>PEAK</td> </tr> </tbody> </table>			Limit	Read	Ant	Cable	Preamp	Aux	APos	TPos	Remark	Freq	Level	Line Margin	Level	Factor	Loss	Factor	Factor	Factor			MHz	dBuV/m	dBuV/m	dB	dBuV	dB/m	dB	dB	cm	deg	1	5361.52	49.84	74.00	-24.16	38.87	32.28	13.28	34.59	0.00	100	331	PEAK	2	5462.64	48.23	68.20	-19.97	37.23	32.38	13.39	34.77	0.00	100	331	PEAK	 <p>Site : 03CH21-HY Condition: PEAK(UNII) 3m DRH18-E_LE2C03A18EN_240711 HORIZONTAL : RBW:1000.000kHz VBW:3000.000kHz SMT:Auto</p> <table border="1"> <thead> <tr> <th></th> <th>Limit</th> <th>Read</th> <th>Ant</th> <th>Cable</th> <th>Preamp</th> <th>Aux</th> <th>APos</th> <th>TPos</th> <th>Remark</th> </tr> <tr> <th>Freq</th> <th>Level</th> <th>Line Margin</th> <th>Level</th> <th>Factor</th> <th>Loss</th> <th>Factor</th> <th>Factor</th> <th>Factor</th> <th></th> </tr> <tr> <th></th> <th>MHz</th> <th>dBuV/m</th> <th>dBuV/m</th> <th>dB</th> <th>dBuV</th> <th>dB/m</th> <th>dB</th> <th>dB</th> <th>cm</th> <th>deg</th> </tr> </thead> <tbody> <tr> <td>1</td> <td>5670.00</td> <td>107.28</td> <td>-----</td> <td>-----</td> <td>95.20</td> <td>33.42</td> <td>13.65</td> <td>34.99</td> <td>0.00</td> <td>100</td> <td>331</td> <td>PEAK</td> </tr> </tbody> </table>		Limit	Read	Ant	Cable	Preamp	Aux	APos	TPos	Remark	Freq	Level	Line Margin	Level	Factor	Loss	Factor	Factor	Factor			MHz	dBuV/m	dBuV/m	dB	dBuV	dB/m	dB	dB	cm	deg	1	5670.00	107.28	-----	-----	95.20	33.42	13.65	34.99	0.00	100	331	PEAK
		Limit	Read	Ant	Cable	Preamp	Aux	APos	TPos	Remark																																																																																														
Freq	Level	Line Margin	Level	Factor	Loss	Factor	Factor	Factor																																																																																																
	MHz	dBuV/m	dBuV/m	dB	dBuV	dB/m	dB	dB	cm	deg																																																																																														
1	5361.52	49.84	74.00	-24.16	38.87	32.28	13.28	34.59	0.00	100	331	PEAK																																																																																												
2	5462.64	48.23	68.20	-19.97	37.23	32.38	13.39	34.77	0.00	100	331	PEAK																																																																																												
	Limit	Read	Ant	Cable	Preamp	Aux	APos	TPos	Remark																																																																																															
Freq	Level	Line Margin	Level	Factor	Loss	Factor	Factor	Factor																																																																																																
	MHz	dBuV/m	dBuV/m	dB	dBuV	dB/m	dB	dB	cm	deg																																																																																														
1	5670.00	107.28	-----	-----	95.20	33.42	13.65	34.99	0.00	100	331	PEAK																																																																																												
Avg	 <p>Site : 03CH21-HY Condition: AVG_BE(UNII)_B3 3m DRH18-E_LE2C03A18EN_240711 HORIZONTAL : RBW:1000.000kHz VBW:0.200kHz SMT:Auto</p> <table border="1"> <thead> <tr> <th></th> <th>Limit</th> <th>Read</th> <th>Ant</th> <th>Cable</th> <th>Preamp</th> <th>Aux</th> <th>APos</th> <th>TPos</th> <th>Remark</th> </tr> <tr> <th>Freq</th> <th>Level</th> <th>Line Margin</th> <th>Level</th> <th>Factor</th> <th>Loss</th> <th>Factor</th> <th>Factor</th> <th>Factor</th> <th></th> </tr> <tr> <th></th> <th>MHz</th> <th>dBuV/m</th> <th>dBuV/m</th> <th>dB</th> <th>dBuV</th> <th>dB/m</th> <th>dB</th> <th>dB</th> <th>cm</th> <th>deg</th> </tr> </thead> <tbody> <tr> <td>1</td> <td>5459.76</td> <td>41.39</td> <td>54.00</td> <td>-12.61</td> <td>30.40</td> <td>32.36</td> <td>13.39</td> <td>34.76</td> <td>0.00</td> <td>100</td> <td>331</td> <td>AVERAGE</td> </tr> </tbody> </table>			Limit	Read	Ant	Cable	Preamp	Aux	APos	TPos	Remark	Freq	Level	Line Margin	Level	Factor	Loss	Factor	Factor	Factor			MHz	dBuV/m	dBuV/m	dB	dBuV	dB/m	dB	dB	cm	deg	1	5459.76	41.39	54.00	-12.61	30.40	32.36	13.39	34.76	0.00	100	331	AVERAGE	 <p>Site : 03CH21-HY Condition: AVG_54 3m DRH18-E_LE2C03A18EN_240711 HORIZONTAL : RBW:1000.000kHz VBW:0.200kHz SMT:Auto</p> <table border="1"> <thead> <tr> <th></th> <th>Limit</th> <th>Read</th> <th>Ant</th> <th>Cable</th> <th>Preamp</th> <th>Aux</th> <th>APos</th> <th>TPos</th> <th>Remark</th> </tr> <tr> <th>Freq</th> <th>Level</th> <th>Line Margin</th> <th>Level</th> <th>Factor</th> <th>Loss</th> <th>Factor</th> <th>Factor</th> <th>Factor</th> <th></th> </tr> <tr> <th></th> <th>MHz</th> <th>dBuV/m</th> <th>dBuV/m</th> <th>dB</th> <th>dBuV</th> <th>dB/m</th> <th>dB</th> <th>dB</th> <th>cm</th> <th>deg</th> </tr> </thead> <tbody> <tr> <td>1</td> <td>5670.00</td> <td>100.64</td> <td>-----</td> <td>-----</td> <td>88.64</td> <td>33.34</td> <td>13.64</td> <td>34.98</td> <td>0.00</td> <td>100</td> <td>331</td> <td>AVERAGE</td> </tr> </tbody> </table>		Limit	Read	Ant	Cable	Preamp	Aux	APos	TPos	Remark	Freq	Level	Line Margin	Level	Factor	Loss	Factor	Factor	Factor			MHz	dBuV/m	dBuV/m	dB	dBuV	dB/m	dB	dB	cm	deg	1	5670.00	100.64	-----	-----	88.64	33.34	13.64	34.98	0.00	100	331	AVERAGE													
		Limit	Read	Ant	Cable	Preamp	Aux	APos	TPos	Remark																																																																																														
Freq	Level	Line Margin	Level	Factor	Loss	Factor	Factor	Factor																																																																																																
	MHz	dBuV/m	dBuV/m	dB	dBuV	dB/m	dB	dB	cm	deg																																																																																														
1	5459.76	41.39	54.00	-12.61	30.40	32.36	13.39	34.76	0.00	100	331	AVERAGE																																																																																												
	Limit	Read	Ant	Cable	Preamp	Aux	APos	TPos	Remark																																																																																															
Freq	Level	Line Margin	Level	Factor	Loss	Factor	Factor	Factor																																																																																																
	MHz	dBuV/m	dBuV/m	dB	dBuV	dB/m	dB	dB	cm	deg																																																																																														
1	5670.00	100.64	-----	-----	88.64	33.34	13.64	34.98	0.00	100	331	AVERAGE																																																																																												



Mode	45																																									
	Band Edge - R																																									
	U-NII-2C_5.47-5.725_802.11n HT40_CH134_5670MHz																																									
ANT	1+2																																									
Pol.	Horizontal	Fundamental																																								
Peak	<p>Site : 03CH21-HY Condition: PEAK_BE(UNII)_B3 3m DRH18-E_LE2C03A18EN_240711 HORIZONTAL : RBW:1000.000kHz VBW:3000.000kHz SMT:Auto</p> <table border="1"> <thead> <tr> <th>Limit</th> <th>Read</th> <th>Ant</th> <th>Cable</th> <th>Preamp</th> <th>Aux</th> <th>APos</th> <th>TPos</th> <th>Remark</th> </tr> <tr> <th>Freq</th> <th>Level</th> <th>Line Margin</th> <th>Level Factor</th> <th>Loss Factor</th> <th>Factor</th> <th></th> <th></th> <th></th> </tr> <tr> <th>MHz</th> <th>dBuV/m</th> <th>dBuV/m</th> <th>dB</th> <th>dBuV</th> <th>dB/m</th> <th>dB</th> <th>dB</th> <th>cm</th> <th>deg</th> </tr> </thead> <tbody> <tr> <td>1 5733.18</td> <td>50.60</td> <td>68.20</td> <td>-17.60</td> <td>38.29</td> <td>33.63</td> <td>13.71</td> <td>35.03</td> <td>0.00</td> <td>100</td> <td>331</td> <td>PEAK</td> </tr> </tbody> </table>	Limit	Read	Ant	Cable	Preamp	Aux	APos	TPos	Remark	Freq	Level	Line Margin	Level Factor	Loss Factor	Factor				MHz	dBuV/m	dBuV/m	dB	dBuV	dB/m	dB	dB	cm	deg	1 5733.18	50.60	68.20	-17.60	38.29	33.63	13.71	35.03	0.00	100	331	PEAK	Blank
Limit	Read	Ant	Cable	Preamp	Aux	APos	TPos	Remark																																		
Freq	Level	Line Margin	Level Factor	Loss Factor	Factor																																					
MHz	dBuV/m	dBuV/m	dB	dBuV	dB/m	dB	dB	cm	deg																																	
1 5733.18	50.60	68.20	-17.60	38.29	33.63	13.71	35.03	0.00	100	331	PEAK																															



45																																																																																												
Mode	Band Edge - L																																																																																											
U-NII-2C_5.47-5.725_802.11n HT40_CH134_5670MHz																																																																																												
ANT	1+2																																																																																											
Pol.	Vertical																																																																																											
Peak	<div style="display: flex; justify-content: space-between;"> <div style="width: 48%;"> <p>Site : 03CH21-HY Condition: PEAK_BE(UNII)_B3 3m DRH18-E_LE2C03A18EN_240711 VERTICAL : RBW:1000.000kHz VBW:3000.000kHz SWT:Auto</p> <table border="1"> <thead> <tr> <th>Peak</th> <th>Freq</th> <th>Level</th> <th>Limit</th> <th>Line Margin</th> <th>Read Level</th> <th>Ant Factor</th> <th>Cable Loss</th> <th>Preamp</th> <th>Aux</th> <th>APos</th> <th>TPos</th> <th>Remark</th> </tr> <tr> <th></th> <th>MHz</th> <th>dBuV/m</th> <th>dBuV/m</th> <th>dB</th> <th>dBuV</th> <th>dB/m</th> <th>dB</th> <th>dB</th> <th>dB</th> <th>cm</th> <th>deg</th> <th></th> </tr> </thead> <tbody> <tr> <td>1</td> <td>5360.56</td> <td>52.14</td> <td>74.00</td> <td>-21.86</td> <td>41.18</td> <td>32.28</td> <td>13.27</td> <td>34.59</td> <td>0.00</td> <td>100</td> <td>298</td> <td>PEAK</td> </tr> <tr> <td>2</td> <td>5463.92</td> <td>52.78</td> <td>68.20</td> <td>-15.42</td> <td>41.78</td> <td>32.38</td> <td>13.39</td> <td>34.77</td> <td>0.00</td> <td>100</td> <td>298</td> <td>PEAK</td> </tr> </tbody> </table> </div> <div style="width: 48%;"> <p>Site : 03CH21-HY Condition: PEAK(UNII) 3m DRH18-E_LE2C03A18EN_240711 VERTICAL : RBW:1000.000kHz VBW:3000.000kHz SWT:Auto</p> <table border="1"> <thead> <tr> <th>Peak</th> <th>Freq</th> <th>Level</th> <th>Limit</th> <th>Line Margin</th> <th>Read Level</th> <th>Ant Factor</th> <th>Cable Loss</th> <th>Preamp</th> <th>Aux</th> <th>APos</th> <th>TPos</th> <th>Remark</th> </tr> <tr> <th></th> <th>MHz</th> <th>dBuV/m</th> <th>dBuV/m</th> <th>dB</th> <th>dBuV</th> <th>dB/m</th> <th>dB</th> <th>dB</th> <th>dB</th> <th>cm</th> <th>deg</th> <th></th> </tr> </thead> <tbody> <tr> <td>1</td> <td>5670.00</td> <td>116.23</td> <td>-----</td> <td>-----</td> <td>104.18</td> <td>33.38</td> <td>13.65</td> <td>34.98</td> <td>0.00</td> <td>100</td> <td>298</td> <td>PEAK</td> </tr> </tbody> </table> </div> </div>	Peak	Freq	Level	Limit	Line Margin	Read Level	Ant Factor	Cable Loss	Preamp	Aux	APos	TPos	Remark		MHz	dBuV/m	dBuV/m	dB	dBuV	dB/m	dB	dB	dB	cm	deg		1	5360.56	52.14	74.00	-21.86	41.18	32.28	13.27	34.59	0.00	100	298	PEAK	2	5463.92	52.78	68.20	-15.42	41.78	32.38	13.39	34.77	0.00	100	298	PEAK	Peak	Freq	Level	Limit	Line Margin	Read Level	Ant Factor	Cable Loss	Preamp	Aux	APos	TPos	Remark		MHz	dBuV/m	dBuV/m	dB	dBuV	dB/m	dB	dB	dB	cm	deg		1	5670.00	116.23	-----	-----	104.18	33.38	13.65	34.98	0.00	100	298	PEAK
Peak	Freq	Level	Limit	Line Margin	Read Level	Ant Factor	Cable Loss	Preamp	Aux	APos	TPos	Remark																																																																																
	MHz	dBuV/m	dBuV/m	dB	dBuV	dB/m	dB	dB	dB	cm	deg																																																																																	
1	5360.56	52.14	74.00	-21.86	41.18	32.28	13.27	34.59	0.00	100	298	PEAK																																																																																
2	5463.92	52.78	68.20	-15.42	41.78	32.38	13.39	34.77	0.00	100	298	PEAK																																																																																
Peak	Freq	Level	Limit	Line Margin	Read Level	Ant Factor	Cable Loss	Preamp	Aux	APos	TPos	Remark																																																																																
	MHz	dBuV/m	dBuV/m	dB	dBuV	dB/m	dB	dB	dB	cm	deg																																																																																	
1	5670.00	116.23	-----	-----	104.18	33.38	13.65	34.98	0.00	100	298	PEAK																																																																																
Avg	<div style="display: flex; justify-content: space-between;"> <div style="width: 48%;"> <p>Site : 03CH21-HY Condition: AVG_BE(UNII)_B3 3m DRH18-E_LE2C03A18EN_240711 VERTICAL : RBW:1000.000kHz VBW:0.200kHz SWT:Auto</p> <table border="1"> <thead> <tr> <th>Peak</th> <th>Freq</th> <th>Level</th> <th>Limit</th> <th>Line Margin</th> <th>Read Level</th> <th>Ant Factor</th> <th>Cable Loss</th> <th>Preamp</th> <th>Aux</th> <th>APos</th> <th>TPos</th> <th>Remark</th> </tr> <tr> <th></th> <th>MHz</th> <th>dBuV/m</th> <th>dBuV/m</th> <th>dB</th> <th>dBuV</th> <th>dB/m</th> <th>dB</th> <th>dB</th> <th>dB</th> <th>cm</th> <th>deg</th> <th></th> </tr> </thead> <tbody> <tr> <td>1</td> <td>5459.76</td> <td>44.57</td> <td>54.00</td> <td>-9.43</td> <td>33.58</td> <td>32.36</td> <td>13.39</td> <td>34.76</td> <td>0.00</td> <td>100</td> <td>298</td> <td>AVERAGE</td> </tr> </tbody> </table> </div> <div style="width: 48%;"> <p>Site : 03CH21-HY Condition: AVG_54 3m DRH18-E_LE2C03A18EN_240711 VERTICAL : RBW:1000.000kHz VBW:0.200kHz SWT:Auto</p> <table border="1"> <thead> <tr> <th>Peak</th> <th>Freq</th> <th>Level</th> <th>Limit</th> <th>Line Margin</th> <th>Read Level</th> <th>Ant Factor</th> <th>Cable Loss</th> <th>Preamp</th> <th>Aux</th> <th>APos</th> <th>TPos</th> <th>Remark</th> </tr> <tr> <th></th> <th>MHz</th> <th>dBuV/m</th> <th>dBuV/m</th> <th>dB</th> <th>dBuV</th> <th>dB/m</th> <th>dB</th> <th>dB</th> <th>dB</th> <th>cm</th> <th>deg</th> <th></th> </tr> </thead> <tbody> <tr> <td>1</td> <td>5670.00</td> <td>110.07</td> <td>-----</td> <td>-----</td> <td>96.10</td> <td>33.31</td> <td>13.63</td> <td>34.97</td> <td>0.00</td> <td>100</td> <td>298</td> <td>AVERAGE</td> </tr> </tbody> </table> </div> </div>	Peak	Freq	Level	Limit	Line Margin	Read Level	Ant Factor	Cable Loss	Preamp	Aux	APos	TPos	Remark		MHz	dBuV/m	dBuV/m	dB	dBuV	dB/m	dB	dB	dB	cm	deg		1	5459.76	44.57	54.00	-9.43	33.58	32.36	13.39	34.76	0.00	100	298	AVERAGE	Peak	Freq	Level	Limit	Line Margin	Read Level	Ant Factor	Cable Loss	Preamp	Aux	APos	TPos	Remark		MHz	dBuV/m	dBuV/m	dB	dBuV	dB/m	dB	dB	dB	cm	deg		1	5670.00	110.07	-----	-----	96.10	33.31	13.63	34.97	0.00	100	298	AVERAGE													
Peak	Freq	Level	Limit	Line Margin	Read Level	Ant Factor	Cable Loss	Preamp	Aux	APos	TPos	Remark																																																																																
	MHz	dBuV/m	dBuV/m	dB	dBuV	dB/m	dB	dB	dB	cm	deg																																																																																	
1	5459.76	44.57	54.00	-9.43	33.58	32.36	13.39	34.76	0.00	100	298	AVERAGE																																																																																
Peak	Freq	Level	Limit	Line Margin	Read Level	Ant Factor	Cable Loss	Preamp	Aux	APos	TPos	Remark																																																																																
	MHz	dBuV/m	dBuV/m	dB	dBuV	dB/m	dB	dB	dB	cm	deg																																																																																	
1	5670.00	110.07	-----	-----	96.10	33.31	13.63	34.97	0.00	100	298	AVERAGE																																																																																



Mode	45																																									
	Band Edge - R																																									
	U-NII-2C_5.47-5.725_802.11n HT40_CH134_5670MHz																																									
ANT	1+2																																									
Pol.	Vertical	Fundamental																																								
Peak	<p>Site : 03CH21-HY Condition: PEAK_BE(UNII)_B3 3m DRH18-E_LE2C03A18EN_240711 VERTICAL : RBW:1000.000kHz VBW:3000.000kHz SMT:Auto</p> <table border="1"> <thead> <tr> <th>Limit</th> <th>Read</th> <th>Ant</th> <th>Cable</th> <th>Preamp</th> <th>Aux</th> <th>APos</th> <th>TPos</th> <th>Remark</th> </tr> <tr> <th>Freq</th> <th>Level</th> <th>Line Margin</th> <th>Level</th> <th>Factor</th> <th>Loss Factor</th> <th>Factor</th> <th></th> <th></th> </tr> <tr> <th>MHz</th> <th>dBuV/m</th> <th>dBuV/m</th> <th>dB</th> <th>dBuV</th> <th>dB/m</th> <th>dB</th> <th>dB</th> <th>cm</th> <th>deg</th> </tr> </thead> <tbody> <tr> <td>1 5726.43</td> <td>56.43</td> <td>68.20</td> <td>-11.77</td> <td>44.14</td> <td>33.61</td> <td>13.70</td> <td>35.02</td> <td>0.00</td> <td>100</td> <td>298</td> <td>PEAK</td> </tr> </tbody> </table>	Limit	Read	Ant	Cable	Preamp	Aux	APos	TPos	Remark	Freq	Level	Line Margin	Level	Factor	Loss Factor	Factor			MHz	dBuV/m	dBuV/m	dB	dBuV	dB/m	dB	dB	cm	deg	1 5726.43	56.43	68.20	-11.77	44.14	33.61	13.70	35.02	0.00	100	298	PEAK	Blank
Limit	Read	Ant	Cable	Preamp	Aux	APos	TPos	Remark																																		
Freq	Level	Line Margin	Level	Factor	Loss Factor	Factor																																				
MHz	dBuV/m	dBuV/m	dB	dBuV	dB/m	dB	dB	cm	deg																																	
1 5726.43	56.43	68.20	-11.77	44.14	33.61	13.70	35.02	0.00	100	298	PEAK																															



		46																																																																																											
Mode	Band Edge - L																																																																																												
	U-NII-2C_5.47-5.725_802.11n HT40_CH142_5710MHz																																																																																												
ANT	1+2																																																																																												
Pol.	Horizontal	Fundamental																																																																																											
Peak	<p>Site : 03CH21-HY Condition: STRADDLES U-NII-182A 3m DRH18-E_LE2C03A18EN_240711 HORIZONTAL : RBW:1000.000kHz VBW:3000.000kHz SWT:Auto</p> <table border="1"> <thead> <tr> <th>Peak</th> <th>Freq</th> <th>Level</th> <th>Limit</th> <th>Line Margin</th> <th>Read</th> <th>Ant</th> <th>Cable</th> <th>Preamp</th> <th>Aux</th> <th>APos</th> <th>TPos</th> <th>Remark</th> </tr> <tr> <th></th> <th>MHz</th> <th>dBuV/m</th> <th>dBuV/m</th> <th>dB</th> <th>dBuV</th> <th>dB/m</th> <th>dB</th> <th>dB</th> <th>dB</th> <th>cm</th> <th>deg</th> <th></th> </tr> </thead> <tbody> <tr> <td>1</td> <td>5427.22</td> <td>49.73</td> <td>74.00</td> <td>-24.27</td> <td>38.83</td> <td>32.25</td> <td>13.35</td> <td>34.70</td> <td>0.00</td> <td>120</td> <td>312</td> <td>PEAK</td> </tr> <tr> <td>2</td> <td>5464.27</td> <td>50.00</td> <td>68.20</td> <td>-18.20</td> <td>38.99</td> <td>32.39</td> <td>13.39</td> <td>34.77</td> <td>0.00</td> <td>120</td> <td>312</td> <td>PEAK</td> </tr> </tbody> </table>	Peak	Freq	Level	Limit	Line Margin	Read	Ant	Cable	Preamp	Aux	APos	TPos	Remark		MHz	dBuV/m	dBuV/m	dB	dBuV	dB/m	dB	dB	dB	cm	deg		1	5427.22	49.73	74.00	-24.27	38.83	32.25	13.35	34.70	0.00	120	312	PEAK	2	5464.27	50.00	68.20	-18.20	38.99	32.39	13.39	34.77	0.00	120	312	PEAK	<p>Site : 03CH21-HY Condition: PEAK(UNII) 3m DRH18-E_LE2C03A18EN_240711 HORIZONTAL : RBW:1000.000kHz VBW:3000.000kHz SWT:Auto</p> <table border="1"> <thead> <tr> <th>Peak</th> <th>Freq</th> <th>Level</th> <th>Limit</th> <th>Line Margin</th> <th>Read</th> <th>Ant</th> <th>Cable</th> <th>Preamp</th> <th>Aux</th> <th>APos</th> <th>TPos</th> <th>Remark</th> </tr> <tr> <th></th> <th>MHz</th> <th>dBuV/m</th> <th>dBuV/m</th> <th>dB</th> <th>dBuV</th> <th>dB/m</th> <th>dB</th> <th>dB</th> <th>dB</th> <th>cm</th> <th>deg</th> <th></th> </tr> </thead> <tbody> <tr> <td>1</td> <td>5710.00</td> <td>107.09</td> <td>-----</td> <td>-----</td> <td>94.86</td> <td>33.56</td> <td>13.69</td> <td>35.02</td> <td>0.00</td> <td>120</td> <td>312</td> <td>PEAK</td> </tr> </tbody> </table>	Peak	Freq	Level	Limit	Line Margin	Read	Ant	Cable	Preamp	Aux	APos	TPos	Remark		MHz	dBuV/m	dBuV/m	dB	dBuV	dB/m	dB	dB	dB	cm	deg		1	5710.00	107.09	-----	-----	94.86	33.56	13.69	35.02	0.00	120	312	PEAK
	Peak	Freq	Level	Limit	Line Margin	Read	Ant	Cable	Preamp	Aux	APos	TPos	Remark																																																																																
	MHz	dBuV/m	dBuV/m	dB	dBuV	dB/m	dB	dB	dB	cm	deg																																																																																		
1	5427.22	49.73	74.00	-24.27	38.83	32.25	13.35	34.70	0.00	120	312	PEAK																																																																																	
2	5464.27	50.00	68.20	-18.20	38.99	32.39	13.39	34.77	0.00	120	312	PEAK																																																																																	
Peak	Freq	Level	Limit	Line Margin	Read	Ant	Cable	Preamp	Aux	APos	TPos	Remark																																																																																	
	MHz	dBuV/m	dBuV/m	dB	dBuV	dB/m	dB	dB	dB	cm	deg																																																																																		
1	5710.00	107.09	-----	-----	94.86	33.56	13.69	35.02	0.00	120	312	PEAK																																																																																	
Avg	<p>Site : 03CH21-HY Condition: U-NII-182A AVERAGE 3m DRH18-E_LE2C03A18EN_240711 HORIZONTAL : RBW:1000.000kHz VBW:0.200kHz SWT:Auto</p> <table border="1"> <thead> <tr> <th>Peak</th> <th>Freq</th> <th>Level</th> <th>Limit</th> <th>Line Margin</th> <th>Read</th> <th>Ant</th> <th>Cable</th> <th>Preamp</th> <th>Aux</th> <th>APos</th> <th>TPos</th> <th>Remark</th> </tr> <tr> <th></th> <th>MHz</th> <th>dBuV/m</th> <th>dBuV/m</th> <th>dB</th> <th>dBuV</th> <th>dB/m</th> <th>dB</th> <th>dB</th> <th>dB</th> <th>cm</th> <th>deg</th> <th></th> </tr> </thead> <tbody> <tr> <td>1</td> <td>5459.20</td> <td>40.90</td> <td>54.00</td> <td>-13.10</td> <td>29.91</td> <td>32.36</td> <td>13.39</td> <td>34.76</td> <td>0.00</td> <td>120</td> <td>312</td> <td>AVERAGE</td> </tr> </tbody> </table>	Peak	Freq	Level	Limit	Line Margin	Read	Ant	Cable	Preamp	Aux	APos	TPos	Remark		MHz	dBuV/m	dBuV/m	dB	dBuV	dB/m	dB	dB	dB	cm	deg		1	5459.20	40.90	54.00	-13.10	29.91	32.36	13.39	34.76	0.00	120	312	AVERAGE	<p>Site : 03CH21-HY Condition: AVG_54 3m DRH18-E_LE2C03A18EN_240711 HORIZONTAL : RBW:1000.000kHz VBW:0.200kHz SWT:Auto</p> <table border="1"> <thead> <tr> <th>Peak</th> <th>Freq</th> <th>Level</th> <th>Limit</th> <th>Line Margin</th> <th>Read</th> <th>Ant</th> <th>Cable</th> <th>Preamp</th> <th>Aux</th> <th>APos</th> <th>TPos</th> <th>Remark</th> </tr> <tr> <th></th> <th>MHz</th> <th>dBuV/m</th> <th>dBuV/m</th> <th>dB</th> <th>dBuV</th> <th>dB/m</th> <th>dB</th> <th>dB</th> <th>dB</th> <th>cm</th> <th>deg</th> <th></th> </tr> </thead> <tbody> <tr> <td>1</td> <td>5710.00</td> <td>100.91</td> <td>-----</td> <td>-----</td> <td>88.73</td> <td>33.52</td> <td>13.67</td> <td>35.01</td> <td>0.00</td> <td>120</td> <td>312</td> <td>AVERAGE</td> </tr> </tbody> </table>	Peak	Freq	Level	Limit	Line Margin	Read	Ant	Cable	Preamp	Aux	APos	TPos	Remark		MHz	dBuV/m	dBuV/m	dB	dBuV	dB/m	dB	dB	dB	cm	deg		1	5710.00	100.91	-----	-----	88.73	33.52	13.67	35.01	0.00	120	312	AVERAGE													
	Peak	Freq	Level	Limit	Line Margin	Read	Ant	Cable	Preamp	Aux	APos	TPos	Remark																																																																																
	MHz	dBuV/m	dBuV/m	dB	dBuV	dB/m	dB	dB	dB	cm	deg																																																																																		
1	5459.20	40.90	54.00	-13.10	29.91	32.36	13.39	34.76	0.00	120	312	AVERAGE																																																																																	
Peak	Freq	Level	Limit	Line Margin	Read	Ant	Cable	Preamp	Aux	APos	TPos	Remark																																																																																	
	MHz	dBuV/m	dBuV/m	dB	dBuV	dB/m	dB	dB	dB	cm	deg																																																																																		
1	5710.00	100.91	-----	-----	88.73	33.52	13.67	35.01	0.00	120	312	AVERAGE																																																																																	



Mode	46																																																																
	Band Edge - R																																																																
	U-NII-2C_5.47-5.725_802.11n HT40_CH142_5710MHz																																																																
ANT	1+2																																																																
Pol.	Horizontal	Fundamental																																																															
Peak	<p>Site : 03CH21-HY Condition: STRADDLES U-NII-1&2A 3m DRH18-E_LE2C03A18EH_240711 HORIZONTAL : RBW:1000.000kHz VBW:3000.000kHz SMT:Auto</p> <table border="1"> <thead> <tr> <th>Limit</th> <th>Read</th> <th>Ant</th> <th>Cable</th> <th>Preamp</th> <th>Aux</th> <th>APos</th> <th>TPos</th> <th></th> </tr> <tr> <th>Freq</th> <th>Level</th> <th>Line</th> <th>Margin</th> <th>Level</th> <th>Factor</th> <th>Loss</th> <th>Factor</th> <th>Factor</th> </tr> <tr> <th>MHz</th> <th>dBuV/m</th> <th>dBuV/m</th> <th>dB</th> <th>dBuV</th> <th>dB/m</th> <th>dB</th> <th>dB</th> <th>cm</th> </tr> </thead> <tbody> <tr> <td>1 5917.25</td> <td>51.04</td> <td>68.20</td> <td>-17.16</td> <td>38.63</td> <td>33.67</td> <td>13.93</td> <td>35.19</td> <td>0.00</td> </tr> <tr> <td></td> <td></td> <td></td> <td></td> <td></td> <td></td> <td></td> <td></td> <td>120</td> </tr> <tr> <td></td> <td></td> <td></td> <td></td> <td></td> <td></td> <td></td> <td></td> <td>312</td> </tr> <tr> <td></td> <td></td> <td></td> <td></td> <td></td> <td></td> <td></td> <td></td> <td>PEAK</td> </tr> </tbody> </table>	Limit	Read	Ant	Cable	Preamp	Aux	APos	TPos		Freq	Level	Line	Margin	Level	Factor	Loss	Factor	Factor	MHz	dBuV/m	dBuV/m	dB	dBuV	dB/m	dB	dB	cm	1 5917.25	51.04	68.20	-17.16	38.63	33.67	13.93	35.19	0.00									120									312									PEAK	Blank
Limit	Read	Ant	Cable	Preamp	Aux	APos	TPos																																																										
Freq	Level	Line	Margin	Level	Factor	Loss	Factor	Factor																																																									
MHz	dBuV/m	dBuV/m	dB	dBuV	dB/m	dB	dB	cm																																																									
1 5917.25	51.04	68.20	-17.16	38.63	33.67	13.93	35.19	0.00																																																									
								120																																																									
								312																																																									
								PEAK																																																									

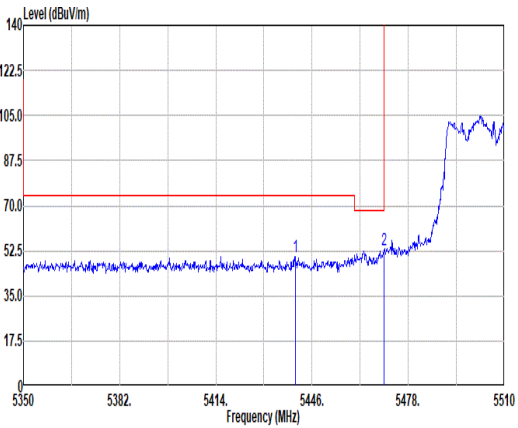
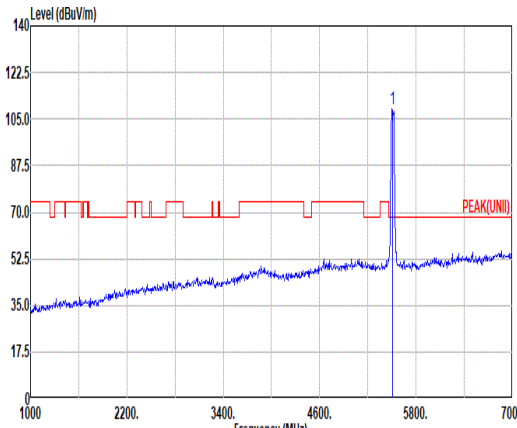
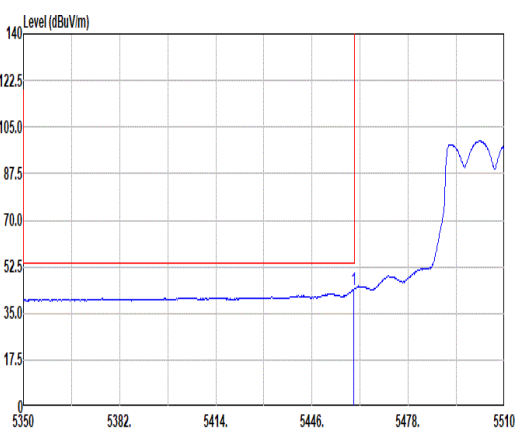
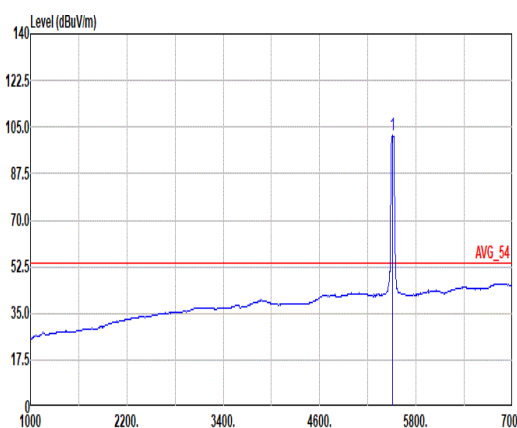


		46																																																																																											
Mode		Band Edge - L																																																																																											
		U-NII-2C_5.47-5.725_802.11n HT40_CH142_5710MHz																																																																																											
ANT		1+2																																																																																											
Pol.	Vertical	Fundamental																																																																																											
Peak	<p>Site : 03CH21-HY Condition: STRADDLES U-NII-182A 3m DRH18-E_LE2C03A18EN_240711 VERTICAL : RBW:1000.000kHz VBW:3000.000kHz SWT:Auto</p> <table border="1"> <thead> <tr> <th>Peak</th> <th>Freq</th> <th>Level</th> <th>Limit</th> <th>Line Margin</th> <th>Read Level</th> <th>Ant Factor</th> <th>Cable Loss</th> <th>Preamp Factor</th> <th>Aux Factor</th> <th>APos</th> <th>TPos</th> <th>Remark</th> </tr> <tr> <th>1</th> <th>MHz</th> <th>dBuV/m</th> <th>dBuV/m</th> <th>dB</th> <th>dBuV</th> <th>dB/m</th> <th>dB</th> <th>dB</th> <th>dB</th> <th>cm</th> <th>deg</th> <th></th> </tr> </thead> <tbody> <tr> <td>1</td> <td>5418.25</td> <td>51.50</td> <td>74.00</td> <td>-22.50</td> <td>40.61</td> <td>32.24</td> <td>13.34</td> <td>34.69</td> <td>0.00</td> <td>135</td> <td>0</td> <td>PEAK</td> </tr> <tr> <td>2</td> <td>5468.56</td> <td>50.40</td> <td>68.20</td> <td>-17.80</td> <td>39.37</td> <td>32.41</td> <td>13.40</td> <td>34.78</td> <td>0.00</td> <td>135</td> <td>0</td> <td>PEAK</td> </tr> </tbody> </table>	Peak	Freq	Level	Limit	Line Margin	Read Level	Ant Factor	Cable Loss	Preamp Factor	Aux Factor	APos	TPos	Remark	1	MHz	dBuV/m	dBuV/m	dB	dBuV	dB/m	dB	dB	dB	cm	deg		1	5418.25	51.50	74.00	-22.50	40.61	32.24	13.34	34.69	0.00	135	0	PEAK	2	5468.56	50.40	68.20	-17.80	39.37	32.41	13.40	34.78	0.00	135	0	PEAK	<p>Site : 03CH21-HY Condition: PEAK(UNII) 3m DRH18-E_LE2C03A18EN_240711 VERTICAL : RBW:1000.000kHz VBW:3000.000kHz SWT:Auto</p> <table border="1"> <thead> <tr> <th>Peak</th> <th>Freq</th> <th>Level</th> <th>Limit</th> <th>Line Margin</th> <th>Read Level</th> <th>Ant Factor</th> <th>Cable Loss</th> <th>Preamp Factor</th> <th>Aux Factor</th> <th>APos</th> <th>TPos</th> <th>Remark</th> </tr> <tr> <th>1</th> <th>MHz</th> <th>dBuV/m</th> <th>dBuV/m</th> <th>dB</th> <th>dBuV</th> <th>dB/m</th> <th>dB</th> <th>dB</th> <th>dB</th> <th>cm</th> <th>deg</th> <th></th> </tr> </thead> <tbody> <tr> <td>1</td> <td>5710.00</td> <td>115.66</td> <td>70.00</td> <td>45.66</td> <td>103.43</td> <td>33.56</td> <td>13.69</td> <td>35.02</td> <td>0.00</td> <td>135</td> <td>0</td> <td>PEAK</td> </tr> </tbody> </table>	Peak	Freq	Level	Limit	Line Margin	Read Level	Ant Factor	Cable Loss	Preamp Factor	Aux Factor	APos	TPos	Remark	1	MHz	dBuV/m	dBuV/m	dB	dBuV	dB/m	dB	dB	dB	cm	deg		1	5710.00	115.66	70.00	45.66	103.43	33.56	13.69	35.02	0.00	135	0	PEAK
	Peak	Freq	Level	Limit	Line Margin	Read Level	Ant Factor	Cable Loss	Preamp Factor	Aux Factor	APos	TPos	Remark																																																																																
1	MHz	dBuV/m	dBuV/m	dB	dBuV	dB/m	dB	dB	dB	cm	deg																																																																																		
1	5418.25	51.50	74.00	-22.50	40.61	32.24	13.34	34.69	0.00	135	0	PEAK																																																																																	
2	5468.56	50.40	68.20	-17.80	39.37	32.41	13.40	34.78	0.00	135	0	PEAK																																																																																	
Peak	Freq	Level	Limit	Line Margin	Read Level	Ant Factor	Cable Loss	Preamp Factor	Aux Factor	APos	TPos	Remark																																																																																	
1	MHz	dBuV/m	dBuV/m	dB	dBuV	dB/m	dB	dB	dB	cm	deg																																																																																		
1	5710.00	115.66	70.00	45.66	103.43	33.56	13.69	35.02	0.00	135	0	PEAK																																																																																	
Avg	<p>Site : 03CH21-HY Condition: U-NII-182A AVERAGE 3m DRH18-E_LE2C03A18EN_240711 VERTICAL : RBW:1000.000kHz VBW:0.200kHz SWT:Auto</p> <table border="1"> <thead> <tr> <th>Peak</th> <th>Freq</th> <th>Level</th> <th>Limit</th> <th>Line Margin</th> <th>Read Level</th> <th>Ant Factor</th> <th>Cable Loss</th> <th>Preamp Factor</th> <th>Aux Factor</th> <th>APos</th> <th>TPos</th> <th>Remark</th> </tr> <tr> <th>1</th> <th>MHz</th> <th>dBuV/m</th> <th>dBuV/m</th> <th>dB</th> <th>dBuV</th> <th>dB/m</th> <th>dB</th> <th>dB</th> <th>dB</th> <th>cm</th> <th>deg</th> <th></th> </tr> </thead> <tbody> <tr> <td>1</td> <td>5376.13</td> <td>43.17</td> <td>54.00</td> <td>-10.83</td> <td>32.25</td> <td>32.25</td> <td>13.29</td> <td>34.62</td> <td>0.00</td> <td>135</td> <td>0</td> <td>AVERAGE</td> </tr> </tbody> </table>	Peak	Freq	Level	Limit	Line Margin	Read Level	Ant Factor	Cable Loss	Preamp Factor	Aux Factor	APos	TPos	Remark	1	MHz	dBuV/m	dBuV/m	dB	dBuV	dB/m	dB	dB	dB	cm	deg		1	5376.13	43.17	54.00	-10.83	32.25	32.25	13.29	34.62	0.00	135	0	AVERAGE	<p>Site : 03CH21-HY Condition: AVG_54 3m DRH18-E_LE2C03A18EN_240711 VERTICAL : RBW:1000.000kHz VBW:0.200kHz SWT:Auto</p> <table border="1"> <thead> <tr> <th>Peak</th> <th>Freq</th> <th>Level</th> <th>Limit</th> <th>Line Margin</th> <th>Read Level</th> <th>Ant Factor</th> <th>Cable Loss</th> <th>Preamp Factor</th> <th>Aux Factor</th> <th>APos</th> <th>TPos</th> <th>Remark</th> </tr> <tr> <th>1</th> <th>MHz</th> <th>dBuV/m</th> <th>dBuV/m</th> <th>dB</th> <th>dBuV</th> <th>dB/m</th> <th>dB</th> <th>dB</th> <th>dB</th> <th>cm</th> <th>deg</th> <th></th> </tr> </thead> <tbody> <tr> <td>1</td> <td>5710.00</td> <td>109.37</td> <td>54.00</td> <td>55.37</td> <td>97.14</td> <td>33.56</td> <td>13.69</td> <td>35.02</td> <td>0.00</td> <td>135</td> <td>0</td> <td>AVERAGE</td> </tr> </tbody> </table>	Peak	Freq	Level	Limit	Line Margin	Read Level	Ant Factor	Cable Loss	Preamp Factor	Aux Factor	APos	TPos	Remark	1	MHz	dBuV/m	dBuV/m	dB	dBuV	dB/m	dB	dB	dB	cm	deg		1	5710.00	109.37	54.00	55.37	97.14	33.56	13.69	35.02	0.00	135	0	AVERAGE													
	Peak	Freq	Level	Limit	Line Margin	Read Level	Ant Factor	Cable Loss	Preamp Factor	Aux Factor	APos	TPos	Remark																																																																																
1	MHz	dBuV/m	dBuV/m	dB	dBuV	dB/m	dB	dB	dB	cm	deg																																																																																		
1	5376.13	43.17	54.00	-10.83	32.25	32.25	13.29	34.62	0.00	135	0	AVERAGE																																																																																	
Peak	Freq	Level	Limit	Line Margin	Read Level	Ant Factor	Cable Loss	Preamp Factor	Aux Factor	APos	TPos	Remark																																																																																	
1	MHz	dBuV/m	dBuV/m	dB	dBuV	dB/m	dB	dB	dB	cm	deg																																																																																		
1	5710.00	109.37	54.00	55.37	97.14	33.56	13.69	35.02	0.00	135	0	AVERAGE																																																																																	



Mode	46																																								
	Band Edge - R																																								
	U-NII-2C_5.47-5.725_802.11n HT40_CH142_5710MHz																																								
ANT	1+2																																								
Pol.	Vertical	Fundamental																																							
Peak	<p>Site : 03CH21-HY Condition: STRADDLES U-NII-1&2A 3m DRH18-E_LE2C03A18EH_240711 VERTICAL : RBW:1000.000kHz VBW:3000.000kHz SMT:Auto</p> <table border="1"> <thead> <tr> <th>Limit</th> <th>Read</th> <th>Ant</th> <th>Cable</th> <th>Preamp</th> <th>Aux</th> <th>APos</th> <th>TPos</th> <th>Remark</th> </tr> <tr> <th>Freq</th> <th>Level</th> <th>Line</th> <th>Margin</th> <th>Level</th> <th>Factor</th> <th>Loss</th> <th>Factor</th> <th>Factor</th> </tr> <tr> <th>MHz</th> <th>dBuV/m</th> <th>dBuV/m</th> <th>dB</th> <th>dBuV</th> <th>dB/m</th> <th>dB</th> <th>dB</th> <th>cm</th> <th>deg</th> </tr> </thead> <tbody> <tr> <td>1 5856.25</td> <td>54.10</td> <td>68.20</td> <td>-14.10</td> <td>41.68</td> <td>33.70</td> <td>13.86</td> <td>35.14</td> <td>0.00</td> <td>135</td> <td>0 PEAK</td> </tr> </tbody> </table>	Limit	Read	Ant	Cable	Preamp	Aux	APos	TPos	Remark	Freq	Level	Line	Margin	Level	Factor	Loss	Factor	Factor	MHz	dBuV/m	dBuV/m	dB	dBuV	dB/m	dB	dB	cm	deg	1 5856.25	54.10	68.20	-14.10	41.68	33.70	13.86	35.14	0.00	135	0 PEAK	Blank
Limit	Read	Ant	Cable	Preamp	Aux	APos	TPos	Remark																																	
Freq	Level	Line	Margin	Level	Factor	Loss	Factor	Factor																																	
MHz	dBuV/m	dBuV/m	dB	dBuV	dB/m	dB	dB	cm	deg																																
1 5856.25	54.10	68.20	-14.10	41.68	33.70	13.86	35.14	0.00	135	0 PEAK																															



		47																																																																																												
Mode	Band Edge - L																																																																																													
	U-NII-2C_5.47-5.725_802.11ax HE40_CH102_5510MHz																																																																																													
ANT	1+2																																																																																													
Pol.	Horizontal	Fundamental																																																																																												
Peak	 <p>Site : 03CH21-HY Condition: PEAK_BE(UNII)_B3 3m DRH18-E_LE2C03A18EN_240711 HORIZONTAL : RBW:1000.000kHz VBW:3000.000kHz SMT:Auto</p> <table border="1"> <thead> <tr> <th>Peak</th> <th>Freq</th> <th>Level</th> <th>Limit</th> <th>Line Margin</th> <th>Read Level</th> <th>Ant Factor</th> <th>Cable Loss</th> <th>Preamp Loss</th> <th>Aux Factor</th> <th>APos</th> <th>TPos</th> <th>Remark</th> </tr> <tr> <th>1</th> <th>MHz</th> <th>dBuV/m</th> <th>dBuV/m</th> <th>dB</th> <th>dBuV</th> <th>dB/m</th> <th>dB</th> <th>dB</th> <th>dB</th> <th>cm</th> <th>deg</th> <th></th> </tr> </thead> <tbody> <tr> <td>1</td> <td>5440.40</td> <td>50.15</td> <td>74.00</td> <td>-23.85</td> <td>39.23</td> <td>32.28</td> <td>13.37</td> <td>34.73</td> <td>0.00</td> <td>109</td> <td>331</td> <td>PEAK</td> </tr> <tr> <td>2</td> <td>5470.00</td> <td>52.85</td> <td>68.20</td> <td>-15.35</td> <td>41.81</td> <td>32.42</td> <td>13.40</td> <td>34.78</td> <td>0.00</td> <td>109</td> <td>331</td> <td>PEAK</td> </tr> </tbody> </table>	Peak	Freq	Level	Limit	Line Margin	Read Level	Ant Factor	Cable Loss	Preamp Loss	Aux Factor	APos	TPos	Remark	1	MHz	dBuV/m	dBuV/m	dB	dBuV	dB/m	dB	dB	dB	cm	deg		1	5440.40	50.15	74.00	-23.85	39.23	32.28	13.37	34.73	0.00	109	331	PEAK	2	5470.00	52.85	68.20	-15.35	41.81	32.42	13.40	34.78	0.00	109	331	PEAK	 <p>Site : 03CH21-HY Condition: PEAK(UNII) 3m DRH18-E_LE2C03A18EN_240711 HORIZONTAL : RBW:1000.000kHz VBW:3000.000kHz SMT:Auto</p> <table border="1"> <thead> <tr> <th>Peak</th> <th>Freq</th> <th>Level</th> <th>Limit</th> <th>Line Margin</th> <th>Read Level</th> <th>Ant Factor</th> <th>Cable Loss</th> <th>Preamp Loss</th> <th>Aux Factor</th> <th>APos</th> <th>TPos</th> <th>Remark</th> </tr> <tr> <th>1</th> <th>MHz</th> <th>dBuV/m</th> <th>dBuV/m</th> <th>dB</th> <th>dBuV</th> <th>dB/m</th> <th>dB</th> <th>dB</th> <th>dB</th> <th>cm</th> <th>deg</th> <th></th> </tr> </thead> <tbody> <tr> <td>1</td> <td>5510.00</td> <td>108.66</td> <td>-----</td> <td>-----</td> <td>97.45</td> <td>32.60</td> <td>13.44</td> <td>34.83</td> <td>0.00</td> <td>109</td> <td>331</td> <td>PEAK</td> </tr> </tbody> </table>		Peak	Freq	Level	Limit	Line Margin	Read Level	Ant Factor	Cable Loss	Preamp Loss	Aux Factor	APos	TPos	Remark	1	MHz	dBuV/m	dBuV/m	dB	dBuV	dB/m	dB	dB	dB	cm	deg		1	5510.00	108.66	-----	-----	97.45	32.60	13.44	34.83	0.00	109	331	PEAK
	Peak	Freq	Level	Limit	Line Margin	Read Level	Ant Factor	Cable Loss	Preamp Loss	Aux Factor	APos	TPos	Remark																																																																																	
1	MHz	dBuV/m	dBuV/m	dB	dBuV	dB/m	dB	dB	dB	cm	deg																																																																																			
1	5440.40	50.15	74.00	-23.85	39.23	32.28	13.37	34.73	0.00	109	331	PEAK																																																																																		
2	5470.00	52.85	68.20	-15.35	41.81	32.42	13.40	34.78	0.00	109	331	PEAK																																																																																		
Peak	Freq	Level	Limit	Line Margin	Read Level	Ant Factor	Cable Loss	Preamp Loss	Aux Factor	APos	TPos	Remark																																																																																		
1	MHz	dBuV/m	dBuV/m	dB	dBuV	dB/m	dB	dB	dB	cm	deg																																																																																			
1	5510.00	108.66	-----	-----	97.45	32.60	13.44	34.83	0.00	109	331	PEAK																																																																																		
Avg	 <p>Site : 03CH21-HY Condition: AVG_BE(UNII)_B3 3m DRH18-E_LE2C03A18EN_240711 HORIZONTAL : RBW:1000.000kHz VBW:0.200kHz SMT:Auto</p> <table border="1"> <thead> <tr> <th>Peak</th> <th>Freq</th> <th>Level</th> <th>Limit</th> <th>Line Margin</th> <th>Read Level</th> <th>Ant Factor</th> <th>Cable Loss</th> <th>Preamp Loss</th> <th>Aux Factor</th> <th>APos</th> <th>TPos</th> <th>Remark</th> </tr> <tr> <th>1</th> <th>MHz</th> <th>dBuV/m</th> <th>dBuV/m</th> <th>dB</th> <th>dBuV</th> <th>dB/m</th> <th>dB</th> <th>dB</th> <th>dB</th> <th>cm</th> <th>deg</th> <th></th> </tr> </thead> <tbody> <tr> <td>1</td> <td>5459.92</td> <td>43.91</td> <td>54.00</td> <td>-10.09</td> <td>32.92</td> <td>32.36</td> <td>13.39</td> <td>34.76</td> <td>0.00</td> <td>109</td> <td>331</td> <td>AVERAGE</td> </tr> </tbody> </table>	Peak	Freq	Level	Limit	Line Margin	Read Level	Ant Factor	Cable Loss	Preamp Loss	Aux Factor	APos	TPos	Remark	1	MHz	dBuV/m	dBuV/m	dB	dBuV	dB/m	dB	dB	dB	cm	deg		1	5459.92	43.91	54.00	-10.09	32.92	32.36	13.39	34.76	0.00	109	331	AVERAGE	 <p>Site : 03CH21-HY Condition: AVG_54 3m DRH18-E_LE2C03A18EN_240711 HORIZONTAL : RBW:1000.000kHz VBW:0.200kHz SMT:Auto</p> <table border="1"> <thead> <tr> <th>Peak</th> <th>Freq</th> <th>Level</th> <th>Limit</th> <th>Line Margin</th> <th>Read Level</th> <th>Ant Factor</th> <th>Cable Loss</th> <th>Preamp Loss</th> <th>Aux Factor</th> <th>APos</th> <th>TPos</th> <th>Remark</th> </tr> <tr> <th>1</th> <th>MHz</th> <th>dBuV/m</th> <th>dBuV/m</th> <th>dB</th> <th>dBuV</th> <th>dB/m</th> <th>dB</th> <th>dB</th> <th>dB</th> <th>cm</th> <th>deg</th> <th></th> </tr> </thead> <tbody> <tr> <td>1</td> <td>5510.00</td> <td>102.03</td> <td>-----</td> <td>-----</td> <td>90.77</td> <td>32.65</td> <td>13.45</td> <td>34.84</td> <td>0.00</td> <td>109</td> <td>331</td> <td>AVERAGE</td> </tr> </tbody> </table>		Peak	Freq	Level	Limit	Line Margin	Read Level	Ant Factor	Cable Loss	Preamp Loss	Aux Factor	APos	TPos	Remark	1	MHz	dBuV/m	dBuV/m	dB	dBuV	dB/m	dB	dB	dB	cm	deg		1	5510.00	102.03	-----	-----	90.77	32.65	13.45	34.84	0.00	109	331	AVERAGE													
	Peak	Freq	Level	Limit	Line Margin	Read Level	Ant Factor	Cable Loss	Preamp Loss	Aux Factor	APos	TPos	Remark																																																																																	
1	MHz	dBuV/m	dBuV/m	dB	dBuV	dB/m	dB	dB	dB	cm	deg																																																																																			
1	5459.92	43.91	54.00	-10.09	32.92	32.36	13.39	34.76	0.00	109	331	AVERAGE																																																																																		
Peak	Freq	Level	Limit	Line Margin	Read Level	Ant Factor	Cable Loss	Preamp Loss	Aux Factor	APos	TPos	Remark																																																																																		
1	MHz	dBuV/m	dBuV/m	dB	dBuV	dB/m	dB	dB	dB	cm	deg																																																																																			
1	5510.00	102.03	-----	-----	90.77	32.65	13.45	34.84	0.00	109	331	AVERAGE																																																																																		



Mode	47																																							
	Band Edge - R																																							
	U-NII-2C_5.47-5.725_802.11ax HE40_CH102_5510MHz																																							
ANT	1+2																																							
Pol.	Horizontal	Fundamental																																						
Peak	<p>Site : 03CH21-HY Condition: PEAK_BE(UNII)_B3 3m DRH18-E_LE2C03A18EN_240711 HORIZONTAL : RBW:1000.000kHz VBW:3000.000kHz SMT:Auto</p> <table border="1"> <thead> <tr> <th>Limit</th> <th>Read</th> <th>Ant</th> <th>Cable</th> <th>Preamp</th> <th>Aux</th> <th>APos</th> <th>TPos</th> <th>Remark</th> </tr> <tr> <th>Freq</th> <th>Level</th> <th>Line Margin</th> <th>Level Factor</th> <th>Loss Factor</th> <th>Factor</th> <th></th> <th></th> <th></th> </tr> <tr> <th>MHz</th> <th>dBuV/m</th> <th>dBuV/m</th> <th>dB</th> <th>dBuV</th> <th>dB/m</th> <th>dB</th> <th>dB</th> <th>cm</th> <th>deg</th> </tr> </thead> <tbody> <tr> <td>1 5732.36</td> <td>49.65</td> <td>68.20</td> <td>-18.55</td> <td>37.34</td> <td>33.63</td> <td>13.71</td> <td>35.03</td> <td>0.00</td> <td>109 331 PEAK</td> </tr> </tbody> </table>	Limit	Read	Ant	Cable	Preamp	Aux	APos	TPos	Remark	Freq	Level	Line Margin	Level Factor	Loss Factor	Factor				MHz	dBuV/m	dBuV/m	dB	dBuV	dB/m	dB	dB	cm	deg	1 5732.36	49.65	68.20	-18.55	37.34	33.63	13.71	35.03	0.00	109 331 PEAK	Blank
Limit	Read	Ant	Cable	Preamp	Aux	APos	TPos	Remark																																
Freq	Level	Line Margin	Level Factor	Loss Factor	Factor																																			
MHz	dBuV/m	dBuV/m	dB	dBuV	dB/m	dB	dB	cm	deg																															
1 5732.36	49.65	68.20	-18.55	37.34	33.63	13.71	35.03	0.00	109 331 PEAK																															



		47																																																																																											
Mode	Band Edge - L																																																																																												
	U-NII-2C_5.47-5.725_802.11ax HE40_CH102_5510MHz																																																																																												
ANT	1+2																																																																																												
Pol.	Vertical	Fundamental																																																																																											
Peak	<p>Site : 03CH21-HY Condition: PEAK_BE(UNII)_B3 3m DRH18-E_LE2C03A18EN_240711 VERTICAL : RBW:1000.000kHz VBW:3000.000kHz SMT:Auto</p> <table border="1"> <thead> <tr> <th>Peak</th> <th>Freq</th> <th>Level</th> <th>Limit</th> <th>Line Margin</th> <th>Read</th> <th>Ant</th> <th>Cable</th> <th>Preamp</th> <th>Aux</th> <th>APos</th> <th>TPos</th> <th>Remark</th> </tr> <tr> <th></th> <th>MHz</th> <th>dBuV/m</th> <th>dBuV/m</th> <th>dB</th> <th>dBuV</th> <th>dB/m</th> <th>dB</th> <th>dB</th> <th>dB</th> <th>cm</th> <th>deg</th> <th></th> </tr> </thead> <tbody> <tr> <td>1</td> <td>5456.24</td> <td>54.85</td> <td>74.00</td> <td>-19.15</td> <td>43.88</td> <td>32.34</td> <td>13.38</td> <td>34.75</td> <td>0.00</td> <td>100</td> <td>300</td> <td>PEAK</td> </tr> <tr> <td>2</td> <td>5465.84</td> <td>62.54</td> <td>68.20</td> <td>-5.66</td> <td>51.51</td> <td>32.40</td> <td>13.40</td> <td>34.77</td> <td>0.00</td> <td>100</td> <td>300</td> <td>PEAK</td> </tr> </tbody> </table>	Peak	Freq	Level	Limit	Line Margin	Read	Ant	Cable	Preamp	Aux	APos	TPos	Remark		MHz	dBuV/m	dBuV/m	dB	dBuV	dB/m	dB	dB	dB	cm	deg		1	5456.24	54.85	74.00	-19.15	43.88	32.34	13.38	34.75	0.00	100	300	PEAK	2	5465.84	62.54	68.20	-5.66	51.51	32.40	13.40	34.77	0.00	100	300	PEAK	<p>Site : 03CH21-HY Condition: PEAK(UNII) 3m DRH18-E_LE2C03A18EN_240711 VERTICAL : RBW:1000.000kHz VBW:3000.000kHz SMT:Auto</p> <table border="1"> <thead> <tr> <th>Peak</th> <th>Freq</th> <th>Level</th> <th>Limit</th> <th>Line Margin</th> <th>Read</th> <th>Ant</th> <th>Cable</th> <th>Preamp</th> <th>Aux</th> <th>APos</th> <th>TPos</th> <th>Remark</th> </tr> <tr> <th></th> <th>MHz</th> <th>dBuV/m</th> <th>dBuV/m</th> <th>dB</th> <th>dBuV</th> <th>dB/m</th> <th>dB</th> <th>dB</th> <th>dB</th> <th>cm</th> <th>deg</th> <th></th> </tr> </thead> <tbody> <tr> <td>1</td> <td>5510.00</td> <td>116.75</td> <td>70.00</td> <td>46.75</td> <td>105.53</td> <td>32.62</td> <td>13.44</td> <td>34.84</td> <td>0.00</td> <td>100</td> <td>300</td> <td>PEAK</td> </tr> </tbody> </table>	Peak	Freq	Level	Limit	Line Margin	Read	Ant	Cable	Preamp	Aux	APos	TPos	Remark		MHz	dBuV/m	dBuV/m	dB	dBuV	dB/m	dB	dB	dB	cm	deg		1	5510.00	116.75	70.00	46.75	105.53	32.62	13.44	34.84	0.00	100	300	PEAK
	Peak	Freq	Level	Limit	Line Margin	Read	Ant	Cable	Preamp	Aux	APos	TPos	Remark																																																																																
	MHz	dBuV/m	dBuV/m	dB	dBuV	dB/m	dB	dB	dB	cm	deg																																																																																		
1	5456.24	54.85	74.00	-19.15	43.88	32.34	13.38	34.75	0.00	100	300	PEAK																																																																																	
2	5465.84	62.54	68.20	-5.66	51.51	32.40	13.40	34.77	0.00	100	300	PEAK																																																																																	
Peak	Freq	Level	Limit	Line Margin	Read	Ant	Cable	Preamp	Aux	APos	TPos	Remark																																																																																	
	MHz	dBuV/m	dBuV/m	dB	dBuV	dB/m	dB	dB	dB	cm	deg																																																																																		
1	5510.00	116.75	70.00	46.75	105.53	32.62	13.44	34.84	0.00	100	300	PEAK																																																																																	
Avg	<p>Site : 03CH21-HY Condition: AVG_BE(UNII)_B3 3m DRH18-E_LE2C03A18EN_240711 VERTICAL : RBW:1000.000kHz VBW:0.200kHz SMT:Auto</p> <table border="1"> <thead> <tr> <th>Peak</th> <th>Freq</th> <th>Level</th> <th>Limit</th> <th>Line Margin</th> <th>Read</th> <th>Ant</th> <th>Cable</th> <th>Preamp</th> <th>Aux</th> <th>APos</th> <th>TPos</th> <th>Remark</th> </tr> <tr> <th></th> <th>MHz</th> <th>dBuV/m</th> <th>dBuV/m</th> <th>dB</th> <th>dBuV</th> <th>dB/m</th> <th>dB</th> <th>dB</th> <th>dB</th> <th>cm</th> <th>deg</th> <th></th> </tr> </thead> <tbody> <tr> <td>1</td> <td>5459.92</td> <td>49.06</td> <td>54.00</td> <td>-4.94</td> <td>38.07</td> <td>32.36</td> <td>13.39</td> <td>34.76</td> <td>0.00</td> <td>100</td> <td>300</td> <td>AVERAGE</td> </tr> </tbody> </table>	Peak	Freq	Level	Limit	Line Margin	Read	Ant	Cable	Preamp	Aux	APos	TPos	Remark		MHz	dBuV/m	dBuV/m	dB	dBuV	dB/m	dB	dB	dB	cm	deg		1	5459.92	49.06	54.00	-4.94	38.07	32.36	13.39	34.76	0.00	100	300	AVERAGE	<p>Site : 03CH21-HY Condition: AVG_54 3m DRH18-E_LE2C03A18EN_240711 VERTICAL : RBW:1000.000kHz VBW:0.200kHz SMT:Auto</p> <table border="1"> <thead> <tr> <th>Peak</th> <th>Freq</th> <th>Level</th> <th>Limit</th> <th>Line Margin</th> <th>Read</th> <th>Ant</th> <th>Cable</th> <th>Preamp</th> <th>Aux</th> <th>APos</th> <th>TPos</th> <th>Remark</th> </tr> <tr> <th></th> <th>MHz</th> <th>dBuV/m</th> <th>dBuV/m</th> <th>dB</th> <th>dBuV</th> <th>dB/m</th> <th>dB</th> <th>dB</th> <th>dB</th> <th>cm</th> <th>deg</th> <th></th> </tr> </thead> <tbody> <tr> <td>1</td> <td>5510.00</td> <td>109.91</td> <td>54.00</td> <td>55.91</td> <td>96.65</td> <td>32.65</td> <td>13.45</td> <td>34.84</td> <td>0.00</td> <td>100</td> <td>300</td> <td>AVERAGE</td> </tr> </tbody> </table>	Peak	Freq	Level	Limit	Line Margin	Read	Ant	Cable	Preamp	Aux	APos	TPos	Remark		MHz	dBuV/m	dBuV/m	dB	dBuV	dB/m	dB	dB	dB	cm	deg		1	5510.00	109.91	54.00	55.91	96.65	32.65	13.45	34.84	0.00	100	300	AVERAGE													
	Peak	Freq	Level	Limit	Line Margin	Read	Ant	Cable	Preamp	Aux	APos	TPos	Remark																																																																																
	MHz	dBuV/m	dBuV/m	dB	dBuV	dB/m	dB	dB	dB	cm	deg																																																																																		
1	5459.92	49.06	54.00	-4.94	38.07	32.36	13.39	34.76	0.00	100	300	AVERAGE																																																																																	
Peak	Freq	Level	Limit	Line Margin	Read	Ant	Cable	Preamp	Aux	APos	TPos	Remark																																																																																	
	MHz	dBuV/m	dBuV/m	dB	dBuV	dB/m	dB	dB	dB	cm	deg																																																																																		
1	5510.00	109.91	54.00	55.91	96.65	32.65	13.45	34.84	0.00	100	300	AVERAGE																																																																																	



Mode	47																																									
	Band Edge - R																																									
	U-NII-2C_5.47-5.725_802.11ax HE40_CH102_5510MHz																																									
ANT	1+2																																									
Pol.	Vertical	Fundamental																																								
Peak	<p>Site : 03CH21-HY Condition: PEAK_BE(UNII)_B3 3m DRH18-E_LE2C03A18EN_240711 VERTICAL : RBW:1000.000kHz VBW:3000.000kHz SMT:Auto</p> <table border="1"> <thead> <tr> <th>Limit</th> <th>Read</th> <th>Ant</th> <th>Cable</th> <th>Preamp</th> <th>Aux</th> <th>APos</th> <th>TPos</th> <th>Remark</th> </tr> <tr> <th>Freq</th> <th>Level</th> <th>Line Margin</th> <th>Level Factor</th> <th>Loss Factor</th> <th>Factor</th> <th></th> <th></th> <th></th> </tr> <tr> <th>MHz</th> <th>dBuV/m</th> <th>dBuV/m</th> <th>dB</th> <th>dBuV</th> <th>dB/m</th> <th>dB</th> <th>dB</th> <th>cm</th> <th>deg</th> </tr> </thead> <tbody> <tr> <td>1 5731.60</td> <td>51.33</td> <td>68.20</td> <td>-16.87</td> <td>39.02</td> <td>33.63</td> <td>13.71</td> <td>35.03</td> <td>0.00</td> <td>100</td> <td>300</td> <td>PEAK</td> </tr> </tbody> </table>	Limit	Read	Ant	Cable	Preamp	Aux	APos	TPos	Remark	Freq	Level	Line Margin	Level Factor	Loss Factor	Factor				MHz	dBuV/m	dBuV/m	dB	dBuV	dB/m	dB	dB	cm	deg	1 5731.60	51.33	68.20	-16.87	39.02	33.63	13.71	35.03	0.00	100	300	PEAK	Blank
Limit	Read	Ant	Cable	Preamp	Aux	APos	TPos	Remark																																		
Freq	Level	Line Margin	Level Factor	Loss Factor	Factor																																					
MHz	dBuV/m	dBuV/m	dB	dBuV	dB/m	dB	dB	cm	deg																																	
1 5731.60	51.33	68.20	-16.87	39.02	33.63	13.71	35.03	0.00	100	300	PEAK																															



Mode	47																																																																																																																																					
	Harmonic																																																																																																																																					
	U-NII-2C_5.47-5.725_802.11ax HE40_CH102_5510MHz																																																																																																																																					
ANT	1+2																																																																																																																																					
Pol.	Horizontal	Vertical																																																																																																																																				
Peak Avg	<p>Site : 03CH21-HY Condition: PEAK(UNII) 3m DRH18-E_LE2C03A18EN_240711 HORIZONTAL</p> <table border="1"> <thead> <tr> <th>Limit</th> <th>Read</th> <th>Ant</th> <th>Cable</th> <th>Preamp</th> <th>Aux</th> <th>APos</th> <th>TPos</th> <th>Remark</th> </tr> <tr> <th>Freq</th> <th>Level</th> <th>Line Margin</th> <th>Level</th> <th>Factor</th> <th>Loss Factor</th> <th>Factor</th> <th></th> <th></th> </tr> <tr> <th>MHz</th> <th>dBuV/m</th> <th>dBuV/m</th> <th>dB</th> <th>dBuV</th> <th>dB/m</th> <th>dB</th> <th>dB</th> <th>dB</th> </tr> </thead> <tbody> <tr> <td>1</td> <td>11020.00</td> <td>49.99</td> <td>74.00</td> <td>-24.01</td> <td>33.02</td> <td>37.74</td> <td>19.07</td> <td>40.28</td> <td>0.44</td> <td>--</td> <td>--</td> <td>PEAK</td> </tr> <tr> <td>2</td> <td>11020.00</td> <td>40.04</td> <td>54.00</td> <td>-13.96</td> <td>23.07</td> <td>37.74</td> <td>19.07</td> <td>40.28</td> <td>0.44</td> <td>--</td> <td>--</td> <td>AVERAGE</td> </tr> <tr> <td>3</td> <td>16530.00</td> <td>53.65</td> <td>68.20</td> <td>-14.55</td> <td>35.94</td> <td>40.46</td> <td>23.51</td> <td>46.71</td> <td>0.45</td> <td>--</td> <td>--</td> <td>PEAK</td> </tr> </tbody> </table>	Limit	Read	Ant	Cable	Preamp	Aux	APos	TPos	Remark	Freq	Level	Line Margin	Level	Factor	Loss Factor	Factor			MHz	dBuV/m	dBuV/m	dB	dBuV	dB/m	dB	dB	dB	1	11020.00	49.99	74.00	-24.01	33.02	37.74	19.07	40.28	0.44	--	--	PEAK	2	11020.00	40.04	54.00	-13.96	23.07	37.74	19.07	40.28	0.44	--	--	AVERAGE	3	16530.00	53.65	68.20	-14.55	35.94	40.46	23.51	46.71	0.45	--	--	PEAK	<p>Site : 03CH21-HY Condition: PEAK(UNII) 3m DRH18-E_LE2C03A18EN_240711 VERTICAL</p> <table border="1"> <thead> <tr> <th>Limit</th> <th>Read</th> <th>Ant</th> <th>Cable</th> <th>Preamp</th> <th>Aux</th> <th>APos</th> <th>TPos</th> <th>Remark</th> </tr> <tr> <th>Freq</th> <th>Level</th> <th>Line Margin</th> <th>Level</th> <th>Factor</th> <th>Loss Factor</th> <th>Factor</th> <th></th> <th></th> </tr> <tr> <th>MHz</th> <th>dBuV/m</th> <th>dBuV/m</th> <th>dB</th> <th>dBuV</th> <th>dB/m</th> <th>dB</th> <th>dB</th> <th>dB</th> </tr> </thead> <tbody> <tr> <td>1</td> <td>11020.00</td> <td>50.19</td> <td>74.00</td> <td>-23.81</td> <td>33.22</td> <td>37.74</td> <td>19.07</td> <td>40.28</td> <td>0.44</td> <td>--</td> <td>--</td> <td>PEAK</td> </tr> <tr> <td>2</td> <td>11020.00</td> <td>39.71</td> <td>54.00</td> <td>-14.29</td> <td>22.74</td> <td>37.74</td> <td>19.07</td> <td>40.28</td> <td>0.44</td> <td>--</td> <td>--</td> <td>AVERAGE</td> </tr> <tr> <td>3</td> <td>16530.00</td> <td>53.01</td> <td>68.20</td> <td>-15.19</td> <td>35.30</td> <td>40.46</td> <td>23.51</td> <td>46.71</td> <td>0.45</td> <td>--</td> <td>--</td> <td>PEAK</td> </tr> </tbody> </table>	Limit	Read	Ant	Cable	Preamp	Aux	APos	TPos	Remark	Freq	Level	Line Margin	Level	Factor	Loss Factor	Factor			MHz	dBuV/m	dBuV/m	dB	dBuV	dB/m	dB	dB	dB	1	11020.00	50.19	74.00	-23.81	33.22	37.74	19.07	40.28	0.44	--	--	PEAK	2	11020.00	39.71	54.00	-14.29	22.74	37.74	19.07	40.28	0.44	--	--	AVERAGE	3	16530.00	53.01	68.20	-15.19	35.30	40.46	23.51	46.71	0.45	--	--	PEAK
	Limit	Read	Ant	Cable	Preamp	Aux	APos	TPos	Remark																																																																																																																													
Freq	Level	Line Margin	Level	Factor	Loss Factor	Factor																																																																																																																																
MHz	dBuV/m	dBuV/m	dB	dBuV	dB/m	dB	dB	dB																																																																																																																														
1	11020.00	49.99	74.00	-24.01	33.02	37.74	19.07	40.28	0.44	--	--	PEAK																																																																																																																										
2	11020.00	40.04	54.00	-13.96	23.07	37.74	19.07	40.28	0.44	--	--	AVERAGE																																																																																																																										
3	16530.00	53.65	68.20	-14.55	35.94	40.46	23.51	46.71	0.45	--	--	PEAK																																																																																																																										
Limit	Read	Ant	Cable	Preamp	Aux	APos	TPos	Remark																																																																																																																														
Freq	Level	Line Margin	Level	Factor	Loss Factor	Factor																																																																																																																																
MHz	dBuV/m	dBuV/m	dB	dBuV	dB/m	dB	dB	dB																																																																																																																														
1	11020.00	50.19	74.00	-23.81	33.22	37.74	19.07	40.28	0.44	--	--	PEAK																																																																																																																										
2	11020.00	39.71	54.00	-14.29	22.74	37.74	19.07	40.28	0.44	--	--	AVERAGE																																																																																																																										
3	16530.00	53.01	68.20	-15.19	35.30	40.46	23.51	46.71	0.45	--	--	PEAK																																																																																																																										



	48																																																																																												
Mode	Band Edge - L																																																																																												
	U-NII-2C_5.47-5.725_802.11ax HE40_CH110_5550MHz																																																																																												
ANT	1+2																																																																																												
Pol.	Horizontal	Fundamental																																																																																											
Peak	<p>Site : 03CH21-HY Condition: PEAK_BE(UNII)_B3 3m DRH18-E_LE2C03A18EN_240711 HORIZONTAL : RBW:1000.000kHz VBW:3000.000kHz SMT:Auto</p> <table border="1"> <thead> <tr> <th>Peak</th> <th>Freq</th> <th>Level</th> <th>Limit</th> <th>Line Margin</th> <th>Read Level</th> <th>Ant Factor</th> <th>Cable Loss</th> <th>Preamp Factor</th> <th>Aux Factor</th> <th>APos</th> <th>TPos</th> <th>Remark</th> </tr> <tr> <th></th> <th>MHz</th> <th>dBuV/m</th> <th>dBuV/m</th> <th>dB</th> <th>dBuV</th> <th>dB/m</th> <th>dB</th> <th>dB</th> <th>dB</th> <th>cm</th> <th>deg</th> <th></th> </tr> </thead> <tbody> <tr> <td>1</td> <td>5425.00</td> <td>50.90</td> <td>74.00</td> <td>-23.10</td> <td>40.00</td> <td>32.25</td> <td>13.35</td> <td>34.70</td> <td>0.00</td> <td>100</td> <td>334</td> <td>PEAK</td> </tr> <tr> <td>2</td> <td>5466.60</td> <td>49.07</td> <td>68.20</td> <td>-19.13</td> <td>38.04</td> <td>32.40</td> <td>13.40</td> <td>34.77</td> <td>0.00</td> <td>100</td> <td>334</td> <td>PEAK</td> </tr> </tbody> </table>	Peak	Freq	Level	Limit	Line Margin	Read Level	Ant Factor	Cable Loss	Preamp Factor	Aux Factor	APos	TPos	Remark		MHz	dBuV/m	dBuV/m	dB	dBuV	dB/m	dB	dB	dB	cm	deg		1	5425.00	50.90	74.00	-23.10	40.00	32.25	13.35	34.70	0.00	100	334	PEAK	2	5466.60	49.07	68.20	-19.13	38.04	32.40	13.40	34.77	0.00	100	334	PEAK	<p>Site : 03CH21-HY Condition: PEAK(UNII) 3m DRH18-E_LE2C03A18EN_240711 HORIZONTAL : RBW:1000.000kHz VBW:3000.000kHz SMT:Auto</p> <table border="1"> <thead> <tr> <th>Peak</th> <th>Freq</th> <th>Level</th> <th>Limit</th> <th>Line Margin</th> <th>Read Level</th> <th>Ant Factor</th> <th>Cable Loss</th> <th>Preamp Factor</th> <th>Aux Factor</th> <th>APos</th> <th>TPos</th> <th>Remark</th> </tr> <tr> <th></th> <th>MHz</th> <th>dBuV/m</th> <th>dBuV/m</th> <th>dB</th> <th>dBuV</th> <th>dB/m</th> <th>dB</th> <th>dB</th> <th>dB</th> <th>cm</th> <th>deg</th> <th></th> </tr> </thead> <tbody> <tr> <td>1</td> <td>5550.00</td> <td>109.45</td> <td>70.00</td> <td>39.45</td> <td>98.01</td> <td>32.82</td> <td>13.50</td> <td>34.88</td> <td>0.00</td> <td>100</td> <td>334</td> <td>PEAK</td> </tr> </tbody> </table>	Peak	Freq	Level	Limit	Line Margin	Read Level	Ant Factor	Cable Loss	Preamp Factor	Aux Factor	APos	TPos	Remark		MHz	dBuV/m	dBuV/m	dB	dBuV	dB/m	dB	dB	dB	cm	deg		1	5550.00	109.45	70.00	39.45	98.01	32.82	13.50	34.88	0.00	100	334	PEAK
Peak	Freq	Level	Limit	Line Margin	Read Level	Ant Factor	Cable Loss	Preamp Factor	Aux Factor	APos	TPos	Remark																																																																																	
	MHz	dBuV/m	dBuV/m	dB	dBuV	dB/m	dB	dB	dB	cm	deg																																																																																		
1	5425.00	50.90	74.00	-23.10	40.00	32.25	13.35	34.70	0.00	100	334	PEAK																																																																																	
2	5466.60	49.07	68.20	-19.13	38.04	32.40	13.40	34.77	0.00	100	334	PEAK																																																																																	
Peak	Freq	Level	Limit	Line Margin	Read Level	Ant Factor	Cable Loss	Preamp Factor	Aux Factor	APos	TPos	Remark																																																																																	
	MHz	dBuV/m	dBuV/m	dB	dBuV	dB/m	dB	dB	dB	cm	deg																																																																																		
1	5550.00	109.45	70.00	39.45	98.01	32.82	13.50	34.88	0.00	100	334	PEAK																																																																																	
Avg	<p>Site : 03CH21-HY Condition: AVG_BE(UNII)_B3 3m DRH18-E_LE2C03A18EN_240711 HORIZONTAL : RBW:1000.000kHz VBW:0.200kHz SMT:Auto</p> <table border="1"> <thead> <tr> <th>Peak</th> <th>Freq</th> <th>Level</th> <th>Limit</th> <th>Line Margin</th> <th>Read Level</th> <th>Ant Factor</th> <th>Cable Loss</th> <th>Preamp Factor</th> <th>Aux Factor</th> <th>APos</th> <th>TPos</th> <th>Remark</th> </tr> <tr> <th></th> <th>MHz</th> <th>dBuV/m</th> <th>dBuV/m</th> <th>dB</th> <th>dBuV</th> <th>dB/m</th> <th>dB</th> <th>dB</th> <th>dB</th> <th>cm</th> <th>deg</th> <th></th> </tr> </thead> <tbody> <tr> <td>1</td> <td>5452.60</td> <td>42.52</td> <td>54.00</td> <td>-11.48</td> <td>31.57</td> <td>32.32</td> <td>13.38</td> <td>34.75</td> <td>0.00</td> <td>100</td> <td>334</td> <td>AVERAGE</td> </tr> </tbody> </table>	Peak	Freq	Level	Limit	Line Margin	Read Level	Ant Factor	Cable Loss	Preamp Factor	Aux Factor	APos	TPos	Remark		MHz	dBuV/m	dBuV/m	dB	dBuV	dB/m	dB	dB	dB	cm	deg		1	5452.60	42.52	54.00	-11.48	31.57	32.32	13.38	34.75	0.00	100	334	AVERAGE	<p>Site : 03CH21-HY Condition: AVG_54 3m DRH18-E_LE2C03A18EN_240711 HORIZONTAL : RBW:1000.000kHz VBW:0.200kHz SMT:Auto</p> <table border="1"> <thead> <tr> <th>Peak</th> <th>Freq</th> <th>Level</th> <th>Limit</th> <th>Line Margin</th> <th>Read Level</th> <th>Ant Factor</th> <th>Cable Loss</th> <th>Preamp Factor</th> <th>Aux Factor</th> <th>APos</th> <th>TPos</th> <th>Remark</th> </tr> <tr> <th></th> <th>MHz</th> <th>dBuV/m</th> <th>dBuV/m</th> <th>dB</th> <th>dBuV</th> <th>dB/m</th> <th>dB</th> <th>dB</th> <th>dB</th> <th>cm</th> <th>deg</th> <th></th> </tr> </thead> <tbody> <tr> <td>1</td> <td>5550.00</td> <td>102.59</td> <td>54.00</td> <td>48.59</td> <td>91.16</td> <td>32.81</td> <td>13.50</td> <td>34.88</td> <td>0.00</td> <td>100</td> <td>334</td> <td>AVERAGE</td> </tr> </tbody> </table>	Peak	Freq	Level	Limit	Line Margin	Read Level	Ant Factor	Cable Loss	Preamp Factor	Aux Factor	APos	TPos	Remark		MHz	dBuV/m	dBuV/m	dB	dBuV	dB/m	dB	dB	dB	cm	deg		1	5550.00	102.59	54.00	48.59	91.16	32.81	13.50	34.88	0.00	100	334	AVERAGE													
Peak	Freq	Level	Limit	Line Margin	Read Level	Ant Factor	Cable Loss	Preamp Factor	Aux Factor	APos	TPos	Remark																																																																																	
	MHz	dBuV/m	dBuV/m	dB	dBuV	dB/m	dB	dB	dB	cm	deg																																																																																		
1	5452.60	42.52	54.00	-11.48	31.57	32.32	13.38	34.75	0.00	100	334	AVERAGE																																																																																	
Peak	Freq	Level	Limit	Line Margin	Read Level	Ant Factor	Cable Loss	Preamp Factor	Aux Factor	APos	TPos	Remark																																																																																	
	MHz	dBuV/m	dBuV/m	dB	dBuV	dB/m	dB	dB	dB	cm	deg																																																																																		
1	5550.00	102.59	54.00	48.59	91.16	32.81	13.50	34.88	0.00	100	334	AVERAGE																																																																																	



Mode	48																																									
	Band Edge - R																																									
	U-NII-2C_5.47-5.725_802.11ax HE40_CH110_5550MHz																																									
ANT	1+2																																									
Pol.	Horizontal	Fundamental																																								
Peak	<p>Site : 03CH21-HY Condition: PEAK_BE(UNII)_B3 3m DRH18-E_LE2C03A18EN_240711 HORIZONTAL : RBW:1000.000kHz VBW:3000.000kHz SMT:Auto</p> <table border="1"> <thead> <tr> <th>Limit</th> <th>Read</th> <th>Ant</th> <th>Cable</th> <th>Preamp</th> <th>Aux</th> <th>APos</th> <th>TPos</th> <th>Remark</th> </tr> <tr> <th>Freq</th> <th>Level</th> <th>Line Margin</th> <th>Level</th> <th>Factor</th> <th>Loss Factor</th> <th>Factor</th> <th></th> <th></th> </tr> <tr> <th>MHz</th> <th>dBuV/m</th> <th>dBuV/m</th> <th>dB</th> <th>dBuV</th> <th>dB/m</th> <th>dB</th> <th>dB</th> <th>cm</th> <th>deg</th> </tr> </thead> <tbody> <tr> <td>1 5727.16</td> <td>49.84</td> <td>68.20</td> <td>-18.36</td> <td>37.56</td> <td>33.61</td> <td>13.70</td> <td>35.03</td> <td>0.00</td> <td>100</td> <td>334</td> <td>PEAK</td> </tr> </tbody> </table>	Limit	Read	Ant	Cable	Preamp	Aux	APos	TPos	Remark	Freq	Level	Line Margin	Level	Factor	Loss Factor	Factor			MHz	dBuV/m	dBuV/m	dB	dBuV	dB/m	dB	dB	cm	deg	1 5727.16	49.84	68.20	-18.36	37.56	33.61	13.70	35.03	0.00	100	334	PEAK	Blank
Limit	Read	Ant	Cable	Preamp	Aux	APos	TPos	Remark																																		
Freq	Level	Line Margin	Level	Factor	Loss Factor	Factor																																				
MHz	dBuV/m	dBuV/m	dB	dBuV	dB/m	dB	dB	cm	deg																																	
1 5727.16	49.84	68.20	-18.36	37.56	33.61	13.70	35.03	0.00	100	334	PEAK																															



		48																																																																																											
Mode	Band Edge - L																																																																																												
	U-NII-2C_5.47-5.725_802.11ax HE40_CH110_5550MHz																																																																																												
ANT	1+2																																																																																												
Pol.	Vertical	Fundamental																																																																																											
Peak	<p>Site : 03CH21-HY Condition: PEAK_BE(UNII)_B3 3m DRH18-E_LE2C03A18EN_240711 VERTICAL : RBW:1000.000kHz VBW:3000.000kHz SMT:Auto</p> <table border="1"> <thead> <tr> <th>Peak</th> <th>Freq</th> <th>Level</th> <th>Limit</th> <th>Line Margin</th> <th>Read Level</th> <th>Ant Factor</th> <th>Cable Loss</th> <th>Preamp</th> <th>Aux</th> <th>APos</th> <th>TPos</th> <th>Remark</th> </tr> <tr> <th></th> <th>MHz</th> <th>dBuV/m</th> <th>dBuV/m</th> <th>dB</th> <th>dBuV</th> <th>dB/m</th> <th>dB</th> <th>dB</th> <th>dB</th> <th>cm</th> <th>deg</th> <th></th> </tr> </thead> <tbody> <tr> <td>1</td> <td>5454.00</td> <td>54.43</td> <td>74.00</td> <td>-19.57</td> <td>43.48</td> <td>32.32</td> <td>13.38</td> <td>34.75</td> <td>0.00</td> <td>117</td> <td>301</td> <td>PEAK</td> </tr> <tr> <td>2</td> <td>5465.80</td> <td>52.03</td> <td>68.20</td> <td>-16.17</td> <td>41.01</td> <td>32.39</td> <td>13.40</td> <td>34.77</td> <td>0.00</td> <td>117</td> <td>301</td> <td>PEAK</td> </tr> </tbody> </table>	Peak	Freq	Level	Limit	Line Margin	Read Level	Ant Factor	Cable Loss	Preamp	Aux	APos	TPos	Remark		MHz	dBuV/m	dBuV/m	dB	dBuV	dB/m	dB	dB	dB	cm	deg		1	5454.00	54.43	74.00	-19.57	43.48	32.32	13.38	34.75	0.00	117	301	PEAK	2	5465.80	52.03	68.20	-16.17	41.01	32.39	13.40	34.77	0.00	117	301	PEAK	<p>Site : 03CH21-HY Condition: PEAK(UNII) 3m DRH18-E_LE2C03A18EN_240711 VERTICAL : RBW:1000.000kHz VBW:3000.000kHz SMT:Auto</p> <table border="1"> <thead> <tr> <th>Peak</th> <th>Freq</th> <th>Level</th> <th>Limit</th> <th>Line Margin</th> <th>Read Level</th> <th>Ant Factor</th> <th>Cable Loss</th> <th>Preamp</th> <th>Aux</th> <th>APos</th> <th>TPos</th> <th>Remark</th> </tr> <tr> <th></th> <th>MHz</th> <th>dBuV/m</th> <th>dBuV/m</th> <th>dB</th> <th>dBuV</th> <th>dB/m</th> <th>dB</th> <th>dB</th> <th>dB</th> <th>cm</th> <th>deg</th> <th></th> </tr> </thead> <tbody> <tr> <td>1</td> <td>5550.00</td> <td>118.39</td> <td>-----</td> <td>-----</td> <td>106.94</td> <td>32.83</td> <td>13.51</td> <td>34.89</td> <td>0.00</td> <td>117</td> <td>301</td> <td>PEAK</td> </tr> </tbody> </table>	Peak	Freq	Level	Limit	Line Margin	Read Level	Ant Factor	Cable Loss	Preamp	Aux	APos	TPos	Remark		MHz	dBuV/m	dBuV/m	dB	dBuV	dB/m	dB	dB	dB	cm	deg		1	5550.00	118.39	-----	-----	106.94	32.83	13.51	34.89	0.00	117	301	PEAK
	Peak	Freq	Level	Limit	Line Margin	Read Level	Ant Factor	Cable Loss	Preamp	Aux	APos	TPos	Remark																																																																																
	MHz	dBuV/m	dBuV/m	dB	dBuV	dB/m	dB	dB	dB	cm	deg																																																																																		
1	5454.00	54.43	74.00	-19.57	43.48	32.32	13.38	34.75	0.00	117	301	PEAK																																																																																	
2	5465.80	52.03	68.20	-16.17	41.01	32.39	13.40	34.77	0.00	117	301	PEAK																																																																																	
Peak	Freq	Level	Limit	Line Margin	Read Level	Ant Factor	Cable Loss	Preamp	Aux	APos	TPos	Remark																																																																																	
	MHz	dBuV/m	dBuV/m	dB	dBuV	dB/m	dB	dB	dB	cm	deg																																																																																		
1	5550.00	118.39	-----	-----	106.94	32.83	13.51	34.89	0.00	117	301	PEAK																																																																																	
Avg	<p>Site : 03CH21-HY Condition: AVG_BE(UNII)_B3 3m DRH18-E_LE2C03A18EN_240711 VERTICAL : RBW:1000.000kHz VBW:0.200kHz SMT:Auto</p> <table border="1"> <thead> <tr> <th>Peak</th> <th>Freq</th> <th>Level</th> <th>Limit</th> <th>Line Margin</th> <th>Read Level</th> <th>Ant Factor</th> <th>Cable Loss</th> <th>Preamp</th> <th>Aux</th> <th>APos</th> <th>TPos</th> <th>Remark</th> </tr> <tr> <th></th> <th>MHz</th> <th>dBuV/m</th> <th>dBuV/m</th> <th>dB</th> <th>dBuV</th> <th>dB/m</th> <th>dB</th> <th>dB</th> <th>dB</th> <th>cm</th> <th>deg</th> <th></th> </tr> </thead> <tbody> <tr> <td>1</td> <td>5447.00</td> <td>46.37</td> <td>54.00</td> <td>-7.63</td> <td>35.45</td> <td>32.29</td> <td>13.37</td> <td>34.74</td> <td>0.00</td> <td>117</td> <td>301</td> <td>AVERAGE</td> </tr> </tbody> </table>	Peak	Freq	Level	Limit	Line Margin	Read Level	Ant Factor	Cable Loss	Preamp	Aux	APos	TPos	Remark		MHz	dBuV/m	dBuV/m	dB	dBuV	dB/m	dB	dB	dB	cm	deg		1	5447.00	46.37	54.00	-7.63	35.45	32.29	13.37	34.74	0.00	117	301	AVERAGE	<p>Site : 03CH21-HY Condition: AVG_54 3m DRH18-E_LE2C03A18EN_240711 VERTICAL : RBW:1000.000kHz VBW:0.200kHz SMT:Auto</p> <table border="1"> <thead> <tr> <th>Peak</th> <th>Freq</th> <th>Level</th> <th>Limit</th> <th>Line Margin</th> <th>Read Level</th> <th>Ant Factor</th> <th>Cable Loss</th> <th>Preamp</th> <th>Aux</th> <th>APos</th> <th>TPos</th> <th>Remark</th> </tr> <tr> <th></th> <th>MHz</th> <th>dBuV/m</th> <th>dBuV/m</th> <th>dB</th> <th>dBuV</th> <th>dB/m</th> <th>dB</th> <th>dB</th> <th>dB</th> <th>cm</th> <th>deg</th> <th></th> </tr> </thead> <tbody> <tr> <td>1</td> <td>5550.00</td> <td>110.18</td> <td>-----</td> <td>-----</td> <td>90.75</td> <td>32.81</td> <td>13.50</td> <td>34.88</td> <td>0.00</td> <td>117</td> <td>301</td> <td>AVERAGE</td> </tr> </tbody> </table>	Peak	Freq	Level	Limit	Line Margin	Read Level	Ant Factor	Cable Loss	Preamp	Aux	APos	TPos	Remark		MHz	dBuV/m	dBuV/m	dB	dBuV	dB/m	dB	dB	dB	cm	deg		1	5550.00	110.18	-----	-----	90.75	32.81	13.50	34.88	0.00	117	301	AVERAGE													
	Peak	Freq	Level	Limit	Line Margin	Read Level	Ant Factor	Cable Loss	Preamp	Aux	APos	TPos	Remark																																																																																
	MHz	dBuV/m	dBuV/m	dB	dBuV	dB/m	dB	dB	dB	cm	deg																																																																																		
1	5447.00	46.37	54.00	-7.63	35.45	32.29	13.37	34.74	0.00	117	301	AVERAGE																																																																																	
Peak	Freq	Level	Limit	Line Margin	Read Level	Ant Factor	Cable Loss	Preamp	Aux	APos	TPos	Remark																																																																																	
	MHz	dBuV/m	dBuV/m	dB	dBuV	dB/m	dB	dB	dB	cm	deg																																																																																		
1	5550.00	110.18	-----	-----	90.75	32.81	13.50	34.88	0.00	117	301	AVERAGE																																																																																	



Mode	48																																							
	Band Edge - R																																							
	U-NII-2C_5.47-5.725_802.11ax HE40_CH110_5550MHz																																							
ANT	1+2																																							
Pol.	Vertical	Fundamental																																						
Peak	<p>Site : 03CH21-HY Condition: PEAK_BE(UNII)_B3 3m DRH18-E_LE2C03A18EN_240711 VERTICAL : RBW:1000.000kHz VBW:3000.000kHz SMT:Auto</p> <table border="1"> <thead> <tr> <th>Limit</th> <th>Read</th> <th>Ant</th> <th>Cable</th> <th>Preamp</th> <th>Aux</th> <th>APos</th> <th>TPos</th> <th>Remark</th> </tr> <tr> <th>Freq</th> <th>Level</th> <th>Line Margin</th> <th>Level Factor</th> <th>Loss Factor</th> <th>Factor</th> <th></th> <th></th> <th></th> </tr> <tr> <th>MHz</th> <th>dBuV/m</th> <th>dBuV/m</th> <th>dB</th> <th>dBuV</th> <th>dB/m</th> <th>dB</th> <th>dB</th> <th>cm</th> <th>deg</th> </tr> </thead> <tbody> <tr> <td>1 5725.01</td> <td>52.90</td> <td>68.20</td> <td>-15.30</td> <td>40.62</td> <td>33.60</td> <td>13.70</td> <td>35.02</td> <td>0.00</td> <td>117 301 PEAK</td> </tr> </tbody> </table>	Limit	Read	Ant	Cable	Preamp	Aux	APos	TPos	Remark	Freq	Level	Line Margin	Level Factor	Loss Factor	Factor				MHz	dBuV/m	dBuV/m	dB	dBuV	dB/m	dB	dB	cm	deg	1 5725.01	52.90	68.20	-15.30	40.62	33.60	13.70	35.02	0.00	117 301 PEAK	Blank
Limit	Read	Ant	Cable	Preamp	Aux	APos	TPos	Remark																																
Freq	Level	Line Margin	Level Factor	Loss Factor	Factor																																			
MHz	dBuV/m	dBuV/m	dB	dBuV	dB/m	dB	dB	cm	deg																															
1 5725.01	52.90	68.20	-15.30	40.62	33.60	13.70	35.02	0.00	117 301 PEAK																															



Mode	48																																																																																																																																							
	Harmonic																																																																																																																																							
	U-NII-2C_5.47-5.725_802.11ax HE40_CH110_5550MHz																																																																																																																																							
ANT	1+2																																																																																																																																							
Pol.	Horizontal	Vertical																																																																																																																																						
Peak Avg	<p>Site : 03CH21-HY Condition: PEAK(UNII) 3m DRH18-E_LE2C03A18EN_240711 HORIZONTAL</p> <table border="1"> <thead> <tr> <th>Limit</th> <th>Read</th> <th>Ant</th> <th>Cable</th> <th>Preamp</th> <th>Aux</th> <th>APos</th> <th>TPos</th> <th>Remark</th> </tr> <tr> <th>Freq</th> <th>Level</th> <th>Line Margin</th> <th>Level</th> <th>Factor</th> <th>Loss Factor</th> <th>Factor</th> <th></th> <th></th> </tr> <tr> <th>MHz</th> <th>dBuV/m</th> <th>dBuV/m</th> <th>dB</th> <th>dBuV</th> <th>dB/m</th> <th>dB</th> <th>dB</th> <th>cm</th> <th>deg</th> </tr> </thead> <tbody> <tr> <td>1</td> <td>11100.00</td> <td>49.92</td> <td>74.00</td> <td>-24.08</td> <td>32.78</td> <td>37.90</td> <td>19.14</td> <td>40.34</td> <td>0.44</td> <td>--</td> <td>--</td> <td>PEAK</td> </tr> <tr> <td>2</td> <td>11100.00</td> <td>40.26</td> <td>54.00</td> <td>-13.74</td> <td>23.12</td> <td>37.90</td> <td>19.14</td> <td>40.34</td> <td>0.44</td> <td>--</td> <td>--</td> <td>AVERAGE</td> </tr> <tr> <td>3</td> <td>16650.00</td> <td>52.70</td> <td>68.20</td> <td>-15.50</td> <td>34.95</td> <td>40.40</td> <td>23.59</td> <td>46.69</td> <td>0.45</td> <td>--</td> <td>--</td> <td>PEAK</td> </tr> </tbody> </table>	Limit	Read	Ant	Cable	Preamp	Aux	APos	TPos	Remark	Freq	Level	Line Margin	Level	Factor	Loss Factor	Factor			MHz	dBuV/m	dBuV/m	dB	dBuV	dB/m	dB	dB	cm	deg	1	11100.00	49.92	74.00	-24.08	32.78	37.90	19.14	40.34	0.44	--	--	PEAK	2	11100.00	40.26	54.00	-13.74	23.12	37.90	19.14	40.34	0.44	--	--	AVERAGE	3	16650.00	52.70	68.20	-15.50	34.95	40.40	23.59	46.69	0.45	--	--	PEAK	<p>Site : 03CH21-HY Condition: PEAK(UNII) 3m DRH18-E_LE2C03A18EN_240711 VERTICAL</p> <table border="1"> <thead> <tr> <th>Limit</th> <th>Read</th> <th>Ant</th> <th>Cable</th> <th>Preamp</th> <th>Aux</th> <th>APos</th> <th>TPos</th> <th>Remark</th> </tr> <tr> <th>Freq</th> <th>Level</th> <th>Line Margin</th> <th>Level</th> <th>Factor</th> <th>Loss Factor</th> <th>Factor</th> <th></th> <th></th> </tr> <tr> <th>MHz</th> <th>dBuV/m</th> <th>dBuV/m</th> <th>dB</th> <th>dBuV</th> <th>dB/m</th> <th>dB</th> <th>dB</th> <th>cm</th> <th>deg</th> </tr> </thead> <tbody> <tr> <td>1</td> <td>11100.00</td> <td>49.67</td> <td>74.00</td> <td>-24.33</td> <td>32.53</td> <td>37.90</td> <td>19.14</td> <td>40.34</td> <td>0.44</td> <td>--</td> <td>--</td> <td>PEAK</td> </tr> <tr> <td>2</td> <td>11100.00</td> <td>39.77</td> <td>54.00</td> <td>-14.23</td> <td>22.63</td> <td>37.90</td> <td>19.14</td> <td>40.34</td> <td>0.44</td> <td>--</td> <td>--</td> <td>AVERAGE</td> </tr> <tr> <td>3</td> <td>16650.00</td> <td>53.00</td> <td>68.20</td> <td>-15.20</td> <td>35.25</td> <td>40.40</td> <td>23.59</td> <td>46.69</td> <td>0.45</td> <td>--</td> <td>--</td> <td>PEAK</td> </tr> </tbody> </table>	Limit	Read	Ant	Cable	Preamp	Aux	APos	TPos	Remark	Freq	Level	Line Margin	Level	Factor	Loss Factor	Factor			MHz	dBuV/m	dBuV/m	dB	dBuV	dB/m	dB	dB	cm	deg	1	11100.00	49.67	74.00	-24.33	32.53	37.90	19.14	40.34	0.44	--	--	PEAK	2	11100.00	39.77	54.00	-14.23	22.63	37.90	19.14	40.34	0.44	--	--	AVERAGE	3	16650.00	53.00	68.20	-15.20	35.25	40.40	23.59	46.69	0.45	--	--	PEAK
	Limit	Read	Ant	Cable	Preamp	Aux	APos	TPos	Remark																																																																																																																															
Freq	Level	Line Margin	Level	Factor	Loss Factor	Factor																																																																																																																																		
MHz	dBuV/m	dBuV/m	dB	dBuV	dB/m	dB	dB	cm	deg																																																																																																																															
1	11100.00	49.92	74.00	-24.08	32.78	37.90	19.14	40.34	0.44	--	--	PEAK																																																																																																																												
2	11100.00	40.26	54.00	-13.74	23.12	37.90	19.14	40.34	0.44	--	--	AVERAGE																																																																																																																												
3	16650.00	52.70	68.20	-15.50	34.95	40.40	23.59	46.69	0.45	--	--	PEAK																																																																																																																												
Limit	Read	Ant	Cable	Preamp	Aux	APos	TPos	Remark																																																																																																																																
Freq	Level	Line Margin	Level	Factor	Loss Factor	Factor																																																																																																																																		
MHz	dBuV/m	dBuV/m	dB	dBuV	dB/m	dB	dB	cm	deg																																																																																																																															
1	11100.00	49.67	74.00	-24.33	32.53	37.90	19.14	40.34	0.44	--	--	PEAK																																																																																																																												
2	11100.00	39.77	54.00	-14.23	22.63	37.90	19.14	40.34	0.44	--	--	AVERAGE																																																																																																																												
3	16650.00	53.00	68.20	-15.20	35.25	40.40	23.59	46.69	0.45	--	--	PEAK																																																																																																																												



49																																																							
Mode	Band Edge - L																																																						
U-NII-2C_5.47-5.725_802.11ax HE40_CH134_5670MHz																																																							
ANT	1+2																																																						
Pol.	Horizontal																																																						
Peak	<p>Site : 03CH21-HY Condition: PEAK_BE(UNII)_B3 3m DRH18-E_LE2C03A18EN_240711 HORIZONTAL : RBW:1000.000kHz VBW:3000.000kHz SMT:Auto</p> <table border="1"> <thead> <tr> <th>Limit</th> <th>Read</th> <th>Ant</th> <th>Cable</th> <th>Preamp</th> <th>Aux</th> <th>APos</th> <th>TPos</th> <th>Remark</th> </tr> <tr> <th>Freq</th> <th>Level</th> <th>Line Margin</th> <th>Level</th> <th>Factor</th> <th>Loss</th> <th>Factor</th> <th>Factor</th> <th></th> </tr> <tr> <th>MHz</th> <th>dBuV/m</th> <th>dBuV/m</th> <th>dB</th> <th>dBuV</th> <th>dB/m</th> <th>dB</th> <th>dB</th> <th>cm</th> <th>deg</th> </tr> </thead> <tbody> <tr> <td>1</td> <td>5400.24</td> <td>49.31</td> <td>74.00</td> <td>-24.69</td> <td>38.45</td> <td>32.20</td> <td>13.32</td> <td>34.66</td> <td>0.00</td> <td>100</td> <td>332</td> <td>PEAK</td> </tr> <tr> <td>2</td> <td>5462.64</td> <td>49.27</td> <td>68.20</td> <td>-18.93</td> <td>38.27</td> <td>32.38</td> <td>13.39</td> <td>34.77</td> <td>0.00</td> <td>100</td> <td>332</td> <td>PEAK</td> </tr> </tbody> </table>	Limit	Read	Ant	Cable	Preamp	Aux	APos	TPos	Remark	Freq	Level	Line Margin	Level	Factor	Loss	Factor	Factor		MHz	dBuV/m	dBuV/m	dB	dBuV	dB/m	dB	dB	cm	deg	1	5400.24	49.31	74.00	-24.69	38.45	32.20	13.32	34.66	0.00	100	332	PEAK	2	5462.64	49.27	68.20	-18.93	38.27	32.38	13.39	34.77	0.00	100	332	PEAK
	Limit	Read	Ant	Cable	Preamp	Aux	APos	TPos	Remark																																														
Freq	Level	Line Margin	Level	Factor	Loss	Factor	Factor																																																
MHz	dBuV/m	dBuV/m	dB	dBuV	dB/m	dB	dB	cm	deg																																														
1	5400.24	49.31	74.00	-24.69	38.45	32.20	13.32	34.66	0.00	100	332	PEAK																																											
2	5462.64	49.27	68.20	-18.93	38.27	32.38	13.39	34.77	0.00	100	332	PEAK																																											
<p>Site : 03CH21-HY Condition: PEAK(UNII) 3m DRH18-E_LE2C03A18EN_240711 HORIZONTAL : RBW:1000.000kHz VBW:3000.000kHz SMT:Auto</p> <table border="1"> <thead> <tr> <th>Limit</th> <th>Read</th> <th>Ant</th> <th>Cable</th> <th>Preamp</th> <th>Aux</th> <th>APos</th> <th>TPos</th> <th>Remark</th> </tr> <tr> <th>Freq</th> <th>Level</th> <th>Line Margin</th> <th>Level</th> <th>Factor</th> <th>Loss</th> <th>Factor</th> <th>Factor</th> <th></th> </tr> <tr> <th>MHz</th> <th>dBuV/m</th> <th>dBuV/m</th> <th>dB</th> <th>dBuV</th> <th>dB/m</th> <th>dB</th> <th>dB</th> <th>cm</th> <th>deg</th> </tr> </thead> <tbody> <tr> <td>1</td> <td>5670.00</td> <td>105.78</td> <td>-----</td> <td>-----</td> <td>93.81</td> <td>33.31</td> <td>13.63</td> <td>34.97</td> <td>0.00</td> <td>100</td> <td>332</td> <td>PEAK</td> </tr> </tbody> </table>	Limit	Read	Ant	Cable	Preamp	Aux	APos	TPos	Remark	Freq	Level	Line Margin	Level	Factor	Loss	Factor	Factor		MHz	dBuV/m	dBuV/m	dB	dBuV	dB/m	dB	dB	cm	deg	1	5670.00	105.78	-----	-----	93.81	33.31	13.63	34.97	0.00	100	332	PEAK														
Limit	Read	Ant	Cable	Preamp	Aux	APos	TPos	Remark																																															
Freq	Level	Line Margin	Level	Factor	Loss	Factor	Factor																																																
MHz	dBuV/m	dBuV/m	dB	dBuV	dB/m	dB	dB	cm	deg																																														
1	5670.00	105.78	-----	-----	93.81	33.31	13.63	34.97	0.00	100	332	PEAK																																											
Avg	<p>Site : 03CH21-HY Condition: AVG_BE(UNII)_B3 3m DRH18-E_LE2C03A18EN_240711 HORIZONTAL : RBW:1000.000kHz VBW:0.200kHz SMT:Auto</p> <table border="1"> <thead> <tr> <th>Limit</th> <th>Read</th> <th>Ant</th> <th>Cable</th> <th>Preamp</th> <th>Aux</th> <th>APos</th> <th>TPos</th> <th>Remark</th> </tr> <tr> <th>Freq</th> <th>Level</th> <th>Line Margin</th> <th>Level</th> <th>Factor</th> <th>Loss</th> <th>Factor</th> <th>Factor</th> <th></th> </tr> <tr> <th>MHz</th> <th>dBuV/m</th> <th>dBuV/m</th> <th>dB</th> <th>dBuV</th> <th>dB/m</th> <th>dB</th> <th>dB</th> <th>cm</th> <th>deg</th> </tr> </thead> <tbody> <tr> <td>1</td> <td>5459.44</td> <td>40.78</td> <td>54.00</td> <td>-13.22</td> <td>29.79</td> <td>32.36</td> <td>13.39</td> <td>34.76</td> <td>0.00</td> <td>100</td> <td>332</td> <td>AVERAGE</td> </tr> </tbody> </table>	Limit	Read	Ant	Cable	Preamp	Aux	APos	TPos	Remark	Freq	Level	Line Margin	Level	Factor	Loss	Factor	Factor		MHz	dBuV/m	dBuV/m	dB	dBuV	dB/m	dB	dB	cm	deg	1	5459.44	40.78	54.00	-13.22	29.79	32.36	13.39	34.76	0.00	100	332	AVERAGE													
	Limit	Read	Ant	Cable	Preamp	Aux	APos	TPos	Remark																																														
Freq	Level	Line Margin	Level	Factor	Loss	Factor	Factor																																																
MHz	dBuV/m	dBuV/m	dB	dBuV	dB/m	dB	dB	cm	deg																																														
1	5459.44	40.78	54.00	-13.22	29.79	32.36	13.39	34.76	0.00	100	332	AVERAGE																																											
<p>Site : 03CH21-HY Condition: AVG_54 3m DRH18-E_LE2C03A18EN_240711 HORIZONTAL : RBW:1000.000kHz VBW:0.200kHz SMT:Auto</p> <table border="1"> <thead> <tr> <th>Limit</th> <th>Read</th> <th>Ant</th> <th>Cable</th> <th>Preamp</th> <th>Aux</th> <th>APos</th> <th>TPos</th> <th>Remark</th> </tr> <tr> <th>Freq</th> <th>Level</th> <th>Line Margin</th> <th>Level</th> <th>Factor</th> <th>Loss</th> <th>Factor</th> <th>Factor</th> <th></th> </tr> <tr> <th>MHz</th> <th>dBuV/m</th> <th>dBuV/m</th> <th>dB</th> <th>dBuV</th> <th>dB/m</th> <th>dB</th> <th>dB</th> <th>cm</th> <th>deg</th> </tr> </thead> <tbody> <tr> <td>1</td> <td>5670.00</td> <td>99.72</td> <td>-----</td> <td>-----</td> <td>87.75</td> <td>33.31</td> <td>13.63</td> <td>34.97</td> <td>0.00</td> <td>100</td> <td>332</td> <td>AVERAGE</td> </tr> </tbody> </table>	Limit	Read	Ant	Cable	Preamp	Aux	APos	TPos	Remark	Freq	Level	Line Margin	Level	Factor	Loss	Factor	Factor		MHz	dBuV/m	dBuV/m	dB	dBuV	dB/m	dB	dB	cm	deg	1	5670.00	99.72	-----	-----	87.75	33.31	13.63	34.97	0.00	100	332	AVERAGE														
Limit	Read	Ant	Cable	Preamp	Aux	APos	TPos	Remark																																															
Freq	Level	Line Margin	Level	Factor	Loss	Factor	Factor																																																
MHz	dBuV/m	dBuV/m	dB	dBuV	dB/m	dB	dB	cm	deg																																														
1	5670.00	99.72	-----	-----	87.75	33.31	13.63	34.97	0.00	100	332	AVERAGE																																											



Mode	49																																																																
	Band Edge - R																																																																
	U-NII-2C_5.47-5.725_802.11ax HE40_CH134_5670MHz																																																																
ANT	1+2																																																																
Pol.	Horizontal	Fundamental																																																															
Peak	<p>Site : 03CH21-HY Condition: PEAK_BE(UNII)_B3 3m DRH18-E_LE2C03A18EN_240711 HORIZONTAL : RBW:1000.000kHz VBW:3000.000kHz SMT:Auto</p> <table border="1"> <thead> <tr> <th>Limit</th> <th>Read</th> <th>Ant</th> <th>Cable</th> <th>Preamp</th> <th>Aux</th> <th>APos</th> <th>TPos</th> <th>Remark</th> </tr> <tr> <th>Freq</th> <th>Level</th> <th>Line</th> <th>Margin</th> <th>Level</th> <th>Factor</th> <th>Loss</th> <th>Factor</th> <th>Factor</th> </tr> <tr> <th>MHz</th> <th>dBuV/m</th> <th>dBuV/m</th> <th>dB</th> <th>dBuV</th> <th>dB/m</th> <th>dB</th> <th>dB</th> <th>cm</th> </tr> </thead> <tbody> <tr> <td>1 5743.15</td> <td>50.08</td> <td>68.20</td> <td>-18.12</td> <td>37.73</td> <td>33.67</td> <td>13.72</td> <td>35.04</td> <td>0.00</td> </tr> <tr> <td></td> <td></td> <td></td> <td></td> <td></td> <td></td> <td></td> <td></td> <td>100</td> </tr> <tr> <td></td> <td></td> <td></td> <td></td> <td></td> <td></td> <td></td> <td></td> <td>332</td> </tr> <tr> <td></td> <td></td> <td></td> <td></td> <td></td> <td></td> <td></td> <td></td> <td>PEAK</td> </tr> </tbody> </table>	Limit	Read	Ant	Cable	Preamp	Aux	APos	TPos	Remark	Freq	Level	Line	Margin	Level	Factor	Loss	Factor	Factor	MHz	dBuV/m	dBuV/m	dB	dBuV	dB/m	dB	dB	cm	1 5743.15	50.08	68.20	-18.12	37.73	33.67	13.72	35.04	0.00									100									332									PEAK	Blank
Limit	Read	Ant	Cable	Preamp	Aux	APos	TPos	Remark																																																									
Freq	Level	Line	Margin	Level	Factor	Loss	Factor	Factor																																																									
MHz	dBuV/m	dBuV/m	dB	dBuV	dB/m	dB	dB	cm																																																									
1 5743.15	50.08	68.20	-18.12	37.73	33.67	13.72	35.04	0.00																																																									
								100																																																									
								332																																																									
								PEAK																																																									



49																																																					
Mode	Band Edge - L																																																				
U-NII-2C_5.47-5.725_802.11ax HE40_CH134_5670MHz																																																					
ANT	1+2																																																				
Pol.	Vertical																																																				
Peak	<p>Site : 03CH21-HY Condition: PEAK_BE(UNII)_B3 3m DRH18-E_LE2C03A18EN_240711 VERTICAL : RBW:1000.000kHz VBW:3000.000kHz SWT:Auto</p> <table border="1"> <thead> <tr> <th>Peak</th> <th>Freq</th> <th>Level</th> <th>Limit</th> <th>Line Margin</th> <th>Read Level</th> <th>Ant Factor</th> <th>Cable Loss</th> <th>Preamp</th> <th>Aux</th> <th>APos</th> <th>TPos</th> <th>Remark</th> </tr> <tr> <th></th> <th>MHz</th> <th>dBuV/m</th> <th>dBuV/m</th> <th>dB</th> <th>dBuV</th> <th>dB/m</th> <th>dB</th> <th>dB</th> <th>dB</th> <th>cm</th> <th>deg</th> <th></th> </tr> </thead> <tbody> <tr> <td>1</td> <td>5448.24</td> <td>50.59</td> <td>74.00</td> <td>-23.41</td> <td>39.65</td> <td>32.30</td> <td>13.38</td> <td>34.74</td> <td>0.00</td> <td>100</td> <td>286</td> <td>PEAK</td> </tr> <tr> <td>2</td> <td>5460.40</td> <td>50.64</td> <td>68.20</td> <td>-17.56</td> <td>39.65</td> <td>32.36</td> <td>13.39</td> <td>34.76</td> <td>0.00</td> <td>100</td> <td>286</td> <td>PEAK</td> </tr> </tbody> </table>	Peak	Freq	Level	Limit	Line Margin	Read Level	Ant Factor	Cable Loss	Preamp	Aux	APos	TPos	Remark		MHz	dBuV/m	dBuV/m	dB	dBuV	dB/m	dB	dB	dB	cm	deg		1	5448.24	50.59	74.00	-23.41	39.65	32.30	13.38	34.74	0.00	100	286	PEAK	2	5460.40	50.64	68.20	-17.56	39.65	32.36	13.39	34.76	0.00	100	286	PEAK
Peak	Freq	Level	Limit	Line Margin	Read Level	Ant Factor	Cable Loss	Preamp	Aux	APos	TPos	Remark																																									
	MHz	dBuV/m	dBuV/m	dB	dBuV	dB/m	dB	dB	dB	cm	deg																																										
1	5448.24	50.59	74.00	-23.41	39.65	32.30	13.38	34.74	0.00	100	286	PEAK																																									
2	5460.40	50.64	68.20	-17.56	39.65	32.36	13.39	34.76	0.00	100	286	PEAK																																									
Peak	<p>Site : 03CH21-HY Condition: PEAK(UNII) 3m DRH18-E_LE2C03A18EN_240711 VERTICAL : RBW:1000.000kHz VBW:3000.000kHz SWT:Auto</p> <table border="1"> <thead> <tr> <th>Peak</th> <th>Freq</th> <th>Level</th> <th>Limit</th> <th>Line Margin</th> <th>Read Level</th> <th>Ant Factor</th> <th>Cable Loss</th> <th>Preamp</th> <th>Aux</th> <th>APos</th> <th>TPos</th> <th>Remark</th> </tr> <tr> <th></th> <th>MHz</th> <th>dBuV/m</th> <th>dBuV/m</th> <th>dB</th> <th>dBuV</th> <th>dB/m</th> <th>dB</th> <th>dB</th> <th>dB</th> <th>cm</th> <th>deg</th> <th></th> </tr> </thead> <tbody> <tr> <td>1</td> <td>5670.00</td> <td>115.48</td> <td>70.00</td> <td>45.48</td> <td>103.51</td> <td>33.31</td> <td>13.63</td> <td>34.97</td> <td>0.00</td> <td>100</td> <td>286</td> <td>PEAK</td> </tr> </tbody> </table>	Peak	Freq	Level	Limit	Line Margin	Read Level	Ant Factor	Cable Loss	Preamp	Aux	APos	TPos	Remark		MHz	dBuV/m	dBuV/m	dB	dBuV	dB/m	dB	dB	dB	cm	deg		1	5670.00	115.48	70.00	45.48	103.51	33.31	13.63	34.97	0.00	100	286	PEAK													
Peak	Freq	Level	Limit	Line Margin	Read Level	Ant Factor	Cable Loss	Preamp	Aux	APos	TPos	Remark																																									
	MHz	dBuV/m	dBuV/m	dB	dBuV	dB/m	dB	dB	dB	cm	deg																																										
1	5670.00	115.48	70.00	45.48	103.51	33.31	13.63	34.97	0.00	100	286	PEAK																																									
Avg	<p>Site : 03CH21-HY Condition: AVG_BE(UNII)_B3 3m DRH18-E_LE2C03A18EN_240711 VERTICAL : RBW:1000.000kHz VBW:0.200kHz SWT:Auto</p> <table border="1"> <thead> <tr> <th>Peak</th> <th>Freq</th> <th>Level</th> <th>Limit</th> <th>Line Margin</th> <th>Read Level</th> <th>Ant Factor</th> <th>Cable Loss</th> <th>Preamp</th> <th>Aux</th> <th>APos</th> <th>TPos</th> <th>Remark</th> </tr> <tr> <th></th> <th>MHz</th> <th>dBuV/m</th> <th>dBuV/m</th> <th>dB</th> <th>dBuV</th> <th>dB/m</th> <th>dB</th> <th>dB</th> <th>dB</th> <th>cm</th> <th>deg</th> <th></th> </tr> </thead> <tbody> <tr> <td>1</td> <td>5459.44</td> <td>43.06</td> <td>54.00</td> <td>-10.94</td> <td>32.07</td> <td>32.36</td> <td>13.39</td> <td>34.76</td> <td>0.00</td> <td>100</td> <td>286</td> <td>AVERAGE</td> </tr> </tbody> </table>	Peak	Freq	Level	Limit	Line Margin	Read Level	Ant Factor	Cable Loss	Preamp	Aux	APos	TPos	Remark		MHz	dBuV/m	dBuV/m	dB	dBuV	dB/m	dB	dB	dB	cm	deg		1	5459.44	43.06	54.00	-10.94	32.07	32.36	13.39	34.76	0.00	100	286	AVERAGE													
Peak	Freq	Level	Limit	Line Margin	Read Level	Ant Factor	Cable Loss	Preamp	Aux	APos	TPos	Remark																																									
	MHz	dBuV/m	dBuV/m	dB	dBuV	dB/m	dB	dB	dB	cm	deg																																										
1	5459.44	43.06	54.00	-10.94	32.07	32.36	13.39	34.76	0.00	100	286	AVERAGE																																									
Avg	<p>Site : 03CH21-HY Condition: AVG_54 3m DRH18-E_LE2C03A18EN_240711 VERTICAL : RBW:1000.000kHz VBW:0.200kHz SWT:Auto</p> <table border="1"> <thead> <tr> <th>Peak</th> <th>Freq</th> <th>Level</th> <th>Limit</th> <th>Line Margin</th> <th>Read Level</th> <th>Ant Factor</th> <th>Cable Loss</th> <th>Preamp</th> <th>Aux</th> <th>APos</th> <th>TPos</th> <th>Remark</th> </tr> <tr> <th></th> <th>MHz</th> <th>dBuV/m</th> <th>dBuV/m</th> <th>dB</th> <th>dBuV</th> <th>dB/m</th> <th>dB</th> <th>dB</th> <th>dB</th> <th>cm</th> <th>deg</th> <th></th> </tr> </thead> <tbody> <tr> <td>1</td> <td>5670.00</td> <td>108.75</td> <td>52.50</td> <td>56.25</td> <td>96.78</td> <td>33.31</td> <td>13.63</td> <td>34.97</td> <td>0.00</td> <td>100</td> <td>286</td> <td>AVERAGE</td> </tr> </tbody> </table>	Peak	Freq	Level	Limit	Line Margin	Read Level	Ant Factor	Cable Loss	Preamp	Aux	APos	TPos	Remark		MHz	dBuV/m	dBuV/m	dB	dBuV	dB/m	dB	dB	dB	cm	deg		1	5670.00	108.75	52.50	56.25	96.78	33.31	13.63	34.97	0.00	100	286	AVERAGE													
Peak	Freq	Level	Limit	Line Margin	Read Level	Ant Factor	Cable Loss	Preamp	Aux	APos	TPos	Remark																																									
	MHz	dBuV/m	dBuV/m	dB	dBuV	dB/m	dB	dB	dB	cm	deg																																										
1	5670.00	108.75	52.50	56.25	96.78	33.31	13.63	34.97	0.00	100	286	AVERAGE																																									



Mode	49																																									
	Band Edge - R																																									
	U-NII-2C_5.47-5.725_802.11ax HE40_CH134_5670MHz																																									
ANT	1+2																																									
Pol.	Vertical	Fundamental																																								
Peak	<p>Site : 03CH21-HY Condition: PEAK_BE(UNII)_B3 3m DRH18-E_LE2C03A18EN_240711 VERTICAL : RBW:1000.000kHz VBW:3000.000kHz SMT:Auto</p> <table border="1"> <thead> <tr> <th>Limit</th> <th>Read</th> <th>Ant</th> <th>Cable</th> <th>Preamp</th> <th>Aux</th> <th>APos</th> <th>TPos</th> <th>Remark</th> </tr> <tr> <th>Freq</th> <th>Level</th> <th>Line Margin</th> <th>Level Factor</th> <th>Loss Factor</th> <th>Factor</th> <th></th> <th></th> <th></th> </tr> <tr> <th>MHz</th> <th>dBuV/m</th> <th>dBuV/m</th> <th>dB</th> <th>dBuV</th> <th>dB/m</th> <th>dB</th> <th>dB</th> <th>cm</th> <th>deg</th> </tr> </thead> <tbody> <tr> <td>1 5726.34</td> <td>55.60</td> <td>68.20</td> <td>-12.60</td> <td>43.31</td> <td>33.61</td> <td>13.70</td> <td>35.02</td> <td>0.00</td> <td>100</td> <td>286</td> <td>PEAK</td> </tr> </tbody> </table>	Limit	Read	Ant	Cable	Preamp	Aux	APos	TPos	Remark	Freq	Level	Line Margin	Level Factor	Loss Factor	Factor				MHz	dBuV/m	dBuV/m	dB	dBuV	dB/m	dB	dB	cm	deg	1 5726.34	55.60	68.20	-12.60	43.31	33.61	13.70	35.02	0.00	100	286	PEAK	Blank
Limit	Read	Ant	Cable	Preamp	Aux	APos	TPos	Remark																																		
Freq	Level	Line Margin	Level Factor	Loss Factor	Factor																																					
MHz	dBuV/m	dBuV/m	dB	dBuV	dB/m	dB	dB	cm	deg																																	
1 5726.34	55.60	68.20	-12.60	43.31	33.61	13.70	35.02	0.00	100	286	PEAK																															



Mode	49																																																																																																																																					
	Harmonic																																																																																																																																					
	U-NII-2C_5.47-5.725_802.11ax HE40_CH134_5670MHz																																																																																																																																					
ANT	1+2																																																																																																																																					
Pol.	Horizontal	Vertical																																																																																																																																				
Peak Avg	<p>Site : 03CH21-HY Condition: PEAK(UNII) 3m DRH18-E_LE2C03A18EN_240711 HORIZONTAL</p> <table border="1"> <thead> <tr> <th>Limit</th> <th>Read</th> <th>Ant</th> <th>Cable</th> <th>Preamp</th> <th>Aux</th> <th>APos</th> <th>TPos</th> <th>Remark</th> </tr> <tr> <th>Freq</th> <th>Level</th> <th>Line Margin</th> <th>Level</th> <th>Factor</th> <th>Loss Factor</th> <th>Factor</th> <th></th> <th></th> </tr> <tr> <th>MHz</th> <th>dBuV/m</th> <th>dBuV/m</th> <th>dB</th> <th>dBuV</th> <th>dB/m</th> <th>dB</th> <th>dB</th> <th>dB</th> </tr> </thead> <tbody> <tr> <td>1</td> <td>11340.00</td> <td>50.00</td> <td>74.00</td> <td>-24.00</td> <td>32.23</td> <td>38.48</td> <td>19.36</td> <td>40.51</td> <td>0.44</td> <td>--</td> <td>--</td> <td>PEAK</td> </tr> <tr> <td>2</td> <td>11340.00</td> <td>41.59</td> <td>54.00</td> <td>-12.41</td> <td>23.82</td> <td>38.48</td> <td>19.36</td> <td>40.51</td> <td>0.44</td> <td>--</td> <td>--</td> <td>AVERAGE</td> </tr> <tr> <td>3</td> <td>17010.00</td> <td>52.75</td> <td>68.20</td> <td>-15.45</td> <td>34.91</td> <td>40.20</td> <td>23.84</td> <td>46.66</td> <td>0.46</td> <td>--</td> <td>--</td> <td>PEAK</td> </tr> </tbody> </table>	Limit	Read	Ant	Cable	Preamp	Aux	APos	TPos	Remark	Freq	Level	Line Margin	Level	Factor	Loss Factor	Factor			MHz	dBuV/m	dBuV/m	dB	dBuV	dB/m	dB	dB	dB	1	11340.00	50.00	74.00	-24.00	32.23	38.48	19.36	40.51	0.44	--	--	PEAK	2	11340.00	41.59	54.00	-12.41	23.82	38.48	19.36	40.51	0.44	--	--	AVERAGE	3	17010.00	52.75	68.20	-15.45	34.91	40.20	23.84	46.66	0.46	--	--	PEAK	<p>Site : 03CH21-HY Condition: PEAK(UNII) 3m DRH18-E_LE2C03A18EN_240711 VERTICAL</p> <table border="1"> <thead> <tr> <th>Limit</th> <th>Read</th> <th>Ant</th> <th>Cable</th> <th>Preamp</th> <th>Aux</th> <th>APos</th> <th>TPos</th> <th>Remark</th> </tr> <tr> <th>Freq</th> <th>Level</th> <th>Line Margin</th> <th>Level</th> <th>Factor</th> <th>Loss Factor</th> <th>Factor</th> <th></th> <th></th> </tr> <tr> <th>MHz</th> <th>dBuV/m</th> <th>dBuV/m</th> <th>dB</th> <th>dBuV</th> <th>dB/m</th> <th>dB</th> <th>dB</th> <th>dB</th> </tr> </thead> <tbody> <tr> <td>1</td> <td>11340.00</td> <td>50.46</td> <td>74.00</td> <td>-23.54</td> <td>32.69</td> <td>38.48</td> <td>19.36</td> <td>40.51</td> <td>0.44</td> <td>--</td> <td>--</td> <td>PEAK</td> </tr> <tr> <td>2</td> <td>11340.00</td> <td>41.21</td> <td>54.00</td> <td>-12.79</td> <td>23.44</td> <td>38.48</td> <td>19.36</td> <td>40.51</td> <td>0.44</td> <td>--</td> <td>--</td> <td>AVERAGE</td> </tr> <tr> <td>3</td> <td>17010.00</td> <td>52.79</td> <td>68.20</td> <td>-15.41</td> <td>34.95</td> <td>40.20</td> <td>23.84</td> <td>46.66</td> <td>0.46</td> <td>--</td> <td>--</td> <td>PEAK</td> </tr> </tbody> </table>	Limit	Read	Ant	Cable	Preamp	Aux	APos	TPos	Remark	Freq	Level	Line Margin	Level	Factor	Loss Factor	Factor			MHz	dBuV/m	dBuV/m	dB	dBuV	dB/m	dB	dB	dB	1	11340.00	50.46	74.00	-23.54	32.69	38.48	19.36	40.51	0.44	--	--	PEAK	2	11340.00	41.21	54.00	-12.79	23.44	38.48	19.36	40.51	0.44	--	--	AVERAGE	3	17010.00	52.79	68.20	-15.41	34.95	40.20	23.84	46.66	0.46	--	--	PEAK
	Limit	Read	Ant	Cable	Preamp	Aux	APos	TPos	Remark																																																																																																																													
Freq	Level	Line Margin	Level	Factor	Loss Factor	Factor																																																																																																																																
MHz	dBuV/m	dBuV/m	dB	dBuV	dB/m	dB	dB	dB																																																																																																																														
1	11340.00	50.00	74.00	-24.00	32.23	38.48	19.36	40.51	0.44	--	--	PEAK																																																																																																																										
2	11340.00	41.59	54.00	-12.41	23.82	38.48	19.36	40.51	0.44	--	--	AVERAGE																																																																																																																										
3	17010.00	52.75	68.20	-15.45	34.91	40.20	23.84	46.66	0.46	--	--	PEAK																																																																																																																										
Limit	Read	Ant	Cable	Preamp	Aux	APos	TPos	Remark																																																																																																																														
Freq	Level	Line Margin	Level	Factor	Loss Factor	Factor																																																																																																																																
MHz	dBuV/m	dBuV/m	dB	dBuV	dB/m	dB	dB	dB																																																																																																																														
1	11340.00	50.46	74.00	-23.54	32.69	38.48	19.36	40.51	0.44	--	--	PEAK																																																																																																																										
2	11340.00	41.21	54.00	-12.79	23.44	38.48	19.36	40.51	0.44	--	--	AVERAGE																																																																																																																										
3	17010.00	52.79	68.20	-15.41	34.95	40.20	23.84	46.66	0.46	--	--	PEAK																																																																																																																										



	49	
Mode	Harmonic	
	U-NII-2C_5.47-5.725_802.11ax HE40_CH134_5670MHz	
ANT	1+2	
Pol.	Horizontal	Vertical
10.6G ~18G Avg	<p>Site : 03CH21-HY Condition: AVG_54 3m DRH18-E_LE2C03A18EN_240711 HORIZONTAL</p>	<p>Site : 03CH21-HY Condition: AVG_54 3m DRH18-E_LE2C03A18EN_240711 VERTICAL</p>



		50																																																																																											
Mode	Band Edge - L																																																																																												
	U-NII-2C_5.47-5.725_802.11ax HE40_CH142_5710MHz																																																																																												
ANT	1+2																																																																																												
Pol.	Horizontal	Fundamental																																																																																											
Peak	<p>Site : 03CH21-HY Condition: STRADDLES U-NII-182A 3m DRH18-E_LE2C03A18EN_240711 HORIZONTAL : RBW:1000.000kHz VBW:3000.000kHz SWT:Auto</p> <table border="1"> <thead> <tr> <th>Peak</th> <th>Freq</th> <th>Level</th> <th>Limit</th> <th>Line Margin</th> <th>Read Level</th> <th>Ant Factor</th> <th>Cable Loss</th> <th>Preamp</th> <th>Aux</th> <th>APos</th> <th>TPos</th> <th>Remark</th> </tr> <tr> <th></th> <th>MHz</th> <th>dBuV/m</th> <th>dBuV/m</th> <th>dB</th> <th>dBuV</th> <th>dB/m</th> <th>dB</th> <th>dB</th> <th>dB</th> <th>cm</th> <th>deg</th> <th></th> </tr> </thead> <tbody> <tr> <td>1</td> <td>5397.58</td> <td>49.49</td> <td>74.00</td> <td>-24.51</td> <td>38.62</td> <td>32.20</td> <td>13.32</td> <td>34.65</td> <td>0.00</td> <td>122</td> <td>331</td> <td>PEAK</td> </tr> <tr> <td>2</td> <td>5464.66</td> <td>48.87</td> <td>68.20</td> <td>-19.33</td> <td>37.06</td> <td>32.39</td> <td>13.39</td> <td>34.77</td> <td>0.00</td> <td>122</td> <td>331</td> <td>PEAK</td> </tr> </tbody> </table>	Peak	Freq	Level	Limit	Line Margin	Read Level	Ant Factor	Cable Loss	Preamp	Aux	APos	TPos	Remark		MHz	dBuV/m	dBuV/m	dB	dBuV	dB/m	dB	dB	dB	cm	deg		1	5397.58	49.49	74.00	-24.51	38.62	32.20	13.32	34.65	0.00	122	331	PEAK	2	5464.66	48.87	68.20	-19.33	37.06	32.39	13.39	34.77	0.00	122	331	PEAK	<p>Site : 03CH21-HY Condition: PEAK(UNII) 3m DRH18-E_LE2C03A18EN_240711 HORIZONTAL : RBW:1000.000kHz VBW:3000.000kHz SWT:Auto</p> <table border="1"> <thead> <tr> <th>Peak</th> <th>Freq</th> <th>Level</th> <th>Limit</th> <th>Line Margin</th> <th>Read Level</th> <th>Ant Factor</th> <th>Cable Loss</th> <th>Preamp</th> <th>Aux</th> <th>APos</th> <th>TPos</th> <th>Remark</th> </tr> <tr> <th></th> <th>MHz</th> <th>dBuV/m</th> <th>dBuV/m</th> <th>dB</th> <th>dBuV</th> <th>dB/m</th> <th>dB</th> <th>dB</th> <th>dB</th> <th>cm</th> <th>deg</th> <th></th> </tr> </thead> <tbody> <tr> <td>1</td> <td>5710.00</td> <td>105.73</td> <td>70.00</td> <td>35.73</td> <td>93.52</td> <td>33.54</td> <td>13.68</td> <td>35.01</td> <td>0.00</td> <td>122</td> <td>331</td> <td>PEAK</td> </tr> </tbody> </table>	Peak	Freq	Level	Limit	Line Margin	Read Level	Ant Factor	Cable Loss	Preamp	Aux	APos	TPos	Remark		MHz	dBuV/m	dBuV/m	dB	dBuV	dB/m	dB	dB	dB	cm	deg		1	5710.00	105.73	70.00	35.73	93.52	33.54	13.68	35.01	0.00	122	331	PEAK
	Peak	Freq	Level	Limit	Line Margin	Read Level	Ant Factor	Cable Loss	Preamp	Aux	APos	TPos	Remark																																																																																
	MHz	dBuV/m	dBuV/m	dB	dBuV	dB/m	dB	dB	dB	cm	deg																																																																																		
1	5397.58	49.49	74.00	-24.51	38.62	32.20	13.32	34.65	0.00	122	331	PEAK																																																																																	
2	5464.66	48.87	68.20	-19.33	37.06	32.39	13.39	34.77	0.00	122	331	PEAK																																																																																	
Peak	Freq	Level	Limit	Line Margin	Read Level	Ant Factor	Cable Loss	Preamp	Aux	APos	TPos	Remark																																																																																	
	MHz	dBuV/m	dBuV/m	dB	dBuV	dB/m	dB	dB	dB	cm	deg																																																																																		
1	5710.00	105.73	70.00	35.73	93.52	33.54	13.68	35.01	0.00	122	331	PEAK																																																																																	
Avg	<p>Site : 03CH21-HY Condition: U-NII-182A AVERAGE 3m DRH18-E_LE2C03A18EN_240711 HORIZONTAL : RBW:1000.000kHz VBW:0.200kHz SWT:Auto</p> <table border="1"> <thead> <tr> <th>Peak</th> <th>Freq</th> <th>Level</th> <th>Limit</th> <th>Line Margin</th> <th>Read Level</th> <th>Ant Factor</th> <th>Cable Loss</th> <th>Preamp</th> <th>Aux</th> <th>APos</th> <th>TPos</th> <th>Remark</th> </tr> <tr> <th></th> <th>MHz</th> <th>dBuV/m</th> <th>dBuV/m</th> <th>dB</th> <th>dBuV</th> <th>dB/m</th> <th>dB</th> <th>dB</th> <th>dB</th> <th>cm</th> <th>deg</th> <th></th> </tr> </thead> <tbody> <tr> <td>1</td> <td>5454.13</td> <td>40.18</td> <td>54.00</td> <td>-13.82</td> <td>29.23</td> <td>32.32</td> <td>13.38</td> <td>34.75</td> <td>0.00</td> <td>122</td> <td>331</td> <td>AVERAGE</td> </tr> </tbody> </table>	Peak	Freq	Level	Limit	Line Margin	Read Level	Ant Factor	Cable Loss	Preamp	Aux	APos	TPos	Remark		MHz	dBuV/m	dBuV/m	dB	dBuV	dB/m	dB	dB	dB	cm	deg		1	5454.13	40.18	54.00	-13.82	29.23	32.32	13.38	34.75	0.00	122	331	AVERAGE	<p>Site : 03CH21-HY Condition: AVG_54 3m DRH18-E_LE2C03A18EN_240711 HORIZONTAL : RBW:1000.000kHz VBW:0.200kHz SWT:Auto</p> <table border="1"> <thead> <tr> <th>Peak</th> <th>Freq</th> <th>Level</th> <th>Limit</th> <th>Line Margin</th> <th>Read Level</th> <th>Ant Factor</th> <th>Cable Loss</th> <th>Preamp</th> <th>Aux</th> <th>APos</th> <th>TPos</th> <th>Remark</th> </tr> <tr> <th></th> <th>MHz</th> <th>dBuV/m</th> <th>dBuV/m</th> <th>dB</th> <th>dBuV</th> <th>dB/m</th> <th>dB</th> <th>dB</th> <th>dB</th> <th>cm</th> <th>deg</th> <th></th> </tr> </thead> <tbody> <tr> <td>1</td> <td>5710.00</td> <td>99.91</td> <td>54.00</td> <td>45.91</td> <td>87.70</td> <td>33.54</td> <td>13.68</td> <td>35.01</td> <td>0.00</td> <td>122</td> <td>331</td> <td>AVERAGE</td> </tr> </tbody> </table>	Peak	Freq	Level	Limit	Line Margin	Read Level	Ant Factor	Cable Loss	Preamp	Aux	APos	TPos	Remark		MHz	dBuV/m	dBuV/m	dB	dBuV	dB/m	dB	dB	dB	cm	deg		1	5710.00	99.91	54.00	45.91	87.70	33.54	13.68	35.01	0.00	122	331	AVERAGE													
Peak	Freq	Level	Limit	Line Margin	Read Level	Ant Factor	Cable Loss	Preamp	Aux	APos	TPos	Remark																																																																																	
	MHz	dBuV/m	dBuV/m	dB	dBuV	dB/m	dB	dB	dB	cm	deg																																																																																		
1	5454.13	40.18	54.00	-13.82	29.23	32.32	13.38	34.75	0.00	122	331	AVERAGE																																																																																	
Peak	Freq	Level	Limit	Line Margin	Read Level	Ant Factor	Cable Loss	Preamp	Aux	APos	TPos	Remark																																																																																	
	MHz	dBuV/m	dBuV/m	dB	dBuV	dB/m	dB	dB	dB	cm	deg																																																																																		
1	5710.00	99.91	54.00	45.91	87.70	33.54	13.68	35.01	0.00	122	331	AVERAGE																																																																																	



Mode	50																																									
	Band Edge - R																																									
	U-NII-2C_5.47-5.725_802.11ax HE40_CH142_5710MHz																																									
ANT	1+2																																									
Pol.	Horizontal	Fundamental																																								
Peak	<p>Site : 03CH21-HY Condition: STRADDLES U-NII-1&2A 3m DRH18-E_LE2C03A18EH_240711 HORIZONTAL : RBW:1000.000kHz VBW:3000.000kHz SMT:Auto</p> <table border="1"> <thead> <tr> <th>Limit</th> <th>Read</th> <th>Ant</th> <th>Cable</th> <th>Preamp</th> <th>Aux</th> <th>APos</th> <th>TPos</th> <th></th> </tr> <tr> <th>Freq</th> <th>Level</th> <th>Line Margin</th> <th>Level Factor</th> <th>Loss Factor</th> <th>Factor</th> <th></th> <th></th> <th>Remark</th> </tr> <tr> <th>MHz</th> <th>dBuV/m</th> <th>dBuV/m</th> <th>dB</th> <th>dBuV</th> <th>dB/m</th> <th>dB</th> <th>dB</th> <th>cm</th> <th>deg</th> </tr> </thead> <tbody> <tr> <td>1 5943.25</td> <td>51.39</td> <td>68.20</td> <td>-16.81</td> <td>39.03</td> <td>33.61</td> <td>13.96</td> <td>35.21</td> <td>0.00</td> <td>122</td> <td>331</td> <td>PEAK</td> </tr> </tbody> </table>	Limit	Read	Ant	Cable	Preamp	Aux	APos	TPos		Freq	Level	Line Margin	Level Factor	Loss Factor	Factor			Remark	MHz	dBuV/m	dBuV/m	dB	dBuV	dB/m	dB	dB	cm	deg	1 5943.25	51.39	68.20	-16.81	39.03	33.61	13.96	35.21	0.00	122	331	PEAK	Blank
Limit	Read	Ant	Cable	Preamp	Aux	APos	TPos																																			
Freq	Level	Line Margin	Level Factor	Loss Factor	Factor			Remark																																		
MHz	dBuV/m	dBuV/m	dB	dBuV	dB/m	dB	dB	cm	deg																																	
1 5943.25	51.39	68.20	-16.81	39.03	33.61	13.96	35.21	0.00	122	331	PEAK																															



		50																																																																																											
Mode	Band Edge - L																																																																																												
	U-NII-2C_5.47-5.725_802.11ax HE40_CH142_5710MHz																																																																																												
ANT	1+2																																																																																												
Pol.	Vertical	Fundamental																																																																																											
Peak	<p>Site : 03CH21-HY Condition: STRADDLES U-NII-182A 3m DRH18-E_LE2C03A18EN_240711 VERTICAL : RBW:1000.000kHz VBW:3000.000kHz SWT:Auto</p> <table border="1"> <thead> <tr> <th>Peak</th> <th>Freq</th> <th>Level</th> <th>Limit</th> <th>Line Margin</th> <th>Read Level</th> <th>Ant Factor</th> <th>Cable Loss</th> <th>Preamp Factor</th> <th>Aux Factor</th> <th>APos</th> <th>TPos</th> <th>Remark</th> </tr> <tr> <th>1</th> <th>MHz</th> <th>dBuV/m</th> <th>dBuV/m</th> <th>dB</th> <th>dBuV</th> <th>dB/m</th> <th>dB</th> <th>dB</th> <th>dB</th> <th>cm</th> <th>deg</th> <th></th> </tr> </thead> <tbody> <tr> <td>1</td> <td>5432.68</td> <td>51.07</td> <td>74.00</td> <td>-22.93</td> <td>40.15</td> <td>32.27</td> <td>13.36</td> <td>34.71</td> <td>0.00</td> <td>100</td> <td>299</td> <td>PEAK</td> </tr> <tr> <td>2</td> <td>5465.05</td> <td>49.76</td> <td>68.20</td> <td>-18.44</td> <td>38.75</td> <td>32.39</td> <td>13.39</td> <td>34.77</td> <td>0.00</td> <td>100</td> <td>299</td> <td>PEAK</td> </tr> </tbody> </table>	Peak	Freq	Level	Limit	Line Margin	Read Level	Ant Factor	Cable Loss	Preamp Factor	Aux Factor	APos	TPos	Remark	1	MHz	dBuV/m	dBuV/m	dB	dBuV	dB/m	dB	dB	dB	cm	deg		1	5432.68	51.07	74.00	-22.93	40.15	32.27	13.36	34.71	0.00	100	299	PEAK	2	5465.05	49.76	68.20	-18.44	38.75	32.39	13.39	34.77	0.00	100	299	PEAK	<p>Site : 03CH21-HY Condition: PEAK(UNII) 3m DRH18-E_LE2C03A18EN_240711 VERTICAL : RBW:1000.000kHz VBW:3000.000kHz SWT:Auto</p> <table border="1"> <thead> <tr> <th>Peak</th> <th>Freq</th> <th>Level</th> <th>Limit</th> <th>Line Margin</th> <th>Read Level</th> <th>Ant Factor</th> <th>Cable Loss</th> <th>Preamp Factor</th> <th>Aux Factor</th> <th>APos</th> <th>TPos</th> <th>Remark</th> </tr> <tr> <th>1</th> <th>MHz</th> <th>dBuV/m</th> <th>dBuV/m</th> <th>dB</th> <th>dBuV</th> <th>dB/m</th> <th>dB</th> <th>dB</th> <th>dB</th> <th>cm</th> <th>deg</th> <th></th> </tr> </thead> <tbody> <tr> <td>1</td> <td>5710.00</td> <td>115.87</td> <td>-----</td> <td>-----</td> <td>103.64</td> <td>33.56</td> <td>13.69</td> <td>35.02</td> <td>0.00</td> <td>100</td> <td>299</td> <td>PEAK</td> </tr> </tbody> </table>	Peak	Freq	Level	Limit	Line Margin	Read Level	Ant Factor	Cable Loss	Preamp Factor	Aux Factor	APos	TPos	Remark	1	MHz	dBuV/m	dBuV/m	dB	dBuV	dB/m	dB	dB	dB	cm	deg		1	5710.00	115.87	-----	-----	103.64	33.56	13.69	35.02	0.00	100	299	PEAK
	Peak	Freq	Level	Limit	Line Margin	Read Level	Ant Factor	Cable Loss	Preamp Factor	Aux Factor	APos	TPos	Remark																																																																																
1	MHz	dBuV/m	dBuV/m	dB	dBuV	dB/m	dB	dB	dB	cm	deg																																																																																		
1	5432.68	51.07	74.00	-22.93	40.15	32.27	13.36	34.71	0.00	100	299	PEAK																																																																																	
2	5465.05	49.76	68.20	-18.44	38.75	32.39	13.39	34.77	0.00	100	299	PEAK																																																																																	
Peak	Freq	Level	Limit	Line Margin	Read Level	Ant Factor	Cable Loss	Preamp Factor	Aux Factor	APos	TPos	Remark																																																																																	
1	MHz	dBuV/m	dBuV/m	dB	dBuV	dB/m	dB	dB	dB	cm	deg																																																																																		
1	5710.00	115.87	-----	-----	103.64	33.56	13.69	35.02	0.00	100	299	PEAK																																																																																	
Avg	<p>Site : 03CH21-HY Condition: U-NII-182A AVERAGE 3m DRH18-E_LE2C03A18EN_240711 VERTICAL : RBW:1000.000kHz VBW:0.200kHz SWT:Auto</p> <table border="1"> <thead> <tr> <th>Peak</th> <th>Freq</th> <th>Level</th> <th>Limit</th> <th>Line Margin</th> <th>Read Level</th> <th>Ant Factor</th> <th>Cable Loss</th> <th>Preamp Factor</th> <th>Aux Factor</th> <th>APos</th> <th>TPos</th> <th>Remark</th> </tr> <tr> <th>1</th> <th>MHz</th> <th>dBuV/m</th> <th>dBuV/m</th> <th>dB</th> <th>dBuV</th> <th>dB/m</th> <th>dB</th> <th>dB</th> <th>dB</th> <th>cm</th> <th>deg</th> <th></th> </tr> </thead> <tbody> <tr> <td>1</td> <td>5459.90</td> <td>42.27</td> <td>54.00</td> <td>-11.73</td> <td>31.28</td> <td>32.36</td> <td>13.39</td> <td>34.76</td> <td>0.00</td> <td>100</td> <td>299</td> <td>AVERAGE</td> </tr> </tbody> </table>	Peak	Freq	Level	Limit	Line Margin	Read Level	Ant Factor	Cable Loss	Preamp Factor	Aux Factor	APos	TPos	Remark	1	MHz	dBuV/m	dBuV/m	dB	dBuV	dB/m	dB	dB	dB	cm	deg		1	5459.90	42.27	54.00	-11.73	31.28	32.36	13.39	34.76	0.00	100	299	AVERAGE	<p>Site : 03CH21-HY Condition: AVG_54 3m DRH18-E_LE2C03A18EN_240711 VERTICAL : RBW:1000.000kHz VBW:0.200kHz SWT:Auto</p> <table border="1"> <thead> <tr> <th>Peak</th> <th>Freq</th> <th>Level</th> <th>Limit</th> <th>Line Margin</th> <th>Read Level</th> <th>Ant Factor</th> <th>Cable Loss</th> <th>Preamp Factor</th> <th>Aux Factor</th> <th>APos</th> <th>TPos</th> <th>Remark</th> </tr> <tr> <th>1</th> <th>MHz</th> <th>dBuV/m</th> <th>dBuV/m</th> <th>dB</th> <th>dBuV</th> <th>dB/m</th> <th>dB</th> <th>dB</th> <th>dB</th> <th>cm</th> <th>deg</th> <th></th> </tr> </thead> <tbody> <tr> <td>1</td> <td>5710.00</td> <td>109.26</td> <td>-----</td> <td>-----</td> <td>97.03</td> <td>33.56</td> <td>13.69</td> <td>35.02</td> <td>0.00</td> <td>100</td> <td>299</td> <td>AVERAGE</td> </tr> </tbody> </table>	Peak	Freq	Level	Limit	Line Margin	Read Level	Ant Factor	Cable Loss	Preamp Factor	Aux Factor	APos	TPos	Remark	1	MHz	dBuV/m	dBuV/m	dB	dBuV	dB/m	dB	dB	dB	cm	deg		1	5710.00	109.26	-----	-----	97.03	33.56	13.69	35.02	0.00	100	299	AVERAGE													
	Peak	Freq	Level	Limit	Line Margin	Read Level	Ant Factor	Cable Loss	Preamp Factor	Aux Factor	APos	TPos	Remark																																																																																
1	MHz	dBuV/m	dBuV/m	dB	dBuV	dB/m	dB	dB	dB	cm	deg																																																																																		
1	5459.90	42.27	54.00	-11.73	31.28	32.36	13.39	34.76	0.00	100	299	AVERAGE																																																																																	
Peak	Freq	Level	Limit	Line Margin	Read Level	Ant Factor	Cable Loss	Preamp Factor	Aux Factor	APos	TPos	Remark																																																																																	
1	MHz	dBuV/m	dBuV/m	dB	dBuV	dB/m	dB	dB	dB	cm	deg																																																																																		
1	5710.00	109.26	-----	-----	97.03	33.56	13.69	35.02	0.00	100	299	AVERAGE																																																																																	



Mode	50																																						
	Band Edge - R																																						
	U-NII-2C_5.47-5.725_802.11ax HE40_CH142_5710MHz																																						
ANT	1+2																																						
Pol.	Vertical	Fundamental																																					
Peak	<p>Site : 03CH21-HY Condition: STRADDLES U-NII-1&2A 3m DRH18-E_LE2C03A18EH_240711 VERTICAL : RBW:1000.000kHz VBW:3000.000kHz SMT:Auto</p> <table border="1"> <thead> <tr> <th>Limit</th> <th>Read</th> <th>Ant</th> <th>Cable</th> <th>Preamp</th> <th>Aux</th> <th>APos</th> <th>TPos</th> </tr> <tr> <th>Freq</th> <th>Level</th> <th>Line Margin</th> <th>Level Factor</th> <th>Loss Factor</th> <th>Factor</th> <th></th> <th>Remark</th> </tr> <tr> <th>MHz</th> <th>dBuV/m</th> <th>dBuV/m</th> <th>dB</th> <th>dBuV</th> <th>dB/m</th> <th>dB</th> <th>dB</th> <th>cm</th> <th>deg</th> </tr> </thead> <tbody> <tr> <td>1 5852.25</td> <td>53.02</td> <td>68.20</td> <td>-15.18</td> <td>40.60</td> <td>33.70</td> <td>13.85</td> <td>35.13</td> <td>0.00</td> <td>100</td> <td>299 PEAK</td> </tr> </tbody> </table>	Limit	Read	Ant	Cable	Preamp	Aux	APos	TPos	Freq	Level	Line Margin	Level Factor	Loss Factor	Factor		Remark	MHz	dBuV/m	dBuV/m	dB	dBuV	dB/m	dB	dB	cm	deg	1 5852.25	53.02	68.20	-15.18	40.60	33.70	13.85	35.13	0.00	100	299 PEAK	Blank
Limit	Read	Ant	Cable	Preamp	Aux	APos	TPos																																
Freq	Level	Line Margin	Level Factor	Loss Factor	Factor		Remark																																
MHz	dBuV/m	dBuV/m	dB	dBuV	dB/m	dB	dB	cm	deg																														
1 5852.25	53.02	68.20	-15.18	40.60	33.70	13.85	35.13	0.00	100	299 PEAK																													



Mode	50																																																																																																																																							
	Harmonic																																																																																																																																							
	U-NII-2C_5.47-5.725_802.11ax HE40_CH142_5710MHz																																																																																																																																							
ANT	1+2																																																																																																																																							
Pol.	Horizontal	Vertical																																																																																																																																						
Peak Avg	<p>Site : 03CH21-HY Condition: PEAK(UNII) 3m DRH18-E_LE2C03A18EN_240711 HORIZONTAL</p> <table border="1"> <thead> <tr> <th>Limit</th> <th>Read</th> <th>Ant</th> <th>Cable</th> <th>Preamp</th> <th>Aux</th> <th>APos</th> <th>TPos</th> <th>Remark</th> </tr> <tr> <th>Freq</th> <th>Level</th> <th>Line Margin</th> <th>Level</th> <th>Factor</th> <th>Loss Factor</th> <th>Factor</th> <th></th> <th></th> </tr> <tr> <th>MHz</th> <th>dBuV/m</th> <th>dBuV/m</th> <th>dB</th> <th>dBuV</th> <th>dB/m</th> <th>dB</th> <th>dB</th> <th>cm</th> <th>deg</th> </tr> </thead> <tbody> <tr> <td>1</td> <td>11420.00</td> <td>51.82</td> <td>74.00</td> <td>-22.18</td> <td>34.01</td> <td>38.50</td> <td>19.43</td> <td>40.56</td> <td>0.44</td> <td>112</td> <td>235</td> <td>PEAK</td> </tr> <tr> <td>2</td> <td>11420.00</td> <td>42.57</td> <td>54.00</td> <td>-11.43</td> <td>24.76</td> <td>38.50</td> <td>19.43</td> <td>40.56</td> <td>0.44</td> <td>112</td> <td>235</td> <td>AVERAGE</td> </tr> <tr> <td>3</td> <td>17130.00</td> <td>53.02</td> <td>68.20</td> <td>-15.18</td> <td>35.52</td> <td>40.04</td> <td>23.93</td> <td>46.93</td> <td>0.46</td> <td>--</td> <td>--</td> <td>PEAK</td> </tr> </tbody> </table>	Limit	Read	Ant	Cable	Preamp	Aux	APos	TPos	Remark	Freq	Level	Line Margin	Level	Factor	Loss Factor	Factor			MHz	dBuV/m	dBuV/m	dB	dBuV	dB/m	dB	dB	cm	deg	1	11420.00	51.82	74.00	-22.18	34.01	38.50	19.43	40.56	0.44	112	235	PEAK	2	11420.00	42.57	54.00	-11.43	24.76	38.50	19.43	40.56	0.44	112	235	AVERAGE	3	17130.00	53.02	68.20	-15.18	35.52	40.04	23.93	46.93	0.46	--	--	PEAK	<p>Site : 03CH21-HY Condition: PEAK(UNII) 3m DRH18-E_LE2C03A18EN_240711 VERTICAL</p> <table border="1"> <thead> <tr> <th>Limit</th> <th>Read</th> <th>Ant</th> <th>Cable</th> <th>Preamp</th> <th>Aux</th> <th>APos</th> <th>TPos</th> <th>Remark</th> </tr> <tr> <th>Freq</th> <th>Level</th> <th>Line Margin</th> <th>Level</th> <th>Factor</th> <th>Loss Factor</th> <th>Factor</th> <th></th> <th></th> </tr> <tr> <th>MHz</th> <th>dBuV/m</th> <th>dBuV/m</th> <th>dB</th> <th>dBuV</th> <th>dB/m</th> <th>dB</th> <th>dB</th> <th>cm</th> <th>deg</th> </tr> </thead> <tbody> <tr> <td>1</td> <td>11420.00</td> <td>52.59</td> <td>74.00</td> <td>-21.41</td> <td>34.78</td> <td>38.50</td> <td>19.43</td> <td>40.56</td> <td>0.44</td> <td>107</td> <td>132</td> <td>PEAK</td> </tr> <tr> <td>2</td> <td>11420.00</td> <td>43.26</td> <td>54.00</td> <td>-10.74</td> <td>25.45</td> <td>38.50</td> <td>19.43</td> <td>40.56</td> <td>0.44</td> <td>107</td> <td>132</td> <td>AVERAGE</td> </tr> <tr> <td>3</td> <td>17130.00</td> <td>53.23</td> <td>68.20</td> <td>-14.97</td> <td>35.73</td> <td>40.04</td> <td>23.93</td> <td>46.93</td> <td>0.46</td> <td>--</td> <td>--</td> <td>PEAK</td> </tr> </tbody> </table>	Limit	Read	Ant	Cable	Preamp	Aux	APos	TPos	Remark	Freq	Level	Line Margin	Level	Factor	Loss Factor	Factor			MHz	dBuV/m	dBuV/m	dB	dBuV	dB/m	dB	dB	cm	deg	1	11420.00	52.59	74.00	-21.41	34.78	38.50	19.43	40.56	0.44	107	132	PEAK	2	11420.00	43.26	54.00	-10.74	25.45	38.50	19.43	40.56	0.44	107	132	AVERAGE	3	17130.00	53.23	68.20	-14.97	35.73	40.04	23.93	46.93	0.46	--	--	PEAK
	Limit	Read	Ant	Cable	Preamp	Aux	APos	TPos	Remark																																																																																																																															
Freq	Level	Line Margin	Level	Factor	Loss Factor	Factor																																																																																																																																		
MHz	dBuV/m	dBuV/m	dB	dBuV	dB/m	dB	dB	cm	deg																																																																																																																															
1	11420.00	51.82	74.00	-22.18	34.01	38.50	19.43	40.56	0.44	112	235	PEAK																																																																																																																												
2	11420.00	42.57	54.00	-11.43	24.76	38.50	19.43	40.56	0.44	112	235	AVERAGE																																																																																																																												
3	17130.00	53.02	68.20	-15.18	35.52	40.04	23.93	46.93	0.46	--	--	PEAK																																																																																																																												
Limit	Read	Ant	Cable	Preamp	Aux	APos	TPos	Remark																																																																																																																																
Freq	Level	Line Margin	Level	Factor	Loss Factor	Factor																																																																																																																																		
MHz	dBuV/m	dBuV/m	dB	dBuV	dB/m	dB	dB	cm	deg																																																																																																																															
1	11420.00	52.59	74.00	-21.41	34.78	38.50	19.43	40.56	0.44	107	132	PEAK																																																																																																																												
2	11420.00	43.26	54.00	-10.74	25.45	38.50	19.43	40.56	0.44	107	132	AVERAGE																																																																																																																												
3	17130.00	53.23	68.20	-14.97	35.73	40.04	23.93	46.93	0.46	--	--	PEAK																																																																																																																												



Mode	50	
	Harmonic	
	U-NII-2C_5.47-5.725_802.11ax HE40_CH142_5710MHz	
ANT	1+2	
Pol.	Horizontal	Vertical
10.6G ~18G Avg	<p>Site : 03CH21-HY Condition: AVG_54 3m DRH18-E_LE2C03A18EN_240711 HORIZONTAL</p>	<p>Site : 03CH21-HY Condition: AVG_54 3m DRH18-E_LE2C03A18EN_240711 VERTICAL</p>



51																																														
Mode	Band Edge - L																																													
U-NII-2C_5.47-5.725_802.11ac_VHT80_CH106_5530MHz																																														
ANT	1+2																																													
Pol.	Horizontal																																													
Peak	<p>Site : 03CH21-HY Condition: PEAK_BE(UNII)_B3 3m DRH18-E_LE2C03A18EN_240711 HORIZONTAL : RBW:1000.000kHz VBW:3000.000kHz SWT:Auto</p> <table border="1"> <thead> <tr> <th>Limit</th> <th>Read</th> <th>Ant</th> <th>Cable</th> <th>Preamp</th> <th>Aux</th> <th>APos</th> <th>TPos</th> <th>Remark</th> </tr> <tr> <th>Freq Level Line Margin</th> <th>Level</th> <th>Factor</th> <th>Loss</th> <th>Factor</th> <th>Factor</th> <th>cm</th> <th>deg</th> <th></th> </tr> <tr> <th>MHz dBuV/m dB</th> <th>dBuV/m</th> <th>dB</th> <th>dB</th> <th>dB</th> <th>dB</th> <th>cm</th> <th>deg</th> <th></th> </tr> </thead> <tbody> <tr> <td>1 5458.00 50.67 74.00 -23.33</td> <td>39.69</td> <td>32.35</td> <td>13.39</td> <td>34.76</td> <td>0.00</td> <td>111</td> <td>332</td> <td>PEAK</td> </tr> <tr> <td>2 5465.92 51.32 68.20 -16.88</td> <td>40.29</td> <td>32.40</td> <td>13.40</td> <td>34.77</td> <td>0.00</td> <td>111</td> <td>332</td> <td>PEAK</td> </tr> </tbody> </table>	Limit	Read	Ant	Cable	Preamp	Aux	APos	TPos	Remark	Freq Level Line Margin	Level	Factor	Loss	Factor	Factor	cm	deg		MHz dBuV/m dB	dBuV/m	dB	dB	dB	dB	cm	deg		1 5458.00 50.67 74.00 -23.33	39.69	32.35	13.39	34.76	0.00	111	332	PEAK	2 5465.92 51.32 68.20 -16.88	40.29	32.40	13.40	34.77	0.00	111	332	PEAK
	Limit	Read	Ant	Cable	Preamp	Aux	APos	TPos	Remark																																					
Freq Level Line Margin	Level	Factor	Loss	Factor	Factor	cm	deg																																							
MHz dBuV/m dB	dBuV/m	dB	dB	dB	dB	cm	deg																																							
1 5458.00 50.67 74.00 -23.33	39.69	32.35	13.39	34.76	0.00	111	332	PEAK																																						
2 5465.92 51.32 68.20 -16.88	40.29	32.40	13.40	34.77	0.00	111	332	PEAK																																						
<p>Site : 03CH21-HY Condition: PEAK(UNII) 3m DRH18-E_LE2C03A18EN_240711 HORIZONTAL : RBW:1000.000kHz VBW:3000.000kHz SWT:Auto</p> <table border="1"> <thead> <tr> <th>Limit</th> <th>Read</th> <th>Ant</th> <th>Cable</th> <th>Preamp</th> <th>Aux</th> <th>APos</th> <th>TPos</th> <th>Remark</th> </tr> <tr> <th>Freq Level Line Margin</th> <th>Level</th> <th>Factor</th> <th>Loss</th> <th>Factor</th> <th>Factor</th> <th>cm</th> <th>deg</th> <th></th> </tr> <tr> <th>MHz dBuV/m dB</th> <th>dBuV/m</th> <th>dB</th> <th>dB</th> <th>dB</th> <th>dB</th> <th>cm</th> <th>deg</th> <th></th> </tr> </thead> <tbody> <tr> <td>1 5530.00 105.05</td> <td>93.77</td> <td>32.67</td> <td>13.46</td> <td>34.85</td> <td>0.00</td> <td>111</td> <td>332</td> <td>PEAK</td> </tr> </tbody> </table>	Limit	Read	Ant	Cable	Preamp	Aux	APos	TPos	Remark	Freq Level Line Margin	Level	Factor	Loss	Factor	Factor	cm	deg		MHz dBuV/m dB	dBuV/m	dB	dB	dB	dB	cm	deg		1 5530.00 105.05	93.77	32.67	13.46	34.85	0.00	111	332	PEAK										
Limit	Read	Ant	Cable	Preamp	Aux	APos	TPos	Remark																																						
Freq Level Line Margin	Level	Factor	Loss	Factor	Factor	cm	deg																																							
MHz dBuV/m dB	dBuV/m	dB	dB	dB	dB	cm	deg																																							
1 5530.00 105.05	93.77	32.67	13.46	34.85	0.00	111	332	PEAK																																						
Avg	<p>Site : 03CH21-HY Condition: AVG_BE(UNII)_B3 3m DRH18-E_LE2C03A18EN_240711 HORIZONTAL : RBW:1000.000kHz VBW:0.200kHz SWT:Auto</p> <table border="1"> <thead> <tr> <th>Limit</th> <th>Read</th> <th>Ant</th> <th>Cable</th> <th>Preamp</th> <th>Aux</th> <th>APos</th> <th>TPos</th> <th>Remark</th> </tr> <tr> <th>Freq Level Line Margin</th> <th>Level</th> <th>Factor</th> <th>Loss</th> <th>Factor</th> <th>Factor</th> <th>cm</th> <th>deg</th> <th></th> </tr> <tr> <th>MHz dBuV/m dB</th> <th>dBuV/m</th> <th>dB</th> <th>dB</th> <th>dB</th> <th>dB</th> <th>cm</th> <th>deg</th> <th></th> </tr> </thead> <tbody> <tr> <td>1 5457.10 44.29 54.00 -9.71</td> <td>33.32</td> <td>32.34</td> <td>13.39</td> <td>34.76</td> <td>0.00</td> <td>111</td> <td>332</td> <td>AVERAGE</td> </tr> </tbody> </table>	Limit	Read	Ant	Cable	Preamp	Aux	APos	TPos	Remark	Freq Level Line Margin	Level	Factor	Loss	Factor	Factor	cm	deg		MHz dBuV/m dB	dBuV/m	dB	dB	dB	dB	cm	deg		1 5457.10 44.29 54.00 -9.71	33.32	32.34	13.39	34.76	0.00	111	332	AVERAGE									
	Limit	Read	Ant	Cable	Preamp	Aux	APos	TPos	Remark																																					
Freq Level Line Margin	Level	Factor	Loss	Factor	Factor	cm	deg																																							
MHz dBuV/m dB	dBuV/m	dB	dB	dB	dB	cm	deg																																							
1 5457.10 44.29 54.00 -9.71	33.32	32.34	13.39	34.76	0.00	111	332	AVERAGE																																						
<p>Site : 03CH21-HY Condition: AVG_54 3m DRH18-E_LE2C03A18EN_240711 HORIZONTAL : RBW:1000.000kHz VBW:0.200kHz SWT:Auto</p> <table border="1"> <thead> <tr> <th>Limit</th> <th>Read</th> <th>Ant</th> <th>Cable</th> <th>Preamp</th> <th>Aux</th> <th>APos</th> <th>TPos</th> <th>Remark</th> </tr> <tr> <th>Freq Level Line Margin</th> <th>Level</th> <th>Factor</th> <th>Loss</th> <th>Factor</th> <th>Factor</th> <th>cm</th> <th>deg</th> <th></th> </tr> <tr> <th>MHz dBuV/m dB</th> <th>dBuV/m</th> <th>dB</th> <th>dB</th> <th>dB</th> <th>dB</th> <th>cm</th> <th>deg</th> <th></th> </tr> </thead> <tbody> <tr> <td>1 5530.00 97.66</td> <td>86.38</td> <td>32.67</td> <td>13.46</td> <td>34.85</td> <td>0.00</td> <td>111</td> <td>332</td> <td>AVERAGE</td> </tr> </tbody> </table>	Limit	Read	Ant	Cable	Preamp	Aux	APos	TPos	Remark	Freq Level Line Margin	Level	Factor	Loss	Factor	Factor	cm	deg		MHz dBuV/m dB	dBuV/m	dB	dB	dB	dB	cm	deg		1 5530.00 97.66	86.38	32.67	13.46	34.85	0.00	111	332	AVERAGE										
Limit	Read	Ant	Cable	Preamp	Aux	APos	TPos	Remark																																						
Freq Level Line Margin	Level	Factor	Loss	Factor	Factor	cm	deg																																							
MHz dBuV/m dB	dBuV/m	dB	dB	dB	dB	cm	deg																																							
1 5530.00 97.66	86.38	32.67	13.46	34.85	0.00	111	332	AVERAGE																																						



Mode	51																																							
	Band Edge - R																																							
	U-NII-2C_5.47-5.725_802.11ac VHT80_CH106_5530MHz																																							
ANT	1+2																																							
Pol.	Horizontal	Fundamental																																						
Peak	<p>Site : 03CH21-HY Condition: PEAK_BE(UNII)_B3 3m DRH18-E_LE2C03A18EN_240711 HORIZONTAL : RBW:1000.000kHz VBW:3000.000kHz SMT:Auto</p> <table border="1"> <thead> <tr> <th>Limit</th> <th>Read</th> <th>Ant</th> <th>Cable</th> <th>Preamp</th> <th>Aux</th> <th>APos</th> <th>TPos</th> <th>Remark</th> </tr> <tr> <th>Freq</th> <th>Level</th> <th>Line Margin</th> <th>Level Factor</th> <th>Loss Factor</th> <th>Factor</th> <th></th> <th></th> <th></th> </tr> <tr> <th>MHz</th> <th>dBuV/m</th> <th>dBuV/m</th> <th>dB</th> <th>dBuV</th> <th>dB/m</th> <th>dB</th> <th>dB</th> <th>cm</th> <th>deg</th> </tr> </thead> <tbody> <tr> <td>1 5742.21</td> <td>49.62</td> <td>68.20</td> <td>-18.58</td> <td>37.27</td> <td>33.67</td> <td>13.72</td> <td>35.04</td> <td>0.00</td> <td>111 332 PEAK</td> </tr> </tbody> </table>	Limit	Read	Ant	Cable	Preamp	Aux	APos	TPos	Remark	Freq	Level	Line Margin	Level Factor	Loss Factor	Factor				MHz	dBuV/m	dBuV/m	dB	dBuV	dB/m	dB	dB	cm	deg	1 5742.21	49.62	68.20	-18.58	37.27	33.67	13.72	35.04	0.00	111 332 PEAK	Blank
Limit	Read	Ant	Cable	Preamp	Aux	APos	TPos	Remark																																
Freq	Level	Line Margin	Level Factor	Loss Factor	Factor																																			
MHz	dBuV/m	dBuV/m	dB	dBuV	dB/m	dB	dB	cm	deg																															
1 5742.21	49.62	68.20	-18.58	37.27	33.67	13.72	35.04	0.00	111 332 PEAK																															

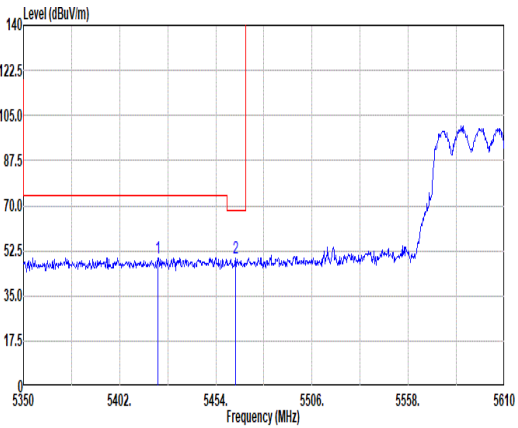
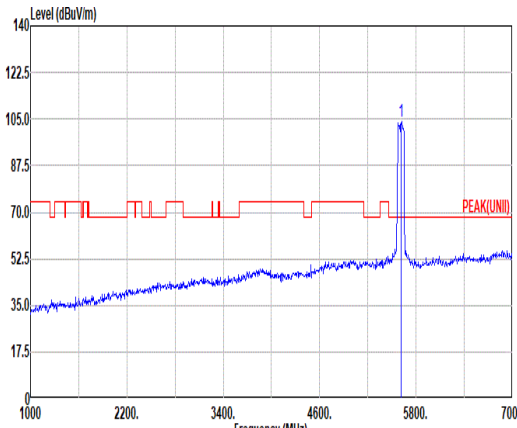
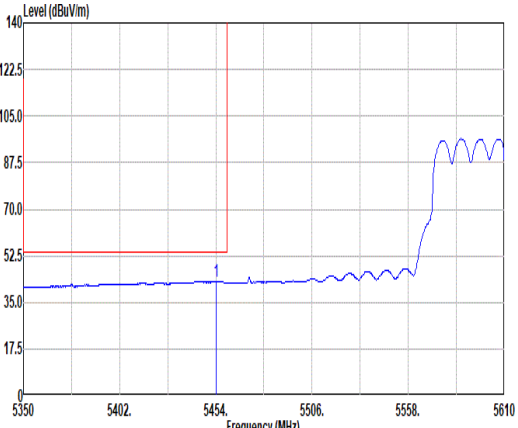
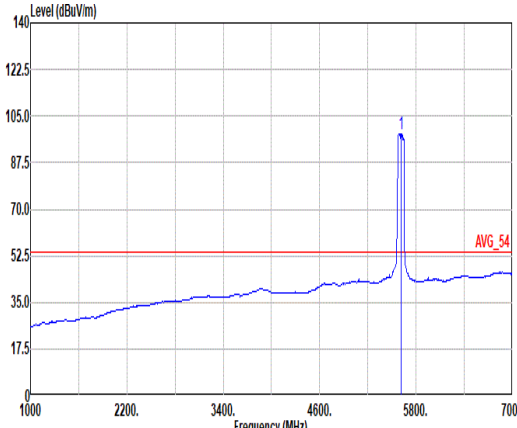


51																																																																																												
Mode	Band Edge - L																																																																																											
U-NII-2C_5.47-5.725_802.11ac VHT80_CH106_5530MHz																																																																																												
ANT	1+2																																																																																											
Pol.	Vertical																																																																																											
Peak	<div style="display: flex; justify-content: space-between;"> <div style="width: 48%;"> <p>Site : 03CH21-HY Condition: PEAK_BE(UNII)_B3 3m DRH18-E_LE2C03A18EN_240711 VERTICAL : RBW:1000.000kHz VBW:3000.000kHz SWT:Auto</p> <table border="1"> <thead> <tr> <th>Peak</th> <th>Freq</th> <th>Level</th> <th>Limit</th> <th>Line Margin</th> <th>Read Level</th> <th>Ant Factor</th> <th>Cable Loss</th> <th>Preamp Loss</th> <th>Aux Factor</th> <th>APos</th> <th>TPos</th> <th>Remark</th> </tr> <tr> <th></th> <th>MHz</th> <th>dBuV/m</th> <th>dBuV/m</th> <th>dB</th> <th>dBuV</th> <th>dB/m</th> <th>dB</th> <th>dB</th> <th>dB</th> <th>cm</th> <th>deg</th> <th></th> </tr> </thead> <tbody> <tr> <td>1</td> <td>5459.98</td> <td>57.92</td> <td>74.00</td> <td>-16.08</td> <td>46.93</td> <td>32.36</td> <td>13.39</td> <td>34.76</td> <td>0.00</td> <td>100</td> <td>298</td> <td>PEAK</td> </tr> <tr> <td>2</td> <td>5469.70</td> <td>58.32</td> <td>68.20</td> <td>-9.88</td> <td>47.28</td> <td>32.42</td> <td>13.40</td> <td>34.78</td> <td>0.00</td> <td>100</td> <td>298</td> <td>PEAK</td> </tr> </tbody> </table> </div> <div style="width: 48%;"> <p>Site : 03CH21-HY Condition: PEAK(UNII) 3m DRH18-E_LE2C03A18EN_240711 VERTICAL : RBW:1000.000kHz VBW:3000.000kHz SWT:Auto</p> <table border="1"> <thead> <tr> <th>Peak</th> <th>Freq</th> <th>Level</th> <th>Limit</th> <th>Line Margin</th> <th>Read Level</th> <th>Ant Factor</th> <th>Cable Loss</th> <th>Preamp Loss</th> <th>Aux Factor</th> <th>APos</th> <th>TPos</th> <th>Remark</th> </tr> <tr> <th></th> <th>MHz</th> <th>dBuV/m</th> <th>dBuV/m</th> <th>dB</th> <th>dBuV</th> <th>dB/m</th> <th>dB</th> <th>dB</th> <th>dB</th> <th>cm</th> <th>deg</th> <th></th> </tr> </thead> <tbody> <tr> <td>1</td> <td>5530.00</td> <td>111.31</td> <td>70.00</td> <td>41.31</td> <td>99.93</td> <td>32.77</td> <td>13.48</td> <td>34.87</td> <td>0.00</td> <td>100</td> <td>298</td> <td>PEAK</td> </tr> </tbody> </table> </div> </div>	Peak	Freq	Level	Limit	Line Margin	Read Level	Ant Factor	Cable Loss	Preamp Loss	Aux Factor	APos	TPos	Remark		MHz	dBuV/m	dBuV/m	dB	dBuV	dB/m	dB	dB	dB	cm	deg		1	5459.98	57.92	74.00	-16.08	46.93	32.36	13.39	34.76	0.00	100	298	PEAK	2	5469.70	58.32	68.20	-9.88	47.28	32.42	13.40	34.78	0.00	100	298	PEAK	Peak	Freq	Level	Limit	Line Margin	Read Level	Ant Factor	Cable Loss	Preamp Loss	Aux Factor	APos	TPos	Remark		MHz	dBuV/m	dBuV/m	dB	dBuV	dB/m	dB	dB	dB	cm	deg		1	5530.00	111.31	70.00	41.31	99.93	32.77	13.48	34.87	0.00	100	298	PEAK
Peak	Freq	Level	Limit	Line Margin	Read Level	Ant Factor	Cable Loss	Preamp Loss	Aux Factor	APos	TPos	Remark																																																																																
	MHz	dBuV/m	dBuV/m	dB	dBuV	dB/m	dB	dB	dB	cm	deg																																																																																	
1	5459.98	57.92	74.00	-16.08	46.93	32.36	13.39	34.76	0.00	100	298	PEAK																																																																																
2	5469.70	58.32	68.20	-9.88	47.28	32.42	13.40	34.78	0.00	100	298	PEAK																																																																																
Peak	Freq	Level	Limit	Line Margin	Read Level	Ant Factor	Cable Loss	Preamp Loss	Aux Factor	APos	TPos	Remark																																																																																
	MHz	dBuV/m	dBuV/m	dB	dBuV	dB/m	dB	dB	dB	cm	deg																																																																																	
1	5530.00	111.31	70.00	41.31	99.93	32.77	13.48	34.87	0.00	100	298	PEAK																																																																																
Avg	<div style="display: flex; justify-content: space-between;"> <div style="width: 48%;"> <p>Site : 03CH21-HY Condition: AVG_BE(UNII)_B3 3m DRH18-E_LE2C03A18EN_240711 VERTICAL : RBW:1000.000kHz VBW:0.200kHz SWT:Auto</p> <table border="1"> <thead> <tr> <th>Peak</th> <th>Freq</th> <th>Level</th> <th>Limit</th> <th>Line Margin</th> <th>Read Level</th> <th>Ant Factor</th> <th>Cable Loss</th> <th>Preamp Loss</th> <th>Aux Factor</th> <th>APos</th> <th>TPos</th> <th>Remark</th> </tr> <tr> <th></th> <th>MHz</th> <th>dBuV/m</th> <th>dBuV/m</th> <th>dB</th> <th>dBuV</th> <th>dB/m</th> <th>dB</th> <th>dB</th> <th>dB</th> <th>cm</th> <th>deg</th> <th></th> </tr> </thead> <tbody> <tr> <td>1</td> <td>5459.62</td> <td>51.00</td> <td>54.00</td> <td>-3.00</td> <td>40.01</td> <td>32.36</td> <td>13.39</td> <td>34.76</td> <td>0.00</td> <td>100</td> <td>298</td> <td>AVERAGE</td> </tr> </tbody> </table> </div> <div style="width: 48%;"> <p>Site : 03CH21-HY Condition: AVG_54 3m DRH18-E_LE2C03A18EN_240711 VERTICAL : RBW:1000.000kHz VBW:0.200kHz SWT:Auto</p> <table border="1"> <thead> <tr> <th>Peak</th> <th>Freq</th> <th>Level</th> <th>Limit</th> <th>Line Margin</th> <th>Read Level</th> <th>Ant Factor</th> <th>Cable Loss</th> <th>Preamp Loss</th> <th>Aux Factor</th> <th>APos</th> <th>TPos</th> <th>Remark</th> </tr> <tr> <th></th> <th>MHz</th> <th>dBuV/m</th> <th>dBuV/m</th> <th>dB</th> <th>dBuV</th> <th>dB/m</th> <th>dB</th> <th>dB</th> <th>dB</th> <th>cm</th> <th>deg</th> <th></th> </tr> </thead> <tbody> <tr> <td>1</td> <td>5530.00</td> <td>104.52</td> <td>54.00</td> <td>50.52</td> <td>93.24</td> <td>32.67</td> <td>13.46</td> <td>34.85</td> <td>0.00</td> <td>100</td> <td>298</td> <td>AVERAGE</td> </tr> </tbody> </table> </div> </div>	Peak	Freq	Level	Limit	Line Margin	Read Level	Ant Factor	Cable Loss	Preamp Loss	Aux Factor	APos	TPos	Remark		MHz	dBuV/m	dBuV/m	dB	dBuV	dB/m	dB	dB	dB	cm	deg		1	5459.62	51.00	54.00	-3.00	40.01	32.36	13.39	34.76	0.00	100	298	AVERAGE	Peak	Freq	Level	Limit	Line Margin	Read Level	Ant Factor	Cable Loss	Preamp Loss	Aux Factor	APos	TPos	Remark		MHz	dBuV/m	dBuV/m	dB	dBuV	dB/m	dB	dB	dB	cm	deg		1	5530.00	104.52	54.00	50.52	93.24	32.67	13.46	34.85	0.00	100	298	AVERAGE													
Peak	Freq	Level	Limit	Line Margin	Read Level	Ant Factor	Cable Loss	Preamp Loss	Aux Factor	APos	TPos	Remark																																																																																
	MHz	dBuV/m	dBuV/m	dB	dBuV	dB/m	dB	dB	dB	cm	deg																																																																																	
1	5459.62	51.00	54.00	-3.00	40.01	32.36	13.39	34.76	0.00	100	298	AVERAGE																																																																																
Peak	Freq	Level	Limit	Line Margin	Read Level	Ant Factor	Cable Loss	Preamp Loss	Aux Factor	APos	TPos	Remark																																																																																
	MHz	dBuV/m	dBuV/m	dB	dBuV	dB/m	dB	dB	dB	cm	deg																																																																																	
1	5530.00	104.52	54.00	50.52	93.24	32.67	13.46	34.85	0.00	100	298	AVERAGE																																																																																



Mode	51																																									
	Band Edge - R																																									
	U-NII-2C_5.47-5.725_802.11ac VHT80_CH106_5530MHz																																									
ANT	1+2																																									
Pol.	Vertical	Fundamental																																								
Peak	<p>Site : 03CH21-HY Condition: PEAK_BE(UNII)_B3 3m DRH18-E_LE2C03A18EN_240711 VERTICAL : RBW:1000.000kHz VBW:3000.000kHz SMT:Auto</p> <table border="1"> <thead> <tr> <th>Limit</th> <th>Read</th> <th>Ant</th> <th>Cable</th> <th>Preamp</th> <th>Aux</th> <th>APos</th> <th>TPos</th> <th>Remark</th> </tr> <tr> <th>Freq</th> <th>Level</th> <th>Line Margin</th> <th>Level Factor</th> <th>Loss Factor</th> <th>Factor</th> <th></th> <th></th> <th></th> </tr> <tr> <th>MHz</th> <th>dBuV/m</th> <th>dBuV/m</th> <th>dB</th> <th>dBuV</th> <th>dB/m</th> <th>dB</th> <th>dB</th> <th>cm</th> <th>deg</th> </tr> </thead> <tbody> <tr> <td>1 5739.39</td> <td>52.18</td> <td>68.20</td> <td>-16.02</td> <td>39.84</td> <td>33.66</td> <td>13.72</td> <td>35.04</td> <td>0.00</td> <td>100</td> <td>298</td> <td>PEAK</td> </tr> </tbody> </table>	Limit	Read	Ant	Cable	Preamp	Aux	APos	TPos	Remark	Freq	Level	Line Margin	Level Factor	Loss Factor	Factor				MHz	dBuV/m	dBuV/m	dB	dBuV	dB/m	dB	dB	cm	deg	1 5739.39	52.18	68.20	-16.02	39.84	33.66	13.72	35.04	0.00	100	298	PEAK	Blank
Limit	Read	Ant	Cable	Preamp	Aux	APos	TPos	Remark																																		
Freq	Level	Line Margin	Level Factor	Loss Factor	Factor																																					
MHz	dBuV/m	dBuV/m	dB	dBuV	dB/m	dB	dB	cm	deg																																	
1 5739.39	52.18	68.20	-16.02	39.84	33.66	13.72	35.04	0.00	100	298	PEAK																															



52																																																							
Mode	Band Edge - L																																																						
U-NII-2C_5.47-5.725_802.11ac VHT80_CH122_5610MHz																																																							
ANT	1+2																																																						
Pol.	Horizontal																																																						
Peak	 <p>Site : 03CH21-HY Condition: PEAK_BE(UNII)_B3 3m DRH18-E_LE2C03A18EN_240711 HORIZONTAL : RBW:1000.000kHz VBW:3000.000kHz SWT:Auto</p> <table border="1"> <thead> <tr> <th>Limit</th> <th>Read</th> <th>Ant</th> <th>Cable</th> <th>Preamp</th> <th>Aux</th> <th>APos</th> <th>TPos</th> <th>Remark</th> </tr> <tr> <th>Freq</th> <th>Level</th> <th>Line Margin</th> <th>Level</th> <th>Factor</th> <th>Loss</th> <th>Factor</th> <th>Factor</th> <th></th> </tr> <tr> <th>MHz</th> <th>dBuV/m</th> <th>dBuV/m</th> <th>dB</th> <th>dBuV</th> <th>dB/m</th> <th>dB</th> <th>dB</th> <th>cm</th> <th>deg</th> </tr> </thead> <tbody> <tr> <td>1</td> <td>5422.80</td> <td>49.81</td> <td>74.00</td> <td>-24.19</td> <td>38.91</td> <td>32.25</td> <td>13.35</td> <td>34.70</td> <td>0.00</td> <td>100</td> <td>334</td> <td>PEAK</td> </tr> <tr> <td>2</td> <td>5464.66</td> <td>49.77</td> <td>68.20</td> <td>-18.43</td> <td>38.76</td> <td>32.39</td> <td>13.39</td> <td>34.77</td> <td>0.00</td> <td>100</td> <td>334</td> <td>PEAK</td> </tr> </tbody> </table>	Limit	Read	Ant	Cable	Preamp	Aux	APos	TPos	Remark	Freq	Level	Line Margin	Level	Factor	Loss	Factor	Factor		MHz	dBuV/m	dBuV/m	dB	dBuV	dB/m	dB	dB	cm	deg	1	5422.80	49.81	74.00	-24.19	38.91	32.25	13.35	34.70	0.00	100	334	PEAK	2	5464.66	49.77	68.20	-18.43	38.76	32.39	13.39	34.77	0.00	100	334	PEAK
	Limit	Read	Ant	Cable	Preamp	Aux	APos	TPos	Remark																																														
Freq	Level	Line Margin	Level	Factor	Loss	Factor	Factor																																																
MHz	dBuV/m	dBuV/m	dB	dBuV	dB/m	dB	dB	cm	deg																																														
1	5422.80	49.81	74.00	-24.19	38.91	32.25	13.35	34.70	0.00	100	334	PEAK																																											
2	5464.66	49.77	68.20	-18.43	38.76	32.39	13.39	34.77	0.00	100	334	PEAK																																											
 <p>Site : 03CH21-HY Condition: PEAK(UNII) 3m DRH18-E_LE2C03A18EN_240711 HORIZONTAL : RBW:1000.000kHz VBW:3000.000kHz SWT:Auto</p> <table border="1"> <thead> <tr> <th>Limit</th> <th>Read</th> <th>Ant</th> <th>Cable</th> <th>Preamp</th> <th>Aux</th> <th>APos</th> <th>TPos</th> <th>Remark</th> </tr> <tr> <th>Freq</th> <th>Level</th> <th>Line Margin</th> <th>Level</th> <th>Factor</th> <th>Loss</th> <th>Factor</th> <th>Factor</th> <th></th> </tr> <tr> <th>MHz</th> <th>dBuV/m</th> <th>dBuV/m</th> <th>dB</th> <th>dBuV</th> <th>dB/m</th> <th>dB</th> <th>dB</th> <th>cm</th> <th>deg</th> </tr> </thead> <tbody> <tr> <td>1</td> <td>5610.00</td> <td>104.15</td> <td>-----</td> <td>92.45</td> <td>33.06</td> <td>13.58</td> <td>34.94</td> <td>0.00</td> <td>100</td> <td>334</td> <td>PEAK</td> </tr> </tbody> </table>	Limit	Read	Ant	Cable	Preamp	Aux	APos	TPos	Remark	Freq	Level	Line Margin	Level	Factor	Loss	Factor	Factor		MHz	dBuV/m	dBuV/m	dB	dBuV	dB/m	dB	dB	cm	deg	1	5610.00	104.15	-----	92.45	33.06	13.58	34.94	0.00	100	334	PEAK															
Limit	Read	Ant	Cable	Preamp	Aux	APos	TPos	Remark																																															
Freq	Level	Line Margin	Level	Factor	Loss	Factor	Factor																																																
MHz	dBuV/m	dBuV/m	dB	dBuV	dB/m	dB	dB	cm	deg																																														
1	5610.00	104.15	-----	92.45	33.06	13.58	34.94	0.00	100	334	PEAK																																												
Avg	 <p>Site : 03CH21-HY Condition: AVG_BE(UNII)_B3 3m DRH18-E_LE2C03A18EN_240711 HORIZONTAL : RBW:1000.000kHz VBW:0.200kHz SWT:Auto</p> <table border="1"> <thead> <tr> <th>Limit</th> <th>Read</th> <th>Ant</th> <th>Cable</th> <th>Preamp</th> <th>Aux</th> <th>APos</th> <th>TPos</th> <th>Remark</th> </tr> <tr> <th>Freq</th> <th>Level</th> <th>Line Margin</th> <th>Level</th> <th>Factor</th> <th>Loss</th> <th>Factor</th> <th>Factor</th> <th></th> </tr> <tr> <th>MHz</th> <th>dBuV/m</th> <th>dBuV/m</th> <th>dB</th> <th>dBuV</th> <th>dB/m</th> <th>dB</th> <th>dB</th> <th>cm</th> <th>deg</th> </tr> </thead> <tbody> <tr> <td>1</td> <td>5454.26</td> <td>42.85</td> <td>54.00</td> <td>-11.15</td> <td>31.09</td> <td>32.33</td> <td>13.38</td> <td>34.75</td> <td>0.00</td> <td>100</td> <td>334</td> <td>AVERAGE</td> </tr> </tbody> </table>	Limit	Read	Ant	Cable	Preamp	Aux	APos	TPos	Remark	Freq	Level	Line Margin	Level	Factor	Loss	Factor	Factor		MHz	dBuV/m	dBuV/m	dB	dBuV	dB/m	dB	dB	cm	deg	1	5454.26	42.85	54.00	-11.15	31.09	32.33	13.38	34.75	0.00	100	334	AVERAGE													
	Limit	Read	Ant	Cable	Preamp	Aux	APos	TPos	Remark																																														
Freq	Level	Line Margin	Level	Factor	Loss	Factor	Factor																																																
MHz	dBuV/m	dBuV/m	dB	dBuV	dB/m	dB	dB	cm	deg																																														
1	5454.26	42.85	54.00	-11.15	31.09	32.33	13.38	34.75	0.00	100	334	AVERAGE																																											
 <p>Site : 03CH21-HY Condition: AVG_54 3m DRH18-E_LE2C03A18EN_240711 HORIZONTAL : RBW:1000.000kHz VBW:0.200kHz SWT:Auto</p> <table border="1"> <thead> <tr> <th>Limit</th> <th>Read</th> <th>Ant</th> <th>Cable</th> <th>Preamp</th> <th>Aux</th> <th>APos</th> <th>TPos</th> <th>Remark</th> </tr> <tr> <th>Freq</th> <th>Level</th> <th>Line Margin</th> <th>Level</th> <th>Factor</th> <th>Loss</th> <th>Factor</th> <th>Factor</th> <th></th> </tr> <tr> <th>MHz</th> <th>dBuV/m</th> <th>dBuV/m</th> <th>dB</th> <th>dBuV</th> <th>dB/m</th> <th>dB</th> <th>dB</th> <th>cm</th> <th>deg</th> </tr> </thead> <tbody> <tr> <td>1</td> <td>5610.00</td> <td>98.24</td> <td>-----</td> <td>86.74</td> <td>32.87</td> <td>13.53</td> <td>34.90</td> <td>0.00</td> <td>100</td> <td>334</td> <td>AVERAGE</td> </tr> </tbody> </table>	Limit	Read	Ant	Cable	Preamp	Aux	APos	TPos	Remark	Freq	Level	Line Margin	Level	Factor	Loss	Factor	Factor		MHz	dBuV/m	dBuV/m	dB	dBuV	dB/m	dB	dB	cm	deg	1	5610.00	98.24	-----	86.74	32.87	13.53	34.90	0.00	100	334	AVERAGE															
Limit	Read	Ant	Cable	Preamp	Aux	APos	TPos	Remark																																															
Freq	Level	Line Margin	Level	Factor	Loss	Factor	Factor																																																
MHz	dBuV/m	dBuV/m	dB	dBuV	dB/m	dB	dB	cm	deg																																														
1	5610.00	98.24	-----	86.74	32.87	13.53	34.90	0.00	100	334	AVERAGE																																												



Mode	52																																																																									
	Band Edge - R																																																																									
	U-NII-2C_5.47-5.725_802.11ac VHT80_CH122_5610MHz																																																																									
ANT	1+2																																																																									
Pol.	Horizontal	Fundamental																																																																								
Peak	<p>Site : 03CH21-HY Condition: PEAK_BE(U-NII)_B3 3m DRH18-E_LE2C03A18EN_240711 HORIZONTAL : RBW:1000.000kHz VBW:3000.000kHz SMT:Auto</p> <table border="1"> <thead> <tr> <th>Limit</th> <th>Read</th> <th>Ant</th> <th>Cable</th> <th>Preamp</th> <th>Aux</th> <th>APos</th> <th>TPos</th> <th></th> </tr> <tr> <th>Freq</th> <th>Level</th> <th>Line</th> <th>Margin</th> <th>Level</th> <th>Factor</th> <th>Loss</th> <th>Factor</th> <th>Factor</th> </tr> <tr> <th>MHz</th> <th>dBuV/m</th> <th>dBuV/m</th> <th>dB</th> <th>dBuV</th> <th>dB/m</th> <th>dB</th> <th>dB</th> <th>dB</th> </tr> </thead> <tbody> <tr> <td>1 5735.71</td> <td>51.22</td> <td>68.20</td> <td>-16.98</td> <td>38.90</td> <td>33.64</td> <td>13.71</td> <td>35.03</td> <td>0.00</td> </tr> <tr> <td></td> <td></td> <td></td> <td></td> <td></td> <td></td> <td></td> <td></td> <td>100</td> </tr> <tr> <td></td> <td></td> <td></td> <td></td> <td></td> <td></td> <td></td> <td></td> <td>cm</td> </tr> <tr> <td></td> <td></td> <td></td> <td></td> <td></td> <td></td> <td></td> <td></td> <td>deg</td> </tr> <tr> <td></td> <td></td> <td></td> <td></td> <td></td> <td></td> <td></td> <td></td> <td>334 PEAK</td> </tr> </tbody> </table>	Limit	Read	Ant	Cable	Preamp	Aux	APos	TPos		Freq	Level	Line	Margin	Level	Factor	Loss	Factor	Factor	MHz	dBuV/m	dBuV/m	dB	dBuV	dB/m	dB	dB	dB	1 5735.71	51.22	68.20	-16.98	38.90	33.64	13.71	35.03	0.00									100									cm									deg									334 PEAK	Blank
Limit	Read	Ant	Cable	Preamp	Aux	APos	TPos																																																																			
Freq	Level	Line	Margin	Level	Factor	Loss	Factor	Factor																																																																		
MHz	dBuV/m	dBuV/m	dB	dBuV	dB/m	dB	dB	dB																																																																		
1 5735.71	51.22	68.20	-16.98	38.90	33.64	13.71	35.03	0.00																																																																		
								100																																																																		
								cm																																																																		
								deg																																																																		
								334 PEAK																																																																		



52																																																					
Mode	Band Edge - L																																																				
U-NII-2C_5.47-5.725_802.11ac_VHT80_CH122_5610MHz																																																					
ANT	1+2																																																				
Pol.	Vertical																																																				
Peak	<p>Site : 03CH21-HY Condition: PEAK_BE(UNII)_B3 3m DRH18-E_LE2C03A18EN_240711 VERTICAL : RBW:1000.000kHz VBW:3000.000kHz SWT:Auto</p> <table border="1"> <thead> <tr> <th>Peak</th> <th>Freq</th> <th>Level</th> <th>Limit</th> <th>Line Margin</th> <th>Read Level</th> <th>Ant Factor</th> <th>Cable Loss</th> <th>Preamp</th> <th>Aux</th> <th>APos</th> <th>TPos</th> <th>Remark</th> </tr> <tr> <th></th> <th>MHz</th> <th>dBuV/m</th> <th>dBuV/m</th> <th>dB</th> <th>dBuV</th> <th>dB/m</th> <th>dB</th> <th>dB</th> <th>dB</th> <th>cm</th> <th>deg</th> <th></th> </tr> </thead> <tbody> <tr> <td>1</td> <td>5416.30</td> <td>54.04</td> <td>74.00</td> <td>-19.96</td> <td>43.16</td> <td>32.23</td> <td>13.34</td> <td>34.69</td> <td>0.00</td> <td>100</td> <td>298</td> <td>PEAK</td> </tr> <tr> <td>2</td> <td>5465.96</td> <td>53.30</td> <td>68.20</td> <td>-14.90</td> <td>42.27</td> <td>32.40</td> <td>13.40</td> <td>34.77</td> <td>0.00</td> <td>100</td> <td>298</td> <td>PEAK</td> </tr> </tbody> </table>	Peak	Freq	Level	Limit	Line Margin	Read Level	Ant Factor	Cable Loss	Preamp	Aux	APos	TPos	Remark		MHz	dBuV/m	dBuV/m	dB	dBuV	dB/m	dB	dB	dB	cm	deg		1	5416.30	54.04	74.00	-19.96	43.16	32.23	13.34	34.69	0.00	100	298	PEAK	2	5465.96	53.30	68.20	-14.90	42.27	32.40	13.40	34.77	0.00	100	298	PEAK
	Peak	Freq	Level	Limit	Line Margin	Read Level	Ant Factor	Cable Loss	Preamp	Aux	APos	TPos	Remark																																								
	MHz	dBuV/m	dBuV/m	dB	dBuV	dB/m	dB	dB	dB	cm	deg																																										
1	5416.30	54.04	74.00	-19.96	43.16	32.23	13.34	34.69	0.00	100	298	PEAK																																									
2	5465.96	53.30	68.20	-14.90	42.27	32.40	13.40	34.77	0.00	100	298	PEAK																																									
Fundamental	<p>Site : 03CH21-HY Condition: PEAK(UNII) 3m DRH18-E_LE2C03A18EN_240711 VERTICAL : RBW:1000.000kHz VBW:3000.000kHz SWT:Auto</p> <table border="1"> <thead> <tr> <th>Peak</th> <th>Freq</th> <th>Level</th> <th>Limit</th> <th>Line Margin</th> <th>Read Level</th> <th>Ant Factor</th> <th>Cable Loss</th> <th>Preamp</th> <th>Aux</th> <th>APos</th> <th>TPos</th> <th>Remark</th> </tr> <tr> <th></th> <th>MHz</th> <th>dBuV/m</th> <th>dBuV/m</th> <th>dB</th> <th>dBuV</th> <th>dB/m</th> <th>dB</th> <th>dB</th> <th>dB</th> <th>cm</th> <th>deg</th> <th></th> </tr> </thead> <tbody> <tr> <td>1</td> <td>5610.00</td> <td>113.64</td> <td>70.00</td> <td>43.64</td> <td>102.02</td> <td>32.98</td> <td>13.57</td> <td>34.93</td> <td>0.00</td> <td>100</td> <td>298</td> <td>PEAK</td> </tr> </tbody> </table>	Peak	Freq	Level	Limit	Line Margin	Read Level	Ant Factor	Cable Loss	Preamp	Aux	APos	TPos	Remark		MHz	dBuV/m	dBuV/m	dB	dBuV	dB/m	dB	dB	dB	cm	deg		1	5610.00	113.64	70.00	43.64	102.02	32.98	13.57	34.93	0.00	100	298	PEAK													
Peak	Freq	Level	Limit	Line Margin	Read Level	Ant Factor	Cable Loss	Preamp	Aux	APos	TPos	Remark																																									
	MHz	dBuV/m	dBuV/m	dB	dBuV	dB/m	dB	dB	dB	cm	deg																																										
1	5610.00	113.64	70.00	43.64	102.02	32.98	13.57	34.93	0.00	100	298	PEAK																																									
Avg	<p>Site : 03CH21-HY Condition: AVG_BE(UNII)_B3 3m DRH18-E_LE2C03A18EN_240711 VERTICAL : RBW:1000.000kHz VBW:0.200kHz SWT:Auto</p> <table border="1"> <thead> <tr> <th>Peak</th> <th>Freq</th> <th>Level</th> <th>Limit</th> <th>Line Margin</th> <th>Read Level</th> <th>Ant Factor</th> <th>Cable Loss</th> <th>Preamp</th> <th>Aux</th> <th>APos</th> <th>TPos</th> <th>Remark</th> </tr> <tr> <th></th> <th>MHz</th> <th>dBuV/m</th> <th>dBuV/m</th> <th>dB</th> <th>dBuV</th> <th>dB/m</th> <th>dB</th> <th>dB</th> <th>dB</th> <th>cm</th> <th>deg</th> <th></th> </tr> </thead> <tbody> <tr> <td>1</td> <td>5459.20</td> <td>46.78</td> <td>54.00</td> <td>-7.22</td> <td>35.79</td> <td>32.36</td> <td>13.39</td> <td>34.76</td> <td>0.00</td> <td>100</td> <td>298</td> <td>AVERAGE</td> </tr> </tbody> </table>	Peak	Freq	Level	Limit	Line Margin	Read Level	Ant Factor	Cable Loss	Preamp	Aux	APos	TPos	Remark		MHz	dBuV/m	dBuV/m	dB	dBuV	dB/m	dB	dB	dB	cm	deg		1	5459.20	46.78	54.00	-7.22	35.79	32.36	13.39	34.76	0.00	100	298	AVERAGE													
	Peak	Freq	Level	Limit	Line Margin	Read Level	Ant Factor	Cable Loss	Preamp	Aux	APos	TPos	Remark																																								
	MHz	dBuV/m	dBuV/m	dB	dBuV	dB/m	dB	dB	dB	cm	deg																																										
1	5459.20	46.78	54.00	-7.22	35.79	32.36	13.39	34.76	0.00	100	298	AVERAGE																																									
Avg	<p>Site : 03CH21-HY Condition: AVG_54 3m DRH18-E_LE2C03A18EN_240711 VERTICAL : RBW:1000.000kHz VBW:0.200kHz SWT:Auto</p> <table border="1"> <thead> <tr> <th>Peak</th> <th>Freq</th> <th>Level</th> <th>Limit</th> <th>Line Margin</th> <th>Read Level</th> <th>Ant Factor</th> <th>Cable Loss</th> <th>Preamp</th> <th>Aux</th> <th>APos</th> <th>TPos</th> <th>Remark</th> </tr> <tr> <th></th> <th>MHz</th> <th>dBuV/m</th> <th>dBuV/m</th> <th>dB</th> <th>dBuV</th> <th>dB/m</th> <th>dB</th> <th>dB</th> <th>dB</th> <th>cm</th> <th>deg</th> <th></th> </tr> </thead> <tbody> <tr> <td>1</td> <td>5610.00</td> <td>106.88</td> <td>52.50</td> <td>54.38</td> <td>95.26</td> <td>32.98</td> <td>13.57</td> <td>34.93</td> <td>0.00</td> <td>100</td> <td>298</td> <td>AVERAGE</td> </tr> </tbody> </table>	Peak	Freq	Level	Limit	Line Margin	Read Level	Ant Factor	Cable Loss	Preamp	Aux	APos	TPos	Remark		MHz	dBuV/m	dBuV/m	dB	dBuV	dB/m	dB	dB	dB	cm	deg		1	5610.00	106.88	52.50	54.38	95.26	32.98	13.57	34.93	0.00	100	298	AVERAGE													
Peak	Freq	Level	Limit	Line Margin	Read Level	Ant Factor	Cable Loss	Preamp	Aux	APos	TPos	Remark																																									
	MHz	dBuV/m	dBuV/m	dB	dBuV	dB/m	dB	dB	dB	cm	deg																																										
1	5610.00	106.88	52.50	54.38	95.26	32.98	13.57	34.93	0.00	100	298	AVERAGE																																									



Mode	52																																									
	Band Edge - R																																									
	U-NII-2C_5.47-5.725_802.11ac VHT80_CH122_5610MHz																																									
ANT	1+2																																									
Pol.	Vertical	Fundamental																																								
Peak	<p>Site : 03CH21-HY Condition: PEAK_BE(U-NII)_B3 3m DRH18-E_LE2C03A18EN_240711 VERTICAL : RBW:1000.000kHz VBW:3000.000kHz SMT:Auto</p> <table border="1"> <thead> <tr> <th>Limit</th> <th>Read</th> <th>Ant</th> <th>Cable</th> <th>Preamp</th> <th>Aux</th> <th>APos</th> <th>TPos</th> <th>Remark</th> </tr> <tr> <th>Freq</th> <th>Level</th> <th>Line Margin</th> <th>Level</th> <th>Factor</th> <th>Loss Factor</th> <th>Factor</th> <th></th> <th></th> </tr> <tr> <th>MHz</th> <th>dBuV/m</th> <th>dBuV/m</th> <th>dB</th> <th>dBuV</th> <th>dB/m</th> <th>dB</th> <th>dB</th> <th>cm</th> <th>deg</th> </tr> </thead> <tbody> <tr> <td>1 5739.58</td> <td>55.67</td> <td>68.20</td> <td>-12.53</td> <td>43.33</td> <td>33.66</td> <td>13.72</td> <td>35.04</td> <td>0.00</td> <td>100</td> <td>298</td> <td>PEAK</td> </tr> </tbody> </table>	Limit	Read	Ant	Cable	Preamp	Aux	APos	TPos	Remark	Freq	Level	Line Margin	Level	Factor	Loss Factor	Factor			MHz	dBuV/m	dBuV/m	dB	dBuV	dB/m	dB	dB	cm	deg	1 5739.58	55.67	68.20	-12.53	43.33	33.66	13.72	35.04	0.00	100	298	PEAK	Blank
Limit	Read	Ant	Cable	Preamp	Aux	APos	TPos	Remark																																		
Freq	Level	Line Margin	Level	Factor	Loss Factor	Factor																																				
MHz	dBuV/m	dBuV/m	dB	dBuV	dB/m	dB	dB	cm	deg																																	
1 5739.58	55.67	68.20	-12.53	43.33	33.66	13.72	35.04	0.00	100	298	PEAK																															

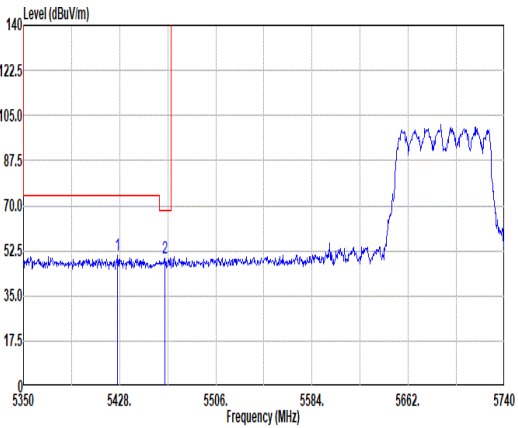
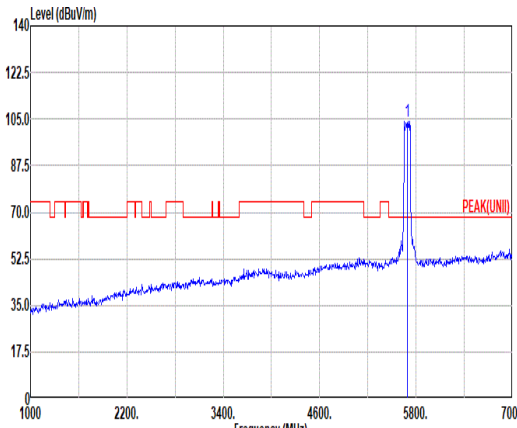
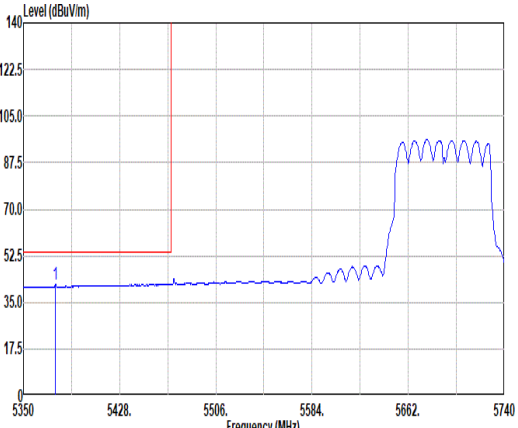
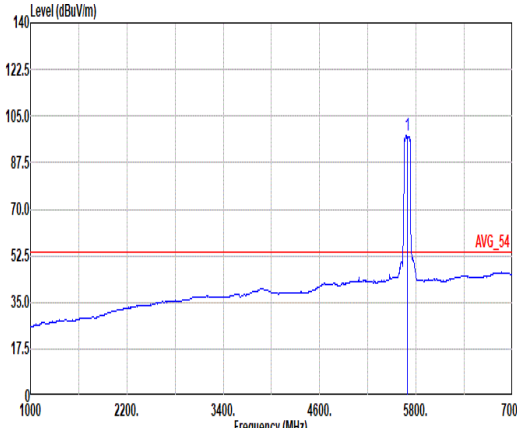


Mode	52																																																																																																																																							
	Harmonic																																																																																																																																							
	U-NII-2C_5.47-5.725_802.11ac VHT80_CH122_5610MHZ																																																																																																																																							
ANT	1+2																																																																																																																																							
Pol.	Horizontal	Vertical																																																																																																																																						
Peak Avg	<p>Site : 03CH21-HY Condition: PEAK(UNII) 3m DRH18-E_LE2C03A18EN_240711 HORIZONTAL</p> <table border="1"> <thead> <tr> <th>Limit</th> <th>Read</th> <th>Ant</th> <th>Cable</th> <th>Preamp</th> <th>Aux</th> <th>APos</th> <th>TPos</th> <th>Remark</th> </tr> <tr> <th>Freq</th> <th>Level</th> <th>Line Margin</th> <th>Level</th> <th>Factor</th> <th>Loss Factor</th> <th>Factor</th> <th></th> <th></th> </tr> <tr> <th>MHz</th> <th>dBuV/m</th> <th>dBuV/m</th> <th>dB</th> <th>dBuV</th> <th>dB/m</th> <th>dB</th> <th>dB</th> <th>cm</th> <th>deg</th> </tr> </thead> <tbody> <tr> <td>1</td> <td>11220.00</td> <td>50.23</td> <td>74.00</td> <td>-23.77</td> <td>32.88</td> <td>38.08</td> <td>19.25</td> <td>40.42</td> <td>0.44</td> <td>100</td> <td>189</td> <td>PEAK</td> </tr> <tr> <td>2</td> <td>11220.00</td> <td>41.99</td> <td>54.00</td> <td>-12.01</td> <td>24.64</td> <td>38.08</td> <td>19.25</td> <td>40.42</td> <td>0.44</td> <td>100</td> <td>189</td> <td>AVERAGE</td> </tr> <tr> <td>3</td> <td>16830.00</td> <td>52.73</td> <td>68.20</td> <td>-15.47</td> <td>35.01</td> <td>40.22</td> <td>23.71</td> <td>46.66</td> <td>0.45</td> <td>--</td> <td>--</td> <td>PEAK</td> </tr> </tbody> </table>	Limit	Read	Ant	Cable	Preamp	Aux	APos	TPos	Remark	Freq	Level	Line Margin	Level	Factor	Loss Factor	Factor			MHz	dBuV/m	dBuV/m	dB	dBuV	dB/m	dB	dB	cm	deg	1	11220.00	50.23	74.00	-23.77	32.88	38.08	19.25	40.42	0.44	100	189	PEAK	2	11220.00	41.99	54.00	-12.01	24.64	38.08	19.25	40.42	0.44	100	189	AVERAGE	3	16830.00	52.73	68.20	-15.47	35.01	40.22	23.71	46.66	0.45	--	--	PEAK	<p>Site : 03CH21-HY Condition: PEAK(UNII) 3m DRH18-E_LE2C03A18EN_240711 VERTICAL</p> <table border="1"> <thead> <tr> <th>Limit</th> <th>Read</th> <th>Ant</th> <th>Cable</th> <th>Preamp</th> <th>Aux</th> <th>APos</th> <th>TPos</th> <th>Remark</th> </tr> <tr> <th>Freq</th> <th>Level</th> <th>Line Margin</th> <th>Level</th> <th>Factor</th> <th>Loss Factor</th> <th>Factor</th> <th></th> <th></th> </tr> <tr> <th>MHz</th> <th>dBuV/m</th> <th>dBuV/m</th> <th>dB</th> <th>dBuV</th> <th>dB/m</th> <th>dB</th> <th>dB</th> <th>cm</th> <th>deg</th> </tr> </thead> <tbody> <tr> <td>1</td> <td>11220.00</td> <td>50.58</td> <td>74.00</td> <td>-23.42</td> <td>33.23</td> <td>38.08</td> <td>19.25</td> <td>40.42</td> <td>0.44</td> <td>100</td> <td>148</td> <td>PEAK</td> </tr> <tr> <td>2</td> <td>11220.00</td> <td>42.44</td> <td>54.00</td> <td>-11.56</td> <td>25.09</td> <td>38.08</td> <td>19.25</td> <td>40.42</td> <td>0.44</td> <td>100</td> <td>148</td> <td>AVERAGE</td> </tr> <tr> <td>3</td> <td>16830.00</td> <td>52.66</td> <td>68.20</td> <td>-15.54</td> <td>34.94</td> <td>40.22</td> <td>23.71</td> <td>46.66</td> <td>0.45</td> <td>--</td> <td>--</td> <td>PEAK</td> </tr> </tbody> </table>	Limit	Read	Ant	Cable	Preamp	Aux	APos	TPos	Remark	Freq	Level	Line Margin	Level	Factor	Loss Factor	Factor			MHz	dBuV/m	dBuV/m	dB	dBuV	dB/m	dB	dB	cm	deg	1	11220.00	50.58	74.00	-23.42	33.23	38.08	19.25	40.42	0.44	100	148	PEAK	2	11220.00	42.44	54.00	-11.56	25.09	38.08	19.25	40.42	0.44	100	148	AVERAGE	3	16830.00	52.66	68.20	-15.54	34.94	40.22	23.71	46.66	0.45	--	--	PEAK
	Limit	Read	Ant	Cable	Preamp	Aux	APos	TPos	Remark																																																																																																																															
Freq	Level	Line Margin	Level	Factor	Loss Factor	Factor																																																																																																																																		
MHz	dBuV/m	dBuV/m	dB	dBuV	dB/m	dB	dB	cm	deg																																																																																																																															
1	11220.00	50.23	74.00	-23.77	32.88	38.08	19.25	40.42	0.44	100	189	PEAK																																																																																																																												
2	11220.00	41.99	54.00	-12.01	24.64	38.08	19.25	40.42	0.44	100	189	AVERAGE																																																																																																																												
3	16830.00	52.73	68.20	-15.47	35.01	40.22	23.71	46.66	0.45	--	--	PEAK																																																																																																																												
Limit	Read	Ant	Cable	Preamp	Aux	APos	TPos	Remark																																																																																																																																
Freq	Level	Line Margin	Level	Factor	Loss Factor	Factor																																																																																																																																		
MHz	dBuV/m	dBuV/m	dB	dBuV	dB/m	dB	dB	cm	deg																																																																																																																															
1	11220.00	50.58	74.00	-23.42	33.23	38.08	19.25	40.42	0.44	100	148	PEAK																																																																																																																												
2	11220.00	42.44	54.00	-11.56	25.09	38.08	19.25	40.42	0.44	100	148	AVERAGE																																																																																																																												
3	16830.00	52.66	68.20	-15.54	34.94	40.22	23.71	46.66	0.45	--	--	PEAK																																																																																																																												



Mode	52	
	Harmonic	
	U-NII-2C_5.47-5.725_802.11ac VHT80_CH122_5610MHz	
ANT	1+2	
Pol.	Horizontal	Vertical
10.6G ~18G Avg	<p>Site : 03CH21-HY Condition: AVG_54 3m DRH18-E_LE2C03A18EN_240711 HORIZONTAL</p>	<p>Site : 03CH21-HY Condition: AVG_54 3m DRH18-E_LE2C03A18EN_240711 VERTICAL</p>



53																																																					
Mode	Band Edge - L																																																				
U-NII-2C_5.47-5.725_802.11ac VHT80_CH138_5690MHz																																																					
ANT	1+2																																																				
Pol.	Horizontal																																																				
Peak	 <p>Site : 03CH21-HY Condition: STRADDLES U-NII-182A 3m DRH18-E_LE2C03A18EN_240711 HORIZONTAL : RBW:1000.000kHz VBW:3000.000kHz SWT:Auto</p> <table border="1"> <thead> <tr> <th>Peak</th> <th>Freq</th> <th>Level</th> <th>Limit</th> <th>Line Margin</th> <th>Read Level</th> <th>Ant Factor</th> <th>Cable Loss</th> <th>Preamp</th> <th>Aux</th> <th>APos</th> <th>TPos</th> <th>Remark</th> </tr> <tr> <th></th> <th>MHz</th> <th>dBuV/m</th> <th>dBuV/m</th> <th>dB</th> <th>dBuV</th> <th>dB/m</th> <th>dB</th> <th>dB</th> <th>dB</th> <th>cm</th> <th>deg</th> <th></th> </tr> </thead> <tbody> <tr> <td>1</td> <td>5426.44</td> <td>50.71</td> <td>74.00</td> <td>-23.29</td> <td>39.81</td> <td>32.25</td> <td>13.35</td> <td>34.70</td> <td>0.00</td> <td>120</td> <td>334</td> <td>PEAK</td> </tr> <tr> <td>2</td> <td>5464.66</td> <td>49.89</td> <td>68.20</td> <td>-18.31</td> <td>38.88</td> <td>32.39</td> <td>13.39</td> <td>34.77</td> <td>0.00</td> <td>120</td> <td>334</td> <td>PEAK</td> </tr> </tbody> </table>	Peak	Freq	Level	Limit	Line Margin	Read Level	Ant Factor	Cable Loss	Preamp	Aux	APos	TPos	Remark		MHz	dBuV/m	dBuV/m	dB	dBuV	dB/m	dB	dB	dB	cm	deg		1	5426.44	50.71	74.00	-23.29	39.81	32.25	13.35	34.70	0.00	120	334	PEAK	2	5464.66	49.89	68.20	-18.31	38.88	32.39	13.39	34.77	0.00	120	334	PEAK
	Peak	Freq	Level	Limit	Line Margin	Read Level	Ant Factor	Cable Loss	Preamp	Aux	APos	TPos	Remark																																								
	MHz	dBuV/m	dBuV/m	dB	dBuV	dB/m	dB	dB	dB	cm	deg																																										
1	5426.44	50.71	74.00	-23.29	39.81	32.25	13.35	34.70	0.00	120	334	PEAK																																									
2	5464.66	49.89	68.20	-18.31	38.88	32.39	13.39	34.77	0.00	120	334	PEAK																																									
 <p>Site : 03CH21-HY Condition: PEAK(UNII) 3m DRH18-E_LE2C03A18EN_240711 HORIZONTAL : RBW:1000.000kHz VBW:3000.000kHz SWT:Auto</p> <table border="1"> <thead> <tr> <th>Peak</th> <th>Freq</th> <th>Level</th> <th>Limit</th> <th>Line Margin</th> <th>Read Level</th> <th>Ant Factor</th> <th>Cable Loss</th> <th>Preamp</th> <th>Aux</th> <th>APos</th> <th>TPos</th> <th>Remark</th> </tr> <tr> <th></th> <th>MHz</th> <th>dBuV/m</th> <th>dBuV/m</th> <th>dB</th> <th>dBuV</th> <th>dB/m</th> <th>dB</th> <th>dB</th> <th>dB</th> <th>cm</th> <th>deg</th> <th></th> </tr> </thead> <tbody> <tr> <td>1</td> <td>5690.00</td> <td>103.96</td> <td>-----</td> <td>-----</td> <td>92.06</td> <td>33.24</td> <td>13.62</td> <td>34.96</td> <td>0.00</td> <td>120</td> <td>334</td> <td>PEAK</td> </tr> </tbody> </table>	Peak	Freq	Level	Limit	Line Margin	Read Level	Ant Factor	Cable Loss	Preamp	Aux	APos	TPos	Remark		MHz	dBuV/m	dBuV/m	dB	dBuV	dB/m	dB	dB	dB	cm	deg		1	5690.00	103.96	-----	-----	92.06	33.24	13.62	34.96	0.00	120	334	PEAK														
Peak	Freq	Level	Limit	Line Margin	Read Level	Ant Factor	Cable Loss	Preamp	Aux	APos	TPos	Remark																																									
	MHz	dBuV/m	dBuV/m	dB	dBuV	dB/m	dB	dB	dB	cm	deg																																										
1	5690.00	103.96	-----	-----	92.06	33.24	13.62	34.96	0.00	120	334	PEAK																																									
Avg	 <p>Site : 03CH21-HY Condition: U-NII-182A AVERAGE 3m DRH18-E_LE2C03A18EN_240711 HORIZONTAL : RBW:1000.000kHz VBW:0.200kHz SWT:Auto</p> <table border="1"> <thead> <tr> <th>Peak</th> <th>Freq</th> <th>Level</th> <th>Limit</th> <th>Line Margin</th> <th>Read Level</th> <th>Ant Factor</th> <th>Cable Loss</th> <th>Preamp</th> <th>Aux</th> <th>APos</th> <th>TPos</th> <th>Remark</th> </tr> <tr> <th></th> <th>MHz</th> <th>dBuV/m</th> <th>dBuV/m</th> <th>dB</th> <th>dBuV</th> <th>dB/m</th> <th>dB</th> <th>dB</th> <th>dB</th> <th>cm</th> <th>deg</th> <th></th> </tr> </thead> <tbody> <tr> <td>1</td> <td>5375.74</td> <td>41.92</td> <td>54.00</td> <td>-12.08</td> <td>31.00</td> <td>32.25</td> <td>13.29</td> <td>34.62</td> <td>0.00</td> <td>120</td> <td>334</td> <td>AVERAGE</td> </tr> </tbody> </table>	Peak	Freq	Level	Limit	Line Margin	Read Level	Ant Factor	Cable Loss	Preamp	Aux	APos	TPos	Remark		MHz	dBuV/m	dBuV/m	dB	dBuV	dB/m	dB	dB	dB	cm	deg		1	5375.74	41.92	54.00	-12.08	31.00	32.25	13.29	34.62	0.00	120	334	AVERAGE													
	Peak	Freq	Level	Limit	Line Margin	Read Level	Ant Factor	Cable Loss	Preamp	Aux	APos	TPos	Remark																																								
	MHz	dBuV/m	dBuV/m	dB	dBuV	dB/m	dB	dB	dB	cm	deg																																										
1	5375.74	41.92	54.00	-12.08	31.00	32.25	13.29	34.62	0.00	120	334	AVERAGE																																									
 <p>Site : 03CH21-HY Condition: AVG_54 3m DRH18-E_LE2C03A18EN_240711 HORIZONTAL : RBW:1000.000kHz VBW:0.200kHz SWT:Auto</p> <table border="1"> <thead> <tr> <th>Peak</th> <th>Freq</th> <th>Level</th> <th>Limit</th> <th>Line Margin</th> <th>Read Level</th> <th>Ant Factor</th> <th>Cable Loss</th> <th>Preamp</th> <th>Aux</th> <th>APos</th> <th>TPos</th> <th>Remark</th> </tr> <tr> <th></th> <th>MHz</th> <th>dBuV/m</th> <th>dBuV/m</th> <th>dB</th> <th>dBuV</th> <th>dB/m</th> <th>dB</th> <th>dB</th> <th>dB</th> <th>cm</th> <th>deg</th> <th></th> </tr> </thead> <tbody> <tr> <td>1</td> <td>5690.00</td> <td>97.75</td> <td>-----</td> <td>-----</td> <td>85.70</td> <td>33.38</td> <td>13.65</td> <td>34.98</td> <td>0.00</td> <td>120</td> <td>334</td> <td>AVERAGE</td> </tr> </tbody> </table>	Peak	Freq	Level	Limit	Line Margin	Read Level	Ant Factor	Cable Loss	Preamp	Aux	APos	TPos	Remark		MHz	dBuV/m	dBuV/m	dB	dBuV	dB/m	dB	dB	dB	cm	deg		1	5690.00	97.75	-----	-----	85.70	33.38	13.65	34.98	0.00	120	334	AVERAGE														
Peak	Freq	Level	Limit	Line Margin	Read Level	Ant Factor	Cable Loss	Preamp	Aux	APos	TPos	Remark																																									
	MHz	dBuV/m	dBuV/m	dB	dBuV	dB/m	dB	dB	dB	cm	deg																																										
1	5690.00	97.75	-----	-----	85.70	33.38	13.65	34.98	0.00	120	334	AVERAGE																																									



Mode	53																																									
	Band Edge - R																																									
	U-NII-2C_5.47-5.725_802.11ac VHT80_CH138_5690MHz																																									
ANT	1+2																																									
Pol.	Horizontal	Fundamental																																								
Peak	<p>Site : 03CH21-HY Condition: STRADDLES U-NII-1&2A 3m DRH18-E_LE2C03A18EH_240711 HORIZONTAL : RBW:1000.000kHz VBW:3000.000kHz SMT:Auto</p> <table border="1"> <thead> <tr> <th>Limit</th> <th>Read</th> <th>Ant</th> <th>Cable</th> <th>Preamp</th> <th>Aux</th> <th>APos</th> <th>TPos</th> <th>Remark</th> </tr> <tr> <th>Freq</th> <th>Level</th> <th>Line Margin</th> <th>Level Factor</th> <th>Loss Factor</th> <th>Factor</th> <th></th> <th></th> <th></th> </tr> <tr> <th>MHz</th> <th>dBuV/m</th> <th>dBuV/m</th> <th>dB</th> <th>dBuV</th> <th>dB/m</th> <th>dB</th> <th>dB</th> <th>cm</th> <th>deg</th> </tr> </thead> <tbody> <tr> <td>1 5910.10</td> <td>51.60</td> <td>68.20</td> <td>-16.60</td> <td>39.18</td> <td>33.68</td> <td>13.92</td> <td>35.18</td> <td>0.00</td> <td>120</td> <td>334</td> <td>PEAK</td> </tr> </tbody> </table>	Limit	Read	Ant	Cable	Preamp	Aux	APos	TPos	Remark	Freq	Level	Line Margin	Level Factor	Loss Factor	Factor				MHz	dBuV/m	dBuV/m	dB	dBuV	dB/m	dB	dB	cm	deg	1 5910.10	51.60	68.20	-16.60	39.18	33.68	13.92	35.18	0.00	120	334	PEAK	Blank
Limit	Read	Ant	Cable	Preamp	Aux	APos	TPos	Remark																																		
Freq	Level	Line Margin	Level Factor	Loss Factor	Factor																																					
MHz	dBuV/m	dBuV/m	dB	dBuV	dB/m	dB	dB	cm	deg																																	
1 5910.10	51.60	68.20	-16.60	39.18	33.68	13.92	35.18	0.00	120	334	PEAK																															

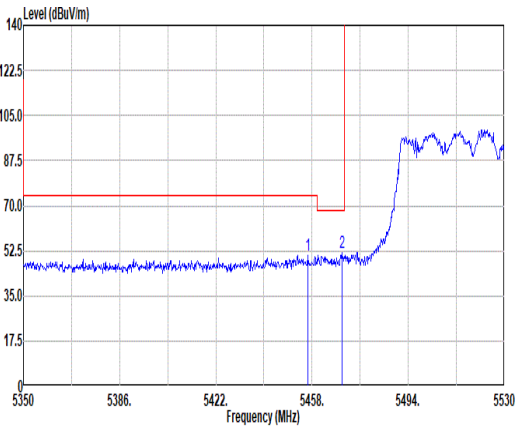
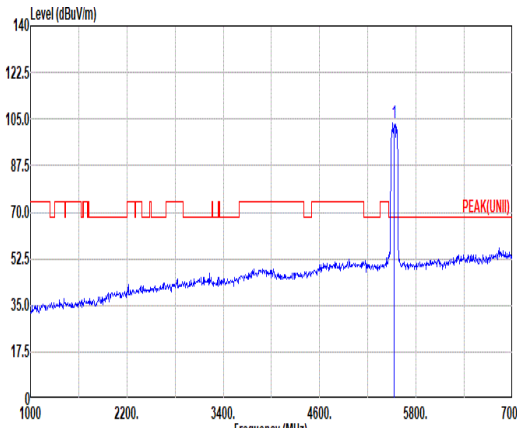
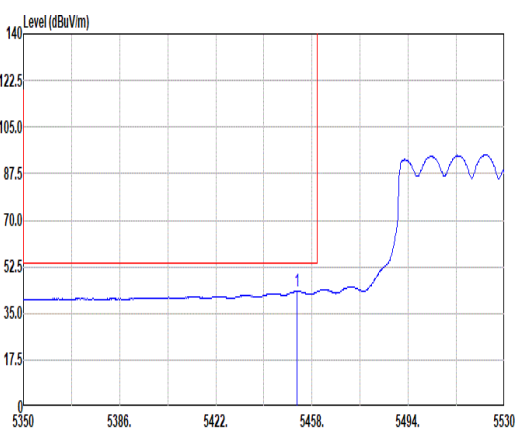
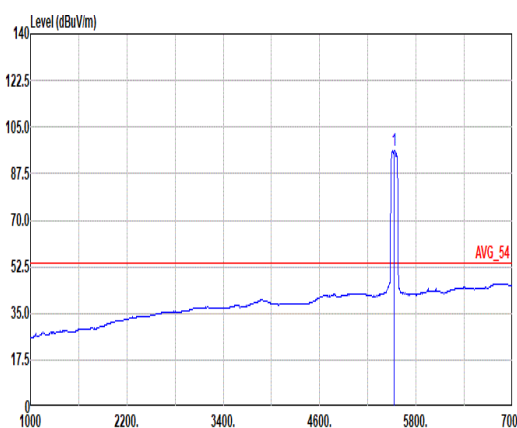


53																																																					
Mode	Band Edge - L																																																				
U-NII-2C_5.47-5.725_802.11ac VHT80_CH138_5690MHz																																																					
ANT	1+2																																																				
Pol.	Vertical																																																				
Peak	<p>Site : 03CH21-HY Condition: STRADDLES U-NII-182A 3m DRH18-E_LE2C03A18EN_240711 VERTICAL : RBW:1000.000kHz VBW:3000.000kHz SWT:Auto</p> <table border="1"> <thead> <tr> <th>Peak</th> <th>Freq</th> <th>Level</th> <th>Limit</th> <th>Line Margin</th> <th>Read Level</th> <th>Ant Factor</th> <th>Cable Loss</th> <th>Preamp</th> <th>Aux</th> <th>APos</th> <th>TPos</th> <th>Remark</th> </tr> <tr> <th></th> <th>MHz</th> <th>dBuV/m</th> <th>dBuV/m</th> <th>dB</th> <th>dBuV</th> <th>dB/m</th> <th>dB</th> <th>dB</th> <th>dB</th> <th>cm</th> <th>deg</th> <th></th> </tr> </thead> <tbody> <tr> <td>1</td> <td>5419.03</td> <td>53.05</td> <td>74.00</td> <td>-20.95</td> <td>42.16</td> <td>32.24</td> <td>13.34</td> <td>34.69</td> <td>0.00</td> <td>100</td> <td>303</td> <td>PEAK</td> </tr> <tr> <td>2</td> <td>5463.88</td> <td>51.37</td> <td>68.20</td> <td>-16.83</td> <td>40.37</td> <td>32.38</td> <td>13.39</td> <td>34.77</td> <td>0.00</td> <td>100</td> <td>303</td> <td>PEAK</td> </tr> </tbody> </table>	Peak	Freq	Level	Limit	Line Margin	Read Level	Ant Factor	Cable Loss	Preamp	Aux	APos	TPos	Remark		MHz	dBuV/m	dBuV/m	dB	dBuV	dB/m	dB	dB	dB	cm	deg		1	5419.03	53.05	74.00	-20.95	42.16	32.24	13.34	34.69	0.00	100	303	PEAK	2	5463.88	51.37	68.20	-16.83	40.37	32.38	13.39	34.77	0.00	100	303	PEAK
	Peak	Freq	Level	Limit	Line Margin	Read Level	Ant Factor	Cable Loss	Preamp	Aux	APos	TPos	Remark																																								
	MHz	dBuV/m	dBuV/m	dB	dBuV	dB/m	dB	dB	dB	cm	deg																																										
1	5419.03	53.05	74.00	-20.95	42.16	32.24	13.34	34.69	0.00	100	303	PEAK																																									
2	5463.88	51.37	68.20	-16.83	40.37	32.38	13.39	34.77	0.00	100	303	PEAK																																									
<p>Site : 03CH21-HY Condition: PEAK(UNII) 3m DRH18-E_LE2C03A18EN_240711 VERTICAL : RBW:1000.000kHz VBW:3000.000kHz SWT:Auto</p> <table border="1"> <thead> <tr> <th>Peak</th> <th>Freq</th> <th>Level</th> <th>Limit</th> <th>Line Margin</th> <th>Read Level</th> <th>Ant Factor</th> <th>Cable Loss</th> <th>Preamp</th> <th>Aux</th> <th>APos</th> <th>TPos</th> <th>Remark</th> </tr> <tr> <th></th> <th>MHz</th> <th>dBuV/m</th> <th>dBuV/m</th> <th>dB</th> <th>dBuV</th> <th>dB/m</th> <th>dB</th> <th>dB</th> <th>dB</th> <th>cm</th> <th>deg</th> <th></th> </tr> </thead> <tbody> <tr> <td>1</td> <td>5690.00</td> <td>113.27</td> <td>70.00</td> <td>43.27</td> <td>101.09</td> <td>33.52</td> <td>13.67</td> <td>35.01</td> <td>0.00</td> <td>100</td> <td>303</td> <td>PEAK</td> </tr> </tbody> </table>	Peak	Freq	Level	Limit	Line Margin	Read Level	Ant Factor	Cable Loss	Preamp	Aux	APos	TPos	Remark		MHz	dBuV/m	dBuV/m	dB	dBuV	dB/m	dB	dB	dB	cm	deg		1	5690.00	113.27	70.00	43.27	101.09	33.52	13.67	35.01	0.00	100	303	PEAK														
Peak	Freq	Level	Limit	Line Margin	Read Level	Ant Factor	Cable Loss	Preamp	Aux	APos	TPos	Remark																																									
	MHz	dBuV/m	dBuV/m	dB	dBuV	dB/m	dB	dB	dB	cm	deg																																										
1	5690.00	113.27	70.00	43.27	101.09	33.52	13.67	35.01	0.00	100	303	PEAK																																									
Avg	<p>Site : 03CH21-HY Condition: U-NII-182A AVERAGE 3m DRH18-E_LE2C03A18EN_240711 VERTICAL : RBW:1000.000kHz VBW:0.200kHz SWT:Auto</p> <table border="1"> <thead> <tr> <th>Peak</th> <th>Freq</th> <th>Level</th> <th>Limit</th> <th>Line Margin</th> <th>Read Level</th> <th>Ant Factor</th> <th>Cable Loss</th> <th>Preamp</th> <th>Aux</th> <th>APos</th> <th>TPos</th> <th>Remark</th> </tr> <tr> <th></th> <th>MHz</th> <th>dBuV/m</th> <th>dBuV/m</th> <th>dB</th> <th>dBuV</th> <th>dB/m</th> <th>dB</th> <th>dB</th> <th>dB</th> <th>cm</th> <th>deg</th> <th></th> </tr> </thead> <tbody> <tr> <td>1</td> <td>5459.59</td> <td>44.75</td> <td>54.00</td> <td>-9.25</td> <td>33.76</td> <td>32.36</td> <td>13.39</td> <td>34.76</td> <td>0.00</td> <td>100</td> <td>303</td> <td>AVERAGE</td> </tr> </tbody> </table>	Peak	Freq	Level	Limit	Line Margin	Read Level	Ant Factor	Cable Loss	Preamp	Aux	APos	TPos	Remark		MHz	dBuV/m	dBuV/m	dB	dBuV	dB/m	dB	dB	dB	cm	deg		1	5459.59	44.75	54.00	-9.25	33.76	32.36	13.39	34.76	0.00	100	303	AVERAGE													
	Peak	Freq	Level	Limit	Line Margin	Read Level	Ant Factor	Cable Loss	Preamp	Aux	APos	TPos	Remark																																								
	MHz	dBuV/m	dBuV/m	dB	dBuV	dB/m	dB	dB	dB	cm	deg																																										
1	5459.59	44.75	54.00	-9.25	33.76	32.36	13.39	34.76	0.00	100	303	AVERAGE																																									
<p>Site : 03CH21-HY Condition: AVG_54 3m DRH18-E_LE2C03A18EN_240711 VERTICAL : RBW:1000.000kHz VBW:0.200kHz SWT:Auto</p> <table border="1"> <thead> <tr> <th>Peak</th> <th>Freq</th> <th>Level</th> <th>Limit</th> <th>Line Margin</th> <th>Read Level</th> <th>Ant Factor</th> <th>Cable Loss</th> <th>Preamp</th> <th>Aux</th> <th>APos</th> <th>TPos</th> <th>Remark</th> </tr> <tr> <th></th> <th>MHz</th> <th>dBuV/m</th> <th>dBuV/m</th> <th>dB</th> <th>dBuV</th> <th>dB/m</th> <th>dB</th> <th>dB</th> <th>dB</th> <th>cm</th> <th>deg</th> <th></th> </tr> </thead> <tbody> <tr> <td>1</td> <td>5690.00</td> <td>107.19</td> <td>54.00</td> <td>53.19</td> <td>95.01</td> <td>33.52</td> <td>13.67</td> <td>35.01</td> <td>0.00</td> <td>100</td> <td>303</td> <td>AVERAGE</td> </tr> </tbody> </table>	Peak	Freq	Level	Limit	Line Margin	Read Level	Ant Factor	Cable Loss	Preamp	Aux	APos	TPos	Remark		MHz	dBuV/m	dBuV/m	dB	dBuV	dB/m	dB	dB	dB	cm	deg		1	5690.00	107.19	54.00	53.19	95.01	33.52	13.67	35.01	0.00	100	303	AVERAGE														
Peak	Freq	Level	Limit	Line Margin	Read Level	Ant Factor	Cable Loss	Preamp	Aux	APos	TPos	Remark																																									
	MHz	dBuV/m	dBuV/m	dB	dBuV	dB/m	dB	dB	dB	cm	deg																																										
1	5690.00	107.19	54.00	53.19	95.01	33.52	13.67	35.01	0.00	100	303	AVERAGE																																									



Mode	53																																									
	Band Edge - R																																									
	U-NII-2C_5.47-5.725_802.11ac VHT80_CH138_5690MHz																																									
ANT	1+2																																									
Pol.	Vertical	Fundamental																																								
Peak	<p>Site : 03CH21-HY Condition: STRADDLES U-NII-1&2A 3m DRH18-E_LE2C03A18EH_240711 VERTICAL : RBW:1000.000kHz VBW:3000.000kHz SMT:Auto</p> <table border="1"> <thead> <tr> <th>Limit</th> <th>Read</th> <th>Ant</th> <th>Cable</th> <th>Preamp</th> <th>Aux</th> <th>APos</th> <th>TPos</th> <th>Remark</th> </tr> <tr> <th>Freq</th> <th>Level</th> <th>Line Margin</th> <th>Level Factor</th> <th>Loss Factor</th> <th>Factor</th> <th></th> <th></th> <th></th> </tr> <tr> <th>MHz</th> <th>dBuV/m</th> <th>dBuV/m</th> <th>dB</th> <th>dBuV</th> <th>dB/m</th> <th>dB</th> <th>dB</th> <th>cm</th> <th>deg</th> </tr> </thead> <tbody> <tr> <td>1 5868.70</td> <td>53.77</td> <td>68.20</td> <td>-14.43</td> <td>41.35</td> <td>33.70</td> <td>13.87</td> <td>35.15</td> <td>0.00</td> <td>100</td> <td>303</td> <td>PEAK</td> </tr> </tbody> </table>	Limit	Read	Ant	Cable	Preamp	Aux	APos	TPos	Remark	Freq	Level	Line Margin	Level Factor	Loss Factor	Factor				MHz	dBuV/m	dBuV/m	dB	dBuV	dB/m	dB	dB	cm	deg	1 5868.70	53.77	68.20	-14.43	41.35	33.70	13.87	35.15	0.00	100	303	PEAK	Blank
Limit	Read	Ant	Cable	Preamp	Aux	APos	TPos	Remark																																		
Freq	Level	Line Margin	Level Factor	Loss Factor	Factor																																					
MHz	dBuV/m	dBuV/m	dB	dBuV	dB/m	dB	dB	cm	deg																																	
1 5868.70	53.77	68.20	-14.43	41.35	33.70	13.87	35.15	0.00	100	303	PEAK																															



54																																					
Mode	Band Edge - L																																				
U-NII-2C_5.47-5.725_802.11ax HE80_CH106_5530MHz																																					
ANT	1+2																																				
Pol.	Horizontal																																				
Peak	 <p>Level (dBuV/m) vs Frequency (MHz) plot showing a peak at 5458 MHz. The y-axis ranges from 0 to 140 dBuV/m, and the x-axis ranges from 5350 to 5530 MHz. A red limit line is at 70.0 dBuV/m. Two peaks are marked with '1' and '2'.</p> <p>Site : 03CH21-HY Condition: PEAK_BE(UNII)_B3 3m DRH18-E_LE2C03A18EN_240711 HORIZONTAL : RBW:1000.000kHz VBW:3000.000kHz SWT:Auto</p> <table border="1"> <thead> <tr> <th>Peak</th> <th>Freq (MHz)</th> <th>Level (dBuV/m)</th> <th>Line Margin (dB)</th> <th>Read Level (dBuV/m)</th> <th>Ant Factor (dB)</th> <th>Cable Loss (dB)</th> <th>Preamp Gain (dB)</th> <th>Aux Loss (dB)</th> <th>APos (cm)</th> <th>TPos (deg)</th> <th>Remark</th> </tr> </thead> <tbody> <tr> <td>1</td> <td>5456.56</td> <td>50.98</td> <td>74.00</td> <td>-23.02</td> <td>40.01</td> <td>32.34</td> <td>13.39</td> <td>34.76</td> <td>0.00</td> <td>100</td> <td>329 PEAK</td> </tr> <tr> <td>2</td> <td>5469.16</td> <td>51.82</td> <td>68.20</td> <td>-16.38</td> <td>40.79</td> <td>32.41</td> <td>13.40</td> <td>34.78</td> <td>0.00</td> <td>100</td> <td>329 PEAK</td> </tr> </tbody> </table>	Peak	Freq (MHz)	Level (dBuV/m)	Line Margin (dB)	Read Level (dBuV/m)	Ant Factor (dB)	Cable Loss (dB)	Preamp Gain (dB)	Aux Loss (dB)	APos (cm)	TPos (deg)	Remark	1	5456.56	50.98	74.00	-23.02	40.01	32.34	13.39	34.76	0.00	100	329 PEAK	2	5469.16	51.82	68.20	-16.38	40.79	32.41	13.40	34.78	0.00	100	329 PEAK
	Peak	Freq (MHz)	Level (dBuV/m)	Line Margin (dB)	Read Level (dBuV/m)	Ant Factor (dB)	Cable Loss (dB)	Preamp Gain (dB)	Aux Loss (dB)	APos (cm)	TPos (deg)	Remark																									
1	5456.56	50.98	74.00	-23.02	40.01	32.34	13.39	34.76	0.00	100	329 PEAK																										
2	5469.16	51.82	68.20	-16.38	40.79	32.41	13.40	34.78	0.00	100	329 PEAK																										
 <p>Level (dBuV/m) vs Frequency (MHz) plot showing a peak at 5530 MHz. The y-axis ranges from 0 to 140 dBuV/m, and the x-axis ranges from 1000 to 7000 MHz. A red limit line is at 70.0 dBuV/m. A peak is marked with 'PEAK(UNII)'.</p> <p>Site : 03CH21-HY Condition: PEAK(UNII) 3m DRH18-E_LE2C03A18EN_240711 HORIZONTAL : RBW:1000.000kHz VBW:3000.000kHz SWT:Auto</p> <table border="1"> <thead> <tr> <th>Peak</th> <th>Freq (MHz)</th> <th>Level (dBuV/m)</th> <th>Line Margin (dB)</th> <th>Read Level (dBuV/m)</th> <th>Ant Factor (dB)</th> <th>Cable Loss (dB)</th> <th>Preamp Gain (dB)</th> <th>Aux Loss (dB)</th> <th>APos (cm)</th> <th>TPos (deg)</th> <th>Remark</th> </tr> </thead> <tbody> <tr> <td>1</td> <td>5530.00</td> <td>103.75</td> <td>-----</td> <td>92.49</td> <td>32.65</td> <td>13.45</td> <td>34.84</td> <td>0.00</td> <td>100</td> <td>329</td> <td>PEAK</td> </tr> </tbody> </table>	Peak	Freq (MHz)	Level (dBuV/m)	Line Margin (dB)	Read Level (dBuV/m)	Ant Factor (dB)	Cable Loss (dB)	Preamp Gain (dB)	Aux Loss (dB)	APos (cm)	TPos (deg)	Remark	1	5530.00	103.75	-----	92.49	32.65	13.45	34.84	0.00	100	329	PEAK													
Peak	Freq (MHz)	Level (dBuV/m)	Line Margin (dB)	Read Level (dBuV/m)	Ant Factor (dB)	Cable Loss (dB)	Preamp Gain (dB)	Aux Loss (dB)	APos (cm)	TPos (deg)	Remark																										
1	5530.00	103.75	-----	92.49	32.65	13.45	34.84	0.00	100	329	PEAK																										
Avg	 <p>Level (dBuV/m) vs Frequency (MHz) plot showing an average level at 5452 MHz. The y-axis ranges from 0 to 140 dBuV/m, and the x-axis ranges from 5350 to 5530 MHz. A red limit line is at 54.00 dBuV/m. A peak is marked with '1'.</p> <p>Site : 03CH21-HY Condition: AVG_BE(UNII)_B3 3m DRH18-E_LE2C03A18EN_240711 HORIZONTAL : RBW:1000.000kHz VBW:0.200kHz SWT:Auto</p> <table border="1"> <thead> <tr> <th>Peak</th> <th>Freq (MHz)</th> <th>Level (dBuV/m)</th> <th>Line Margin (dB)</th> <th>Read Level (dBuV/m)</th> <th>Ant Factor (dB)</th> <th>Cable Loss (dB)</th> <th>Preamp Gain (dB)</th> <th>Aux Loss (dB)</th> <th>APos (cm)</th> <th>TPos (deg)</th> <th>Remark</th> </tr> </thead> <tbody> <tr> <td>1</td> <td>5452.24</td> <td>43.24</td> <td>54.00</td> <td>-10.76</td> <td>32.30</td> <td>32.31</td> <td>13.38</td> <td>34.75</td> <td>0.00</td> <td>100</td> <td>329 AVERAGE</td> </tr> </tbody> </table>	Peak	Freq (MHz)	Level (dBuV/m)	Line Margin (dB)	Read Level (dBuV/m)	Ant Factor (dB)	Cable Loss (dB)	Preamp Gain (dB)	Aux Loss (dB)	APos (cm)	TPos (deg)	Remark	1	5452.24	43.24	54.00	-10.76	32.30	32.31	13.38	34.75	0.00	100	329 AVERAGE												
	Peak	Freq (MHz)	Level (dBuV/m)	Line Margin (dB)	Read Level (dBuV/m)	Ant Factor (dB)	Cable Loss (dB)	Preamp Gain (dB)	Aux Loss (dB)	APos (cm)	TPos (deg)	Remark																									
1	5452.24	43.24	54.00	-10.76	32.30	32.31	13.38	34.75	0.00	100	329 AVERAGE																										
 <p>Level (dBuV/m) vs Frequency (MHz) plot showing an average level at 5530 MHz. The y-axis ranges from 0 to 140 dBuV/m, and the x-axis ranges from 1000 to 7000 MHz. A red limit line is at 54.00 dBuV/m. A peak is marked with 'AVG_54'.</p> <p>Site : 03CH21-HY Condition: AVG_54 3m DRH18-E_LE2C03A18EN_240711 HORIZONTAL : RBW:1000.000kHz VBW:0.200kHz SWT:Auto</p> <table border="1"> <thead> <tr> <th>Peak</th> <th>Freq (MHz)</th> <th>Level (dBuV/m)</th> <th>Line Margin (dB)</th> <th>Read Level (dBuV/m)</th> <th>Ant Factor (dB)</th> <th>Cable Loss (dB)</th> <th>Preamp Gain (dB)</th> <th>Aux Loss (dB)</th> <th>APos (cm)</th> <th>TPos (deg)</th> <th>Remark</th> </tr> </thead> <tbody> <tr> <td>1</td> <td>5530.00</td> <td>96.24</td> <td>-----</td> <td>84.88</td> <td>32.74</td> <td>13.48</td> <td>34.86</td> <td>0.00</td> <td>100</td> <td>329</td> <td>AVERAGE</td> </tr> </tbody> </table>	Peak	Freq (MHz)	Level (dBuV/m)	Line Margin (dB)	Read Level (dBuV/m)	Ant Factor (dB)	Cable Loss (dB)	Preamp Gain (dB)	Aux Loss (dB)	APos (cm)	TPos (deg)	Remark	1	5530.00	96.24	-----	84.88	32.74	13.48	34.86	0.00	100	329	AVERAGE													
Peak	Freq (MHz)	Level (dBuV/m)	Line Margin (dB)	Read Level (dBuV/m)	Ant Factor (dB)	Cable Loss (dB)	Preamp Gain (dB)	Aux Loss (dB)	APos (cm)	TPos (deg)	Remark																										
1	5530.00	96.24	-----	84.88	32.74	13.48	34.86	0.00	100	329	AVERAGE																										



Mode	54																																										
	Band Edge - R																																										
	U-NII-2C_5.47-5.725_802.11ax HE80_CH106_5530MHz																																										
ANT	1+2																																										
Pol.	Horizontal	Fundamental																																									
Peak	<p>Site : 03CH21-HY Condition: PEAK_BE(UNII)_B3 3m DRH18-E_LE2C03A18EN_240711 HORIZONTAL : RBW:1000.000kHz VBW:3000.000kHz SMT:Auto</p> <table border="1"> <thead> <tr> <th>Limit</th> <th>Read</th> <th>Ant</th> <th>Cable</th> <th>Preamp</th> <th>Aux</th> <th>APos</th> <th>TPos</th> <th>Remark</th> </tr> <tr> <th>Freq</th> <th>Level</th> <th>Line Margin</th> <th>Level Factor</th> <th>Loss Factor</th> <th>Factor</th> <th></th> <th></th> <th></th> </tr> <tr> <th>MHz</th> <th>dBuV/m</th> <th>dBuV/m</th> <th>dB</th> <th>dBuV</th> <th>dB/m</th> <th>dB</th> <th>dB</th> <th>cm</th> <th>deg</th> </tr> </thead> <tbody> <tr> <td>1</td> <td>5730.93</td> <td>49.94</td> <td>68.20</td> <td>-18.26</td> <td>37.64</td> <td>33.62</td> <td>13.71</td> <td>35.03</td> <td>0.00</td> <td>100</td> <td>329</td> <td>PEAK</td> </tr> </tbody> </table>	Limit	Read	Ant	Cable	Preamp	Aux	APos	TPos	Remark	Freq	Level	Line Margin	Level Factor	Loss Factor	Factor				MHz	dBuV/m	dBuV/m	dB	dBuV	dB/m	dB	dB	cm	deg	1	5730.93	49.94	68.20	-18.26	37.64	33.62	13.71	35.03	0.00	100	329	PEAK	Blank
Limit	Read	Ant	Cable	Preamp	Aux	APos	TPos	Remark																																			
Freq	Level	Line Margin	Level Factor	Loss Factor	Factor																																						
MHz	dBuV/m	dBuV/m	dB	dBuV	dB/m	dB	dB	cm	deg																																		
1	5730.93	49.94	68.20	-18.26	37.64	33.62	13.71	35.03	0.00	100	329	PEAK																															



		54																																																																																											
Mode	Band Edge - L																																																																																												
	U-NII-2C_5.47-5.725_802.11ax HE80_CH106_5530MHz																																																																																												
ANT	1+2																																																																																												
Pol.	Vertical	Fundamental																																																																																											
Peak	<p>Site : 03CH21-HY Condition: PEAK_BE(UNII)_B3 3m DRH18-E_LE2C03A18EN_240711 VERTICAL : RBW:1000.000kHz VBW:3000.000kHz SMT:Auto</p> <table border="1"> <thead> <tr> <th>Peak</th> <th>Freq</th> <th>Level</th> <th>Limit</th> <th>Line Margin</th> <th>Read Level</th> <th>Ant Factor</th> <th>Cable Loss</th> <th>Preamp</th> <th>Aux</th> <th>APos</th> <th>TPos</th> <th>Remark</th> </tr> <tr> <th></th> <th>MHz</th> <th>dBuV/m</th> <th>dBuV/m</th> <th>dB</th> <th>dBuV</th> <th>dB/m</th> <th>dB</th> <th>dB</th> <th>dB</th> <th>cm</th> <th>deg</th> <th></th> </tr> </thead> <tbody> <tr> <td>1</td> <td>5456.02</td> <td>56.09</td> <td>74.00</td> <td>-17.91</td> <td>45.12</td> <td>32.34</td> <td>13.38</td> <td>34.75</td> <td>0.00</td> <td>109</td> <td>301</td> <td>PEAK</td> </tr> <tr> <td>2</td> <td>5465.38</td> <td>58.73</td> <td>68.20</td> <td>-9.47</td> <td>47.71</td> <td>32.39</td> <td>13.40</td> <td>34.77</td> <td>0.00</td> <td>109</td> <td>301</td> <td>PEAK</td> </tr> </tbody> </table>	Peak	Freq	Level	Limit	Line Margin	Read Level	Ant Factor	Cable Loss	Preamp	Aux	APos	TPos	Remark		MHz	dBuV/m	dBuV/m	dB	dBuV	dB/m	dB	dB	dB	cm	deg		1	5456.02	56.09	74.00	-17.91	45.12	32.34	13.38	34.75	0.00	109	301	PEAK	2	5465.38	58.73	68.20	-9.47	47.71	32.39	13.40	34.77	0.00	109	301	PEAK	<p>Site : 03CH21-HY Condition: PEAK(UNII) 3m DRH18-E_LE2C03A18EN_240711 VERTICAL : RBW:1000.000kHz VBW:3000.000kHz SMT:Auto</p> <table border="1"> <thead> <tr> <th>Peak</th> <th>Freq</th> <th>Level</th> <th>Limit</th> <th>Line Margin</th> <th>Read Level</th> <th>Ant Factor</th> <th>Cable Loss</th> <th>Preamp</th> <th>Aux</th> <th>APos</th> <th>TPos</th> <th>Remark</th> </tr> <tr> <th></th> <th>MHz</th> <th>dBuV/m</th> <th>dBuV/m</th> <th>dB</th> <th>dBuV</th> <th>dB/m</th> <th>dB</th> <th>dB</th> <th>dB</th> <th>cm</th> <th>deg</th> <th></th> </tr> </thead> <tbody> <tr> <td>1</td> <td>5530.00</td> <td>112.16</td> <td>70.00</td> <td>42.16</td> <td>100.80</td> <td>32.74</td> <td>13.48</td> <td>34.86</td> <td>0.00</td> <td>109</td> <td>301</td> <td>PEAK</td> </tr> </tbody> </table>	Peak	Freq	Level	Limit	Line Margin	Read Level	Ant Factor	Cable Loss	Preamp	Aux	APos	TPos	Remark		MHz	dBuV/m	dBuV/m	dB	dBuV	dB/m	dB	dB	dB	cm	deg		1	5530.00	112.16	70.00	42.16	100.80	32.74	13.48	34.86	0.00	109	301	PEAK
	Peak	Freq	Level	Limit	Line Margin	Read Level	Ant Factor	Cable Loss	Preamp	Aux	APos	TPos	Remark																																																																																
	MHz	dBuV/m	dBuV/m	dB	dBuV	dB/m	dB	dB	dB	cm	deg																																																																																		
1	5456.02	56.09	74.00	-17.91	45.12	32.34	13.38	34.75	0.00	109	301	PEAK																																																																																	
2	5465.38	58.73	68.20	-9.47	47.71	32.39	13.40	34.77	0.00	109	301	PEAK																																																																																	
Peak	Freq	Level	Limit	Line Margin	Read Level	Ant Factor	Cable Loss	Preamp	Aux	APos	TPos	Remark																																																																																	
	MHz	dBuV/m	dBuV/m	dB	dBuV	dB/m	dB	dB	dB	cm	deg																																																																																		
1	5530.00	112.16	70.00	42.16	100.80	32.74	13.48	34.86	0.00	109	301	PEAK																																																																																	
Avg	<p>Site : 03CH21-HY Condition: AVG_BE(UNII)_B3 3m DRH18-E_LE2C03A18EN_240711 VERTICAL : RBW:1000.000kHz VBW:0.200kHz SMT:Auto</p> <table border="1"> <thead> <tr> <th>Peak</th> <th>Freq</th> <th>Level</th> <th>Limit</th> <th>Line Margin</th> <th>Read Level</th> <th>Ant Factor</th> <th>Cable Loss</th> <th>Preamp</th> <th>Aux</th> <th>APos</th> <th>TPos</th> <th>Remark</th> </tr> <tr> <th></th> <th>MHz</th> <th>dBuV/m</th> <th>dBuV/m</th> <th>dB</th> <th>dBuV</th> <th>dB/m</th> <th>dB</th> <th>dB</th> <th>dB</th> <th>cm</th> <th>deg</th> <th></th> </tr> </thead> <tbody> <tr> <td>1</td> <td>5454.04</td> <td>50.23</td> <td>54.00</td> <td>-3.77</td> <td>39.28</td> <td>32.32</td> <td>13.38</td> <td>34.75</td> <td>0.00</td> <td>109</td> <td>301</td> <td>AVERAGE</td> </tr> </tbody> </table>	Peak	Freq	Level	Limit	Line Margin	Read Level	Ant Factor	Cable Loss	Preamp	Aux	APos	TPos	Remark		MHz	dBuV/m	dBuV/m	dB	dBuV	dB/m	dB	dB	dB	cm	deg		1	5454.04	50.23	54.00	-3.77	39.28	32.32	13.38	34.75	0.00	109	301	AVERAGE	<p>Site : 03CH21-HY Condition: AVG_54 3m DRH18-E_LE2C03A18EN_240711 VERTICAL : RBW:1000.000kHz VBW:0.200kHz SMT:Auto</p> <table border="1"> <thead> <tr> <th>Peak</th> <th>Freq</th> <th>Level</th> <th>Limit</th> <th>Line Margin</th> <th>Read Level</th> <th>Ant Factor</th> <th>Cable Loss</th> <th>Preamp</th> <th>Aux</th> <th>APos</th> <th>TPos</th> <th>Remark</th> </tr> <tr> <th></th> <th>MHz</th> <th>dBuV/m</th> <th>dBuV/m</th> <th>dB</th> <th>dBuV</th> <th>dB/m</th> <th>dB</th> <th>dB</th> <th>dB</th> <th>cm</th> <th>deg</th> <th></th> </tr> </thead> <tbody> <tr> <td>1</td> <td>5530.00</td> <td>104.68</td> <td>52.50</td> <td>52.18</td> <td>93.32</td> <td>32.74</td> <td>13.48</td> <td>34.86</td> <td>0.00</td> <td>109</td> <td>301</td> <td>AVERAGE</td> </tr> </tbody> </table>	Peak	Freq	Level	Limit	Line Margin	Read Level	Ant Factor	Cable Loss	Preamp	Aux	APos	TPos	Remark		MHz	dBuV/m	dBuV/m	dB	dBuV	dB/m	dB	dB	dB	cm	deg		1	5530.00	104.68	52.50	52.18	93.32	32.74	13.48	34.86	0.00	109	301	AVERAGE													
	Peak	Freq	Level	Limit	Line Margin	Read Level	Ant Factor	Cable Loss	Preamp	Aux	APos	TPos	Remark																																																																																
	MHz	dBuV/m	dBuV/m	dB	dBuV	dB/m	dB	dB	dB	cm	deg																																																																																		
1	5454.04	50.23	54.00	-3.77	39.28	32.32	13.38	34.75	0.00	109	301	AVERAGE																																																																																	
Peak	Freq	Level	Limit	Line Margin	Read Level	Ant Factor	Cable Loss	Preamp	Aux	APos	TPos	Remark																																																																																	
	MHz	dBuV/m	dBuV/m	dB	dBuV	dB/m	dB	dB	dB	cm	deg																																																																																		
1	5530.00	104.68	52.50	52.18	93.32	32.74	13.48	34.86	0.00	109	301	AVERAGE																																																																																	



Mode	54																																										
	Band Edge - R																																										
	U-NII-2C_5.47-5.725_802.11ax HE80_CH106_5530MHz																																										
ANT	1+2																																										
Pol.	Vertical	Fundamental																																									
Peak	<p>Site : 03CH21-HY Condition: PEAK_BE(UNII)_B3 3m DRH18-E_LE2C03A18EN_240711 VERTICAL : RBW:1000.000kHz VBW:3000.000kHz SMT:Auto</p> <table border="1"> <thead> <tr> <th>Limit</th> <th>Read</th> <th>Ant</th> <th>Cable</th> <th>Preamp</th> <th>Aux</th> <th>APos</th> <th>TPos</th> <th></th> </tr> <tr> <th>Freq</th> <th>Level</th> <th>Line Margin</th> <th>Level Factor</th> <th>Loss Factor</th> <th>Factor</th> <th></th> <th></th> <th>Remark</th> </tr> <tr> <th>MHz</th> <th>dBuV/m</th> <th>dBuV/m</th> <th>dB</th> <th>dBuV</th> <th>dB/m</th> <th>dB</th> <th>dB</th> <th>cm</th> <th>deg</th> </tr> </thead> <tbody> <tr> <td>1</td> <td>5737.51</td> <td>51.91</td> <td>68.20</td> <td>-16.29</td> <td>39.57</td> <td>33.65</td> <td>13.72</td> <td>35.03</td> <td>0.00</td> <td>109</td> <td>301</td> <td>PEAK</td> </tr> </tbody> </table>	Limit	Read	Ant	Cable	Preamp	Aux	APos	TPos		Freq	Level	Line Margin	Level Factor	Loss Factor	Factor			Remark	MHz	dBuV/m	dBuV/m	dB	dBuV	dB/m	dB	dB	cm	deg	1	5737.51	51.91	68.20	-16.29	39.57	33.65	13.72	35.03	0.00	109	301	PEAK	Blank
Limit	Read	Ant	Cable	Preamp	Aux	APos	TPos																																				
Freq	Level	Line Margin	Level Factor	Loss Factor	Factor			Remark																																			
MHz	dBuV/m	dBuV/m	dB	dBuV	dB/m	dB	dB	cm	deg																																		
1	5737.51	51.91	68.20	-16.29	39.57	33.65	13.72	35.03	0.00	109	301	PEAK																															

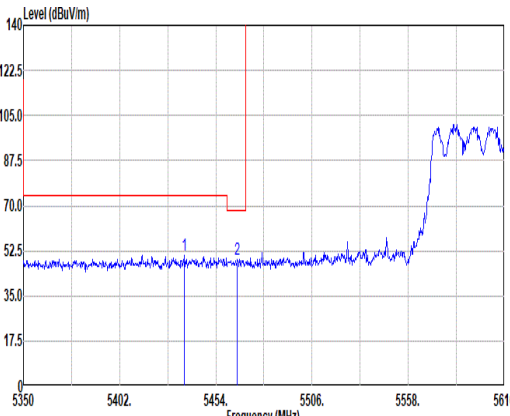
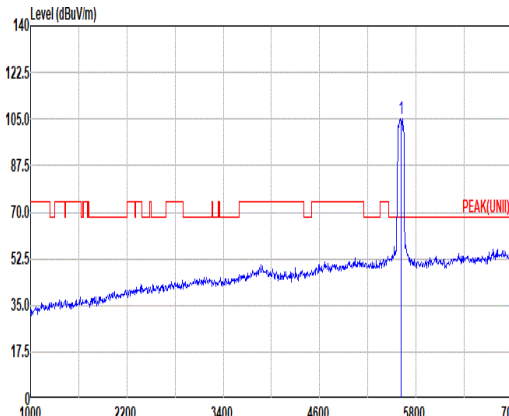
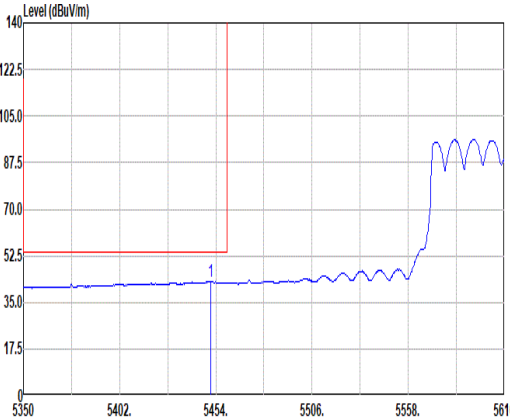
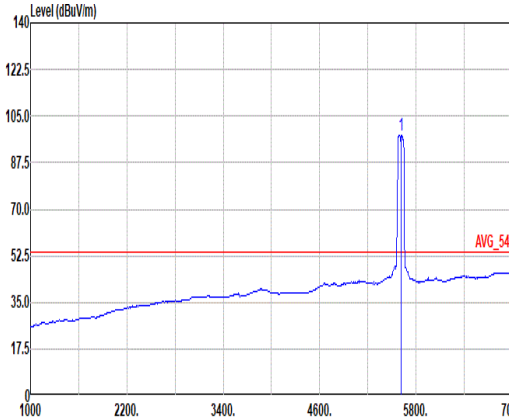


Mode	54																																																																																																																																							
	Harmonic																																																																																																																																							
	U-NII-2C_5.47-5.725_802.11ax HE80_CH106_5530MHz																																																																																																																																							
ANT	1+2																																																																																																																																							
Pol.	Horizontal	Vertical																																																																																																																																						
Peak Avg	<p>Site : 03CH21-HY Condition: PEAK(UNII) 3m DRH18-E_LE2C03A18EN_240711 HORIZONTAL</p> <table border="1"> <thead> <tr> <th>Limit</th> <th>Read</th> <th>Ant</th> <th>Cable</th> <th>Preamp</th> <th>Aux</th> <th>APos</th> <th>TPos</th> <th>Remark</th> </tr> <tr> <th>Freq</th> <th>Level</th> <th>Line Margin</th> <th>Level</th> <th>Factor</th> <th>Loss Factor</th> <th>Factor</th> <th></th> <th></th> </tr> <tr> <th>MHz</th> <th>dBuV/m</th> <th>dBuV/m</th> <th>dB</th> <th>dBuV</th> <th>dB/m</th> <th>dB</th> <th>dB</th> <th>cm</th> <th>deg</th> </tr> </thead> <tbody> <tr> <td>1</td> <td>11060.00</td> <td>51.17</td> <td>74.00</td> <td>-22.83</td> <td>34.12</td> <td>37.82</td> <td>19.10</td> <td>40.31</td> <td>0.44</td> <td>111</td> <td>250</td> <td>PEAK</td> </tr> <tr> <td>2</td> <td>11060.00</td> <td>42.86</td> <td>54.00</td> <td>-11.14</td> <td>25.81</td> <td>37.82</td> <td>19.10</td> <td>40.31</td> <td>0.44</td> <td>111</td> <td>250</td> <td>AVERAGE</td> </tr> <tr> <td>3</td> <td>16590.00</td> <td>52.97</td> <td>68.20</td> <td>-15.23</td> <td>35.25</td> <td>40.42</td> <td>23.55</td> <td>46.70</td> <td>0.45</td> <td>--</td> <td>--</td> <td>PEAK</td> </tr> </tbody> </table>	Limit	Read	Ant	Cable	Preamp	Aux	APos	TPos	Remark	Freq	Level	Line Margin	Level	Factor	Loss Factor	Factor			MHz	dBuV/m	dBuV/m	dB	dBuV	dB/m	dB	dB	cm	deg	1	11060.00	51.17	74.00	-22.83	34.12	37.82	19.10	40.31	0.44	111	250	PEAK	2	11060.00	42.86	54.00	-11.14	25.81	37.82	19.10	40.31	0.44	111	250	AVERAGE	3	16590.00	52.97	68.20	-15.23	35.25	40.42	23.55	46.70	0.45	--	--	PEAK	<p>Site : 03CH21-HY Condition: PEAK(UNII) 3m DRH18-E_LE2C03A18EN_240711 VERTICAL</p> <table border="1"> <thead> <tr> <th>Limit</th> <th>Read</th> <th>Ant</th> <th>Cable</th> <th>Preamp</th> <th>Aux</th> <th>APos</th> <th>TPos</th> <th>Remark</th> </tr> <tr> <th>Freq</th> <th>Level</th> <th>Line Margin</th> <th>Level</th> <th>Factor</th> <th>Loss Factor</th> <th>Factor</th> <th></th> <th></th> </tr> <tr> <th>MHz</th> <th>dBuV/m</th> <th>dBuV/m</th> <th>dB</th> <th>dBuV</th> <th>dB/m</th> <th>dB</th> <th>dB</th> <th>cm</th> <th>deg</th> </tr> </thead> <tbody> <tr> <td>1</td> <td>11060.00</td> <td>52.90</td> <td>74.00</td> <td>-21.10</td> <td>35.85</td> <td>37.82</td> <td>19.10</td> <td>40.31</td> <td>0.44</td> <td>103</td> <td>208</td> <td>PEAK</td> </tr> <tr> <td>2</td> <td>11060.00</td> <td>44.18</td> <td>54.00</td> <td>-9.82</td> <td>27.13</td> <td>37.82</td> <td>19.10</td> <td>40.31</td> <td>0.44</td> <td>103</td> <td>208</td> <td>AVERAGE</td> </tr> <tr> <td>3</td> <td>16590.00</td> <td>52.74</td> <td>68.20</td> <td>-15.46</td> <td>35.02</td> <td>40.42</td> <td>23.55</td> <td>46.70</td> <td>0.45</td> <td>--</td> <td>--</td> <td>PEAK</td> </tr> </tbody> </table>	Limit	Read	Ant	Cable	Preamp	Aux	APos	TPos	Remark	Freq	Level	Line Margin	Level	Factor	Loss Factor	Factor			MHz	dBuV/m	dBuV/m	dB	dBuV	dB/m	dB	dB	cm	deg	1	11060.00	52.90	74.00	-21.10	35.85	37.82	19.10	40.31	0.44	103	208	PEAK	2	11060.00	44.18	54.00	-9.82	27.13	37.82	19.10	40.31	0.44	103	208	AVERAGE	3	16590.00	52.74	68.20	-15.46	35.02	40.42	23.55	46.70	0.45	--	--	PEAK
	Limit	Read	Ant	Cable	Preamp	Aux	APos	TPos	Remark																																																																																																																															
Freq	Level	Line Margin	Level	Factor	Loss Factor	Factor																																																																																																																																		
MHz	dBuV/m	dBuV/m	dB	dBuV	dB/m	dB	dB	cm	deg																																																																																																																															
1	11060.00	51.17	74.00	-22.83	34.12	37.82	19.10	40.31	0.44	111	250	PEAK																																																																																																																												
2	11060.00	42.86	54.00	-11.14	25.81	37.82	19.10	40.31	0.44	111	250	AVERAGE																																																																																																																												
3	16590.00	52.97	68.20	-15.23	35.25	40.42	23.55	46.70	0.45	--	--	PEAK																																																																																																																												
Limit	Read	Ant	Cable	Preamp	Aux	APos	TPos	Remark																																																																																																																																
Freq	Level	Line Margin	Level	Factor	Loss Factor	Factor																																																																																																																																		
MHz	dBuV/m	dBuV/m	dB	dBuV	dB/m	dB	dB	cm	deg																																																																																																																															
1	11060.00	52.90	74.00	-21.10	35.85	37.82	19.10	40.31	0.44	103	208	PEAK																																																																																																																												
2	11060.00	44.18	54.00	-9.82	27.13	37.82	19.10	40.31	0.44	103	208	AVERAGE																																																																																																																												
3	16590.00	52.74	68.20	-15.46	35.02	40.42	23.55	46.70	0.45	--	--	PEAK																																																																																																																												



Mode	54	
	Harmonic	
	U-NII-2C_5.47-5.725_802.11ax HE80_CH106_5530MHz	
ANT	1+2	
Pol.	Horizontal	Vertical
10.6G ~18G Avg	<p>Site : 03CH21-HY Condition: AVG_54 3m DRH18-E_LE2C03A18EN_240711 HORIZONTAL</p>	<p>Site : 03CH21-HY Condition: AVG_54 3m DRH18-E_LE2C03A18EN_240711 VERTICAL</p>



		55																																																																																		
Mode	Band Edge - L																																																																																			
	U-NII-2C_5.47-5.725_802.11ax HE80_CH122_5610MHz																																																																																			
ANT	1+2																																																																																			
Pol.	Horizontal		Fundamental																																																																																	
Peak	 <p>Site : 03CH21-HY Condition: PEAK_BE(UNII)_B3 3m DRH18-E_LE2C03A18EN_240711 HORIZONTAL : RBW:1000.000kHz VBW:3000.000kHz SWT:Auto</p> <table border="1"> <thead> <tr> <th>Limit</th> <th>Read</th> <th>Ant</th> <th>Cable</th> <th>Preamp</th> <th>Aux</th> <th>APos</th> <th>TPos</th> <th>Remark</th> </tr> <tr> <th>Freq Level Line Margin</th> <th>Level Factor</th> <th>Loss Factor</th> <th>Loss Factor</th> <th>Factor</th> <th>Factor</th> <th>cm</th> <th>deg</th> <th></th> </tr> <tr> <th>MHz dBuV/m dB</th> <th>dB</th> <th>dB</th> <th>dB</th> <th>dB</th> <th>dB</th> <th>cm</th> <th>deg</th> <th></th> </tr> </thead> <tbody> <tr> <td>1 5436.84 50.67 74.00 -23.33</td> <td>39.76</td> <td>32.27</td> <td>13.36</td> <td>34.72</td> <td>0.00</td> <td>100</td> <td>331</td> <td>PEAK</td> </tr> <tr> <td>2 5465.70 49.28 68.20 -18.92</td> <td>38.26</td> <td>32.39</td> <td>13.40</td> <td>34.77</td> <td>0.00</td> <td>100</td> <td>331</td> <td>PEAK</td> </tr> </tbody> </table>		Limit	Read	Ant	Cable	Preamp	Aux	APos	TPos	Remark	Freq Level Line Margin	Level Factor	Loss Factor	Loss Factor	Factor	Factor	cm	deg		MHz dBuV/m dB	dB	dB	dB	dB	dB	cm	deg		1 5436.84 50.67 74.00 -23.33	39.76	32.27	13.36	34.72	0.00	100	331	PEAK	2 5465.70 49.28 68.20 -18.92	38.26	32.39	13.40	34.77	0.00	100	331	PEAK	 <p>Site : 03CH21-HY Condition: PEAK(UNII) 3m DRH18-E_LE2C03A18EN_240711 HORIZONTAL : RBW:1000.000kHz VBW:3000.000kHz SWT:Auto</p> <table border="1"> <thead> <tr> <th>Limit</th> <th>Read</th> <th>Ant</th> <th>Cable</th> <th>Preamp</th> <th>Aux</th> <th>APos</th> <th>TPos</th> <th>Remark</th> </tr> <tr> <th>Freq Level Line Margin</th> <th>Level Factor</th> <th>Loss Factor</th> <th>Loss Factor</th> <th>Factor</th> <th>Factor</th> <th>cm</th> <th>deg</th> <th></th> </tr> <tr> <th>MHz dBuV/m dB</th> <th>dB</th> <th>dB</th> <th>dB</th> <th>dB</th> <th>dB</th> <th>cm</th> <th>deg</th> <th></th> </tr> </thead> <tbody> <tr> <td>1 5610.00 105.13</td> <td>-----</td> <td>93.59</td> <td>32.91</td> <td>13.55</td> <td>34.92</td> <td>0.00</td> <td>100</td> <td>331 PEAK</td> </tr> </tbody> </table>	Limit	Read	Ant	Cable	Preamp	Aux	APos	TPos	Remark	Freq Level Line Margin	Level Factor	Loss Factor	Loss Factor	Factor	Factor	cm	deg		MHz dBuV/m dB	dB	dB	dB	dB	dB	cm	deg		1 5610.00 105.13	-----	93.59	32.91	13.55	34.92	0.00	100	331 PEAK
	Limit	Read	Ant	Cable	Preamp	Aux	APos	TPos	Remark																																																																											
Freq Level Line Margin	Level Factor	Loss Factor	Loss Factor	Factor	Factor	cm	deg																																																																													
MHz dBuV/m dB	dB	dB	dB	dB	dB	cm	deg																																																																													
1 5436.84 50.67 74.00 -23.33	39.76	32.27	13.36	34.72	0.00	100	331	PEAK																																																																												
2 5465.70 49.28 68.20 -18.92	38.26	32.39	13.40	34.77	0.00	100	331	PEAK																																																																												
Limit	Read	Ant	Cable	Preamp	Aux	APos	TPos	Remark																																																																												
Freq Level Line Margin	Level Factor	Loss Factor	Loss Factor	Factor	Factor	cm	deg																																																																													
MHz dBuV/m dB	dB	dB	dB	dB	dB	cm	deg																																																																													
1 5610.00 105.13	-----	93.59	32.91	13.55	34.92	0.00	100	331 PEAK																																																																												
Avg	 <p>Site : 03CH21-HY Condition: AVG_BE(UNII)_B3 3m DRH18-E_LE2C03A18EN_240711 HORIZONTAL : RBW:1000.000kHz VBW:0.200kHz SWT:Auto</p> <table border="1"> <thead> <tr> <th>Limit</th> <th>Read</th> <th>Ant</th> <th>Cable</th> <th>Preamp</th> <th>Aux</th> <th>APos</th> <th>TPos</th> <th>Remark</th> </tr> <tr> <th>Freq Level Line Margin</th> <th>Level Factor</th> <th>Loss Factor</th> <th>Loss Factor</th> <th>Factor</th> <th>Factor</th> <th>cm</th> <th>deg</th> <th></th> </tr> <tr> <th>MHz dBuV/m dB</th> <th>dB</th> <th>dB</th> <th>dB</th> <th>dB</th> <th>dB</th> <th>cm</th> <th>deg</th> <th></th> </tr> </thead> <tbody> <tr> <td>1 5451.40 42.70 54.00 -11.30</td> <td>31.76</td> <td>32.31</td> <td>13.38</td> <td>34.75</td> <td>0.00</td> <td>100</td> <td>331</td> <td>AVERAGE</td> </tr> </tbody> </table>		Limit	Read	Ant	Cable	Preamp	Aux	APos	TPos	Remark	Freq Level Line Margin	Level Factor	Loss Factor	Loss Factor	Factor	Factor	cm	deg		MHz dBuV/m dB	dB	dB	dB	dB	dB	cm	deg		1 5451.40 42.70 54.00 -11.30	31.76	32.31	13.38	34.75	0.00	100	331	AVERAGE	 <p>Site : 03CH21-HY Condition: AVG_54 3m DRH18-E_LE2C03A18EN_240711 HORIZONTAL : RBW:1000.000kHz VBW:0.200kHz SWT:Auto</p> <table border="1"> <thead> <tr> <th>Limit</th> <th>Read</th> <th>Ant</th> <th>Cable</th> <th>Preamp</th> <th>Aux</th> <th>APos</th> <th>TPos</th> <th>Remark</th> </tr> <tr> <th>Freq Level Line Margin</th> <th>Level Factor</th> <th>Loss Factor</th> <th>Loss Factor</th> <th>Factor</th> <th>Factor</th> <th>cm</th> <th>deg</th> <th></th> </tr> <tr> <th>MHz dBuV/m dB</th> <th>dB</th> <th>dB</th> <th>dB</th> <th>dB</th> <th>dB</th> <th>cm</th> <th>deg</th> <th></th> </tr> </thead> <tbody> <tr> <td>1 5610.00 97.86</td> <td>-----</td> <td>86.24</td> <td>32.98</td> <td>13.57</td> <td>34.93</td> <td>0.00</td> <td>100</td> <td>331 AVERAGE</td> </tr> </tbody> </table>	Limit	Read	Ant	Cable	Preamp	Aux	APos	TPos	Remark	Freq Level Line Margin	Level Factor	Loss Factor	Loss Factor	Factor	Factor	cm	deg		MHz dBuV/m dB	dB	dB	dB	dB	dB	cm	deg		1 5610.00 97.86	-----	86.24	32.98	13.57	34.93	0.00	100	331 AVERAGE									
	Limit	Read	Ant	Cable	Preamp	Aux	APos	TPos	Remark																																																																											
Freq Level Line Margin	Level Factor	Loss Factor	Loss Factor	Factor	Factor	cm	deg																																																																													
MHz dBuV/m dB	dB	dB	dB	dB	dB	cm	deg																																																																													
1 5451.40 42.70 54.00 -11.30	31.76	32.31	13.38	34.75	0.00	100	331	AVERAGE																																																																												
Limit	Read	Ant	Cable	Preamp	Aux	APos	TPos	Remark																																																																												
Freq Level Line Margin	Level Factor	Loss Factor	Loss Factor	Factor	Factor	cm	deg																																																																													
MHz dBuV/m dB	dB	dB	dB	dB	dB	cm	deg																																																																													
1 5610.00 97.86	-----	86.24	32.98	13.57	34.93	0.00	100	331 AVERAGE																																																																												



Mode	55																																										
	Band Edge - R																																										
	U-NII-2C_5.47-5.725_802.11ax HE80_CH122_5610MHz																																										
ANT	1+2																																										
Pol.	Horizontal	Fundamental																																									
Peak	<p>Site : 03CH21-HY Condition: PEAK_BE(UNII)_B3 3m DRH18-E_LE2C03A18EN_240711 HORIZONTAL : RBW:1000.000kHz VBW:3000.000kHz SMT:Auto</p> <table border="1"> <thead> <tr> <th>Limit</th> <th>Read</th> <th>Ant</th> <th>Cable</th> <th>Preamp</th> <th>Aux</th> <th>APos</th> <th>TPos</th> <th>Remark</th> </tr> <tr> <th>Freq</th> <th>Level</th> <th>Line Margin</th> <th>Level Factor</th> <th>Loss Factor</th> <th>Factor</th> <th></th> <th></th> <th></th> </tr> <tr> <th>MHz</th> <th>dBuV/m</th> <th>dBuV/m</th> <th>dB</th> <th>dBuV</th> <th>dB/m</th> <th>dB</th> <th>dB</th> <th>cm</th> <th>deg</th> </tr> </thead> <tbody> <tr> <td>1</td> <td>5759.73</td> <td>51.13</td> <td>68.20</td> <td>-17.07</td> <td>38.74</td> <td>33.70</td> <td>13.74</td> <td>35.05</td> <td>0.00</td> <td>100</td> <td>331</td> <td>PEAK</td> </tr> </tbody> </table>	Limit	Read	Ant	Cable	Preamp	Aux	APos	TPos	Remark	Freq	Level	Line Margin	Level Factor	Loss Factor	Factor				MHz	dBuV/m	dBuV/m	dB	dBuV	dB/m	dB	dB	cm	deg	1	5759.73	51.13	68.20	-17.07	38.74	33.70	13.74	35.05	0.00	100	331	PEAK	Blank
Limit	Read	Ant	Cable	Preamp	Aux	APos	TPos	Remark																																			
Freq	Level	Line Margin	Level Factor	Loss Factor	Factor																																						
MHz	dBuV/m	dBuV/m	dB	dBuV	dB/m	dB	dB	cm	deg																																		
1	5759.73	51.13	68.20	-17.07	38.74	33.70	13.74	35.05	0.00	100	331	PEAK																															



		55																																																																	
Mode	Band Edge - L																																																																		
	U-NII-2C_5.47-5.725_802.11ax HE80_CH122_5610MHz																																																																		
ANT	1+2																																																																		
Pol.	Vertical	Fundamental																																																																	
Peak	<p>Site : 03CH21-HY Condition: PEAK_BE(UNII)_B3 3m DRH18-E_LE2C03A18EN_240711 VERTICAL : RBW:1000.000kHz VBW:3000.000kHz SWT:Auto</p> <table border="1"> <thead> <tr> <th>Peak</th> <th>Freq (MHz)</th> <th>Level (dBuV/m)</th> <th>Limit (dBuV/m)</th> <th>Line Margin (dB)</th> <th>Read Level (dBuV/m)</th> <th>Ant Factor (dB/m)</th> <th>Cable Loss (dB)</th> <th>Preamp Loss (dB)</th> <th>Aux Loss (dB)</th> <th>APos (dB)</th> <th>TPos (deg)</th> <th>Remark</th> </tr> </thead> <tbody> <tr> <td>1</td> <td>5430.60</td> <td>53.71</td> <td>74.00</td> <td>-20.29</td> <td>42.00</td> <td>32.26</td> <td>13.36</td> <td>34.71</td> <td>0.00</td> <td>100</td> <td>302</td> <td>PEAK</td> </tr> <tr> <td>2</td> <td>5467.26</td> <td>53.12</td> <td>68.20</td> <td>-15.08</td> <td>42.09</td> <td>32.40</td> <td>13.40</td> <td>34.77</td> <td>0.00</td> <td>100</td> <td>302</td> <td>PEAK</td> </tr> </tbody> </table>	Peak	Freq (MHz)	Level (dBuV/m)	Limit (dBuV/m)	Line Margin (dB)	Read Level (dBuV/m)	Ant Factor (dB/m)	Cable Loss (dB)	Preamp Loss (dB)	Aux Loss (dB)	APos (dB)	TPos (deg)	Remark	1	5430.60	53.71	74.00	-20.29	42.00	32.26	13.36	34.71	0.00	100	302	PEAK	2	5467.26	53.12	68.20	-15.08	42.09	32.40	13.40	34.77	0.00	100	302	PEAK	<p>Site : 03CH21-HY Condition: PEAK(UNII) 3m DRH18-E_LE2C03A18EN_240711 VERTICAL : RBW:1000.000kHz VBW:3000.000kHz SWT:Auto</p> <table border="1"> <thead> <tr> <th>Peak</th> <th>Freq (MHz)</th> <th>Level (dBuV/m)</th> <th>Limit (dBuV/m)</th> <th>Line Margin (dB)</th> <th>Read Level (dBuV/m)</th> <th>Ant Factor (dB/m)</th> <th>Cable Loss (dB)</th> <th>Preamp Loss (dB)</th> <th>Aux Loss (dB)</th> <th>APos (dB)</th> <th>TPos (deg)</th> <th>Remark</th> </tr> </thead> <tbody> <tr> <td>1</td> <td>5610.00</td> <td>114.03</td> <td>70.00</td> <td>44.03</td> <td>102.49</td> <td>32.91</td> <td>13.55</td> <td>34.92</td> <td>0.00</td> <td>100</td> <td>302</td> <td>PEAK</td> </tr> </tbody> </table>	Peak	Freq (MHz)	Level (dBuV/m)	Limit (dBuV/m)	Line Margin (dB)	Read Level (dBuV/m)	Ant Factor (dB/m)	Cable Loss (dB)	Preamp Loss (dB)	Aux Loss (dB)	APos (dB)	TPos (deg)	Remark	1	5610.00	114.03	70.00	44.03	102.49	32.91	13.55	34.92	0.00	100	302	PEAK
	Peak	Freq (MHz)	Level (dBuV/m)	Limit (dBuV/m)	Line Margin (dB)	Read Level (dBuV/m)	Ant Factor (dB/m)	Cable Loss (dB)	Preamp Loss (dB)	Aux Loss (dB)	APos (dB)	TPos (deg)	Remark																																																						
1	5430.60	53.71	74.00	-20.29	42.00	32.26	13.36	34.71	0.00	100	302	PEAK																																																							
2	5467.26	53.12	68.20	-15.08	42.09	32.40	13.40	34.77	0.00	100	302	PEAK																																																							
Peak	Freq (MHz)	Level (dBuV/m)	Limit (dBuV/m)	Line Margin (dB)	Read Level (dBuV/m)	Ant Factor (dB/m)	Cable Loss (dB)	Preamp Loss (dB)	Aux Loss (dB)	APos (dB)	TPos (deg)	Remark																																																							
1	5610.00	114.03	70.00	44.03	102.49	32.91	13.55	34.92	0.00	100	302	PEAK																																																							
Avg	<p>Site : 03CH21-HY Condition: AVG_BE(UNII)_B3 3m DRH18-E_LE2C03A18EN_240711 VERTICAL : RBW:1000.000kHz VBW:0.200kHz SWT:Auto</p> <table border="1"> <thead> <tr> <th>Peak</th> <th>Freq (MHz)</th> <th>Level (dBuV/m)</th> <th>Limit (dBuV/m)</th> <th>Line Margin (dB)</th> <th>Read Level (dBuV/m)</th> <th>Ant Factor (dB/m)</th> <th>Cable Loss (dB)</th> <th>Preamp Loss (dB)</th> <th>Aux Loss (dB)</th> <th>APos (dB)</th> <th>TPos (deg)</th> <th>Remark</th> </tr> </thead> <tbody> <tr> <td>1</td> <td>5452.18</td> <td>46.75</td> <td>54.00</td> <td>-7.25</td> <td>35.01</td> <td>32.31</td> <td>13.38</td> <td>34.75</td> <td>0.00</td> <td>100</td> <td>302</td> <td>AVERAGE</td> </tr> </tbody> </table>	Peak	Freq (MHz)	Level (dBuV/m)	Limit (dBuV/m)	Line Margin (dB)	Read Level (dBuV/m)	Ant Factor (dB/m)	Cable Loss (dB)	Preamp Loss (dB)	Aux Loss (dB)	APos (dB)	TPos (deg)	Remark	1	5452.18	46.75	54.00	-7.25	35.01	32.31	13.38	34.75	0.00	100	302	AVERAGE	<p>Site : 03CH21-HY Condition: AVG_54 3m DRH18-E_LE2C03A18EN_240711 VERTICAL : RBW:1000.000kHz VBW:0.200kHz SWT:Auto</p> <table border="1"> <thead> <tr> <th>Peak</th> <th>Freq (MHz)</th> <th>Level (dBuV/m)</th> <th>Limit (dBuV/m)</th> <th>Line Margin (dB)</th> <th>Read Level (dBuV/m)</th> <th>Ant Factor (dB/m)</th> <th>Cable Loss (dB)</th> <th>Preamp Loss (dB)</th> <th>Aux Loss (dB)</th> <th>APos (dB)</th> <th>TPos (deg)</th> <th>Remark</th> </tr> </thead> <tbody> <tr> <td>1</td> <td>5610.00</td> <td>107.07</td> <td>54.00</td> <td>53.07</td> <td>95.45</td> <td>32.98</td> <td>13.57</td> <td>34.93</td> <td>0.00</td> <td>100</td> <td>302</td> <td>AVERAGE</td> </tr> </tbody> </table>	Peak	Freq (MHz)	Level (dBuV/m)	Limit (dBuV/m)	Line Margin (dB)	Read Level (dBuV/m)	Ant Factor (dB/m)	Cable Loss (dB)	Preamp Loss (dB)	Aux Loss (dB)	APos (dB)	TPos (deg)	Remark	1	5610.00	107.07	54.00	53.07	95.45	32.98	13.57	34.93	0.00	100	302	AVERAGE													
Peak	Freq (MHz)	Level (dBuV/m)	Limit (dBuV/m)	Line Margin (dB)	Read Level (dBuV/m)	Ant Factor (dB/m)	Cable Loss (dB)	Preamp Loss (dB)	Aux Loss (dB)	APos (dB)	TPos (deg)	Remark																																																							
1	5452.18	46.75	54.00	-7.25	35.01	32.31	13.38	34.75	0.00	100	302	AVERAGE																																																							
Peak	Freq (MHz)	Level (dBuV/m)	Limit (dBuV/m)	Line Margin (dB)	Read Level (dBuV/m)	Ant Factor (dB/m)	Cable Loss (dB)	Preamp Loss (dB)	Aux Loss (dB)	APos (dB)	TPos (deg)	Remark																																																							
1	5610.00	107.07	54.00	53.07	95.45	32.98	13.57	34.93	0.00	100	302	AVERAGE																																																							



Mode	55																																																																
	Band Edge - R																																																																
	U-NII-2C_5.47-5.725_802.11ax HE80_CH122_5610MHz																																																																
ANT	1+2																																																																
Pol.	Vertical	Fundamental																																																															
Peak	<p>Site : 03CH21-HY Condition: PEAK_BE(U-NII)_B3 3m DRH18-E_LE2C03A18EN_240711 VERTICAL : RBW:1000.000kHz VBW:3000.000kHz SMT:Auto</p> <table border="1"> <thead> <tr> <th>Limit</th> <th>Read</th> <th>Ant</th> <th>Cable</th> <th>Preamp</th> <th>Aux</th> <th>APos</th> <th>TPos</th> <th>Remark</th> </tr> <tr> <th>Freq</th> <th>Level</th> <th>Line</th> <th>Margin</th> <th>Level</th> <th>Factor</th> <th>Loss</th> <th>Factor</th> <th>Factor</th> </tr> <tr> <th>MHz</th> <th>dBuV/m</th> <th>dBuV/m</th> <th>dB</th> <th>dBuV</th> <th>dB/m</th> <th>dB</th> <th>dB</th> <th>cm</th> </tr> </thead> <tbody> <tr> <td>1 5732.92</td> <td>55.94</td> <td>68.20</td> <td>-12.26</td> <td>43.63</td> <td>33.63</td> <td>13.71</td> <td>35.03</td> <td>0.00</td> </tr> <tr> <td></td> <td></td> <td></td> <td></td> <td></td> <td></td> <td></td> <td></td> <td>100</td> </tr> <tr> <td></td> <td></td> <td></td> <td></td> <td></td> <td></td> <td></td> <td></td> <td>302</td> </tr> <tr> <td></td> <td></td> <td></td> <td></td> <td></td> <td></td> <td></td> <td></td> <td>PEAK</td> </tr> </tbody> </table>	Limit	Read	Ant	Cable	Preamp	Aux	APos	TPos	Remark	Freq	Level	Line	Margin	Level	Factor	Loss	Factor	Factor	MHz	dBuV/m	dBuV/m	dB	dBuV	dB/m	dB	dB	cm	1 5732.92	55.94	68.20	-12.26	43.63	33.63	13.71	35.03	0.00									100									302									PEAK	Blank
Limit	Read	Ant	Cable	Preamp	Aux	APos	TPos	Remark																																																									
Freq	Level	Line	Margin	Level	Factor	Loss	Factor	Factor																																																									
MHz	dBuV/m	dBuV/m	dB	dBuV	dB/m	dB	dB	cm																																																									
1 5732.92	55.94	68.20	-12.26	43.63	33.63	13.71	35.03	0.00																																																									
								100																																																									
								302																																																									
								PEAK																																																									



Mode	55																																																																																																																																							
	Harmonic																																																																																																																																							
	U-NII-2C_5.47-5.725_802.11ax HE80_CH122_5610MHz																																																																																																																																							
ANT	1+2																																																																																																																																							
Pol.	Horizontal	Vertical																																																																																																																																						
Peak Avg	<p>Site : 03CH21-HY Condition: PEAK(UNII) 3m DRH18-E_LE2C03A18EN_240711 HORIZONTAL</p> <table border="1"> <thead> <tr> <th>Limit</th> <th>Read</th> <th>Ant</th> <th>Cable</th> <th>Preamp</th> <th>Aux</th> <th>APos</th> <th>TPos</th> <th>Remark</th> </tr> <tr> <th>Freq</th> <th>Level</th> <th>Line Margin</th> <th>Level</th> <th>Factor</th> <th>Loss Factor</th> <th>Factor</th> <th></th> <th></th> </tr> <tr> <th>MHz</th> <th>dBuV/m</th> <th>dBuV/m</th> <th>dB</th> <th>dBuV</th> <th>dB/m</th> <th>dB</th> <th>dB</th> <th>cm</th> <th>deg</th> </tr> </thead> <tbody> <tr> <td>1</td> <td>11220.00</td> <td>51.46</td> <td>74.00</td> <td>-22.54</td> <td>34.11</td> <td>38.08</td> <td>19.25</td> <td>40.42</td> <td>0.44</td> <td>107</td> <td>190</td> <td>PEAK</td> </tr> <tr> <td>2</td> <td>11220.00</td> <td>42.05</td> <td>54.00</td> <td>-11.95</td> <td>24.70</td> <td>38.08</td> <td>19.25</td> <td>40.42</td> <td>0.44</td> <td>107</td> <td>190</td> <td>AVERAGE</td> </tr> <tr> <td>3</td> <td>16830.00</td> <td>52.20</td> <td>68.20</td> <td>-16.00</td> <td>34.48</td> <td>40.22</td> <td>23.71</td> <td>46.66</td> <td>0.45</td> <td>--</td> <td>--</td> <td>PEAK</td> </tr> </tbody> </table>	Limit	Read	Ant	Cable	Preamp	Aux	APos	TPos	Remark	Freq	Level	Line Margin	Level	Factor	Loss Factor	Factor			MHz	dBuV/m	dBuV/m	dB	dBuV	dB/m	dB	dB	cm	deg	1	11220.00	51.46	74.00	-22.54	34.11	38.08	19.25	40.42	0.44	107	190	PEAK	2	11220.00	42.05	54.00	-11.95	24.70	38.08	19.25	40.42	0.44	107	190	AVERAGE	3	16830.00	52.20	68.20	-16.00	34.48	40.22	23.71	46.66	0.45	--	--	PEAK	<p>Site : 03CH21-HY Condition: PEAK(UNII) 3m DRH18-E_LE2C03A18EN_240711 VERTICAL</p> <table border="1"> <thead> <tr> <th>Limit</th> <th>Read</th> <th>Ant</th> <th>Cable</th> <th>Preamp</th> <th>Aux</th> <th>APos</th> <th>TPos</th> <th>Remark</th> </tr> <tr> <th>Freq</th> <th>Level</th> <th>Line Margin</th> <th>Level</th> <th>Factor</th> <th>Loss Factor</th> <th>Factor</th> <th></th> <th></th> </tr> <tr> <th>MHz</th> <th>dBuV/m</th> <th>dBuV/m</th> <th>dB</th> <th>dBuV</th> <th>dB/m</th> <th>dB</th> <th>dB</th> <th>cm</th> <th>deg</th> </tr> </thead> <tbody> <tr> <td>1</td> <td>11220.00</td> <td>51.78</td> <td>74.00</td> <td>-22.22</td> <td>34.43</td> <td>38.08</td> <td>19.25</td> <td>40.42</td> <td>0.44</td> <td>122</td> <td>147</td> <td>PEAK</td> </tr> <tr> <td>2</td> <td>11220.00</td> <td>42.56</td> <td>54.00</td> <td>-11.44</td> <td>25.21</td> <td>38.08</td> <td>19.25</td> <td>40.42</td> <td>0.44</td> <td>122</td> <td>147</td> <td>AVERAGE</td> </tr> <tr> <td>3</td> <td>16830.00</td> <td>52.76</td> <td>68.20</td> <td>-15.44</td> <td>35.04</td> <td>40.22</td> <td>23.71</td> <td>46.66</td> <td>0.45</td> <td>--</td> <td>--</td> <td>PEAK</td> </tr> </tbody> </table>	Limit	Read	Ant	Cable	Preamp	Aux	APos	TPos	Remark	Freq	Level	Line Margin	Level	Factor	Loss Factor	Factor			MHz	dBuV/m	dBuV/m	dB	dBuV	dB/m	dB	dB	cm	deg	1	11220.00	51.78	74.00	-22.22	34.43	38.08	19.25	40.42	0.44	122	147	PEAK	2	11220.00	42.56	54.00	-11.44	25.21	38.08	19.25	40.42	0.44	122	147	AVERAGE	3	16830.00	52.76	68.20	-15.44	35.04	40.22	23.71	46.66	0.45	--	--	PEAK
	Limit	Read	Ant	Cable	Preamp	Aux	APos	TPos	Remark																																																																																																																															
Freq	Level	Line Margin	Level	Factor	Loss Factor	Factor																																																																																																																																		
MHz	dBuV/m	dBuV/m	dB	dBuV	dB/m	dB	dB	cm	deg																																																																																																																															
1	11220.00	51.46	74.00	-22.54	34.11	38.08	19.25	40.42	0.44	107	190	PEAK																																																																																																																												
2	11220.00	42.05	54.00	-11.95	24.70	38.08	19.25	40.42	0.44	107	190	AVERAGE																																																																																																																												
3	16830.00	52.20	68.20	-16.00	34.48	40.22	23.71	46.66	0.45	--	--	PEAK																																																																																																																												
Limit	Read	Ant	Cable	Preamp	Aux	APos	TPos	Remark																																																																																																																																
Freq	Level	Line Margin	Level	Factor	Loss Factor	Factor																																																																																																																																		
MHz	dBuV/m	dBuV/m	dB	dBuV	dB/m	dB	dB	cm	deg																																																																																																																															
1	11220.00	51.78	74.00	-22.22	34.43	38.08	19.25	40.42	0.44	122	147	PEAK																																																																																																																												
2	11220.00	42.56	54.00	-11.44	25.21	38.08	19.25	40.42	0.44	122	147	AVERAGE																																																																																																																												
3	16830.00	52.76	68.20	-15.44	35.04	40.22	23.71	46.66	0.45	--	--	PEAK																																																																																																																												



Mode	55	
	Harmonic	
	U-NII-2C_5.47-5.725_802.11ax HE80_CH122_5610MHz	
ANT	1+2	
Pol.	Horizontal	Vertical
10.6G ~18G Avg	<p>Site : 03CH21-HY Condition: AVG_54 3m DRH18-E_LE2C03A18EN_240711 HORIZONTAL</p>	<p>Site : 03CH21-HY Condition: AVG_54 3m DRH18-E_LE2C03A18EN_240711 VERTICAL</p>



		56																																																																																												
Mode	Band Edge - L																																																																																													
	U-NII-2C_5.47-5.725_802.11ax HE80_CH138_5690MHz																																																																																													
ANT	1+2																																																																																													
Pol.	Horizontal	Fundamental																																																																																												
Peak	<p>Site : 03CH21-HY Condition: STRADDLES U-NII-182A 3m DRH18-E_LE2C03A18EN_240711 HORIZONTAL : RBW:1000.000kHz VBW:3000.000kHz SWT:Auto</p> <table border="1"> <thead> <tr> <th>Peak</th> <th>Freq</th> <th>Level</th> <th>Limit</th> <th>Line Margin</th> <th>Read Level</th> <th>Ant Factor</th> <th>Cable Loss</th> <th>Preamp Factor</th> <th>Aux Factor</th> <th>APos</th> <th>TPos</th> <th>Remark</th> </tr> <tr> <th>1</th> <th>MHz</th> <th>dBuV/m</th> <th>dBuV/m</th> <th>dB</th> <th>dBuV</th> <th>dB/m</th> <th>dB</th> <th>dB</th> <th>dB</th> <th>cm</th> <th>deg</th> <th></th> </tr> </thead> <tbody> <tr> <td>1</td> <td>5427.61</td> <td>50.42</td> <td>74.00</td> <td>-23.58</td> <td>39.52</td> <td>32.26</td> <td>13.35</td> <td>34.71</td> <td>0.00</td> <td>130</td> <td>335</td> <td>PEAK</td> </tr> <tr> <td>2</td> <td>5466.61</td> <td>49.01</td> <td>68.20</td> <td>-19.19</td> <td>37.98</td> <td>32.40</td> <td>13.40</td> <td>34.77</td> <td>0.00</td> <td>130</td> <td>335</td> <td>PEAK</td> </tr> </tbody> </table>	Peak	Freq	Level	Limit	Line Margin	Read Level	Ant Factor	Cable Loss	Preamp Factor	Aux Factor	APos	TPos	Remark	1	MHz	dBuV/m	dBuV/m	dB	dBuV	dB/m	dB	dB	dB	cm	deg		1	5427.61	50.42	74.00	-23.58	39.52	32.26	13.35	34.71	0.00	130	335	PEAK	2	5466.61	49.01	68.20	-19.19	37.98	32.40	13.40	34.77	0.00	130	335	PEAK	<p>Site : 03CH21-HY Condition: PEAK(UNII) 3m DRH18-E_LE2C03A18EN_240711 HORIZONTAL : RBW:1000.000kHz VBW:3000.000kHz SWT:Auto</p> <table border="1"> <thead> <tr> <th>Peak</th> <th>Freq</th> <th>Level</th> <th>Limit</th> <th>Line Margin</th> <th>Read Level</th> <th>Ant Factor</th> <th>Cable Loss</th> <th>Preamp Factor</th> <th>Aux Factor</th> <th>APos</th> <th>TPos</th> <th>Remark</th> </tr> <tr> <th>1</th> <th>MHz</th> <th>dBuV/m</th> <th>dBuV/m</th> <th>dB</th> <th>dBuV</th> <th>dB/m</th> <th>dB</th> <th>dB</th> <th>dB</th> <th>cm</th> <th>deg</th> <th></th> </tr> </thead> <tbody> <tr> <td>1</td> <td>5690.00</td> <td>105.41</td> <td>-----</td> <td>-----</td> <td>93.20</td> <td>33.54</td> <td>13.68</td> <td>35.01</td> <td>0.00</td> <td>130</td> <td>335</td> <td>PEAK</td> </tr> </tbody> </table>		Peak	Freq	Level	Limit	Line Margin	Read Level	Ant Factor	Cable Loss	Preamp Factor	Aux Factor	APos	TPos	Remark	1	MHz	dBuV/m	dBuV/m	dB	dBuV	dB/m	dB	dB	dB	cm	deg		1	5690.00	105.41	-----	-----	93.20	33.54	13.68	35.01	0.00	130	335	PEAK
	Peak	Freq	Level	Limit	Line Margin	Read Level	Ant Factor	Cable Loss	Preamp Factor	Aux Factor	APos	TPos	Remark																																																																																	
1	MHz	dBuV/m	dBuV/m	dB	dBuV	dB/m	dB	dB	dB	cm	deg																																																																																			
1	5427.61	50.42	74.00	-23.58	39.52	32.26	13.35	34.71	0.00	130	335	PEAK																																																																																		
2	5466.61	49.01	68.20	-19.19	37.98	32.40	13.40	34.77	0.00	130	335	PEAK																																																																																		
Peak	Freq	Level	Limit	Line Margin	Read Level	Ant Factor	Cable Loss	Preamp Factor	Aux Factor	APos	TPos	Remark																																																																																		
1	MHz	dBuV/m	dBuV/m	dB	dBuV	dB/m	dB	dB	dB	cm	deg																																																																																			
1	5690.00	105.41	-----	-----	93.20	33.54	13.68	35.01	0.00	130	335	PEAK																																																																																		
Avg	<p>Site : 03CH21-HY Condition: U-NII-182A AVERAGE 3m DRH18-E_LE2C03A18EN_240711 HORIZONTAL : RBW:1000.000kHz VBW:0.200kHz SWT:Auto</p> <table border="1"> <thead> <tr> <th>Avg</th> <th>Freq</th> <th>Level</th> <th>Limit</th> <th>Line Margin</th> <th>Read Level</th> <th>Ant Factor</th> <th>Cable Loss</th> <th>Preamp Factor</th> <th>Aux Factor</th> <th>APos</th> <th>TPos</th> <th>Remark</th> </tr> <tr> <th>1</th> <th>MHz</th> <th>dBuV/m</th> <th>dBuV/m</th> <th>dB</th> <th>dBuV</th> <th>dB/m</th> <th>dB</th> <th>dB</th> <th>dB</th> <th>cm</th> <th>deg</th> <th></th> </tr> </thead> <tbody> <tr> <td>1</td> <td>5459.90</td> <td>41.77</td> <td>54.00</td> <td>-12.23</td> <td>30.78</td> <td>32.36</td> <td>13.39</td> <td>34.76</td> <td>0.00</td> <td>130</td> <td>335</td> <td>AVERAGE</td> </tr> </tbody> </table>	Avg	Freq	Level	Limit	Line Margin	Read Level	Ant Factor	Cable Loss	Preamp Factor	Aux Factor	APos	TPos	Remark	1	MHz	dBuV/m	dBuV/m	dB	dBuV	dB/m	dB	dB	dB	cm	deg		1	5459.90	41.77	54.00	-12.23	30.78	32.36	13.39	34.76	0.00	130	335	AVERAGE	<p>Site : 03CH21-HY Condition: AVG_54 3m DRH18-E_LE2C03A18EN_240711 HORIZONTAL : RBW:1000.000kHz VBW:0.200kHz SWT:Auto</p> <table border="1"> <thead> <tr> <th>Avg</th> <th>Freq</th> <th>Level</th> <th>Limit</th> <th>Line Margin</th> <th>Read Level</th> <th>Ant Factor</th> <th>Cable Loss</th> <th>Preamp Factor</th> <th>Aux Factor</th> <th>APos</th> <th>TPos</th> <th>Remark</th> </tr> <tr> <th>1</th> <th>MHz</th> <th>dBuV/m</th> <th>dBuV/m</th> <th>dB</th> <th>dBuV</th> <th>dB/m</th> <th>dB</th> <th>dB</th> <th>dB</th> <th>cm</th> <th>deg</th> <th></th> </tr> </thead> <tbody> <tr> <td>1</td> <td>5690.00</td> <td>97.97</td> <td>-----</td> <td>-----</td> <td>85.89</td> <td>33.42</td> <td>13.65</td> <td>34.99</td> <td>0.00</td> <td>130</td> <td>335</td> <td>AVERAGE</td> </tr> </tbody> </table>		Avg	Freq	Level	Limit	Line Margin	Read Level	Ant Factor	Cable Loss	Preamp Factor	Aux Factor	APos	TPos	Remark	1	MHz	dBuV/m	dBuV/m	dB	dBuV	dB/m	dB	dB	dB	cm	deg		1	5690.00	97.97	-----	-----	85.89	33.42	13.65	34.99	0.00	130	335	AVERAGE													
	Avg	Freq	Level	Limit	Line Margin	Read Level	Ant Factor	Cable Loss	Preamp Factor	Aux Factor	APos	TPos	Remark																																																																																	
1	MHz	dBuV/m	dBuV/m	dB	dBuV	dB/m	dB	dB	dB	cm	deg																																																																																			
1	5459.90	41.77	54.00	-12.23	30.78	32.36	13.39	34.76	0.00	130	335	AVERAGE																																																																																		
Avg	Freq	Level	Limit	Line Margin	Read Level	Ant Factor	Cable Loss	Preamp Factor	Aux Factor	APos	TPos	Remark																																																																																		
1	MHz	dBuV/m	dBuV/m	dB	dBuV	dB/m	dB	dB	dB	cm	deg																																																																																			
1	5690.00	97.97	-----	-----	85.89	33.42	13.65	34.99	0.00	130	335	AVERAGE																																																																																		



Mode	56																																										
	Band Edge - R																																										
	U-NII-2C_5.47-5.725_802.11ax HE80_CH138_5690MHz																																										
ANT	1+2																																										
Pol.	Horizontal	Fundamental																																									
Peak	<p>Site : 03CH21-HY Condition: STRADDLES U-NII-1&2A 3m DRH18-E_LE2C03A18EH_240711 HORIZONTAL : RBW:1000.000kHz VBW:3000.000kHz SMT:Auto</p> <table border="1"> <thead> <tr> <th>Limit</th> <th>Read</th> <th>Ant</th> <th>Cable</th> <th>Preamp</th> <th>Aux</th> <th>APos</th> <th>TPos</th> <th>Remark</th> </tr> <tr> <th>Freq</th> <th>Level</th> <th>Line Margin</th> <th>Level</th> <th>Factor</th> <th>Loss Factor</th> <th>Factor</th> <th></th> <th></th> </tr> <tr> <th>MHz</th> <th>dBuV/m</th> <th>dBuV/m</th> <th>dB</th> <th>dBuV</th> <th>dB/m</th> <th>dB</th> <th>dB</th> <th>cm</th> <th>deg</th> </tr> </thead> <tbody> <tr> <td>1</td> <td>5917.00</td> <td>51.47</td> <td>68.20</td> <td>-16.73</td> <td>39.06</td> <td>33.67</td> <td>13.93</td> <td>35.19</td> <td>0.00</td> <td>130</td> <td>335</td> <td>PEAK</td> </tr> </tbody> </table>	Limit	Read	Ant	Cable	Preamp	Aux	APos	TPos	Remark	Freq	Level	Line Margin	Level	Factor	Loss Factor	Factor			MHz	dBuV/m	dBuV/m	dB	dBuV	dB/m	dB	dB	cm	deg	1	5917.00	51.47	68.20	-16.73	39.06	33.67	13.93	35.19	0.00	130	335	PEAK	Blank
Limit	Read	Ant	Cable	Preamp	Aux	APos	TPos	Remark																																			
Freq	Level	Line Margin	Level	Factor	Loss Factor	Factor																																					
MHz	dBuV/m	dBuV/m	dB	dBuV	dB/m	dB	dB	cm	deg																																		
1	5917.00	51.47	68.20	-16.73	39.06	33.67	13.93	35.19	0.00	130	335	PEAK																															



		56																																																																	
Mode	Band Edge - L																																																																		
	U-NII-2C_5.47-5.725_802.11ax HE80_CH138_5690MHz																																																																		
ANT	1+2																																																																		
Pol.	Vertical	Fundamental																																																																	
Peak	<p>Site : 03CH21-HY Condition: STRADDLES U-NII-182A 3m DRH18-E_LE2C03A18EN_240711 VERTICAL : RBW:1000.000kHz VBW:3000.000kHz SWT:Auto</p> <table border="1"> <thead> <tr> <th>Peak</th> <th>Freq (MHz)</th> <th>Level (dBuV/m)</th> <th>Limit (dBuV/m)</th> <th>Line Margin (dB)</th> <th>Read Level (dBuV/m)</th> <th>Ant Factor (dB/m)</th> <th>Cable Loss (dB)</th> <th>Preamp Loss (dB)</th> <th>Aux Loss (dB)</th> <th>APos (dB)</th> <th>TPos (deg)</th> <th>Remark</th> </tr> </thead> <tbody> <tr> <td>1</td> <td>5416.69</td> <td>52.77</td> <td>74.00</td> <td>-21.23</td> <td>41.89</td> <td>32.23</td> <td>13.34</td> <td>34.69</td> <td>0.00</td> <td>101</td> <td>301</td> <td>PEAK</td> </tr> <tr> <td>2</td> <td>5466.61</td> <td>51.91</td> <td>68.20</td> <td>-16.29</td> <td>40.88</td> <td>32.40</td> <td>13.40</td> <td>34.77</td> <td>0.00</td> <td>101</td> <td>301</td> <td>PEAK</td> </tr> </tbody> </table>	Peak	Freq (MHz)	Level (dBuV/m)	Limit (dBuV/m)	Line Margin (dB)	Read Level (dBuV/m)	Ant Factor (dB/m)	Cable Loss (dB)	Preamp Loss (dB)	Aux Loss (dB)	APos (dB)	TPos (deg)	Remark	1	5416.69	52.77	74.00	-21.23	41.89	32.23	13.34	34.69	0.00	101	301	PEAK	2	5466.61	51.91	68.20	-16.29	40.88	32.40	13.40	34.77	0.00	101	301	PEAK	<p>Site : 03CH21-HY Condition: PEAK(UNII) 3m DRH18-E_LE2C03A18EN_240711 VERTICAL : RBW:1000.000kHz VBW:3000.000kHz SWT:Auto</p> <table border="1"> <thead> <tr> <th>Peak</th> <th>Freq (MHz)</th> <th>Level (dBuV/m)</th> <th>Limit (dBuV/m)</th> <th>Line Margin (dB)</th> <th>Read Level (dBuV/m)</th> <th>Ant Factor (dB/m)</th> <th>Cable Loss (dB)</th> <th>Preamp Loss (dB)</th> <th>Aux Loss (dB)</th> <th>APos (dB)</th> <th>TPos (deg)</th> <th>Remark</th> </tr> </thead> <tbody> <tr> <td>1</td> <td>5690.00</td> <td>113.71</td> <td>70.00</td> <td>43.71</td> <td>101.53</td> <td>33.52</td> <td>13.67</td> <td>35.01</td> <td>0.00</td> <td>101</td> <td>301</td> <td>PEAK</td> </tr> </tbody> </table>	Peak	Freq (MHz)	Level (dBuV/m)	Limit (dBuV/m)	Line Margin (dB)	Read Level (dBuV/m)	Ant Factor (dB/m)	Cable Loss (dB)	Preamp Loss (dB)	Aux Loss (dB)	APos (dB)	TPos (deg)	Remark	1	5690.00	113.71	70.00	43.71	101.53	33.52	13.67	35.01	0.00	101	301	PEAK
	Peak	Freq (MHz)	Level (dBuV/m)	Limit (dBuV/m)	Line Margin (dB)	Read Level (dBuV/m)	Ant Factor (dB/m)	Cable Loss (dB)	Preamp Loss (dB)	Aux Loss (dB)	APos (dB)	TPos (deg)	Remark																																																						
1	5416.69	52.77	74.00	-21.23	41.89	32.23	13.34	34.69	0.00	101	301	PEAK																																																							
2	5466.61	51.91	68.20	-16.29	40.88	32.40	13.40	34.77	0.00	101	301	PEAK																																																							
Peak	Freq (MHz)	Level (dBuV/m)	Limit (dBuV/m)	Line Margin (dB)	Read Level (dBuV/m)	Ant Factor (dB/m)	Cable Loss (dB)	Preamp Loss (dB)	Aux Loss (dB)	APos (dB)	TPos (deg)	Remark																																																							
1	5690.00	113.71	70.00	43.71	101.53	33.52	13.67	35.01	0.00	101	301	PEAK																																																							
Avg	<p>Site : 03CH21-HY Condition: U-NII-182A AVERAGE 3m DRH18-E_LE2C03A18EN_240711 VERTICAL : RBW:1000.000kHz VBW:0.200kHz SWT:Auto</p> <table border="1"> <thead> <tr> <th>Peak</th> <th>Freq (MHz)</th> <th>Level (dBuV/m)</th> <th>Limit (dBuV/m)</th> <th>Line Margin (dB)</th> <th>Read Level (dBuV/m)</th> <th>Ant Factor (dB/m)</th> <th>Cable Loss (dB)</th> <th>Preamp Loss (dB)</th> <th>Aux Loss (dB)</th> <th>APos (dB)</th> <th>TPos (deg)</th> <th>Remark</th> </tr> </thead> <tbody> <tr> <td>1</td> <td>5459.20</td> <td>44.89</td> <td>54.00</td> <td>-9.11</td> <td>33.90</td> <td>32.36</td> <td>13.39</td> <td>34.76</td> <td>0.00</td> <td>101</td> <td>301</td> <td>AVERAGE</td> </tr> </tbody> </table>	Peak	Freq (MHz)	Level (dBuV/m)	Limit (dBuV/m)	Line Margin (dB)	Read Level (dBuV/m)	Ant Factor (dB/m)	Cable Loss (dB)	Preamp Loss (dB)	Aux Loss (dB)	APos (dB)	TPos (deg)	Remark	1	5459.20	44.89	54.00	-9.11	33.90	32.36	13.39	34.76	0.00	101	301	AVERAGE	<p>Site : 03CH21-HY Condition: AVG_54 3m DRH18-E_LE2C03A18EN_240711 VERTICAL : RBW:1000.000kHz VBW:0.200kHz SWT:Auto</p> <table border="1"> <thead> <tr> <th>Peak</th> <th>Freq (MHz)</th> <th>Level (dBuV/m)</th> <th>Limit (dBuV/m)</th> <th>Line Margin (dB)</th> <th>Read Level (dBuV/m)</th> <th>Ant Factor (dB/m)</th> <th>Cable Loss (dB)</th> <th>Preamp Loss (dB)</th> <th>Aux Loss (dB)</th> <th>APos (dB)</th> <th>TPos (deg)</th> <th>Remark</th> </tr> </thead> <tbody> <tr> <td>1</td> <td>5690.00</td> <td>107.38</td> <td>54.00</td> <td>53.38</td> <td>95.20</td> <td>33.52</td> <td>13.67</td> <td>35.01</td> <td>0.00</td> <td>101</td> <td>301</td> <td>AVERAGE</td> </tr> </tbody> </table>	Peak	Freq (MHz)	Level (dBuV/m)	Limit (dBuV/m)	Line Margin (dB)	Read Level (dBuV/m)	Ant Factor (dB/m)	Cable Loss (dB)	Preamp Loss (dB)	Aux Loss (dB)	APos (dB)	TPos (deg)	Remark	1	5690.00	107.38	54.00	53.38	95.20	33.52	13.67	35.01	0.00	101	301	AVERAGE													
Peak	Freq (MHz)	Level (dBuV/m)	Limit (dBuV/m)	Line Margin (dB)	Read Level (dBuV/m)	Ant Factor (dB/m)	Cable Loss (dB)	Preamp Loss (dB)	Aux Loss (dB)	APos (dB)	TPos (deg)	Remark																																																							
1	5459.20	44.89	54.00	-9.11	33.90	32.36	13.39	34.76	0.00	101	301	AVERAGE																																																							
Peak	Freq (MHz)	Level (dBuV/m)	Limit (dBuV/m)	Line Margin (dB)	Read Level (dBuV/m)	Ant Factor (dB/m)	Cable Loss (dB)	Preamp Loss (dB)	Aux Loss (dB)	APos (dB)	TPos (deg)	Remark																																																							
1	5690.00	107.38	54.00	53.38	95.20	33.52	13.67	35.01	0.00	101	301	AVERAGE																																																							



Mode	56																																							
	Band Edge - R																																							
	U-NII-2C_5.47-5.725_802.11ax HE80_CH138_5690MHz																																							
ANT	1+2																																							
Pol.	Vertical	Fundamental																																						
Peak	<p>Site : 03CH21-HY Condition: STRADDLES U-NII-1&2A 3m DRH18-E_LE2C03A18EH_240711 VERTICAL : RBW:1000.000kHz VBW:3000.000kHz SMT:Auto</p> <table border="1"> <thead> <tr> <th>Limit</th> <th>Read</th> <th>Ant</th> <th>Cable</th> <th>Preamp</th> <th>Aux</th> <th>APos</th> <th>TPos</th> <th>Remark</th> </tr> <tr> <th>Freq</th> <th>Level</th> <th>Line Margin</th> <th>Level</th> <th>Factor</th> <th>Loss Factor</th> <th>Factor</th> <th></th> <th></th> </tr> <tr> <th>MHz</th> <th>dBuV/m</th> <th>dBuV/m</th> <th>dB</th> <th>dBuV</th> <th>dB/m</th> <th>dB</th> <th>dB</th> <th>cm</th> <th>deg</th> </tr> </thead> <tbody> <tr> <td>1 5856.10</td> <td>55.93</td> <td>68.20</td> <td>-12.27</td> <td>43.51</td> <td>33.70</td> <td>13.86</td> <td>35.14</td> <td>0.00</td> <td>101 301 PEAK</td> </tr> </tbody> </table>	Limit	Read	Ant	Cable	Preamp	Aux	APos	TPos	Remark	Freq	Level	Line Margin	Level	Factor	Loss Factor	Factor			MHz	dBuV/m	dBuV/m	dB	dBuV	dB/m	dB	dB	cm	deg	1 5856.10	55.93	68.20	-12.27	43.51	33.70	13.86	35.14	0.00	101 301 PEAK	Blank
Limit	Read	Ant	Cable	Preamp	Aux	APos	TPos	Remark																																
Freq	Level	Line Margin	Level	Factor	Loss Factor	Factor																																		
MHz	dBuV/m	dBuV/m	dB	dBuV	dB/m	dB	dB	cm	deg																															
1 5856.10	55.93	68.20	-12.27	43.51	33.70	13.86	35.14	0.00	101 301 PEAK																															



Mode	56																																																																																																																																	
	Harmonic																																																																																																																																	
	U-NII-2C_5.47-5.725_802.11ax HE80_CH138_5690MHZ																																																																																																																																	
ANT	1+2																																																																																																																																	
Pol.	Horizontal	Vertical																																																																																																																																
Peak Avg	<p>Site : 03CH21-HY Condition: PEAK(UNII) 3m DRH18-E_LE2C03A18EN_240711 HORIZONTAL</p> <table border="1"> <thead> <tr> <th>Limit</th> <th>Read</th> <th>Ant</th> <th>Cable</th> <th>Preamp</th> <th>Aux</th> <th>APos</th> <th>TPos</th> <th>Remark</th> </tr> <tr> <th>Freq</th> <th>Level</th> <th>Line Margin</th> <th>Level</th> <th>Factor</th> <th>Loss Factor</th> <th>Factor</th> <th></th> <th></th> </tr> <tr> <th>MHz</th> <th>dBuV/m</th> <th>dBuV/m</th> <th>dB</th> <th>dBuV</th> <th>dB/m</th> <th>dB</th> <th>dB</th> <th>cm</th> <th>deg</th> </tr> </thead> <tbody> <tr> <td>1 11380.00</td> <td>52.48</td> <td>74.00</td> <td>-21.52</td> <td>34.68</td> <td>38.50</td> <td>19.40</td> <td>40.54</td> <td>0.44</td> <td>100</td> <td>189</td> <td>PEAK</td> </tr> <tr> <td>2 11380.00</td> <td>41.68</td> <td>54.00</td> <td>-12.32</td> <td>23.88</td> <td>38.50</td> <td>19.40</td> <td>40.54</td> <td>0.44</td> <td>100</td> <td>189</td> <td>AVERAGE</td> </tr> <tr> <td>3 17070.00</td> <td>52.51</td> <td>68.20</td> <td>-15.69</td> <td>34.81</td> <td>40.16</td> <td>23.88</td> <td>46.80</td> <td>0.46</td> <td>--</td> <td>--</td> <td>PEAK</td> </tr> </tbody> </table>	Limit	Read	Ant	Cable	Preamp	Aux	APos	TPos	Remark	Freq	Level	Line Margin	Level	Factor	Loss Factor	Factor			MHz	dBuV/m	dBuV/m	dB	dBuV	dB/m	dB	dB	cm	deg	1 11380.00	52.48	74.00	-21.52	34.68	38.50	19.40	40.54	0.44	100	189	PEAK	2 11380.00	41.68	54.00	-12.32	23.88	38.50	19.40	40.54	0.44	100	189	AVERAGE	3 17070.00	52.51	68.20	-15.69	34.81	40.16	23.88	46.80	0.46	--	--	PEAK	<p>Site : 03CH21-HY Condition: PEAK(UNII) 3m DRH18-E_LE2C03A18EN_240711 VERTICAL</p> <table border="1"> <thead> <tr> <th>Limit</th> <th>Read</th> <th>Ant</th> <th>Cable</th> <th>Preamp</th> <th>Aux</th> <th>APos</th> <th>TPos</th> <th>Remark</th> </tr> <tr> <th>Freq</th> <th>Level</th> <th>Line Margin</th> <th>Level</th> <th>Factor</th> <th>Loss Factor</th> <th>Factor</th> <th></th> <th></th> </tr> <tr> <th>MHz</th> <th>dBuV/m</th> <th>dBuV/m</th> <th>dB</th> <th>dBuV</th> <th>dB/m</th> <th>dB</th> <th>dB</th> <th>cm</th> <th>deg</th> </tr> </thead> <tbody> <tr> <td>1 11380.00</td> <td>51.77</td> <td>74.00</td> <td>-22.23</td> <td>33.97</td> <td>38.50</td> <td>19.40</td> <td>40.54</td> <td>0.44</td> <td>--</td> <td>--</td> <td>PEAK</td> </tr> <tr> <td>2 11380.00</td> <td>42.08</td> <td>54.00</td> <td>-11.92</td> <td>24.28</td> <td>38.50</td> <td>19.40</td> <td>40.54</td> <td>0.44</td> <td>--</td> <td>--</td> <td>AVERAGE</td> </tr> <tr> <td>3 17070.00</td> <td>53.03</td> <td>68.20</td> <td>-15.17</td> <td>35.33</td> <td>40.16</td> <td>23.88</td> <td>46.80</td> <td>0.46</td> <td>--</td> <td>--</td> <td>PEAK</td> </tr> </tbody> </table>	Limit	Read	Ant	Cable	Preamp	Aux	APos	TPos	Remark	Freq	Level	Line Margin	Level	Factor	Loss Factor	Factor			MHz	dBuV/m	dBuV/m	dB	dBuV	dB/m	dB	dB	cm	deg	1 11380.00	51.77	74.00	-22.23	33.97	38.50	19.40	40.54	0.44	--	--	PEAK	2 11380.00	42.08	54.00	-11.92	24.28	38.50	19.40	40.54	0.44	--	--	AVERAGE	3 17070.00	53.03	68.20	-15.17	35.33	40.16	23.88	46.80	0.46	--	--	PEAK
	Limit	Read	Ant	Cable	Preamp	Aux	APos	TPos	Remark																																																																																																																									
Freq	Level	Line Margin	Level	Factor	Loss Factor	Factor																																																																																																																												
MHz	dBuV/m	dBuV/m	dB	dBuV	dB/m	dB	dB	cm	deg																																																																																																																									
1 11380.00	52.48	74.00	-21.52	34.68	38.50	19.40	40.54	0.44	100	189	PEAK																																																																																																																							
2 11380.00	41.68	54.00	-12.32	23.88	38.50	19.40	40.54	0.44	100	189	AVERAGE																																																																																																																							
3 17070.00	52.51	68.20	-15.69	34.81	40.16	23.88	46.80	0.46	--	--	PEAK																																																																																																																							
Limit	Read	Ant	Cable	Preamp	Aux	APos	TPos	Remark																																																																																																																										
Freq	Level	Line Margin	Level	Factor	Loss Factor	Factor																																																																																																																												
MHz	dBuV/m	dBuV/m	dB	dBuV	dB/m	dB	dB	cm	deg																																																																																																																									
1 11380.00	51.77	74.00	-22.23	33.97	38.50	19.40	40.54	0.44	--	--	PEAK																																																																																																																							
2 11380.00	42.08	54.00	-11.92	24.28	38.50	19.40	40.54	0.44	--	--	AVERAGE																																																																																																																							
3 17070.00	53.03	68.20	-15.17	35.33	40.16	23.88	46.80	0.46	--	--	PEAK																																																																																																																							



Mode	56	
	Harmonic	
	U-NII-2C_5.47-5.725_802.11ax HE80_CH138_5690MHz	
ANT	1+2	
Pol.	Horizontal	Vertical
10.6G ~18G Avg	<p>Site : 03CH21-HY Condition: AVG_54 3m DRH18-E_LE2C03A18EN_240711 HORIZONTAL</p>	<p>Site : 03CH21-HY Condition: AVG_54 3m DRH18-E_LE2C03A18EN_240711 VERTICAL</p>