


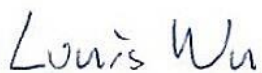


FCC RADIO TEST REPORT

FCC ID : TVE-240502
Equipment : Network Switch
Brand Name : FORTINET 
Model Name : FortiBranchSASE 20G-WiFixxxxxxxxxxx,
 FORTIBRANCHSASE-20G-WiFixxxxxxxxxxx,
 FBS-20G-WiFixxxxxxxxxxx (where "x" can be
 used as "A-Z", or "0-9", or "-", or blank for
 software changes or marketing purposes only)
Marketing Name : FortiBranchSASE 20G-WiFi
Applicant : Fortinet, Inc.
 909 Kifer Road, Sunnyvale, CA. 94086 USA
Manufacturer : Fortinet, Inc.
 909 Kifer Road, Sunnyvale, CA. 94086 USA
Standard : FCC Part 15 Subpart E §15.407

The product was received on Jul. 10, 2024 and testing was performed from Aug. 27, 2024 to Nov. 14, 2024. We, Sporton International Inc. Wensan Laboratory, would like to declare that the tested sample has been evaluated in accordance with the test procedures and has been in compliance with the applicable technical standards.

The test results in this report apply exclusively to the tested model / sample. Without written approval from Sporton International Inc. Wensan Laboratory, the test report shall not be reproduced except in full.



Approved by: Louis Wu

Sporton International Inc. Wensan Laboratory

No.58, Aly. 75, Ln. 564, Wenhua 3rd, Rd., Guishan Dist., Taoyuan City 333010, Taiwan (R.O.C.)



Table of Contents

History of this test report.....	3
Summary of Test Result.....	4
1 General Description	5
1.1 Product Feature of Equipment Under Test.....	5
1.2 Modification of EUT	7
1.3 Testing Location	8
1.4 Applicable Standards.....	8
2 Test Configuration of Equipment Under Test	9
2.1 Carrier Frequency and Channel	9
2.2 Test Mode.....	10
2.3 Connection Diagram of Test System.....	13
2.4 Support Unit used in test configuration and system	14
2.5 EUT Operation Test Setup	14
2.6 Measurement Results Explanation Example.....	14
3 Test Result	15
3.1 26dB & 99% Occupied Bandwidth Measurement	15
3.2 Maximum Conducted Output Power Measurement	16
3.3 Power Spectral Density Measurement	19
3.4 Unwanted Emissions Measurement.....	21
3.5 AC Conducted Emission Measurement.....	26
3.6 Antenna Requirements.....	28
4 List of Measuring Equipment.....	29
5 Measurement Uncertainty	31
Appendix A. Conducted Test Results	
Appendix B. AC Conducted Emission Test Result	
Appendix C. Radiated Spurious Emission Test Data	
Appendix D. Duty Cycle Plots	
Appendix E. Setup Photographs	



History of this test report

Report No.	Version	Description	Issue Date
FR471026C	01	Initial issue of report	Nov. 04, 2024
FR471026C	02	Revise Marketing Name and Appendix A This report is an updated version, replacing the report issued on Nov. 04, 2024.	Nov. 14, 2024



Summary of Test Result

Report Clause	Ref Std. Clause	Test Items	Result (PASS/FAIL)	Remark
3.1	15.403	26dB Bandwidth	Pass	-
3.1	2.1049	99% Occupied Bandwidth	Pass	-
3.2	15.407(a)	Maximum Conducted Output Power	Pass	-
3.3	15.407(a)	Power Spectral Density	Pass	-
3.4	15.407(b)	Unwanted Emissions	Pass	3.00 dB under the limit at 5351.54 MHz and 5459.62 MHz
3.5	15.207	AC Conducted Emission	Pass	11.88 dB under the limit at 0.18 MHz
3.6	15.203	Antenna Requirement	Pass	-

Conformity Assessment Condition:

- The test results (PASS/FAIL) with all measurement uncertainty excluded are presented against the regulation limits or in accordance with the requirements stipulated by the applicant/manufacture who shall bear all the risks of non-compliance that may potentially occur if measurement uncertainty is taken into account.
- The measurement uncertainty please refer to each test result in the section "Measurement Uncertainty".

Disclaimer:

The product specifications of the EUT presented in the test report that may affect the test assessments are declared by the manufacturer who shall take full responsibility for the authenticity.

Reviewed by: Sheng Kuo
Report Producer: Lucy Wu



1 General Description

1.1 Product Feature of Equipment Under Test

Product Feature	
General Specs Bluetooth-LE, Wi-Fi 2.4GHz 802.11b/g/n/VHT/ax, and Wi-Fi 5GHz 802.11a/n/ac/ax.	
Antenna Type WLAN: Omni-directional Antenna Bluetooth-LE: PCB Antenna	

Antenna information		
5150 MHz ~ 5250 MHz	Peak Gain (dBi)	Ant. 1: 4.44 Ant. 2: 4.44
5250 MHz ~ 5350 MHz	Peak Gain (dBi)	Ant. 1: 4.44 Ant. 2: 4.44
5470 MHz ~ 5725 MHz	Peak Gain (dBi)	Ant. 1: 4.84 Ant. 2: 4.84

Remark: The EUT's information above is declared by manufacturer. Please refer to Disclaimer in report summary.



1.1.1 Antenna Directional Gain

<For CDD Mode>

Follows FCC KDB 662911 D01 Multiple Transmitter Output v02r01 F)2)f)ii)

Directional gain = G_{ANT} + Array Gain, where Array Gain is as follows:

For power measurements on IEEE 802.11 devices,

Array Gain = 0 dB (i.e., no array gain) for N_{ANT} ≤ 4.

G_{ANT} is set equal to the gain of the antenna having the highest gain.

For PSD measurements, the directional gain calculation.

Array Gain = 10 log(N_{ANT}/N_{SS}) dB.

The directional gain "DG" is calculated as following table.

			DG	DG	Power	PSD
			for	for	Limit	Limit
	Ant 1	Ant 2	Power	PSD	Reduction	Reduction
	(dBi)	(dBi)	(dBi)	(dBi)	(dB)	(dB)
Band I	4.44	4.44	4.44	7.45	0.00	1.45
Band II	4.44	4.44	4.44	7.45	0.00	1.45
Band III	4.84	4.84	4.84	7.85	0.00	1.85

Calculation example:

If a device has two antenna, G_{ANT1}= 4.44dBi; G_{ANT2}=4.44dBi

Directional gain of power measurement = max(4.44, 4.44) + 0 = 4.44 dBi

Directional gain of PSD derived from formula which is

$$10 \times \log \left\{ \frac{[10^{(4.44 \text{ dBi} / 20)} + 10^{(4.44 \text{ dBi} / 20)}]^2}{2} \right\}$$

$$= 7.45 \text{ dBi}$$

Power limit reduction = Composite gain – 6dBi, (min = 0)

PSD limit reduction = Composite gain + PSD Array gain – 6dBi, (min = 0)



<For TXBF Modes>

The EUT supports beamforming modes , then

Follows FCC KDB 662911 D01 Multiple Transmitter Output v02r01 F)2)e)ii)

Directional gain = GANT + 10 log(NANT/NSS) dBi,

where NSS = the number of independent spatial streams of data and GANT is the antenna gain in dBi

The directional gain “DG” is calculated as following table.

			DG	DG	Power	PSD
			for	for	Limit	Limit
	Ant 1	Ant 2	Power	PSD	Reduction	Reduction
	(dBi)	(dBi)	(dBi)	(dBi)	(dB)	(dB)
Band I	4.44	4.44	7.45	7.45	1.45	1.45
Band II	4.44	4.44	7.45	7.45	1.45	1.45
Band III	4.84	4.84	7.85	7.85	1.85	1.85

Calculation example:

Directional gain is derived from formula which is

$$10 \times \log \left\{ \left[10^{(4.44 \text{ dBi} / 20)} + 10^{(4.44 \text{ dBi} / 20)} \right]^2 / 2 \right\}$$

$$= 7.45 \text{ dBi}$$

Power and PSD limit reduction = Composite gain – 6dBi, (min = 0)

1.2 Modification of EUT

No modifications made to the EUT during the testing.



1.3 Testing Location

Test Site	Sporton International Inc. Wensan Laboratory
Test Site Location	No.58, Aly. 75, Ln. 564, Wenhua 3rd, Rd., Guishan Dist., Taoyuan City 333010, Taiwan (R.O.C.) TEL: +886-3-327-0868 FAX: +886-3-327-0855
Test Site No.	Sporton Site No. TH05-HY, CO07-HY, 03CH21-HY

Note: The test site complies with ANSI C63.4 2014 requirement.

FCC designation No.: TW3786

1.4 Applicable Standards

According to the specifications declared by the manufacturer, the EUT must comply with the requirements of the following standards:

- ♦ FCC Part 15 Subpart E
- ♦ FCC KDB 789033 D02 General UNII Test Procedures New Rules v02r01.
- ♦ FCC KDB 414788 D01 Radiated Test Site v01r01.
- ♦ FCC KDB 662911 D01 Multiple Transmitter Output v02r01.
- ♦ ANSI C63.10-2013

Remark:

1. All the test items were validated and recorded in accordance with the standards without any modification during the testing.
2. The TAF code is not including all the FCC KDB listed without accreditation.
3. This EUT has also been tested and complied with the requirements of FCC Part 15, Subpart B, recorded in a separate test report.



2 Test Configuration of Equipment Under Test

- a. The EUT has been associated with peripherals and configuration operated in a manner tended to maximize its emission characteristics in a typical application. Frequency range investigated: conduction emission (150 kHz to 30 MHz), radiation emission (9 kHz to the 10th harmonic of the highest fundamental frequency or to 40 GHz, whichever is lower). For radiated measurement, the measured emission level of the EUT was maximized by rotating the EUT on a turntable, adjusting the orientation of the EUT and EUT antenna in two config. (Ant. 0° and Ant. 90°), and adjusting the measurement antenna orientation, following C63.10 exploratory test procedures and only the worst case emissions were reported in this report.
- b. AC power line Conducted Emission was tested under maximum output power.

2.1 Carrier Frequency and Channel

Frequency Band	Channel	Freq. (MHz)	Channel	Freq. (MHz)
5150-5250 MHz Band 1 (U-NII-1)	36	5180	44	5220
	38*	5190	46*	5230
	40	5200	48	5240
	42 [#]	5210		

Frequency Band	Channel	Freq. (MHz)	Channel	Freq. (MHz)
5250-5350 MHz Band 2 (U-NII-2A)	52	5260	60	5300
	54*	5270	62*	5310
	56	5280	64	5320
	58 [#]	5290		

Frequency Band	Channel	Freq. (MHz)	Channel	Freq. (MHz)
5470-5725 MHz Band 3 (U-NII-2C)	100	5500	112	5560
	102*	5510	116	5580
	104	5520	132	5660
	106 [#]	5530	134*	5670
	108	5540	136	5680
	110*	5550	140	5700



Frequency Band	Channel	Freq. (MHz)	Channel	Freq. (MHz)
TDWR Channel	118*	5590	124	5620
	120	5600	126*	5630
	122 [#]	5610	128	5640

Frequency Band	Channel	Freq. (MHz)	Channel	Freq. (MHz)
Straddle Channel	138 [#]	5690	144	5720
	142*	5710		

Note:

1. The above Frequency and Channel with "*" are 802.11n HT40 and 802.11ac VHT40 and 802.11ax HE40.
2. The above Frequency and Channel with "[#]" are 802.11ac VHT80 and 802.11ax HE80.

2.2 Test Mode

The SISO mode conducted power is covered by MIMO mode per chain, so only the MIMO mode is tested.

The power for 802.11ac mode is smaller than 802.11n mode, so all other conducted and radiated test is covered by 802.11n mode.

The final test modes include the worst data rates for each modulation shown in the table below.

MIMO Mode

Modulation	Data Rate
802.11a	6 Mbps
802.11n HT20	MCS0
802.11n HT40	MCS0
802.11ac VHT20 (Covered by HT20)	MCS0
802.11ac VHT40 (Covered by HT40)	MCS0
802.11ac VHT80	MCS0
802.11ax HE20	MCS0
802.11ax HE40	MCS0
802.11ax HE80	MCS0



TXBF Mode

Modulation	Data Rate
802.11n HT20	MCS0
802.11n HT40	MCS0
802.11ac VHT20	MCS0
802.11ac VHT40	MCS0
802.11ac VHT80	MCS0
802.11ax HE20	MCS0
802.11ax HE40	MCS0
802.11ax HE80	MCS0

Remark: The conducted power worst case were Non Beamforming, other test items only test worst case and documented.

Test Cases	
AC Conducted Emission	Mode 1 : Bluetooth-LE Link + WLAN (5GHz) Link + Console with Notebook + Data Link with USB Flash Drive + LAN Port 3 & 4 Loop Back + LAN Port 2 Link with Notebook + Adapter
Remark: Data Link with USB Flash Drive means data application transferred mode between EUT and USB Flash Drive.	



Ch. #		Band I : 5150-5250 MHz	Band II : 5250-5350 MHz	Band III : 5470-5725MHz
		802.11a	802.11a	802.11a
L	Low	36	52	100
M	Middle	44	60	116
H	High	48	64	140
Straddle		-	-	144

Ch. #		Band I : 5150-5250 MHz	Band II : 5250-5350 MHz	Band III : 5470-5725MHz
		802.11n HT20	802.11n HT20	802.11n HT20
L	Low	36	52	100
M	Middle	44	60	116
H	High	48	64	140
Straddle		-	-	144

Ch. #		Band I : 5150-5250 MHz	Band II : 5250-5350 MHz	Band III : 5470-5725MHz
		802.11n HT40	802.11n HT40	802.11n HT40
L	Low	38	54	102
M	Middle	-	-	110
H	High	46	62	134
Straddle		-	-	142

Ch. #		Band I : 5150-5250 MHz	Band II : 5250-5350 MHz	Band III : 5470-5725MHz
		802.11ac VHT80	802.11ac VHT80	802.11ac VHT80
L	Low	-	-	106
M	Middle	42	58	-
H	High	-	-	122
Straddle		-	-	138

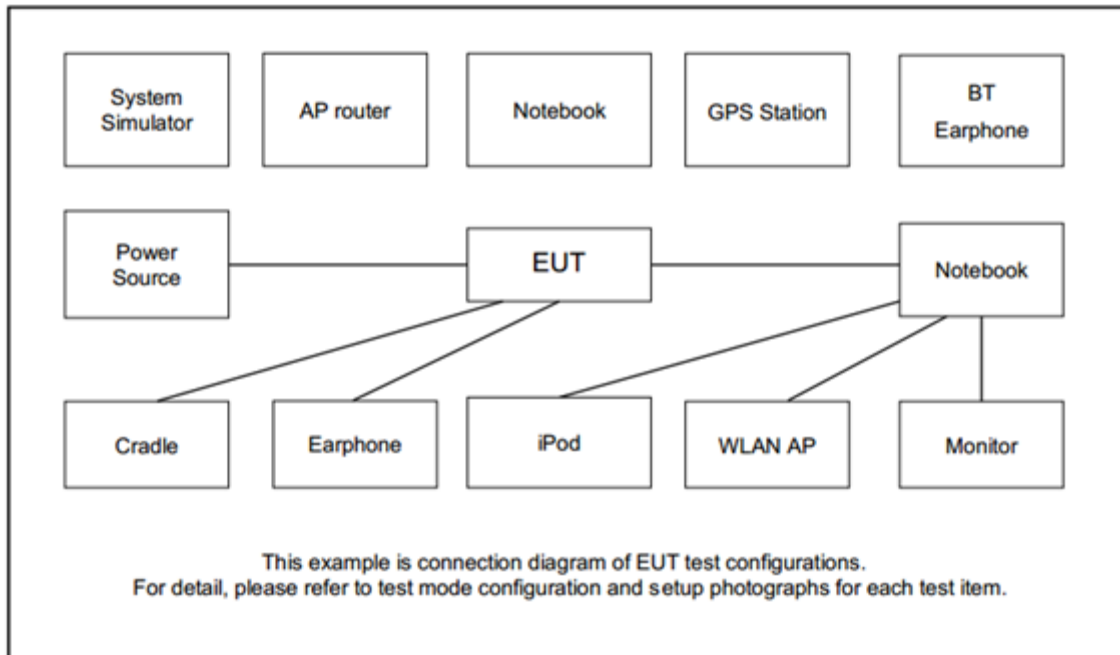
Ch. #		Band I : 5150-5250 MHz	Band II : 5250-5350 MHz	Band III : 5470-5725MHz
		802.11ax HE20	802.11ax HE20	802.11ax HE20
L	Low	36	52	100
M	Middle	44	60	116
H	High	48	64	140
Straddle		-	-	144

Ch. #		Band I : 5150-5250 MHz	Band II : 5250-5350 MHz	Band III : 5470-5725MHz
		802.11ax HE40	802.11ax HE40	802.11ax HE40
L	Low	38	54	102
M	Middle	-	-	110
H	High	46	62	134
Straddle		-	-	142

Ch. #		Band I : 5150-5250 MHz	Band II : 5250-5350 MHz	Band III : 5470-5725MHz
		802.11ax HE80	802.11ax HE80	802.11ax HE80
L	Low	-	-	106
M	Middle	42	58	-
H	High	-	-	122
Straddle		-	-	138

Remark: For radiation spurious emission, the modulation and the data rate picked for testing are determined by the Max. RF conducted power.

2.3 Connection Diagram of Test System





2.4 Support Unit used in test configuration and system

Item	Equipment	Brand Name	Model Name	FCC ID	Data Cable	Power Cord
1.	Notebook	DELL	Latitude 3400	FCC DoC	N/A	AC I/P: Unshielded, 1.2 m DC O/P: Shielded, 1.8 m
2.	USB Flash Drive	Transcend	Jetflash	N/A	N/A	N/A

2.5 EUT Operation Test Setup

The RF test items, utility "QRCT 4.0.00206" was installed in Notebook which was programmed in order to make the EUT get into the engineering modes to provide channel selection, power level, data rate and the application type and for continuous transmitting signals.

2.6 Measurement Results Explanation Example

For all conducted test items:

The offset level is set in the spectrum analyzer to compensate the RF cable loss and attenuator factor between EUT conducted output port and spectrum analyzer. With the offset compensation, the spectrum analyzer reading level is exactly the EUT RF output level.

Example :

The spectrum analyzer offset is derived from RF cable loss and attenuator factor.

Offset = RF cable loss + attenuator factor.

Following shows an offset computation example with cable loss 4.2 dB and 10 dB attenuator.

$$\begin{aligned} \text{Offset(dB)} &= \text{RF cable loss(dB)} + \text{attenuator factor(dB)}. \\ &= 4.2 + 10 = 14.2 \text{ (dB)} \end{aligned}$$

3 Test Result

3.1 26dB & 99% Occupied Bandwidth Measurement

3.1.1 Description of 26dB & 99% Occupied Bandwidth

This section is for reporting purpose only.

There is no restriction limits for bandwidth.

For Straddle Channel, according to KDB 789033 D02 General UNII Test Procedures New Rules v02r01, if the power and PSD of the devices are uniform and comply with the lower limits specified for the U-NII-2 bands, a single measurement over the entire emission bandwidth can be performed to show compliance.

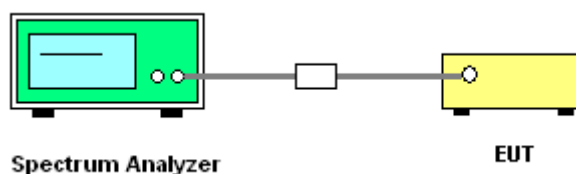
3.1.2 Measuring Instruments

Please refer to the measuring equipment list in this test report.

3.1.3 Test Procedures

1. The testing follows FCC KDB 789033 D02 General UNII Test Procedures New Rules v02r01. Section C) Emission bandwidth
2. Set RBW = approximately 1% of the emission bandwidth.
3. Set the VBW > RBW.
4. Detector = Peak.
5. Trace mode = max hold
6. Measure the maximum width of the emission that is 26 dB down from the peak of the emission. Compare this with the RBW setting of the analyzer. Readjust RBW and repeat measurement as needed until the RBW/EBW ratio is approximately 1%.
7. For 99% Bandwidth Measurement, the spectrum analyzer's resolution bandwidth (RBW) is set 1-5% of the emission bandwidth and set the Video bandwidth (VBW) $\geq 3 * RBW$.
8. Measure and record the results in the test report.

3.1.4 Test Setup



3.1.5 Test Result of 26dB & 99% Occupied Bandwidth

Please refer to Appendix A.



3.2 Maximum Conducted Output Power Measurement

3.2.1 Limit of Maximum Conducted Output Power

<FCC 14-30 CFR 15.407>

For the 5.15–5.25 GHz bands:

■ For mobile and portable client devices in the 5.15–5.25 GHz band, the maximum conducted output power over the frequency band of operation shall not exceed 250 mW. For an indoor access point operating in the band 5.15-5.25 GHz, the maximum conducted output power over the frequency band of operation shall not exceed 1 W.

For the 5.25–5.725 GHz bands:

■ The maximum conducted output power over the frequency bands of operation shall not exceed the lesser of 250 mW or 11 dBm $10 \log B$, where B is the 26 dB emission bandwidth in megahertz.

For Straddle Channel, according to KDB 789033 D02 General UNII Test Procedures New Rules v02r01, if the power and PSD of the devices are uniform and comply with the lower limits specified for the U-NII-2 bands, a single measurement over the entire emission bandwidth can be performed to show compliance.

If transmitting antennas of directional gain greater than 6 dBi are used, the peak output power shall be reduced by the amount in dB that the directional gain of the antenna exceeds 6 dBi.

Note that U-NII-2 band, devices with a maximum e.i.r.p. greater than 500 mW shall implement TPC in order to have the capability to operate at least 6 dB below the maximum permitted e.i.r.p. of 1 W.

3.2.2 Measuring Instruments

Please refer to the measuring equipment list in this test report.



3.2.3 Test Procedures

<CDD Modes>

The testing follows Method PM-G of FCC KDB 789033 D02 General UNII Test Procedures New Rules v02r01.

Method PM-G (Measurement using a gated RF average power meter):

1. Measurement is performed using a wideband RF power meter.
2. The EUT is configured to transmit at its maximum power control level.
3. Measure the average power of the transmitter.
4. Since the measurement is made only during the ON time of the transmitter, no duty cycle correction factor is required.
5. For MIMO mode, calculation method follows FCC KDB 662911 D01 Multiple Transmitter Output v02r01.

<TXBF Modes>

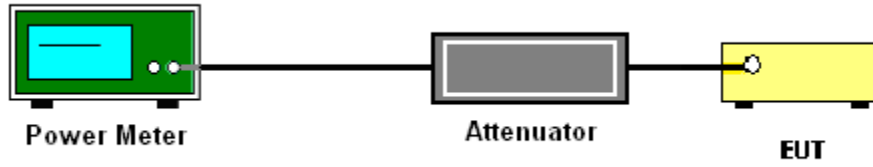
The testing follows Method PM-G of FCC KDB 789033 D02 General UNII Test Procedures New Rules v02r01.

Method PM-G (Measurement using a gated RF average power meter):

1. Measurement is performed using a wideband RF power meter.
2. The EUT is configured to transmit at its maximum power control level.
3. Measure the average power of the transmitter
4. Since the measurement is made only during the ON time of the transmitter, no duty cycle correction factor is required.
5. For MIMO mode, calculation method follows FCC KDB 662911 D01 Multiple Transmitter Output v02r01.

For Straddle Channel, according to KDB 789033 D02 General UNII Test Procedures New Rules v02r01, if the power and PSD of the devices are uniform and comply with the lower limits specified for the U-NII-2 bands, a single measurement over the entire emission bandwidth can be performed to show compliance.

3.2.4 Test Setup



3.2.5 Test Result of Maximum Conducted Output Power

Please refer to Appendix A.



3.3 Power Spectral Density Measurement

3.3.1 Limit of Power Spectral Density

<FCC 14-30 CFR 15.407>

For the 5.15–5.25 GHz bands:

For mobile and portable client devices in the 5.15–5.25 GHz band, the maximum power spectral density shall not exceed 11 dBm in any 1.0 MHz band. For an indoor access point operating in the band 5.15-5.25 GHz, the maximum power spectral density shall not exceed 17 dBm in any 1.0 MHz band.

For the 5.25–5.725 GHz bands:

The maximum power spectral density shall not exceed 11 dBm in any 1.0 MHz band.

For Straddle Channel, according to KDB 789033 D02 General UNII Test Procedures New Rules v02r01, if the power and PSD of the devices are uniform and comply with the lower limits specified for the U-NII-2 bands, a single measurement over the entire emission bandwidth can be performed to show compliance.

If transmitting antennas of directional gain greater than 6 dBi are used, the peak output power shall be reduced by the amount in dB that the directional gain of the antenna exceeds 6 dBi.

3.3.2 Measuring Instruments

Please refer to the measuring equipment list in this test report.

3.3.3 Test Procedures

The testing follows FCC KDB 789033 D02 General UNII Test Procedures New Rules v02r01. Section F) Maximum power spectral density.

<CDD Modes>

Method SA-2

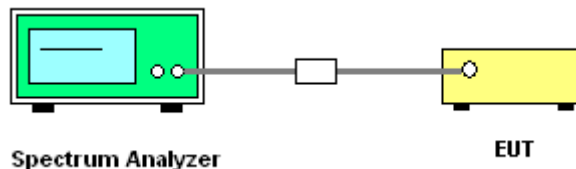
(trace averaging across on and off times of the EUT transmissions, followed by duty cycle correction).

- Measure the duty cycle.
 - Set span to encompass the entire emission bandwidth (EBW) of the signal.
 - Set RBW = 1 MHz.
 - Set VBW \geq 3 MHz.
 - Number of points in sweep \geq 2 Span / RBW.
 - Sweep time = auto.
 - Detector = RMS
 - Trace average at least 100 traces in power averaging mode.
 - Add $10 \log(1/x)$, where x is the duty cycle, to the measured power in order to compute the average power during the actual transmission times. For example, add $10 \log(1/0.25) = 6$ dB if the duty cycle is 25 percent.
1. The RF output of EUT is connected to the spectrum analyzer by a low loss cable.
 2. Each plot has already offset with cable loss, and attenuator loss. Measure the PPSD and record it.
 3. For MIMO mode, calculation method follows FCC KDB 662911 D01 Multiple Transmitter Output v02r01.

Method (a): Measure and sum the spectra across the outputs.

The total final Power Spectral Density is from a device with 2 transmitter outputs. The spectrum measurements of the individual outputs are all performed with the same span and number of points; the spectrum value in the first spectral bin of output 1 is summed with that in the first spectral bin of output 2 to obtain the value for the first frequency bin of the summed spectrum.

3.3.4 Test Setup



3.3.5 Test Result of Power Spectral Density

Please refer to Appendix A.



3.4 Unwanted Emissions Measurement

This section is to measure unwanted emissions through radiated measurement for band edge spurious emissions and out of band emissions measurement.

3.4.1 Limit of Unwanted Emissions

- (1) For transmitters operating in the 5150-5250 MHz band: all emissions outside of the 5150-5350 MHz band shall not exceed an EIRP of -27dBm/MHz.

For transmitters operating in the 5250-5350 MHz band: all emissions outside of the 5150-5350 MHz band shall not exceed an EIRP of -27 dBm/MHz. Devices operating in the 5250-5350 MHz band that generate emissions in the 5150-5250 MHz band must meet all applicable technical requirements for operation in the 5150-5250 MHz band (including indoor use) or alternatively meet an out-of-band emission EIRP limit of -27 dBm/MHz in the 5150-5250 MHz band.

For transmitters operating in the 5470-5600 MHz and 5650-5725MHz band: all emissions outside of the 5470-5600 MHz and 5650-5725MHz band shall not exceed an EIRP of -27 dBm/MHz.

- (2) Unwanted spurious emissions falls in restricted bands shall comply with the general field strength limits as below table:

Frequency (MHz)	Field Strength (microvolts/meter)	Measurement Distance (meters)
0.009 – 0.490	2400/F(kHz)	300
0.490 – 1.705	24000/F(kHz)	30
1.705 – 30.0	30	30
30 – 88	100	3
88 – 216	150	3
216 - 960	200	3
Above 960	500	3

Note: The following formula is used to convert the EIRP to field strength.

$$E = \frac{1000000\sqrt{30P}}{3} \mu\text{V/m, where P is the eirp (Watts)}$$



EIRP (dBm)	Field Strength at 3m (dBμV/m)
- 27	68.3

(3) KDB789033 D02 v02r01 G)2)c)

(i) Sections 15.407(b)(1-3) specifies the unwanted emissions limit for the U-NII-1 and U-NII-2 bands. As specified, emissions above 1000 MHz that are outside of the restricted bands are subject to a peak emission limit of -27 dBm/MHz.

(ii) Section 15.407(b)(4) specifies the unwanted emissions limit for the U-NII-3 band. A band emissions mask is specified in Section 15.407(b)(4)(i). The emission limits are based on the use of a peak detector.

3.4.2 Measuring Instruments

Please refer to the measuring equipment list in this test report.

3.4.3 Test Procedures

1. The testing follows FCC KDB 789033 D02 General UNII Test Procedures New Rules v02r01. Section G) Unwanted emissions measurement.

(1) Procedure for Unwanted Emissions Measurements Below 1000 MHz

- RBW = 120 kHz
- VBW = 300 kHz
- Detector = Peak
- Trace mode = max hold

(2) Procedure for Peak Unwanted Emissions Measurements Above 1000 MHz

- RBW = 1 MHz
- VBW ≥ 3 MHz
- Detector = Peak
- Sweep time = auto
- Trace mode = max hold

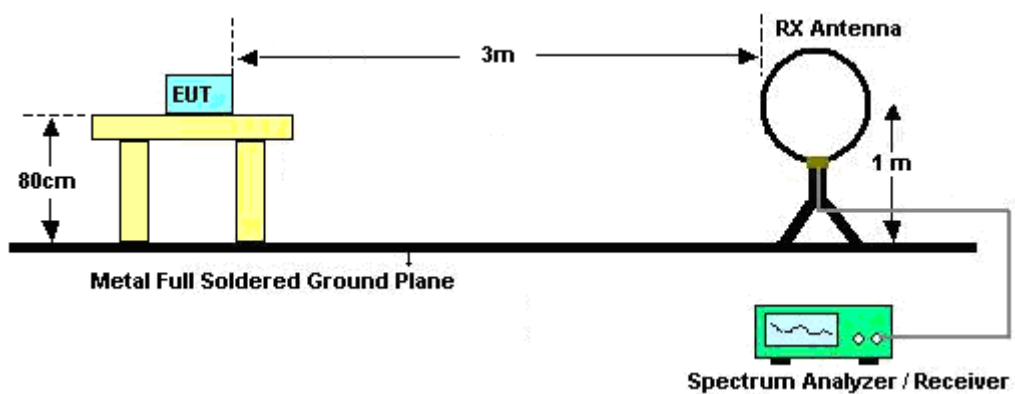
(3) Procedures for Average Unwanted Emissions Measurements Above 1000 MHz

- RBW = 1 MHz
- VBW = 10 Hz, when duty cycle is no less than 98 percent.
- $VBW \geq 1/T$, when duty cycle is less than 98 percent where T is the minimum transmission duration over which the transmitter is on and is transmitting at its maximum power control level for the tested mode of operation.

2. The EUT is placed on a turntable with 0.8 meter for frequency below 1 GHz and 1.5 meter for frequency above 1 GHz respectively above ground.
3. The EUT is set 3 meters away from the receiving antenna which is mounted on the top of a variable height antenna tower.
4. The antenna is a broadband antenna and its height is adjusted between one meter and four meters above ground to find the maximum value of the field strength for both horizontal polarization and vertical polarization of the antenna.
5. For each suspected emission, the EUT is arranged to its worst case and then adjust the antenna tower (from 1 m to 4 m) and turntable (from 0 degree to 360 degrees) to find the maximum reading.
6. Radiated testing below 1 GHz is performed by adjusting the antenna tower from 1 m to 4 m and by rotating the turn table from 0 degree to 360 degrees to find the peak maximum hold reading. When there is no suspected emission found and the emission level is with at least 6 dB margin against QP limit line, the position is marked as “-”.
7. Radiated testing above 1 GHz is performed by adjusting the antenna tower from 1 m to 4 m and by rotating the turn table from 0 degree to 360 degrees to find the peak maximum hold reading for scanning all frequencies. When there is no suspected emission found and the harmonic emission level is with at least 6 dB margin against average limit line, the position is marked as “-”.

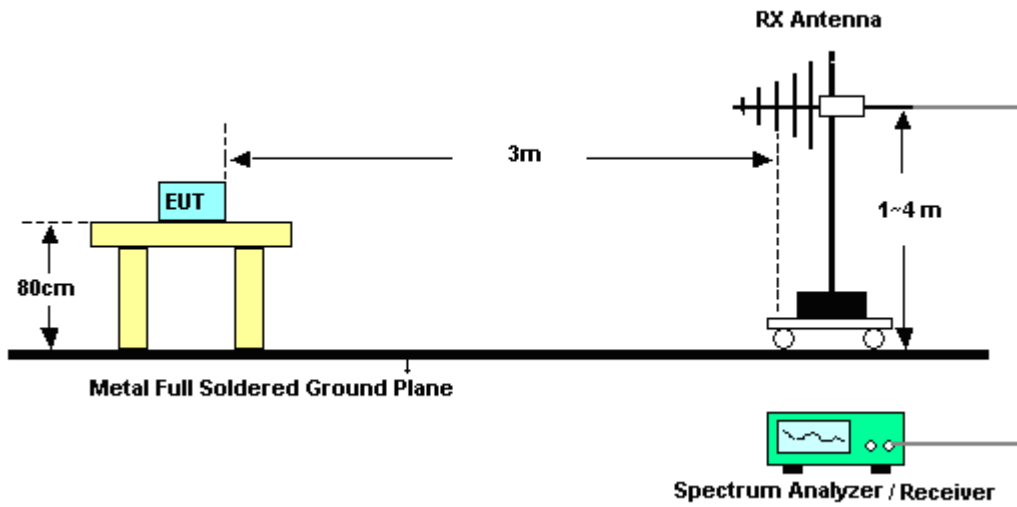
3.4.4 Test Setup

For radiated emissions below 30MHz



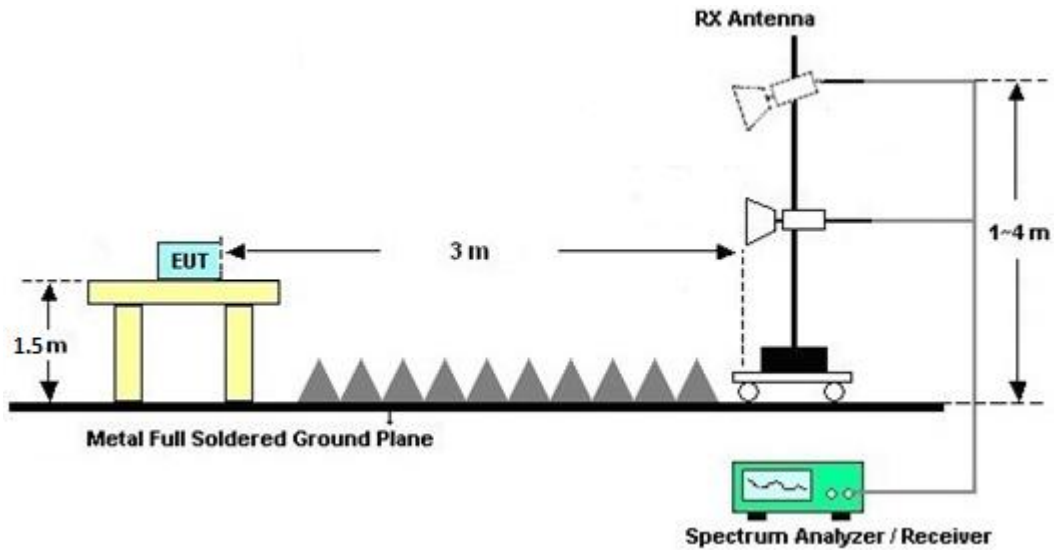
For radiated emissions from 30MHz to 1GHz

<CDD Mode>



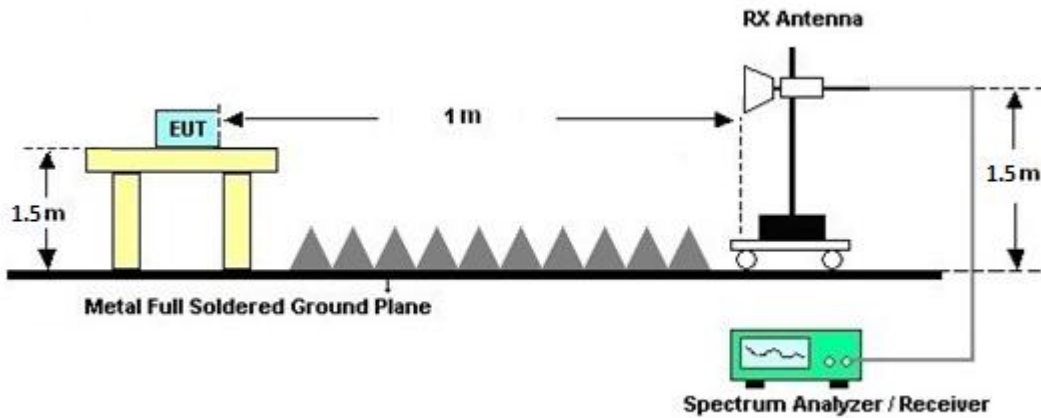
For radiated test from 1GHz to 18GHz

<CDD Mode>



For radiated test above 18GHz

<CDD Mode>



3.4.5 Test Results of Radiated Spurious Emissions (9 kHz ~ 30 MHz)

The low frequency, which starts from 9 kHz to 30 MHz, is pre-scanned and the result which is 20 dB lower than the limit line is not reported.

There is adequate comparison measurement of both open-field test site and alternative test site - semi-Anechoic chamber according to 414788 D01 Radiated Test Site v01r01, and the result came out very similar.

3.4.6 Test Result of Radiated Spurious at Band Edges

Please refer to Appendix C.

3.4.7 Duty Cycle

Please refer to Appendix D.

3.4.8 Test Result of Radiated Spurious Emissions (30MHz ~ 10th Harmonic)

Please refer to Appendix C.



3.5 AC Conducted Emission Measurement

3.5.1 Limit of AC Conducted Emission

For equipment that is designed to be connected to the public utility (AC) power line, the radio frequency voltage that is conducted back onto the AC power line on any frequency or frequencies within the band 150 kHz to 30 MHz shall not exceed the limits in the following table.

Frequency of emission (MHz)	Conducted limit (dB μ V)	
	Quasi-peak	Average
0.15-0.5	66 to 56*	56 to 46*
0.5-5	56	46
5-30	60	50

*Decreases with the logarithm of the frequency.

3.5.2 Measuring Instruments

Please refer to the measuring equipment list in this test report.

3.5.3 Test Procedures

1. The EUT is placed 0.4 meter away from the conducting wall of the shielding room, and is kept at least 80 centimeters from any other grounded conducting surface.
2. Connect EUT to the power mains through a line impedance stabilization network (LISN).
3. All the support units are connecting to the other LISN.
4. The LISN provides 50 ohm coupling impedance for the measuring instrument.
5. The FCC states that a 50 ohm, 50 microhenry LISN shall be used.
6. Both Line and Neutral shall be tested in order to find out the maximum conducted emission.
7. The frequency range from 150 kHz to 30 MHz is scanned.
8. Set the test-receiver system to Peak Detect Function and specified bandwidth with Maximum Hold Mode.

3.5.4 Test Setup



3.5.5 Test Result of AC Conducted Emission

Please refer to Appendix B.



3.6 Antenna Requirements

3.6.1 Standard Applicable

An intentional radiator shall be designed to ensure that no antenna other than that furnished by the responsible party shall be used with the device. The use of a permanently attached antenna or of an antenna that uses a unique coupling to the intentional radiator shall be considered sufficient to comply with the provisions of this section. The manufacturer may design the unit so that a broken antenna can be replaced by the user, but the use of a standard antenna jack or electrical connector is prohibited. This requirement does not apply to carrier current devices or to devices operated under the provisions of §§ 15.211, 15.213, 15.217, 15.219, 15.221, or § 15.236. Further, this requirement does not apply to intentional radiators that must be professionally installed, such as perimeter protection systems and some field disturbance sensors, or to other intentional radiators which, in accordance with § 15.31(d), must be measured at the installation site. However, the installer shall be responsible for ensuring that the proper antenna is employed so that the limits in this part are not exceeded.

3.6.2 Antenna Anti-Replacement Construction

Antenna permanently attached.



4 List of Measuring Equipment

Instrument	Brand Name	Model No.	Serial No.	Characteristics	Calibration Date	Test Date	Due Date	Remark
LOOP Antenna	Rohde & Schwarz	HFH2-Z2	100488	9 kHz~30 MHz	Aug. 29, 2024	Sep. 04, 2024~ Oct. 14, 2024	Aug. 28, 2025	Radiation (03CH21-HY)
Bilog Antenna	TESEQ & WOKEN	CBL 6111D & 00802N1D-06	63303 & 001	30MHz~1GHz	Oct. 15, 2023	Sep. 04, 2024~ Oct. 13, 2024	Oct. 14, 2024	Radiation (03CH21-HY)
Double Ridged Guide Horn Antenna	RFSPIN	DRH18-E	LE2C03A18EN	1GHz~18GHz	Jul. 11, 2024	Sep. 04, 2024~ Oct. 14, 2024	Jul. 10, 2025	Radiation (03CH21-HY)
SHF-EHF Horn Antenna	SCHWARZBECK	BBHA 9170	1223	18GHz~40GHz	Jun. 24, 2024	Sep. 04, 2024~ Oct. 14, 2024	Jun. 23, 2025	Radiation (03CH21-HY)
Amplifier	SONOMA	310N	421580	30MHz~1GHz	Jul. 14, 2024	Sep. 04, 2024~ Oct. 14, 2024	Jul. 13, 2025	Radiation (03CH21-HY)
Amplifier	EMEC	EM01G18GA	060876	1GHz~18GHz	Sep. 28, 2023	Sep. 04, 2024~ Sep. 26, 2024	Sep. 27, 2024	Radiation (03CH21-HY)
Amplifier	EMEC	EM01G18GA	060876	1GHz~18GHz	Sep. 27, 2024	Sep. 27, 2024~ Oct. 14, 2024	Sep. 26, 2025	Radiation (03CH21-HY)
Preamplifier	EMEC	EM18G40G	060871	18GHz~40GHz	Aug. 23, 2024	Sep. 04, 2024~ Oct. 14, 2024	Aug. 22, 2025	Radiation (03CH21-HY)
Spectrum Analyzer	Keysight	N9010A	MY54200485	10Hz~44GHz	May 13, 2024	Sep. 04, 2024~ Sep. 05, 2024	May 12, 2025	Radiation (03CH21-HY)
Spectrum Analyzer	Keysight	N9010B	MY62170358	10Hz~44GHz	Sep. 06, 2024	Sep. 06, 2024~ Oct. 14, 2024	Sep. 05, 2025	Radiation (03CH21-HY)
RF Cable	HUBER + SUHNER	SUCOFLEX 102	803951/2	9K~30M	Mar. 06, 2024	Sep. 04, 2024~ Oct. 14, 2024	Mar. 05, 2025	Radiation (03CH21-HY)
RF Cable	HUBER + SUHNER	SUCOFLEX 102	804397/2,804612/2, 803954/2	30MHz~40GHz	Aug. 12, 2024	Sep. 04, 2024~ Oct. 14, 2024	Aug. 11, 2025	Radiation (03CH21-HY)
Hygrometer	TECPEL	DTM-303A	TP211568	N/A	Oct. 30, 2023	Sep. 04, 2024~ Oct. 14, 2024	Oct. 29, 2024	Radiation (03CH21-HY)
Controller	EMEC	EM 1000	N/A	Control Turn table & Ant Mast	N/A	Sep. 04, 2024~ Oct. 14, 2024	N/A	Radiation (03CH21-HY)
Antenna Mast	EMEC	AM-BS-4500-B	N/A	1~4m	N/A	Sep. 04, 2024~ Oct. 14, 2024	N/A	Radiation (03CH21-HY)
Turn Table	EMEC	TT 2000	N/A	0~360 Degree	N/A	Sep. 04, 2024~ Oct. 14, 2024	N/A	Radiation (03CH21-HY)
Software	Audix	E3 6.2009-8-24	RK-002349	N/A	N/A	Sep. 04, 2024~ Oct. 14, 2024	N/A	Radiation (03CH21-HY)
Hygrometer	TECPEL	DTM-303A	TP201996	N/A	Nov. 07, 2023	Aug. 27, 2024~ Nov. 05, 2024	Nov. 06, 2024	Conducted (TH05-HY)
Hygrometer	TECPEL	DTM-303A	TP201996	N/A	Nov. 01, 2024	Nov. 06, 2024~ Nov. 14, 2024	Oct. 30, 2025	Conducted (TH05-HY)
Power Sensor	DARE	RPR3006W	15100041SNO10 (NO:248)	10MHz~6GHz	Jan. 10, 2024	Aug. 27, 2024~ Nov. 14, 2024	Jan. 09, 2025	Conducted (TH05-HY)
Power Sensor	DARE	RPR3006W	17100015SNO37 (NO:167)	10MHz~6GHz	Dec. 01, 2023	Aug. 27, 2024~ Nov. 14, 2024	Nov. 30, 2024	Conducted (TH05-HY)
Power Divider	Woken	2Way SMA	DCMD38W1E2	N/A	N/A	Aug. 27, 2024~ Nov. 14, 2024	N/A	Conducted (TH05-HY)
Power Divider	Woken	2Way SMA	DCMD5VW1A2	N/A	N/A	Aug. 27, 2024~ Nov. 14, 2024	N/A	Conducted (TH05-HY)
Signal Analyzer	Rohde & Schwarz	FSV3044	101466	10HZ~44GHZ	Aug. 14, 2024	Aug. 27, 2024~ Nov. 14, 2024	Aug. 13, 2025	Conducted (TH05-HY)
Software1	Sporton	BTWIFI_Final_v ersion:1.0(2024-08-21)	N/A	Conducted Items	N/A	Aug. 27, 2024~ Nov. 14, 2024	N/A	Conducted (TH05-HY)



Instrument	Brand Name	Model No.	Serial No.	Characteristics	Calibration Date	Test Date	Due Date	Remark
AC Power Source	ACPOWER	AFC-11003G	F317040033	N/A	N/A	Sep. 07, 2024	N/A	Conduction (CO07-HY)
Software	Rohde & Schwarz	EMC32 V10.30	N/A	N/A	N/A	Sep. 07, 2024	N/A	Conduction (CO07-HY)
Pulse Limiter	SCHWARZBECK	VTSD 9561-F N	9561-F N00373	9kHz-200MHz	Oct. 20, 2023	Sep. 07, 2024	Oct. 19, 2024	Conduction (CO07-HY)
RF Cable	HUBER + SUHNER	RG 214/U	1358175	9kHz~30MHz	Mar. 14, 2024	Sep. 07, 2024	Mar. 13, 2025	Conduction (CO07-HY)
Two-Line V-Network	TESEQ	NNB 51	45051	N/A	Mar. 10, 2024	Sep. 07, 2024	Mar. 09, 2025	Conduction (CO07-HY)
Four-Line V-Network	TESEQ	NNB 52	36122	N/A	Mar. 07, 2024	Sep. 07, 2024	Mar. 06, 2025	Conduction (CO07-HY)
EMI Test Receiver	Rohde & Schwarz	ESR3	102317	9kHz~3.6GHz	Sep. 20, 2023	Sep. 07, 2024	Sep. 19, 2024	Conduction (CO07-HY)



5 Measurement Uncertainty

Uncertainty of Conducted Emission Measurement (150kHz ~ 30MHz)

Measuring Uncertainty for a Level of Confidence of 95% ($U = 2Uc(y)$)	3.44 dB
---	---------

Uncertainty of Radiated Emission Measurement (30 MHz ~ 1000 MHz)

Measuring Uncertainty for a Level of Confidence of 95% ($U = 2Uc(y)$)	6.4 dB
---	--------

Uncertainty of Radiated Emission Measurement (1000 MHz ~ 6000 MHz)

Measuring Uncertainty for a Level of Confidence of 95% ($U = 2Uc(y)$)	4.6 dB
---	--------

Uncertainty of Radiated Emission Measurement (6000 MHz ~ 18000 MHz)

Measuring Uncertainty for a Level of Confidence of 95% ($U = 2Uc(y)$)	4.6 dB
---	--------

Uncertainty of Radiated Emission Measurement (18000 MHz ~ 40000 MHz)

Measuring Uncertainty for a Level of Confidence of 95% ($U = 2Uc(y)$)	5.5 dB
---	--------

Appendix A. Test Result of Conducted Test Items

Test Engineer:	Wei Shun	Temperature:	21~25	°C
Test Date:	2024/08/27~2024/11/14	Relative Humidity:	51~54	%

<CDD Mode>

TEST RESULTS DATA
26dB and 99% OBW

U-NII-1 MIMO										
Mod.	Data Rate	N _{TX}	CH.	Freq. (MHz)	99% Bandwidth (MHz)		26 dB Bandwidth (MHz)			Note
					Ant 1	Ant 2	Ant 1	Ant 2		
11a	6Mbps	2	36	5180	16.44	16.43	20.86	20.77	-	
11a	6Mbps	2	44	5220	16.45	16.43	20.67	20.75		
11a	6Mbps	2	48	5240	16.44	16.43	20.59	20.66		
HT20	MCS0	2	36	5180	17.61	17.62	21.06	20.98		
HT20	MCS0	2	44	5220	17.61	17.62	21.22	21.69		
HT20	MCS0	2	48	5240	17.61	17.62	21.09	21.46		
HT40	MCS0	2	38	5190	40.52	38.81	80.58	81.66		
HT40	MCS0	2	46	5230	39.52	37.66	80.98	73.94		
VHT80	MCS0	2	42	5210	77.56	76.78	180.16	174.14		

TEST RESULTS DATA
Average Power Table

FCC U-NII-1 MIMO												
Mod.	Data Rate	N _{TX}	CH.	Freq. (MHz)	Average Conducted Power (dBm)			FCC Conducted Power Limit (dBm)		DG (dBi)		Pass/Fail
					Ant 1	Ant 2	SUM	Ant 1	Ant 2	Ant 1	Ant 2	
11a	6Mbps	2	36	5180	23.48	23.96	26.74	30.00		4.44		Pass
11a	6Mbps	2	44	5220	23.15	24.01	26.61	30.00		4.44		Pass
11a	6Mbps	2	48	5240	23.23	24.24	26.77	30.00		4.44		Pass
HT20	MCS0	2	36	5180	23.13	23.81	26.49	30.00		4.44		Pass
HT20	MCS0	2	44	5220	22.91	23.92	26.45	30.00		4.44		Pass
HT20	MCS0	2	48	5240	23.18	24.06	26.65	30.00		4.44		Pass
HT40	MCS0	2	38	5190	26.08	27.07	29.61	30.00		4.44		Pass
HT40	MCS0	2	46	5230	25.97	27.32	29.71	30.00		4.44		Pass
VHT20	MCS0	2	36	5180	23.03	23.71	26.39	30.00		4.44		Pass
VHT20	MCS0	2	44	5220	22.81	23.82	26.35	30.00		4.44		Pass
VHT20	MCS0	2	48	5240	23.08	23.96	26.55	30.00		4.44		Pass
VHT40	MCS0	2	38	5190	25.98	26.97	29.51	30.00		4.44		Pass
VHT40	MCS0	2	46	5230	25.87	27.22	29.61	30.00		4.44		Pass
VHT80	MCS0	2	42	5210	26.14	27.01	29.61	30.00		4.44		Pass

TEST RESULTS DATA
Power Spectral Density

FCC U-NII-1 MIMO														
Mod.	Data Rate	N _{TX}	CH.	Freq. (MHz)	Duty Factor (dB)		Average Power Density with Duty Factor (dBm/MHz)			Average PSD Limit (dBm/MHz)		DG (dBi)		Pass /Fail
					Ant 1	Ant 2	Ant 1	Ant 2	SUM	Ant 1	Ant 2	Ant 1	Ant 2	
11a	6Mbps	2	36	5180	0.26	0.26	-			15.23	15.55	7.45		Pass
11a	6Mbps	2	44	5220	0.26	0.26				15.04	15.55	7.45		Pass
11a	6Mbps	2	48	5240	0.26	0.26				15.25	15.55	7.45		Pass
HT20	MCS0	2	36	5180	0.94	0.97				15.54	15.55	7.45		Pass
HT20	MCS0	2	44	5220	0.94	0.97				15.13	15.55	7.45		Pass
HT20	MCS0	2	48	5240	0.94	0.97				15.16	15.55	7.45		Pass
HT40	MCS0	2	38	5190	0.97	0.94				15.11	15.55	7.45		Pass
HT40	MCS0	2	46	5230	0.97	0.94				15.23	15.55	7.45		Pass
VHT80	MCS0	2	42	5210	0.97	0.97				12.53	15.55	7.45		Pass

TEST RESULTS DATA
26dB and 99% OBW

U-NII-2A MIMO											
Mod.	Data Rate	N _{TX}	CH.	Freq. (MHz)	99% Bandwidth (MHz)		26 dB Bandwidth (MHz)		FCC 26dB Bandwidth Power Limit (dBm)		Note
					Ant 1	Ant 2	Ant 1	Ant 2	Ant 1	Ant 2	
11a	6Mbps	2	52	5260	16.45	16.42	20.60	20.74	23.98		-
11a	6Mbps	2	60	5300	16.44	16.43	20.90	20.78	23.98		
11a	6Mbps	2	64	5320	16.44	16.43	20.94	20.72	23.98		
HT20	MCS0	2	52	5260	17.64	17.64	21.56	21.63	23.98		
HT20	MCS0	2	60	5300	17.62	17.63	21.33	21.58	23.98		
HT20	MCS0	2	64	5320	17.62	17.63	21.22	21.73	23.98		
HT40	MCS0	2	54	5270	36.18	36.21	41.07	41.47	23.98		
HT40	MCS0	2	62	5310	36.22	36.22	41.38	41.06	23.98		
VHT80	MCS0	2	58	5290	75.19	75.28	81.38	81.47	23.98		

TEST RESULTS DATA
Average Power Table

FCC U-NII-2A MIMO													
Mod.	Data Rate	N _{TX}	CH.	Freq. (MHz)	Average Conducted Power (dBm)			FCC Conducted Power Limit (dBm)		DG (dBi)		EIRP Power Limit (dBm)	Pass/Fail
					Ant 1	Ant 2	SUM	Ant 1	Ant 2	Ant 1	Ant 2		
11a	6Mbps	2	52	5260	17.45	17.93	20.71	23.98		4.44		30	Pass
11a	6Mbps	2	60	5300	17.36	18.34	20.89	23.98		4.44		30	Pass
11a	6Mbps	2	64	5320	17.53	18.35	20.97	23.98		4.44		30	Pass
HT20	MCS0	2	52	5260	17.31	17.91	20.63	23.98		4.44		30	Pass
HT20	MCS0	2	60	5300	17.29	18.22	20.79	23.98		4.44		30	Pass
HT20	MCS0	2	64	5320	17.02	17.98	20.54	23.98		4.44		30	Pass
HT40	MCS0	2	54	5270	20.06	20.82	23.47	23.98		4.44		30	Pass
HT40	MCS0	2	62	5310	19.91	20.97	23.48	23.98		4.44		30	Pass
VHT20	MCS0	2	52	5260	17.21	17.81	20.53	23.98		4.44		30	Pass
VHT20	MCS0	2	60	5300	17.19	18.12	20.69	23.98		4.44		30	Pass
VHT20	MCS0	2	64	5320	16.92	17.88	20.44	23.98		4.44		30	Pass
VHT40	MCS0	2	54	5270	19.96	20.72	23.37	23.98		4.44		30	Pass
VHT40	MCS0	2	62	5310	19.81	20.87	23.38	23.98		4.44		30	Pass
VHT80	MCS0	2	58	5290	18.70	20.00	22.41	23.98		4.44		30	Pass

TEST RESULTS DATA
Power Spectral Density

U-NII-2A MIMO																	
Mod.	Data Rate	N _{TX}	CH.	Freq. (MHz)	Duty Factor (dB)		Average Power Density with Duty Factor (dBm/MHz)			Average PSD Limit (dBm/MHz)		DG (dBi)		Pass /Fail			
					Ant 1	Ant 2	Ant 1	Ant 2	SUM	Ant 1	Ant 2	Ant 1	Ant 2				
11a	6Mbps	2	52	5260	0.26	0.26	-							Pass			
11a	6Mbps	2	60	5300	0.26	0.26									9.14	9.55	7.45
11a	6Mbps	2	64	5320	0.26	0.26									9.32	9.55	7.45
11a	6Mbps	2	64	5320	0.26	0.26									9.45	9.55	7.45
HT20	MCS0	2	52	5260	0.94	0.97									9.35	9.55	7.45
HT20	MCS0	2	60	5300	0.94	0.97									9.12	9.55	7.45
HT20	MCS0	2	64	5320	0.94	0.97									9.21	9.55	7.45
HT40	MCS0	2	54	5270	0.97	0.94									9.19	9.55	7.45
HT40	MCS0	2	62	5310	0.97	0.94									9.01	9.55	7.45
VHT80	MCS0	2	58	5290	0.97	0.97	4.96	9.55	7.45	Pass							

TEST RESULTS DATA
26dB and 99% OBW

U-NII-2C MIMO												
Mod.	Data Rate	N _{TX}	CH.	Freq. (MHz)	99% Bandwidth In U-NII 2C (MHz)		26 dB Bandwidth In U-NII 2C (MHz)		FCC 26dB Bandwidth Power Limit (dBm)		6 dB Bandwidth for Straddle Channel (MHz)	
					Ant 1	Ant 2	Ant 1	Ant 2	Ant 1	Ant 2	Ant 1	Ant 2
11a	6Mbps	2	100	5500	16.45	16.44	20.65	20.78	23.98		----	----
11a	6Mbps	2	116	5580	16.45	16.44	20.60	20.74	23.98		----	----
11a	6Mbps	2	140	5700	16.44	16.41	20.62	20.76	23.98		----	----
HT20	MCS0	2	100	5500	17.63	17.63	21.90	21.31	23.98		----	----
HT20	MCS0	2	116	5580	17.63	17.64	21.51	21.66	23.98		----	----
HT20	MCS0	2	140	5700	17.65	17.64	21.44	21.16	23.98		----	----
HT40	MCS0	2	102	5510	36.20	36.22	41.06	41.02	23.98		----	----
HT40	MCS0	2	110	5550	36.23	36.22	41.06	41.22	23.98		----	----
HT40	MCS0	2	134	5670	36.21	36.19	40.96	41.06	23.98		----	----
VHT80	MCS0	2	106	5530	75.17	75.21	81.44	81.66	23.98		----	----
VHT80	MCS0	2	122	5610	75.29	75.30	81.70	82.14	23.98		----	----

U-NII-2C straddle channel MIMO												
Mod.	Data Rate	N _{TX}	CH.	Freq. (MHz)	99% Bandwidth In U-NII 2C (MHz)		26 dB Bandwidth In U-NII 2C (MHz)		FCC 26dB Bandwidth Power Limit (dBm)		6 dB Bandwidth for Straddle Channel (MHz)	
					Ant 1	Ant 2	Ant 1	Ant 2	Ant 1	Ant 2	Ant 1	Ant 2
11a	6Mbps	2	144	5720	13.19	13.21	15.28	15.26	22.84		2.9	2.895
HT20	MCS0	2	144	5720	13.83	13.82	16.07	15.70	22.96		3.31	3.49
HT40	MCS0	2	142	5710	33.12	33.14	35.51	35.51	23.98		3.072	2.946
VHT80	MCS0	2	138	5690	72.65	72.65	75.74	76.02	23.98		2.52	2.52
6dB Bandwidth Limit \geq 500kHz											Pass	

TEST RESULTS DATA
Average Power Table

FCC U-NII-2C MIMO													
Mod.	Data Rate	N _{TX}	CH.	Freq. (MHz)	Average Conducted Power (dBm)			FCC Conducted Power Limit (dBm)		DG (dBi)		EIRP Power Limit (dBm)	Pass/Fail
					Ant 1	Ant 2	SUM	Ant 1	Ant 2	Ant 1	Ant 2		
11a	6Mbps	2	100	5500	17.52	17.89	20.72	23.98		4.84	30	Pass	
11a	6Mbps	2	116	5580	17.64	16.71	20.21	23.98		4.84	30	Pass	
11a	6Mbps	2	140	5700	17.61	17.49	20.56	23.98		4.84	30	Pass	
HT20	MCS0	2	100	5500	16.83	17.48	20.18	23.98		4.84	30	Pass	
HT20	MCS0	2	116	5580	17.50	16.65	20.11	23.98		4.84	30	Pass	
HT20	MCS0	2	140	5700	17.41	17.23	20.33	23.98		4.84	30	Pass	
HT40	MCS0	2	102	5510	19.85	20.06	22.97	23.98		4.84	30	Pass	
HT40	MCS0	2	110	5550	20.64	19.71	23.21	23.98		4.84	30	Pass	
HT40	MCS0	2	134	5670	20.17	19.75	22.98	23.98		4.84	30	Pass	
VHT20	MCS0	2	100	5500	16.73	17.38	20.08	23.98		4.84	30	Pass	
VHT20	MCS0	2	116	5580	17.40	16.55	20.01	23.98		4.84	30	Pass	
VHT20	MCS0	2	140	5700	17.31	17.13	20.23	23.98		4.84	30	Pass	
VHT40	MCS0	2	102	5510	19.75	19.96	22.87	23.98		4.84	30	Pass	
VHT40	MCS0	2	110	5550	20.54	19.61	23.11	23.98		4.84	30	Pass	
VHT40	MCS0	2	134	5670	20.07	19.65	22.88	23.98		4.84	30	Pass	
VHT80	MCS0	2	106	5530	17.61	18.10	20.87	23.98		4.84	30	Pass	
VHT80	MCS0	2	122	5610	21.10	20.58	23.86	23.98		4.84	30	Pass	

FCC U-NII-2C straddle channel MIMO													
Mod.	Data Rate	N _{TX}	CH.	Freq. (MHz)	Average Conducted Power (dBm)			FCC Conducted Power Limit (dBm)		DG (dBi)		EIRP Power Limit (dBm)	Pass/Fail
					Ant 1	Ant 2	SUM	Ant 1	Ant 2	Ant 1	Ant 2		
11a	6Mbps	2	144	5720	17.67	17.29	20.49	22.84		4.84	30	Pass	
HT20	MCS0	2	144	5720	17.37	16.95	20.18	22.96		4.84	30	Pass	
HT40	MCS0	2	142	5710	20.01	19.76	22.90	23.98		4.84	30	Pass	
VHT20	MCS0	2	144	5720	17.27	16.85	20.08	23.98		4.84	30	Pass	
VHT40	MCS0	2	142	5710	19.91	19.66	22.80	23.98		4.84	30	Pass	
VHT80	MCS0	2	138	5690	20.59	20.49	23.55	23.98		4.84	30	Pass	

TEST RESULTS DATA
Power Spectral Density

U-NII-2C MIMO																	
Mod.	Data Rate	N _{TX}	CH.	Freq. (MHz)	Duty Factor (dB)		Average Power Density with Duty Factor (dBm/MHz)			Average PSD Limit (dBm/MHz)		DG (dBi)		Pass /Fail			
					Ant 1	Ant 2	Ant 1	Ant 2	SUM	Ant 1	Ant 2	Ant 1	Ant 2				
11a	6Mbps	2	100	5500	0.26	0.26	-		-	-	-	-	-	Pass			
11a	6Mbps	2	116	5580	0.26	0.26								9.12	9.15	7.85	Pass
11a	6Mbps	2	140	5700	0.26	0.26								8.85	9.15	7.85	Pass
HT20	MCS0	2	100	5500	0.94	0.97								9.10	9.15	7.85	Pass
HT20	MCS0	2	116	5580	0.94	0.97								8.91	9.15	7.85	Pass
HT20	MCS0	2	140	5700	0.94	0.97								8.57	9.15	7.85	Pass
HT40	MCS0	2	102	5510	0.97	0.94								8.67	9.15	7.85	Pass
HT40	MCS0	2	110	5550	0.97	0.94								8.56	9.15	7.85	Pass
HT40	MCS0	2	134	5670	0.97	0.94								8.36	9.15	7.85	Pass
VHT80	MCS0	2	106	5530	0.97	0.97								8.77	9.15	7.85	Pass
VHT80	MCS0	2	122	5610	0.97	0.97								3.50	9.15	7.85	Pass
														6.48	9.15	7.85	Pass

U-NII-2C straddle channel MIMO																	
Mod.	Data Rate	N _{TX}	CH.	Freq. (MHz)	Duty Factor (dB)		Average Power Density (dBm/MHz)			Average PSD Limit (dBm/MHz)		DG (dBi)		Pass /Fail			
					Ant 1	Ant 2	Ant 1	Ant 2	SUM	Ant 1	Ant 2	Ant 1	Ant 2				
11a	6Mbps	2	144	5720	0.26	0.26	-		-	-	-	-	-	Pass			
HT20	MCS0	2	144	5720	0.94	0.97								9.14	9.15	7.85	Pass
HT40	MCS0	2	142	5710	0.97	0.94								8.56	9.15	7.85	Pass
VHT80	MCS0	2	138	5690	0.97	0.97								8.41	9.15	7.85	Pass
														Pass			

TEST RESULTS DATA
26dB and 99% OBW

U-NII-1 MIMO											
Mod.	Data Rate	N _{TX}	CH.	Freq. (MHz)	RU Config.	99% Bandwidth (MHz)		26 dB Bandwidth (MHz)			Note
						Ant 1	Ant 2	Ant 1	Ant 2		
HE20	MCS0	2	36	5180	Full	18.92	18.90	21.85	21.42	-	-
HE20	MCS0	2	44	5220	Full	18.93	18.90	21.49	21.52		
HE20	MCS0	2	48	5240	Full	18.93	18.92	21.50	21.78		
HE40	MCS0	2	38	5190	Full	37.87	37.86	41.52	42.32		
HE40	MCS0	2	46	5230	Full	37.89	37.90	42.24	42.06		
HE80	MCS0	2	42	5210	Full	77.12	77.05	82.37	82.11		

TEST RESULTS DATA
Average Power Table

FCC U-NII-1 MIMO													
Mod.	Data Rate	N _{TX}	CH.	Freq. (MHz)	RU Config	Average Conducted Power (dBm)			FCC Conducted Power Limit (dBm)		DG (dBi)		Pass/Fail
						Ant 1	Ant 2	SUM	Ant 1	Ant 2	Ant 1	Ant 2	
HE20	MCS0	2	36	5180	Full	23.23	23.91	26.59	30.00	30.00	4.44	4.44	Pass
HE20	MCS0	2	44	5220	Full	23.01	24.02	26.55	30.00	30.00	4.44	4.44	Pass
HE20	MCS0	2	48	5240	Full	23.28	24.16	26.75	30.00	30.00	4.44	4.44	Pass
HE40	MCS0	2	38	5190	Full	26.18	27.17	29.71	30.00	30.00	4.44	4.44	Pass
HE40	MCS0	2	46	5230	Full	26.07	27.42	29.81	30.00	30.00	4.44	4.44	Pass
HE80	MCS0	2	42	5210	Full	26.24	27.11	29.71	30.00	30.00	4.44	4.44	Pass

TEST RESULTS DATA
Power Spectral Density

FCC U-NII-1 MIMO															
Mod.	Data Rate	N _{rx}	CH.	Freq. (MHz)	RU Config	Duty Factor (dB)		Average Power Density with Duty Factor (dBm/MHz)			Average PSD Limit (dBm/MHz)		DG (dBi)		Pass /Fail
						Ant 1	Ant 2	Ant 1	Ant 2	SUM	Ant 1	Ant 2	Ant 1	Ant 2	
HE20	MCS0	2	36	5180	Full	0.94	0.94				15.24	15.55	7.45	Pass	
HE20	MCS0	2	44	5220	Full	0.94	0.94				15.10	15.55	7.45	Pass	
HE20	MCS0	2	48	5240	Full	0.94	0.94				15.38	15.55	7.45	Pass	
HE40	MCS0	2	38	5190	Full	0.97	0.94				15.41	15.55	7.45	Pass	
HE40	MCS0	2	46	5230	Full	0.97	0.94				15.51	15.55	7.45	Pass	
HE80	MCS0	2	42	5210	Full	0.97	0.97				12.60	15.55	7.45	Pass	

TEST RESULTS DATA
26dB and 99% OBW

U-NII-2A MIMO												
Mod.	Data Rate	N _{TX}	CH.	Freq. (MHz)	RU Config.	99% Bandwidth (MHz)		26 dB Bandwidth (MHz)		FCC 26dB Bandwidth Power Limit (dBm)		Note
						Ant 1	Ant 2	Ant 1	Ant 2	Ant 1	Ant 2	
HE20	MCS0	2	52	5260	Full	18.94	18.90	21.92	21.71	23.98		
HE20	MCS0	2	60	5300	Full	18.93	18.93	21.91	21.56	23.98		
HE20	MCS0	2	64	5320	Full	18.94	18.90	21.55	21.48	23.98		
HE40	MCS0	2	54	5270	Full	37.92	37.85	41.87	41.95	23.98		
HE40	MCS0	2	62	5310	Full	37.91	37.86	41.66	41.92	23.98		
HE80	MCS0	2	58	5290	Full	77.11	77.02	82.27	82.46	23.98		

TEST RESULTS DATA
Average Power Table

FCC U-NII-2A MIMO														
Mod.	Data Rate	N _{TX}	CH.	Freq. (MHz)	RU Config	Average Conducted Power (dBm)			FCC Conducted Power Limit (dBm)		DG (dBi)		EIRP Power Limit (dBm)	Pass/Fail
						Ant 1	Ant 2	SUM	Ant 1	Ant 2	Ant 1	Ant 2		
HE20	MCS0	2	52	5260	Full	17.41	18.01	20.73	23.98		4.44		30	Pass
HE20	MCS0	2	60	5300	Full	17.39	18.32	20.89	23.98		4.44		30	Pass
HE20	MCS0	2	64	5320	Full	17.12	18.08	20.64	23.98		4.44		30	Pass
HE40	MCS0	2	54	5270	Full	20.16	20.92	23.57	23.98		4.44		30	Pass
HE40	MCS0	2	62	5310	Full	18.86	19.64	22.28	23.98		4.44		30	Pass
HE80	MCS0	2	58	5290	Full	18.18	19.48	21.89	23.98		4.44		30	Pass

TEST RESULTS DATA
Power Spectral Density

U-NII-2A MIMO															
Mod.	Data Rate	N _{rx}	CH.	Freq. (MHz)	RU Config	Duty Factor (dB)		Average Power Density with Duty Factor (dBm/MHz)			Average PSD Limit (dBm/MHz)		DG (dBi)		Pass /Fail
						Ant 1	Ant 2	Ant 1	Ant 2	SUM	Ant 1	Ant 2	Ant 1	Ant 2	
HE20	MCS0	2	52	5260	Full	0.94	0.94	-		9.37	9.55	7.45		Pass	
HE20	MCS0	2	60	5300	Full	0.94	0.94		9.52	9.55	7.45	Pass			
HE20	MCS0	2	64	5320	Full	0.94	0.94		9.25	9.55	7.45	Pass			
HE40	MCS0	2	54	5270	Full	0.97	0.94		9.38	9.55	7.45	Pass			
HE40	MCS0	2	62	5310	Full	0.97	0.94		8.02	9.55	7.45	Pass			
HE80	MCS0	2	58	5290	Full	0.97	0.97		4.73	9.55	7.45	Pass			

TEST RESULTS DATA
26dB and 99% OBW

U-NII-2C MIMO													
Mod.	Data Rate	N _{TX}	CH.	Freq. (MHz)	RU Config.	99% Bandwidth In U-NII 2C (MHz)		26 dB Bandwidth In U-NII 2C (MHz)		FCC 26dB Bandwidth Power Limit (dBm)		6 dB Bandwidth for Straddle Channel (MHz)	
						Ant 1	Ant 2	Ant 1	Ant 2	Ant 1	Ant 2	Ant 1	Ant 2
HE20	MCS0	2	100	5500	Full	18.93	18.91	21.60	21.67	23.98		----	----
HE20	MCS0	2	116	5580	Full	18.93	18.91	21.54	21.63	23.98		----	----
HE20	MCS0	2	140	5700	Full	18.93	18.88	21.39	21.70	23.98		----	----
HE40	MCS0	2	102	5510	Full	37.88	37.85	42.34	41.89	23.98		----	----
HE40	MCS0	2	110	5550	Full	37.91	37.89	41.97	41.89	23.98		----	----
HE40	MCS0	2	134	5670	Full	37.91	37.92	41.79	42.22	23.98		----	----
HE80	MCS0	2	106	5530	Full	77.08	77.06	82.21	82.50	23.98		----	----
HE80	MCS0	2	122	5610	Full	77.08	77.12	82.37	82.75	23.98		----	----

U-NII-2C straddle channel MIMO													
Mod.	Data Rate	N _{TX}	CH.	Freq. (MHz)	RU Config.	99% Bandwidth In U-NII 2C (MHz)		26 dB Bandwidth In U-NII 2C (MHz)		FCC 26dB Bandwidth Power Limit (dBm)		6 dB Bandwidth for Straddle Channel (MHz)	
						Ant 1	Ant 2	Ant 1	Ant 2	Ant 1	Ant 2	Ant 1	Ant 2
HE20	MCS0	2	144	5720	Full	14.45	14.45	15.71	16.03	22.96		4.105	4.225
HE40	MCS0	2	142	5710	Full	33.91	33.93	36.34	35.94	23.98		3.972	3.432
HE80	MCS0	2	138	5690	Full	73.54	73.50	76.15	76.15	23.98		3.608	3.448
6dB Bandwidth Limit \geq 500kHz												Pass	

TEST RESULTS DATA
Average Power Table

FCC U-NII-2C MIMO														
Mod.	Data Rate	N _{TX}	CH.	Freq. (MHz)	RU Config	Average Conducted Power (dBm)			FCC Conducted Power Limit (dBm)		DG (dBi)		EIRP Power Limit (dBm)	Pass/Fail
						Ant 1	Ant 2	SUM	Ant 1	Ant 2	Ant 1	Ant 2		
HE20	MCS0	2	100	5500	Full	16.93	17.58	20.28	23.98		4.84		30	Pass
HE20	MCS0	2	116	5580	Full	17.60	16.75	20.21	23.98		4.84		30	Pass
HE20	MCS0	2	140	5700	Full	17.51	17.33	20.43	23.98		4.84		30	Pass
HE40	MCS0	2	102	5510	Full	19.95	20.16	23.07	23.98		4.84		30	Pass
HE40	MCS0	2	110	5550	Full	20.74	19.81	23.31	23.98		4.84		30	Pass
HE40	MCS0	2	134	5670	Full	20.27	19.85	23.08	23.98		4.84		30	Pass
HE80	MCS0	2	106	5530	Full	17.16	17.48	20.33	23.98		4.84		30	Pass
HE80	MCS0	2	122	5610	Full	21.20	20.68	23.96	23.98		4.84		30	Pass

FCC U-NII-2C straddle channel MIMO														
Mod.	Data Rate	N _{TX}	CH.	Freq. (MHz)	RU Config	Average Conducted Power (dBm)			FCC Conducted Power Limit (dBm)		DG (dBi)		EIRP Power Limit (dBm)	Pass/Fail
						Ant 1	Ant 2	SUM	Ant 1	Ant 2	Ant 1	Ant 2		
HE20	MCS0	2	144	5720	Full	17.47	17.05	20.28	22.96		4.84		30	Pass
HE40	MCS0	2	142	5710	Full	20.11	19.86	23.00	23.98		4.84		30	Pass
HE80	MCS0	2	138	5690	Full	20.69	20.59	23.65	23.98		4.84		30	Pass

TEST RESULTS DATA
Power Spectral Density

U-NII-2C MIMO															
Mod.	Data Rate	N _{rx}	CH.	Freq. (MHz)	RU Config	Duty Factor (dB)		Average Power Density with Duty Factor (dBm/MHz)			Average PSD Limit (dBm/MHz)		DG (dBi)		Pass /Fail
						Ant 1	Ant 2	Ant 1	Ant 2	SUM	Ant 1	Ant 2	Ant 1	Ant 2	
HE20	MCS0	2	100	5500	Full	0.94	0.94	-		8.81	9.15	7.85		Pass	
HE20	MCS0	2	116	5580	Full	0.94	0.94		8.91	9.15	7.85	Pass			
HE20	MCS0	2	140	5700	Full	0.94	0.94		9.09	9.15	7.85	Pass			
HE40	MCS0	2	102	5510	Full	0.97	0.94		9.01	9.15	7.85	Pass			
HE40	MCS0	2	110	5550	Full	0.97	0.94		9.15	9.15	7.85	Pass			
HE40	MCS0	2	134	5670	Full	0.97	0.94		9.01	9.15	7.85	Pass			
HE80	MCS0	2	106	5530	Full	0.97	0.97		3.10	9.15	7.85	Pass			
HE80	MCS0	2	122	5610	Full	0.97	0.97		6.82	9.15	7.85	Pass			

U-NII-2C straddle channel MIMO															
Mod.	Data Rate	N _{rx}	CH.	Freq. (MHz)	RU Config	Duty Factor (dB)		Average Power Density (dBm/MHz)			Average PSD Limit (dBm/MHz)		DG (dBi)		Pass /Fail
						Ant 1	Ant 2	Ant 1	Ant 2	SUM	Ant 1	Ant 2	Ant 1	Ant 2	
HE20	MCS0	2	144	5720	Full	0.94	0.94	-		9.11	9.15	7.85		Pass	
HE40	MCS0	2	142	5710	Full	0.97	0.94		8.93	9.15	7.85	Pass			
HE80	MCS0	2	138	5690	Full	0.97	0.97		6.79	9.15	7.85	Pass			

<TXBF Mode>

TEST RESULTS DATA
Average Power Table

FCC U-NII-1 MIMO												
Mod.	Data Rate	N _{TX}	CH.	Freq. (MHz)	Average Conducted Power (dBm)			FCC Conducted Power Limit (dBm)		DG (dBi)		Pass/Fail
					Ant 1	Ant 2	SUM	Ant 1	Ant 2	Ant 1	Ant 2	
HT20	MCS0	2	36	5180	23.04	23.60	26.34	28.55	7.45	-	Pass	
HT20	MCS0	2	44	5220	22.90	23.90	26.44	28.55	7.45		Pass	
HT20	MCS0	2	48	5240	22.98	23.94	26.50	28.55	7.45		Pass	
HT40	MCS0	2	38	5190	24.91	25.45	28.20	28.55	7.45		Pass	
HT40	MCS0	2	46	5230	24.92	25.53	28.25	28.55	7.45		Pass	
VHT20	MCS0	2	36	5180	22.94	23.50	26.24	28.55	7.45		Pass	
VHT20	MCS0	2	44	5220	22.80	23.80	26.34	28.55	7.45		Pass	
VHT20	MCS0	2	48	5240	22.88	23.84	26.40	28.55	7.45		Pass	
VHT40	MCS0	2	38	5190	24.81	25.35	28.10	28.55	7.45		Pass	
VHT40	MCS0	2	46	5230	24.82	25.43	28.15	28.55	7.45		Pass	
VHT80	MCS0	2	42	5210	24.90	25.63	28.29	28.55	7.45		Pass	

TEST RESULTS DATA
Average Power Table

FCC U-NII-2A MIMO													
Mod.	Data Rate	N _{TX}	CH.	Freq. (MHz)	Average Conducted Power (dBm)			FCC Conducted Power Limit (dBm)		DG (dBi)		EIRP Power Limit (dBm)	Pass/Fail
					Ant 1	Ant 2	SUM	Ant 1	Ant 2	Ant 1	Ant 2		
HT20	MCS0	2	52	5260	17.09	17.95	20.55	22.53		7.45		30	Pass
HT20	MCS0	2	60	5300	16.97	18.32	20.71	22.53		7.45		30	Pass
HT20	MCS0	2	64	5320	16.63	17.89	20.32	22.53		7.45		30	Pass
HT40	MCS0	2	54	5270	19.00	19.75	22.40	22.53		7.45		30	Pass
HT40	MCS0	2	62	5310	18.90	20.05	22.52	22.53		7.45		30	Pass
VHT20	MCS0	2	52	5260	16.99	17.85	20.45	22.53		7.45		30	Pass
VHT20	MCS0	2	60	5300	16.87	18.22	20.61	22.53		7.45		30	Pass
VHT20	MCS0	2	64	5320	16.53	17.79	20.22	22.53		7.45		30	Pass
VHT40	MCS0	2	54	5270	18.90	19.65	22.30	22.53		7.45		30	Pass
VHT40	MCS0	2	62	5310	18.80	19.95	22.42	22.53		7.45		30	Pass
VHT80	MCS0	2	58	5290	18.38	19.94	22.24	22.53		7.45		30	Pass

TEST RESULTS DATA
Average Power Table

FCC U-NII-2C MIMO													
Mod.	Data Rate	N _{TX}	CH.	Freq. (MHz)	Average Conducted Power (dBm)			FCC Conducted Power Limit (dBm)		DG (dBi)		EIRP Power Limit (dBm)	Pass/Fail
					Ant 1	Ant 2	SUM	Ant 1	Ant 2	Ant 1	Ant 2		
HT20	MCS0	2	100	5500	15.95	17.48	19.79	22.13		7.85	30	Pass	
HT20	MCS0	2	116	5580	16.46	16.80	19.64	22.13		7.85	30	Pass	
HT20	MCS0	2	140	5700	16.20	17.54	19.93	22.13		7.85	30	Pass	
HT40	MCS0	2	102	5510	18.25	19.34	21.84	22.13		7.85	30	Pass	
HT40	MCS0	2	110	5550	18.90	19.00	21.96	22.13		7.85	30	Pass	
HT40	MCS0	2	134	5670	18.37	19.55	22.01	22.13		7.85	30	Pass	
VHT20	MCS0	2	100	5500	15.85	17.38	19.69	22.13		7.85	30	Pass	
VHT20	MCS0	2	116	5580	16.36	16.70	19.54	22.13		7.85	30	Pass	
VHT20	MCS0	2	140	5700	16.10	17.44	19.83	22.13		7.85	30	Pass	
VHT40	MCS0	2	102	5510	18.15	19.24	21.74	22.13		7.85	30	Pass	
VHT40	MCS0	2	110	5550	18.80	18.90	21.86	22.13		7.85	30	Pass	
VHT40	MCS0	2	134	5670	18.27	19.45	21.91	22.13		7.85	30	Pass	
VHT80	MCS0	2	106	5530	17.39	17.84	20.63	22.13		7.85	30	Pass	
VHT80	MCS0	2	122	5610	18.85	19.15	22.01	22.13		7.85	30	Pass	

FCC U-NII-2C straddle channel MIMO													
Mod.	Data Rate	N _{TX}	CH.	Freq. (MHz)	Average Conducted Power (dBm)			FCC Conducted Power Limit (dBm)		DG (dBi)		EIRP Power Limit (dBm)	Pass/Fail
					Ant 1	Ant 2	SUM	Ant 1	Ant 2	Ant 1	Ant 2		
HT20	MCS0	2	144	5720	16.04	17.41	19.79	22.13		7.85	30	Pass	
HT40	MCS0	2	142	5710	18.23	19.61	21.98	22.13		7.85	30	Pass	
VHT20	MCS0	2	144	5720	15.94	17.31	19.69	22.13		7.85	30	Pass	
VHT40	MCS0	2	142	5710	18.13	19.51	21.88	22.13		7.85	30	Pass	
VHT80	MCS0	2	138	5690	18.33	19.56	22.00	22.13		7.85	30	Pass	

TEST RESULTS DATA
Average Power Table

FCC U-NII-1 MIMO														
Mod.	Data Rate	N _{TX}	CH.	Freq. (MHz)	RU Config.	Average Conducted Power (dBm)			FCC Conducted Power Limit (dBm)		DG (dBi)		Pass/Fail	
						Ant 1	Ant 2	SUM	Ant 1	Ant 2	Ant 1	Ant 2		
HE20	MCS0	2	36	5180	Full	23.14	23.70	26.44	28.55		7.45		-	Pass
HE20	MCS0	2	44	5220	Full	23.00	24.00	26.54	28.55		7.45			Pass
HE20	MCS0	2	48	5240	Full	23.08	24.04	26.60	28.55		7.45			Pass
HE40	MCS0	2	38	5190	Full	25.01	25.55	28.30	28.55		7.45			Pass
HE40	MCS0	2	46	5230	Full	25.02	25.63	28.35	28.55		7.45			Pass
HE80	MCS0	2	42	5210	Full	25.00	25.73	28.39	28.55		7.45			Pass

TEST RESULTS DATA
Average Power Table

FCC U-NII-2A MIMO														
Mod.	Data Rate	N _{TX}	CH.	Freq. (MHz)	RU Config.	Average Conducted Power (dBm)			FCC Conducted Power Limit (dBm)		DG (dBi)		EIRP Power Limit (dBm)	Pass/Fail
						Ant 1	Ant 2	SUM	Ant 1	Ant 2	Ant 1	Ant 2		
HE20	MCS0	2	52	5260	Full	17.19	18.05	20.65	22.53		7.45		30	Pass
HE20	MCS0	2	60	5300	Full	17.07	18.42	20.81	22.53		7.45		30	Pass
HE20	MCS0	2	64	5320	Full	16.73	17.99	20.42	22.53		7.45		30	Pass
HE40	MCS0	2	54	5270	Full	19.10	19.85	22.50	22.53		7.45		30	Pass
HE40	MCS0	2	62	5310	Full	18.33	19.55	21.99	22.53		7.45		30	Pass
HE80	MCS0	2	58	5290	Full	17.85	19.36	21.68	22.53		7.45		30	Pass

TEST RESULTS DATA
Average Power Table

FCC U-NII-2C MIMO														
Mod.	Data Rate	N _{TX}	CH.	Freq. (MHz)	RU Config.	Average Conducted Power (dBm)			FCC Conducted Power Limit (dBm)		DG (dBi)		EIRP Power Limit (dBm)	Pass/Fail
						Ant 1	Ant 2	SUM	Ant 1	Ant 2	Ant 1	Ant 2		
HE20	MCS0	2	100	5500	Full	16.05	17.58	19.89	22.13		7.85		30	Pass
HE20	MCS0	2	116	5580	Full	16.56	16.90	19.74	22.13		7.85		30	Pass
HE20	MCS0	2	140	5700	Full	16.30	17.64	20.03	22.13		7.85		30	Pass
HE40	MCS0	2	102	5510	Full	18.35	19.44	21.94	22.13		7.85		30	Pass
HE40	MCS0	2	110	5550	Full	19.00	19.10	22.06	22.13		7.85		30	Pass
HE40	MCS0	2	134	5670	Full	18.47	19.65	22.11	22.13		7.85		30	Pass
HE80	MCS0	2	106	5530	Full	16.75	17.15	19.96	22.13		7.85		30	Pass
HE80	MCS0	2	122	5610	Full	18.95	19.25	22.11	22.13		7.85		30	Pass

FCC U-NII-2C straddle channel MIMO														
Mod.	Data Rate	N _{TX}	CH.	Freq. (MHz)	RU Config.	Average Conducted Power (dBm)			FCC Conducted Power Limit (dBm)		DG (dBi)		EIRP Power Limit (dBm)	Pass/Fail
						Ant 1	Ant 2	SUM	Ant 1	Ant 2	Ant 1	Ant 2		
HE20	MCS0	2	144	5720	Full	16.14	17.51	19.89	22.13		7.85		30	Pass
HE40	MCS0	2	142	5710	Full	18.33	19.71	22.08	22.13		7.85		30	Pass
HE80	MCS0	2	138	5690	Full	18.43	19.66	22.10	22.13		7.85		30	Pass

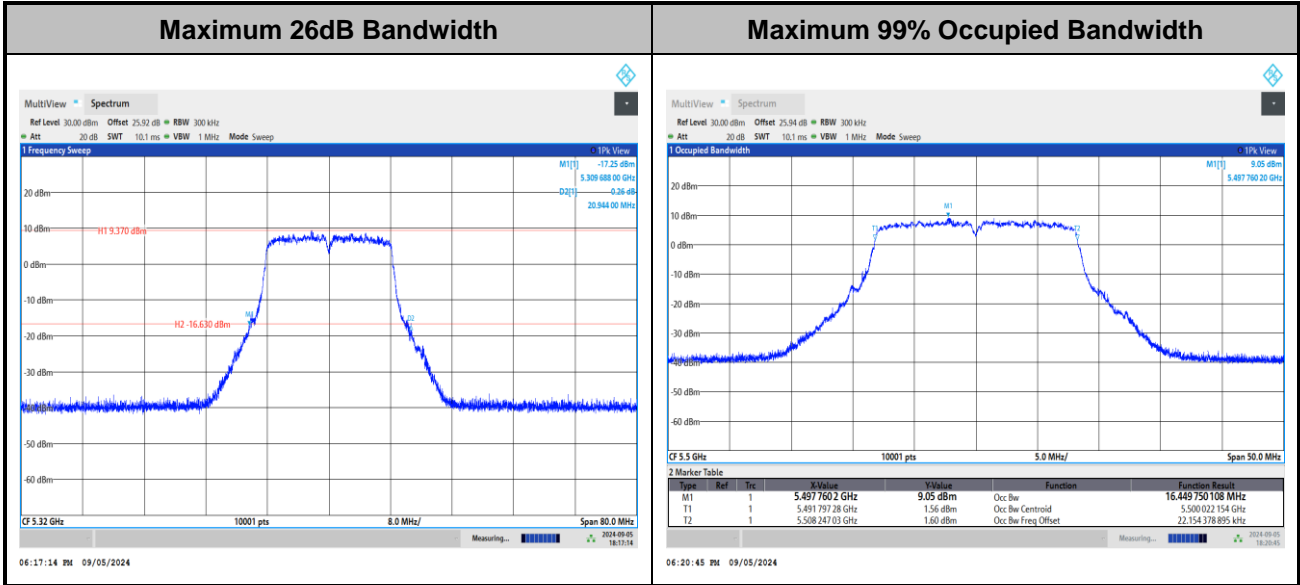


<CDD Mode>

Test Result of 26dB & 99% Occupied Bandwidth

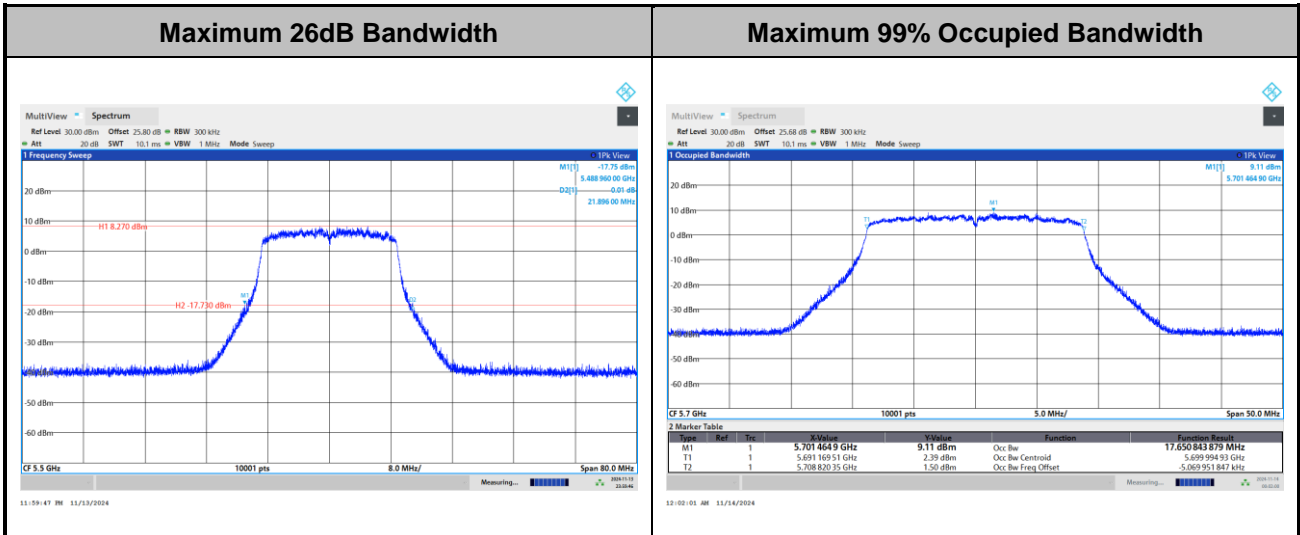
MIMO <Ant. 1+2>

<802.11a>



Note: The occupied channel bandwidth is maintained within the band of operation for all of the modulations.

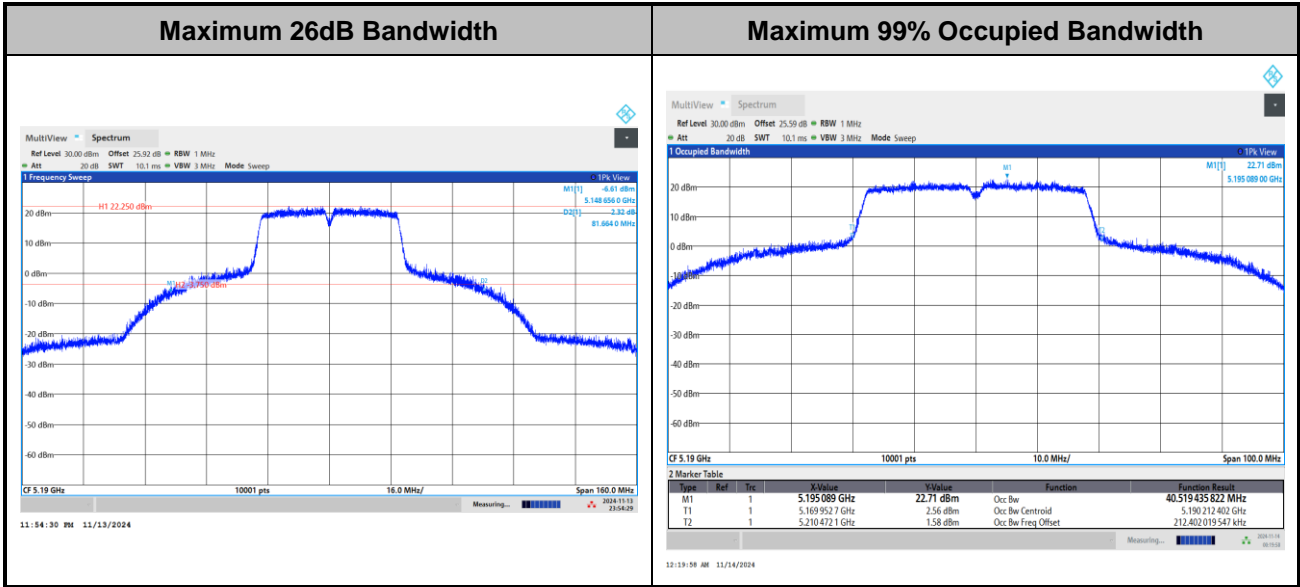
<802.11n HT20>



Note: The occupied channel bandwidth is maintained within the band of operation for all of the modulations.

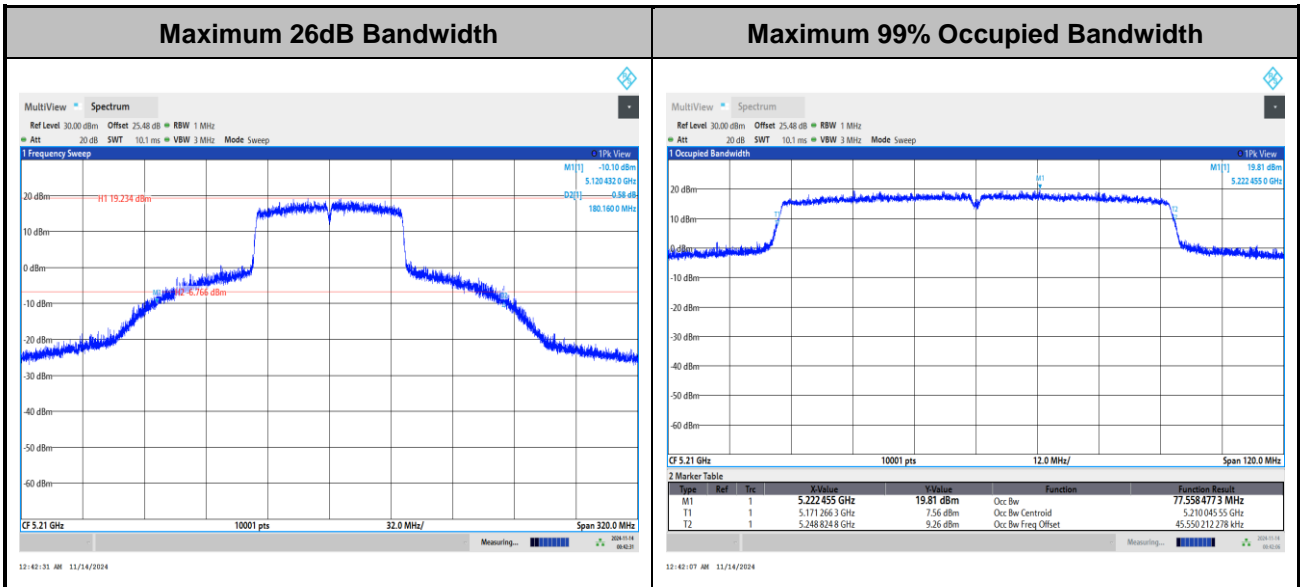


<802.11n HT40>



Note: The occupied channel bandwidth is maintained within the band of operation for all of the modulations.

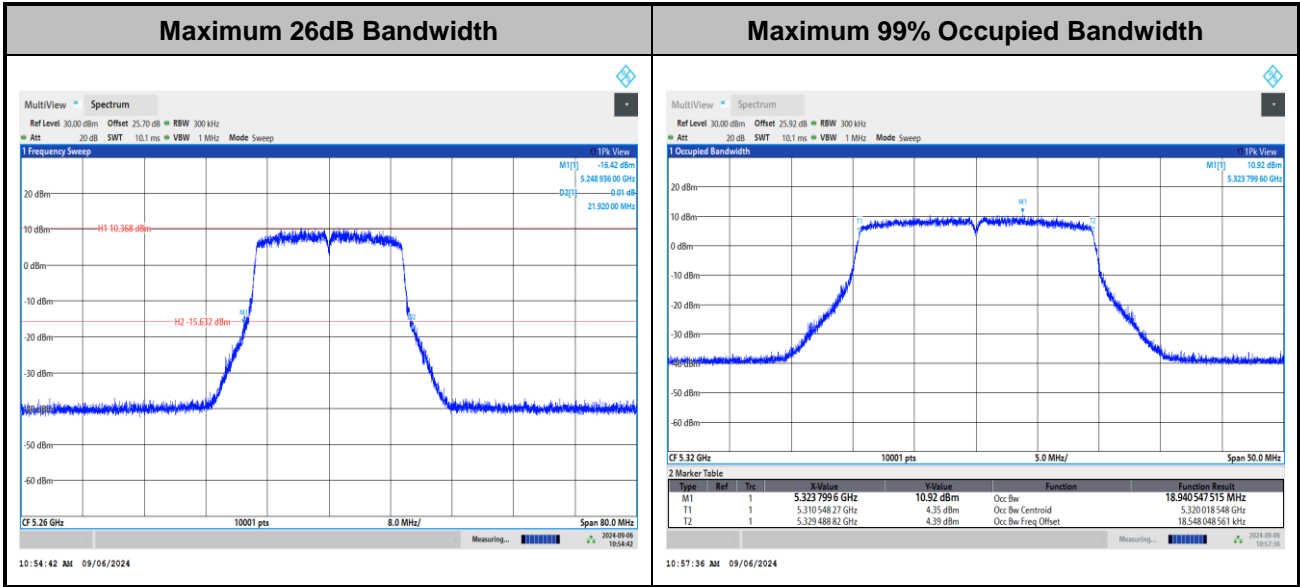
<802.11ac VHT80>



Note: The occupied channel bandwidth is maintained within the band of operation for all of the modulations.

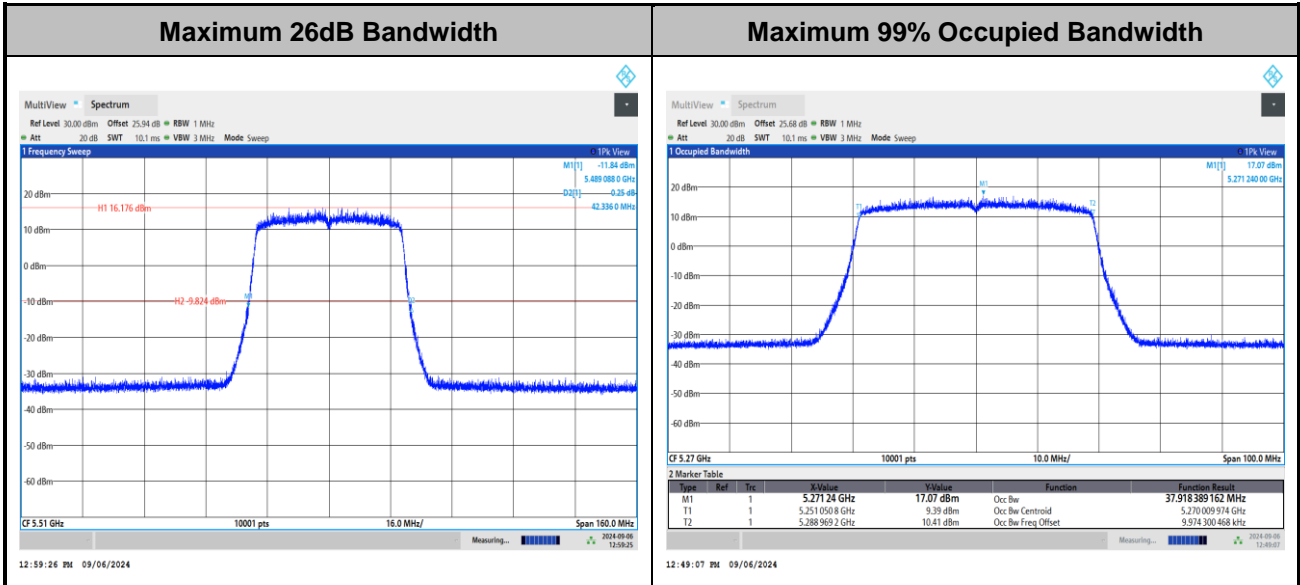


<802.11ax HE20>



Note: The occupied channel bandwidth is maintained within the band of operation for all of the modulations.

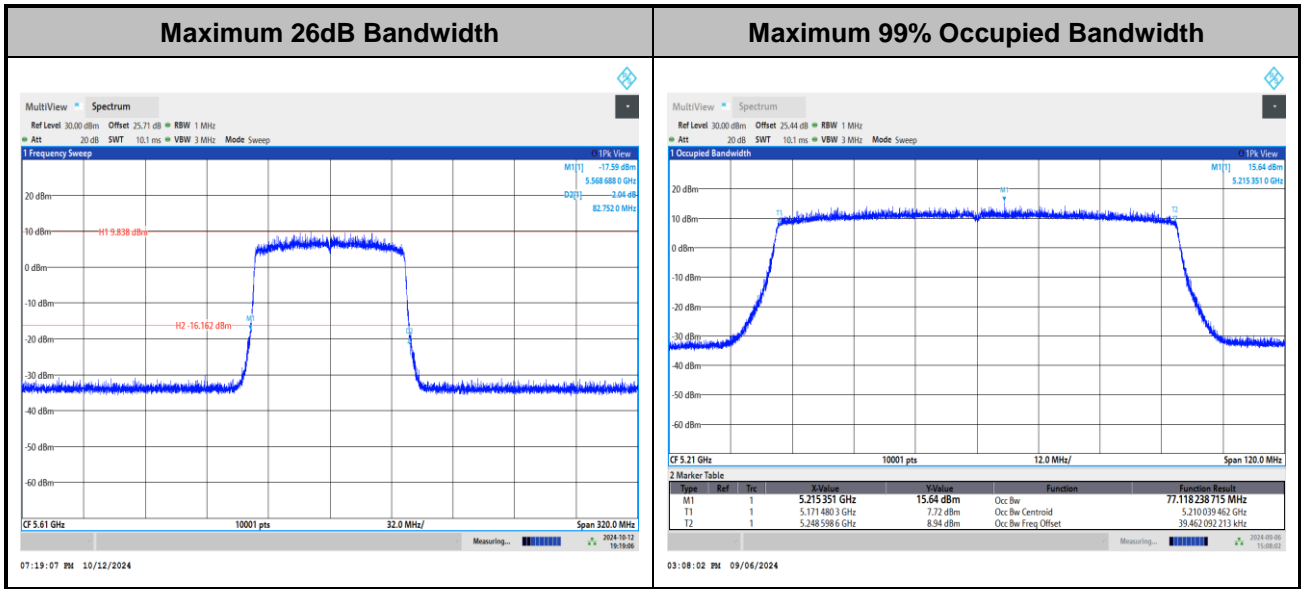
<802.11ax HE40>



Note: The occupied channel bandwidth is maintained within the band of operation for all of the modulations.



<802.11ax HE80>

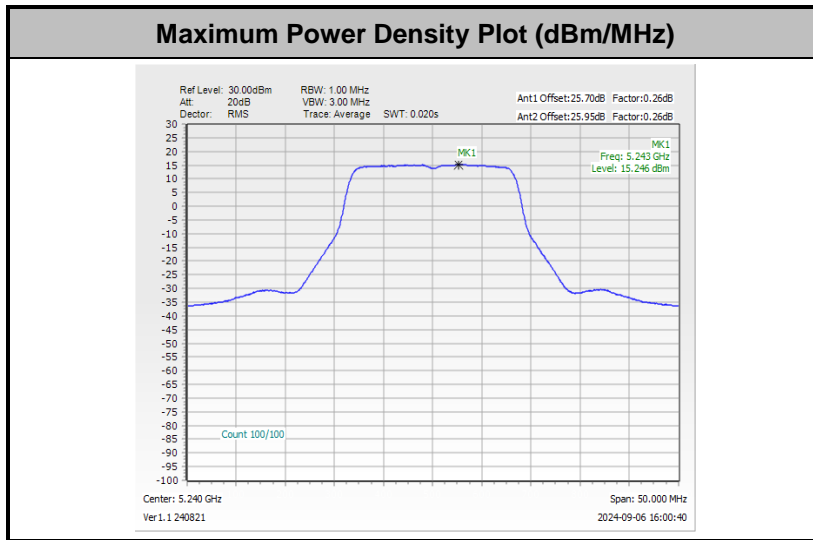


Note: The occupied channel bandwidth is maintained within the band of operation for all of the modulations.

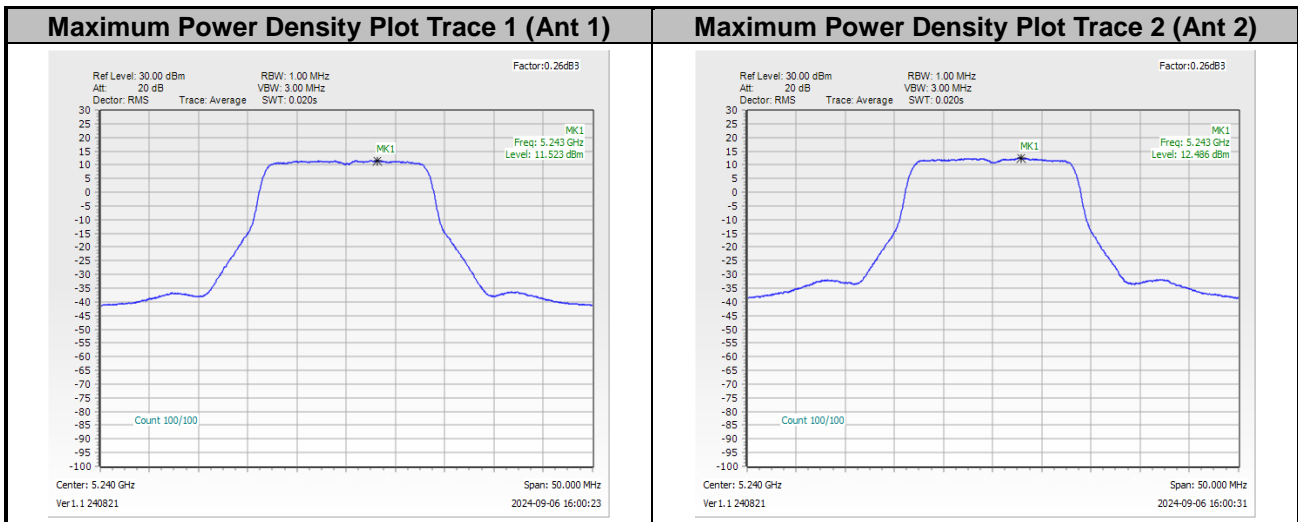


Test Result of Power Spectral Density

<802.11a>

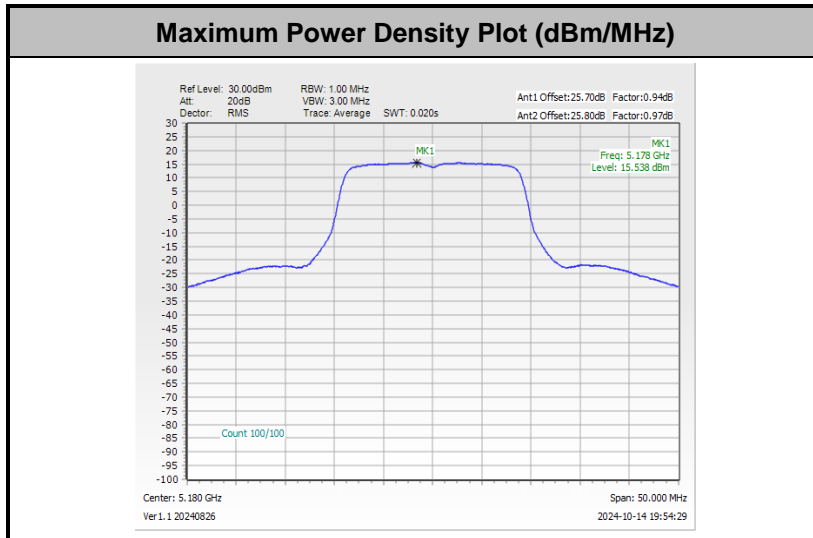


Remark: The test plot is showing a bin by bin combined result mathematically adds two traces.

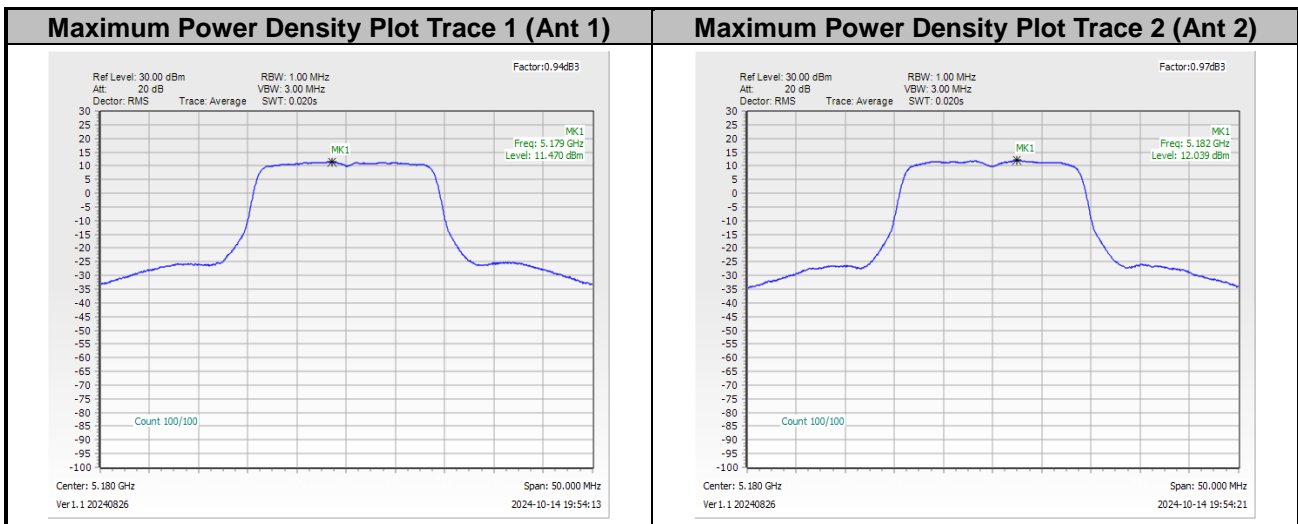




<802.11an HT20>

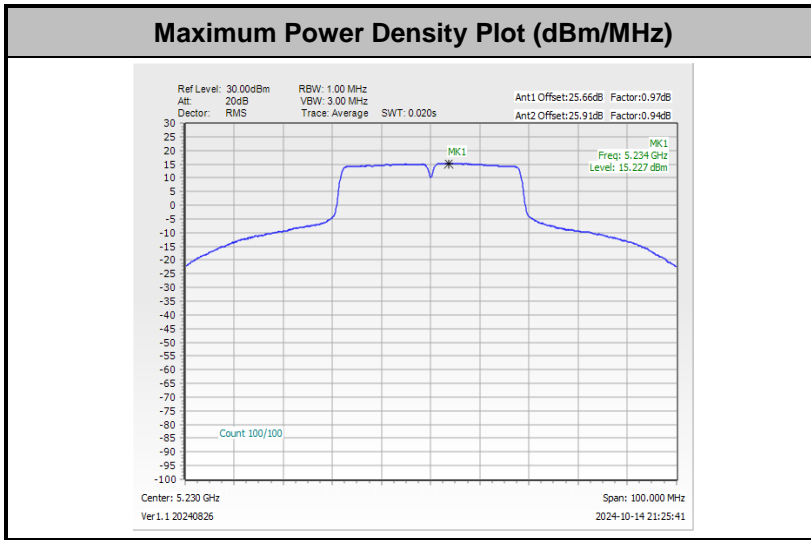


Remark: The test plot is showing a bin by bin combined result mathematically adds two traces.

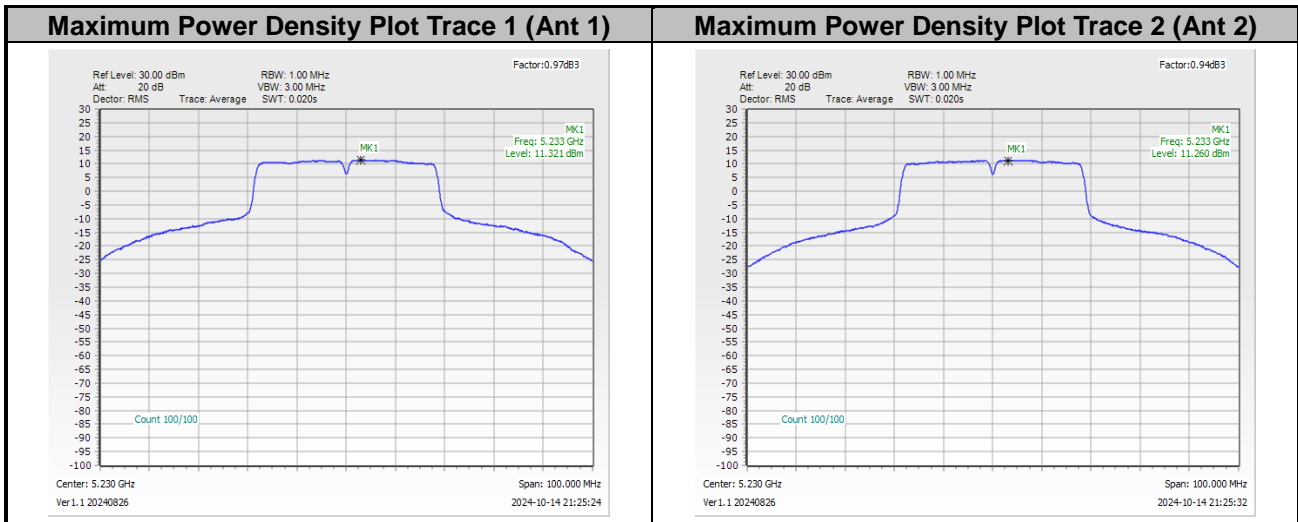




<802.11an HT40>

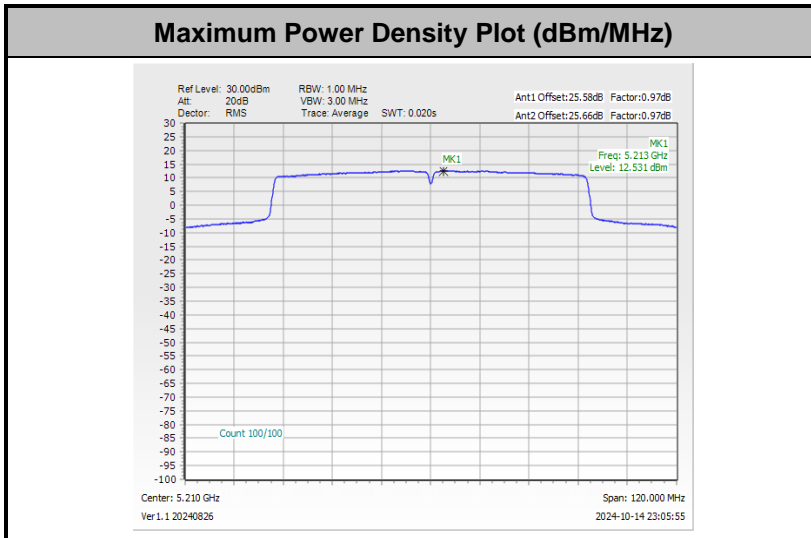


Remark: The test plot is showing a bin by bin combined result mathematically adds two traces.

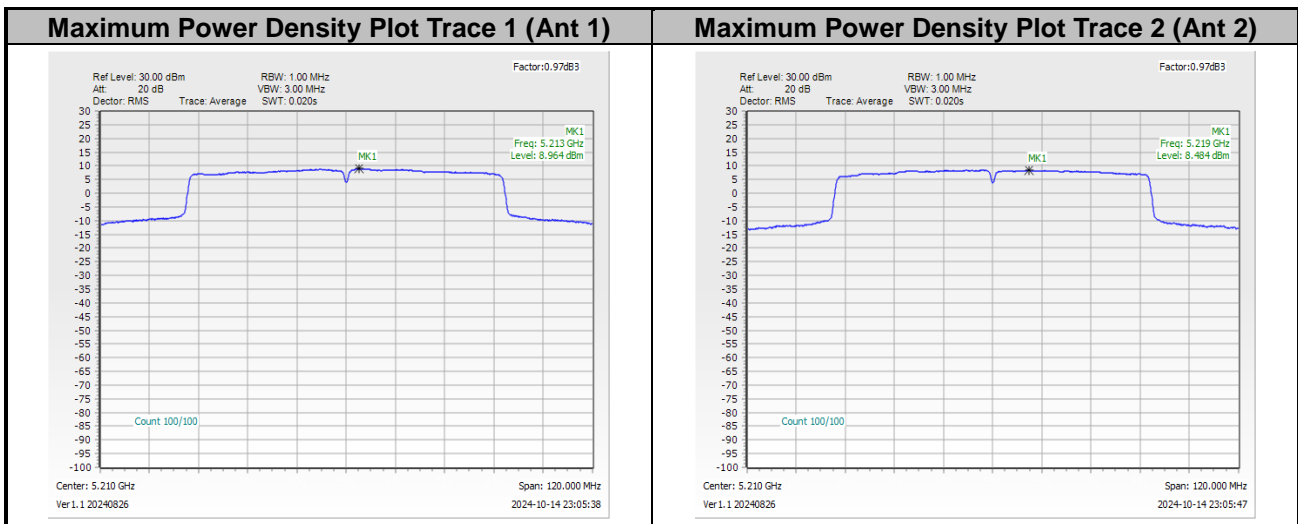




<802.11ac VHT80>

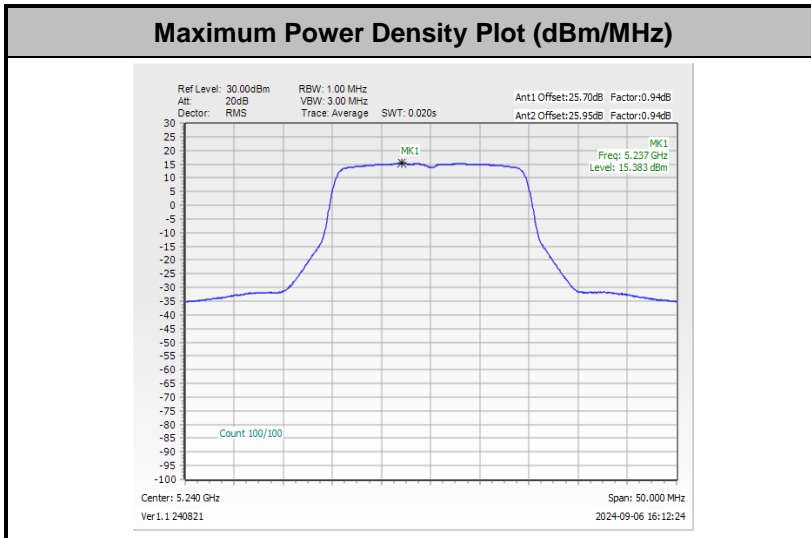


Remark: The test plot is showing a bin by bin combined result mathematically adds two traces.

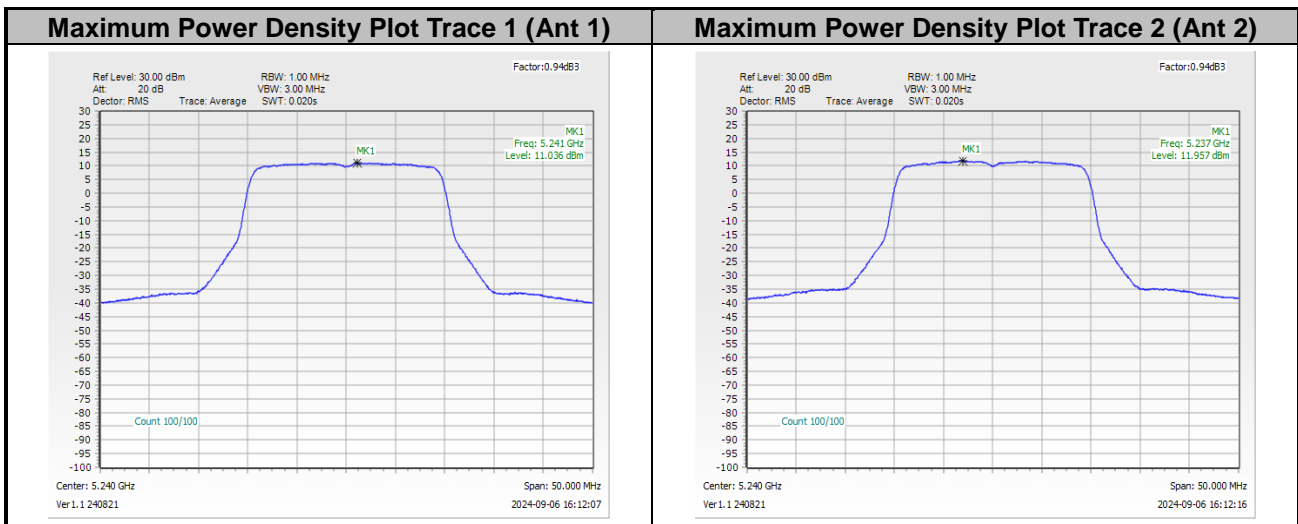




<802.11ax HE20>

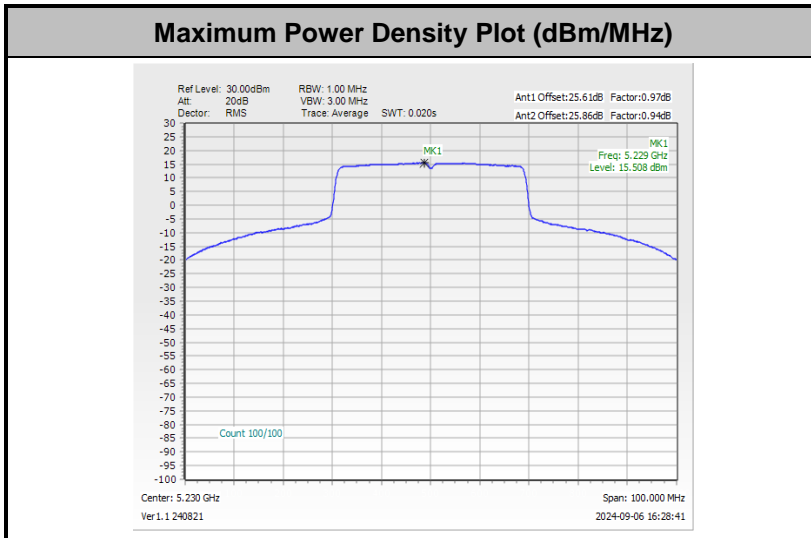


Remark: The test plot is showing a bin by bin combined result mathematically adds two traces.

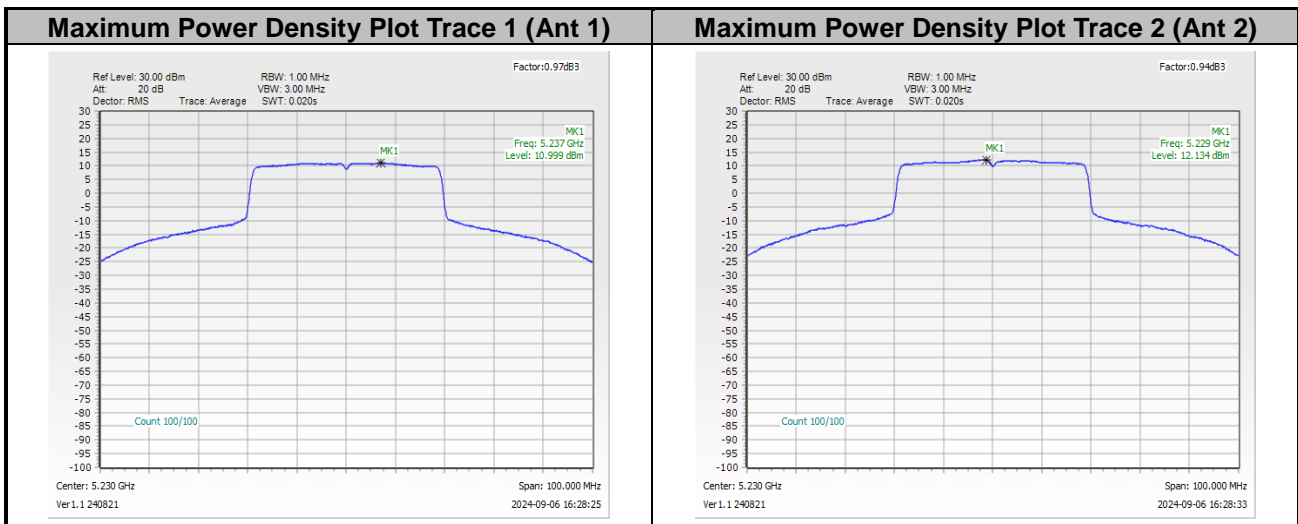




<802.11ax HE40>

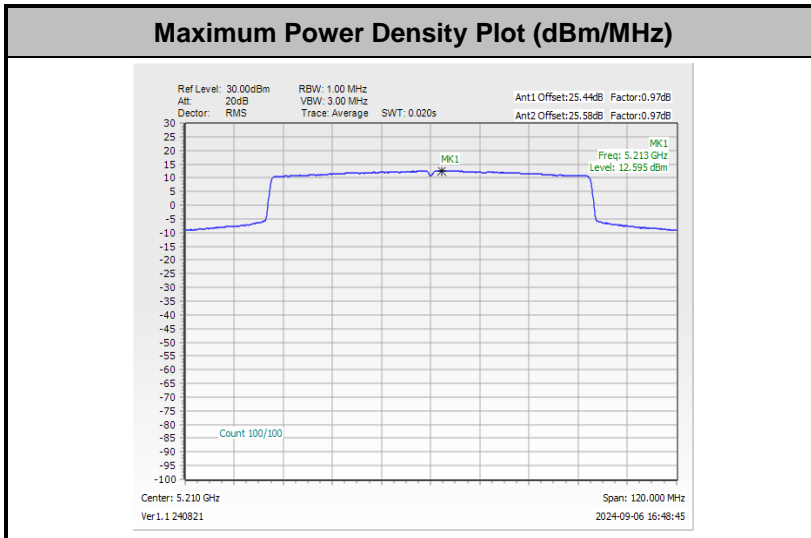


Remark: The test plot is showing a bin by bin combined result mathematically adds two traces.

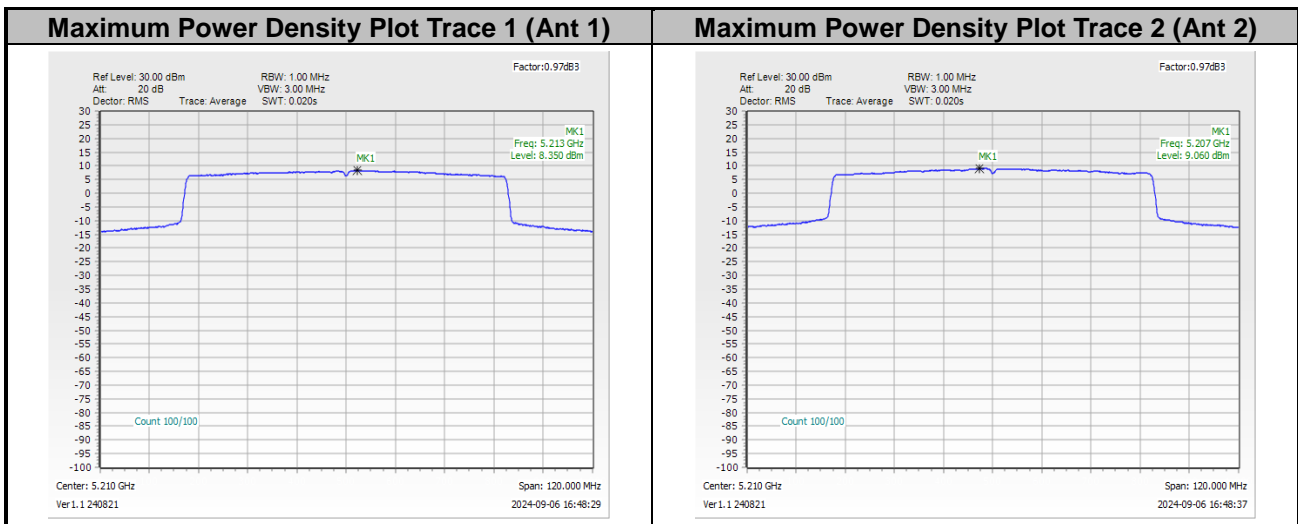




<802.11ax HE80>



Remark: The test plot is showing a bin by bin combined result mathematically adds two traces.





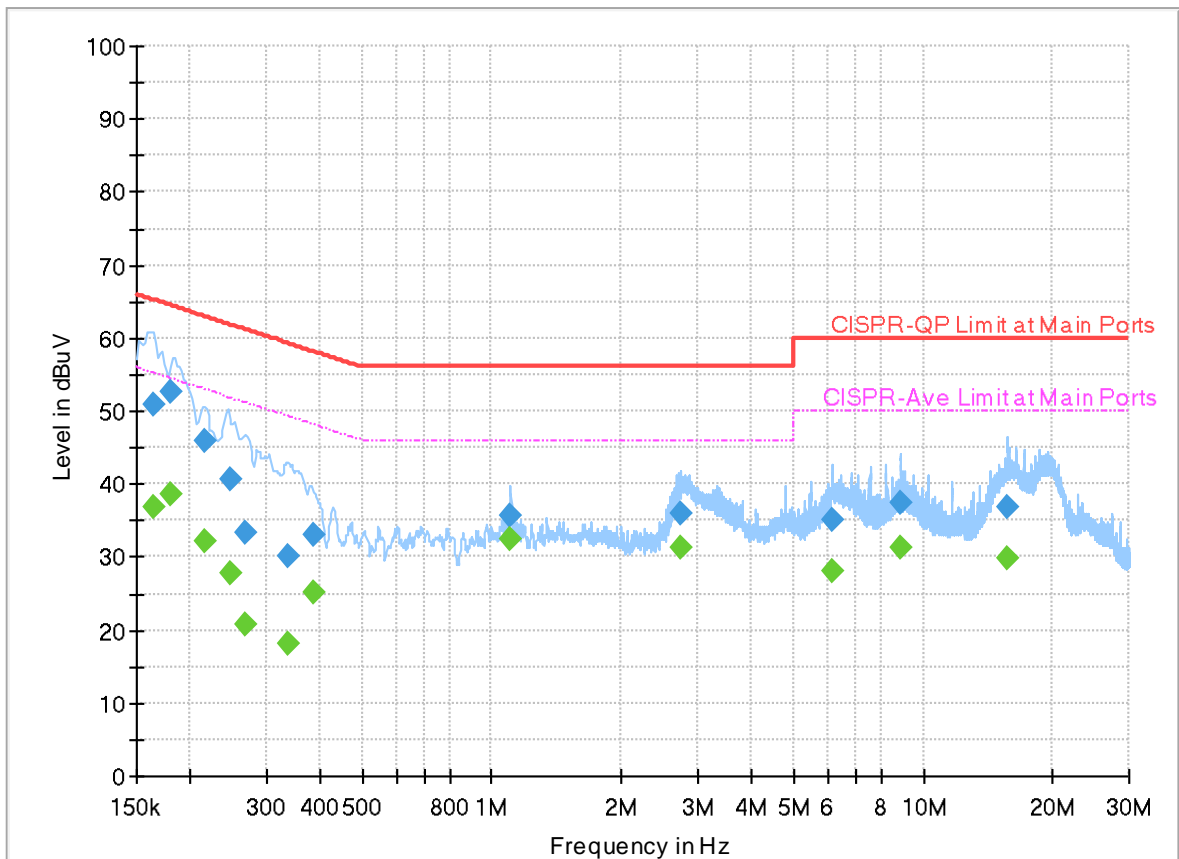
Appendix B. AC Conducted Emission Test Results

Test Engineer :	Louis Chung	Temperature :	23.7~26.8°C
		Relative Humidity :	40.2~48.6%

EUT Information

Report NO : 471026
 Test Mode : Mode 1
 Test Voltage : 120Vac/60Hz
 Phase : Line

Full Spectrum



Final_Result

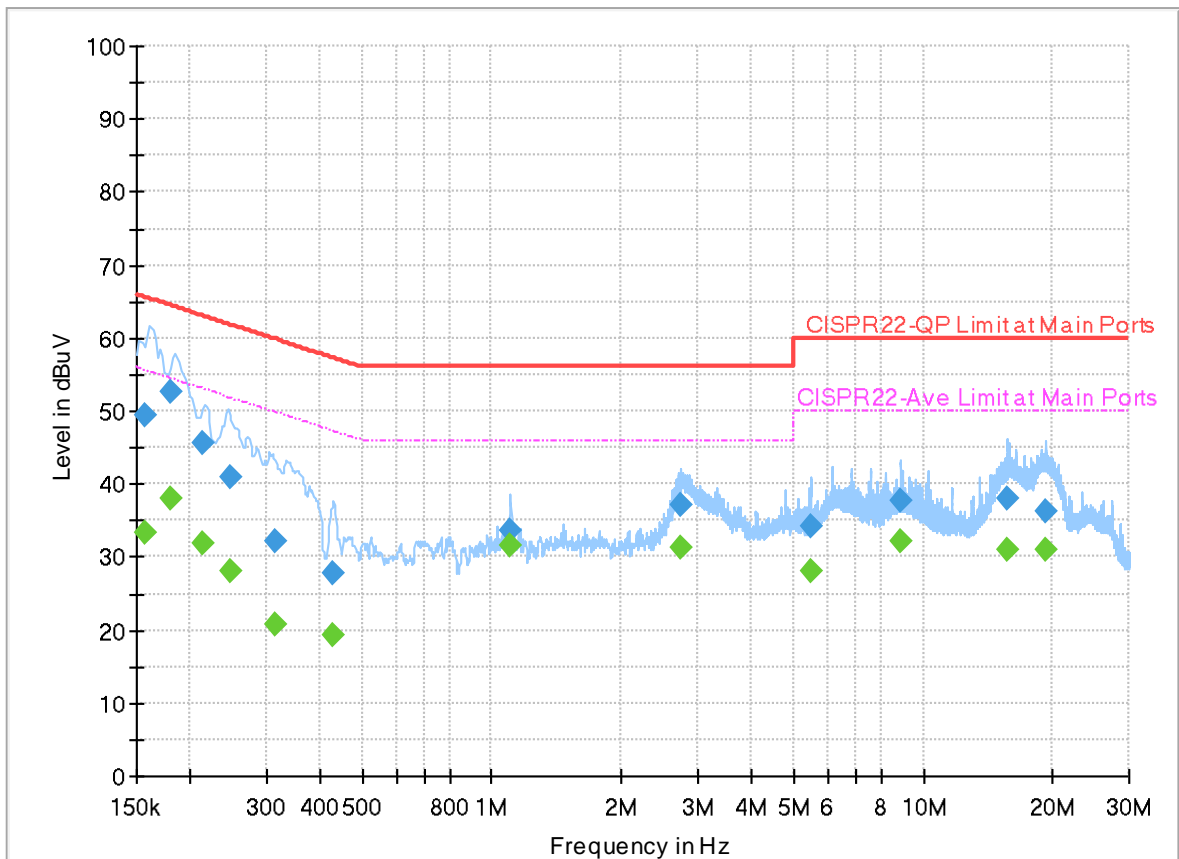
Frequency (MHz)	QuasiPeak (dBuV)	CAverage (dBuV)	Limit (dBuV)	Margin (dB)	Line	PE	Corr. (dB)
0.163500	---	36.85	55.28	18.43	L1	FLO	19.9
0.163500	50.86	---	65.28	14.42	L1	FLO	19.9
0.179250	---	38.49	54.52	16.03	L1	FLO	19.9
0.179250	52.64	---	64.52	11.88	L1	FLO	19.9
0.214800	---	32.19	53.02	20.83	L1	FLO	19.9
0.214800	45.92	---	63.02	17.10	L1	FLO	19.9
0.249000	---	27.90	51.79	23.89	L1	FLO	19.9
0.249000	40.70	---	61.79	21.09	L1	FLO	19.9
0.266910	---	20.82	51.21	30.39	L1	FLO	19.9
0.266910	33.33	---	61.21	27.88	L1	FLO	19.9
0.337110	---	18.19	49.27	31.08	L1	FLO	19.9
0.337110	30.18	---	59.27	29.09	L1	FLO	19.9
0.386250	---	25.17	48.14	22.97	L1	FLO	19.9
0.386250	32.96	---	58.14	25.18	L1	FLO	19.9
1.101570	---	32.51	46.00	13.49	L1	FLO	19.9
1.101570	35.56	---	56.00	20.44	L1	FLO	19.9
2.735880	---	31.27	46.00	14.73	L1	FLO	20.0
2.735880	36.09	---	56.00	19.91	L1	FLO	20.0
6.159750	---	28.18	50.00	21.82	L1	FLO	20.0

6.159750	34.99	---	60.00	25.01	L1	FLO	20.0
8.904300	---	31.15	50.00	18.85	L1	FLO	20.1
8.904300	37.53	---	60.00	22.47	L1	FLO	20.1
15.727020	---	29.74	50.00	20.26	L1	FLO	20.1
15.727020	36.86	---	60.00	23.14	L1	FLO	20.1

EUT Information

Report NO : 471026
 Test Mode : Mode 1
 Test Voltage : 120Vac/60Hz
 Phase : Neutral

Full Spectrum



Final_Result

Frequency (MHz)	QuasiPeak (dBuV)	CAverage (dBuV)	Limit (dBuV)	Margin (dB)	Line	PE	Corr. (dB)
0.156750	---	33.40	55.63	22.23	N	FLO	19.9
0.156750	49.34	---	65.63	16.29	N	FLO	19.9
0.180060	---	37.88	54.48	16.60	N	FLO	19.9
0.180060	52.54	---	64.48	11.94	N	FLO	19.9
0.212460	---	31.97	53.11	21.14	N	FLO	19.9
0.212460	45.58	---	63.11	17.53	N	FLO	19.9
0.248730	---	27.96	51.80	23.84	N	FLO	19.9
0.248730	41.02	---	61.80	20.78	N	FLO	19.9
0.313800	---	20.70	49.87	29.17	N	FLO	19.9
0.313800	32.02	---	59.87	27.85	N	FLO	19.9
0.429360	---	19.42	47.27	27.85	N	FLO	19.9
0.429360	27.92	---	57.27	29.35	N	FLO	19.9
1.101930	---	31.50	46.00	14.50	N	FLO	19.9
1.101930	33.72	---	56.00	22.28	N	FLO	19.9
2.733270	---	31.40	46.00	14.60	N	FLO	20.0
2.733270	37.12	---	56.00	18.88	N	FLO	20.0
5.480250	---	28.11	50.00	21.89	N	FLO	20.0
5.480250	34.22	---	60.00	25.78	N	FLO	20.0
8.911500	---	32.04	50.00	17.96	N	FLO	20.1

8.911500	37.75	---	60.00	22.25	N	FLO	20.1
15.737820	---	31.09	50.00	18.91	N	FLO	20.2
15.737820	37.95	---	60.00	22.05	N	FLO	20.2
19.152870	---	30.99	50.00	19.01	N	FLO	20.2
19.152870	36.17	---	60.00	23.83	N	FLO	20.2



Appendix C. Radiated Spurious Emission Test Data

Test Engineer :	Jack Cheng, Ray Lung, Sky Chang and White Hou	Temperature :	18~26°C
		Relative Humidity :	50~70%

Note symbol

-L	Low channel location
-R	High channel location

C1. Radiated Spurious Emission Test Modes

Mode	Band	Band (GHz)	Antenna	Modulation	Channel	Frequency	Data Rate	RU	Remark
Mode 1	U-NII-1	5.15-5.25	1+2	802.11a	36	5180	6Mbps	-	-
Mode 2	U-NII-1	5.15-5.25	1+2	802.11a	44	5220	6Mbps	-	-
Mode 3	U-NII-1	5.15-5.25	1+2	802.11a	48	5240	6Mbps	-	-
Mode 4	U-NII-1	5.15-5.25	1+2	802.11n HT20	36	5180	MCS0	-	-
Mode 5	U-NII-1	5.15-5.25	1+2	802.11n HT20	44	5220	MCS0	-	-
Mode 6	U-NII-1	5.15-5.25	1+2	802.11n HT20	48	5240	MCS0	-	-
Mode 7	U-NII-1	5.15-5.25	1+2	802.11ax HE20	36	5180	MCS0	-	-
Mode 8	U-NII-1	5.15-5.25	1+2	802.11ax HE20	44	5220	MCS0	-	-
Mode 9	U-NII-1	5.15-5.25	1+2	802.11ax HE20	48	5240	MCS0	-	-
Mode 10	U-NII-1	5.15-5.25	1+2	802.11n HT40	38	5190	MCS0	-	-
Mode 11	U-NII-1	5.15-5.25	1+2	802.11n HT40	46	5230	MCS0	-	-
Mode 12	U-NII-1	5.15-5.25	1+2	802.11ax HE40	38	5190	MCS0	-	-
Mode 13	U-NII-1	5.15-5.25	1+2	802.11ax HE40	46	5230	MCS0	-	-
Mode 14	U-NII-1	5.15-5.25	1+2	802.11ac VHT80	42	5210	MCS0	-	-
Mode 15	U-NII-1	5.15-5.25	1+2	802.11ax HE80	42	5210	MCS0	-	-
Mode 16	U-NII-2A	5.25-5.35	1+2	802.11a	52	5260	6Mbps	-	-
Mode 17	U-NII-2A	5.25-5.35	1+2	802.11a	60	5300	6Mbps	-	-
Mode 18	U-NII-2A	5.25-5.35	1+2	802.11a	64	5320	6Mbps	-	-
Mode 19	U-NII-2A	5.25-5.35	1+2	802.11n HT20	52	5260	MCS0	-	-
Mode 20	U-NII-2A	5.25-5.35	1+2	802.11n HT20	60	5300	MCS0	-	-
Mode 21	U-NII-2A	5.25-5.35	1+2	802.11n HT20	64	5320	MCS0	-	-
Mode 22	U-NII-2A	5.25-5.35	1+2	802.11ax HE20	52	5260	MCS0	-	-



Mode	Band	Band (GHz)	Antenna	Modulation	Channel	Frequency	Data Rate	RU	Remark
Mode 23	U-NII-2A	5.25-5.35	1+2	802.11ax HE20	60	5300	MCS0	-	-
Mode 24	U-NII-2A	5.25-5.35	1+2	802.11ax HE20	64	5320	MCS0	-	-
Mode 25	U-NII-2A	5.25-5.35	1+2	802.11n HT40	54	5270	MCS0	-	-
Mode 26	U-NII-2A	5.25-5.35	1+2	802.11n HT40	62	5310	MCS0	-	-
Mode 27	U-NII-2A	5.25-5.35	1+2	802.11ax HE40	54	5270	MCS0	-	-
Mode 28	U-NII-2A	5.25-5.35	1+2	802.11ax HE40	62	5310	MCS0	-	-
Mode 29	U-NII-2A	5.25-5.35	1+2	802.11ac VHT80	58	5290	MCS0	-	-
Mode 30	U-NII-2A	5.25-5.35	1+2	802.11ax HE80	58	5290	MCS0	-	-
Mode 31	U-NII-2C	5.47-5.725	1+2	802.11a	100	5500	6Mbps	-	-
Mode 32	U-NII-2C	5.47-5.725	1+2	802.11a	116	5580	6Mbps	-	-
Mode 33	U-NII-2C	5.47-5.725	1+2	802.11a	140	5700	6Mbps	-	-
Mode 34	U-NII-2C	5.47-5.725	1+2	802.11a	144	5720	6Mbps	-	-
Mode 35	U-NII-2C	5.47-5.725	1+2	802.11n HT20	100	5500	MCS0	-	-
Mode 36	U-NII-2C	5.47-5.725	1+2	802.11n HT20	116	5580	MCS0	-	-
Mode 37	U-NII-2C	5.47-5.725	1+2	802.11n HT20	140	5700	MCS0	-	-
Mode 38	U-NII-2C	5.47-5.725	1+2	802.11n HT20	144	5720	MCS0	-	-
Mode 39	U-NII-2C	5.47-5.725	1+2	802.11ax HE20	100	5500	MCS0	-	-
Mode 40	U-NII-2C	5.47-5.725	1+2	802.11ax HE20	116	5580	MCS0	-	-
Mode 41	U-NII-2C	5.47-5.725	1+2	802.11ax HE20	140	5700	MCS0	-	-
Mode 42	U-NII-2C	5.47-5.725	1+2	802.11ax HE20	144	5720	MCS0	-	-
Mode 43	U-NII-2C	5.47-5.725	1+2	802.11n HT40	102	5510	MCS0	-	-
Mode 44	U-NII-2C	5.47-5.725	1+2	802.11n HT40	110	5550	MCS0	-	-
Mode 45	U-NII-2C	5.47-5.725	1+2	802.11n HT40	134	5670	MCS0	-	-
Mode 46	U-NII-2C	5.47-5.725	1+2	802.11n HT40	142	5710	MCS0	-	-
Mode 47	U-NII-2C	5.47-5.725	1+2	802.11ax HE40	102	5510	MCS0	-	-
Mode 48	U-NII-2C	5.47-5.725	1+2	802.11ax HE40	110	5550	MCS0	-	-
Mode 49	U-NII-2C	5.47-5.725	1+2	802.11ax HE40	134	5670	MCS0	-	-
Mode 50	U-NII-2C	5.47-5.725	1+2	802.11ax HE40	142	5710	MCS0	-	-
Mode 51	U-NII-2C	5.47-5.725	1+2	802.11ac VHT80	106	5530	MCS0	-	-
Mode 52	U-NII-2C	5.47-5.725	1+2	802.11ac VHT80	122	5610	MCS0	-	-
Mode 53	U-NII-2C	5.47-5.725	1+2	802.11ac VHT80	138	5690	MCS0	-	-
Mode 54	U-NII-2C	5.47-5.725	1+2	802.11ax HE80	106	5530	MCS0	-	-
Mode 55	U-NII-2C	5.47-5.725	1+2	802.11ax HE80	122	5610	MCS0	-	-



Mode	Band	Band (GHz)	Antenna	Modulation	Channel	Frequency	Data Rate	RU	Remark
Mode 56	U-NII-2C	5.47-5.725	1+2	802.11ax HE80	138	5690	MCS0	-	-
Mode 57	U-NII-2C	5.47-5.725	1+2	802.11ac VHT80	106	5530	MCS0	-	LF
Mode 58	U-NII-2C	5.47-5.725	1+2	802.11ac VHT80	106	5530	MCS0	-	SHF

C2. Summary of each worse mode

Mode	Modulation	Ch.	Freq. (MHz)	Level (dBUV/m)	Limit (dBUV/m)	Margin (dB)	Pol.	Peak Avg.	Result	RU	Remark
1	802.11a	36	5088.02	44.38	54.00	-9.62	V	Avg.	Pass	-	Band Edge
	802.11a	36	15540.00	42.91	54.00	-11.09	V	Avg.	Pass	-	Harmonic
2	802.11a	44	5088.00	43.87	54.00	-10.13	V	Avg.	Pass	-	Band Edge
	802.11a	44	15660.00	43.76	54.00	-10.24	V	Avg.	Pass	-	Harmonic
3	802.11a	48	5375.96	45.79	54.00	-8.21	V	Avg.	Pass	-	Band Edge
	802.11a	48	15720.00	42.75	54.00	-11.25	V	Avg.	Pass	-	Harmonic
4	802.11n HT20	36	5087.84	43.65	54.00	-10.35	V	Avg.	Pass	-	Band Edge
	802.11n HT20	36	-	-	-	-	-	-	-	-	Harmonic
5	802.11n HT20	44	-	-	-	-	-	-	-	-	Band Edge
	802.11n HT20	44	15660.00	42.85	54.00	-11.15	V	Avg.	Pass	-	Harmonic
6	802.11n HT20	48	5087.84	43.46	54.00	-10.54	V	Avg.	Pass	-	Band Edge
	802.11n HT20	48	-	-	-	-	-	-	-	-	Harmonic
7	802.11ax HE20	36	5088.02	44.34	54.00	-9.66	V	Avg.	Pass	-	Band Edge
	802.11ax HE20	36	15540.00	42.65	54.00	-11.35	V	Avg.	Pass	-	Harmonic
8	802.11ax HE20	44	5088.00	43.42	54.00	-10.58	V	Avg.	Pass	-	Band Edge
	802.11ax HE20	44	15660.00	43.04	54.00	-10.96	V	Avg.	Pass	-	Harmonic
9	802.11ax HE20	48	5088.08	43.23	54.00	-10.77	V	Avg.	Pass	-	Band Edge
	802.11ax HE20	48	15720.00	42.81	54.00	-11.19	H	Avg.	Pass	-	Harmonic
10	802.11n HT40	38	5087.97	45.20	54.00	-8.80	V	Avg.	Pass	-	Band Edge
	802.11n HT40	38	-	-	-	-	-	-	-	-	Harmonic
11	802.11n HT40	46	-	-	-	-	-	-	-	-	Band Edge
	802.11n HT40	46	15690.00	42.93	54.00	-11.07	V	Avg.	Pass	-	Harmonic
12	802.11ax HE40	38	5149.91	45.04	54.00	-8.96	V	Avg.	Pass	-	Band Edge
	802.11ax HE40	38	15570.00	43.01	54.00	-10.99	V	Avg.	Pass	-	Harmonic



Mode	Modulation	Ch.	Freq. (MHz)	Level (dBuV/m)	Limit (dBuV/m)	Margin (dB)	Pol.	Peak Avg.	Result	RU	Remark
13	802.11ax HE40	46	5088.09	44.81	54.00	-9.19	V	Avg.	Pass	-	Band Edge
	802.11ax HE40	46	15690.00	43.63	54.00	-10.37	H	Avg.	Pass	-	Harmonic
14	802.11ac VHT80	42	5149.94	47.17	54.00	-6.83	V	Avg.	Pass	-	Band Edge
	802.11ac VHT80	42	15630.00	43.84	54.00	-10.16	V	Avg.	Pass	-	Harmonic
15	802.11ax HE80	42	5144.27	46.63	54.00	-7.37	V	Avg.	Pass	-	Band Edge
	802.11ax HE80	42	15630.00	44.30	54.00	-9.70	V	Avg.	Pass	-	Harmonic
16	802.11a	52	5087.88	43.39	54.00	-10.61	H	Avg.	Pass	-	Band Edge
	802.11a	52	15780.00	44.09	54.00	-9.91	V	Avg.	Pass	-	Harmonic
17	802.11a	60	5087.90	43.66	54.00	-10.34	V	Avg.	Pass	-	Band Edge
	802.11a	60	10600.00	43.77	54.00	-10.23	V	Avg.	Pass	-	Harmonic
18	802.11a	64	5352.90	44.43	54.00	-9.57	V	Avg.	Pass	-	Band Edge
	802.11a	64	10640.00	45.15	54.00	-8.85	V	Avg.	Pass	-	Harmonic
19	802.11n HT20	52	5356.80	43.40	54.00	-10.60	V	Avg.	Pass	-	Band Edge
	802.11n HT20	52	-	-	-	-	-	-	-	-	Harmonic
20	802.11n HT20	60	-	-	-	-	-	-	-	-	Band Edge
	802.11n HT20	60	10600.00	43.46	54.00	-10.54	V	Avg.	Pass	-	Harmonic
21	802.11n HT20	64	5350.10	46.12	54.00	-7.88	V	Avg.	Pass	-	Band Edge
	802.11n HT20	64	-	-	-	-	-	-	-	-	Harmonic
22	802.11ax HE20	52	5357.60	43.37	54.00	-10.63	V	Avg.	Pass	-	Band Edge
	802.11ax HE20	52	15780.00	44.44	54.00	-9.56	V	Avg.	Pass	-	Harmonic
23	802.11ax HE20	60	5088.20	43.74	54.00	-10.26	V	Avg.	Pass	-	Band Edge
	802.11ax HE20	60	10600.00	43.74	54.00	-10.26	V	Avg.	Pass	-	Harmonic
24	802.11ax HE20	64	5356.26	44.21	54.00	-9.79	V	Avg.	Pass	-	Band Edge
	802.11ax HE20	64	10640.00	45.32	54.00	-8.68	V	Avg.	Pass	-	Harmonic
25	802.11n HT40	54	5088.02	43.65	54.00	-10.35	V	Avg.	Pass	-	Band Edge
	802.11n HT40	54	15810.00	42.09	54.00	-11.91	V	Avg.	Pass	-	Harmonic
26	802.11n HT40	62	5350.50	49.89	54.00	-4.11	V	Avg.	Pass	-	Band Edge
	802.11n HT40	62	10620.00	47.47	54.00	-6.53	V	Avg.	Pass	-	Harmonic
27	802.11ax HE40	54	5376.02	46.67	54.00	-7.33	V	Avg.	Pass	-	Band Edge
	802.11ax HE40	54	15810.00	42.02	54.00	-11.98	V	Avg.	Pass	-	Harmonic
28	802.11ax HE40	62	5350.80	50.48	54.00	-3.52	V	Avg.	Pass	-	Band Edge
	802.11ax HE40	62	10620.00	47.19	54.00	-6.81	V	Avg.	Pass	-	Harmonic

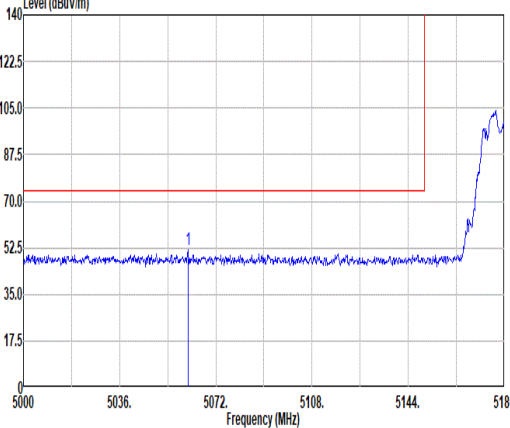
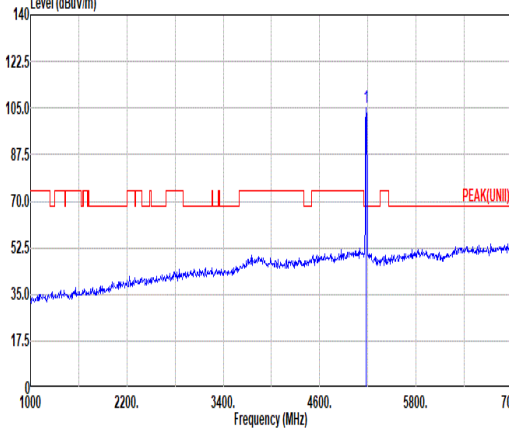
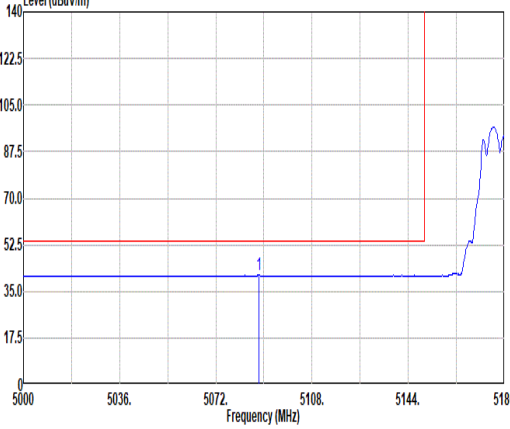
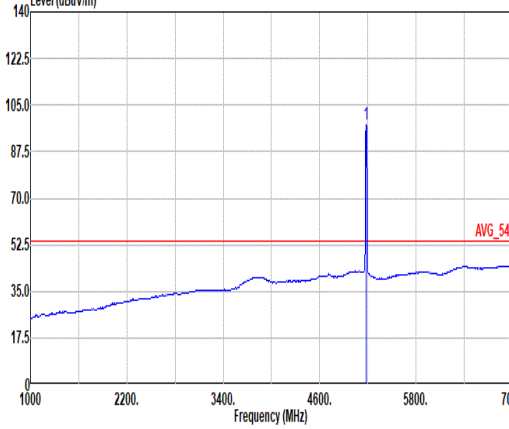


Mode	Modulation	Ch.	Freq. (MHz)	Level (dBuV/m)	Limit (dBuV/m)	Margin (dB)	Pol.	Peak Avg.	Result	RU	Remark
29	802.11ac VHT80	58	5351.54	51.00	54.00	-3.00	V	Avg.	Pass	-	Band Edge
	802.11ac VHT80	58	15870.00	41.28	54.00	-12.72	V	Avg.	Pass	-	Harmonic
30	802.11ax HE80	58	5351.37	50.23	54.00	-3.77	V	Avg.	Pass	-	Band Edge
	802.11ax HE80	58	15870.00	41.48	54.00	-12.52	V	Avg.	Pass	-	Harmonic
31	802.11a	100	5459.95	42.90	54.00	-11.10	V	Avg.	Pass	-	Band Edge
	802.11a	100	11000.00	50.03	54.00	-3.97	V	Avg.	Pass	-	Harmonic
32	802.11a	116	5392.32	43.69	54.00	-10.31	V	Avg.	Pass	-	Band Edge
	802.11a	116	11160.00	47.62	54.00	-6.38	V	Avg.	Pass	-	Harmonic
33	802.11a	140	5727.63	53.51	68.20	-14.69	V	Peak	Pass	-	Band Edge
	802.11a	140	11400.00	46.94	54.00	-7.06	V	Avg.	Pass	-	Harmonic
34	802.11a	144	5458.03	41.76	54.00	-12.24	V	Avg.	Pass	-	Band Edge
	802.11a	144	11440.00	47.07	54.00	-6.93	V	Avg.	Pass	-	Harmonic
35	802.11n HT20	100	5459.80	43.79	54.00	-10.21	V	Avg.	Pass	-	Band Edge
	802.11n HT20	100	-	-	-	-	-	-	-	-	Harmonic
36	802.11n HT20	116	-	-	-	-	-	-	-	-	Band Edge
	802.11n HT20	116	11160.00	41.84	54.00	-12.16	V	Avg.	Pass	-	Harmonic
37	802.11n HT20	140	5725.03	55.46	68.20	-12.74	V	Peak	Pass	-	Band Edge
	802.11n HT20	140	-	-	-	-	-	-	-	-	Harmonic
38	802.11n HT20	144	5376.13	41.55	54.00	-12.45	V	Avg.	Pass	-	Band Edge
	802.11n HT20	144	-	-	-	-	-	-	-	-	Harmonic
39	802.11ax HE20	100	5459.95	43.46	54.00	-10.54	V	Avg.	Pass	-	Band Edge
	802.11ax HE20	100	11000.00	41.15	54.00	-12.85	H	Avg.	Pass	-	Harmonic
40	802.11ax HE20	116	5386.57	43.49	54.00	-10.51	V	Avg.	Pass	-	Band Edge
	802.11ax HE20	116	11160.00	47.22	54.00	-6.78	V	Avg.	Pass	-	Harmonic
41	802.11ax HE20	140	5725.09	54.35	68.20	-13.85	V	Peak	Pass	-	Band Edge
	802.11ax HE20	140	11400.00	42.39	54.00	-11.61	V	Avg.	Pass	-	Harmonic
42	802.11ax HE20	144	5459.20	41.61	54.00	-12.39	V	Avg.	Pass	-	Band Edge
	802.11ax HE20	144	11440.00	42.11	54.00	-11.89	V	Avg.	Pass	-	Harmonic
43	802.11n HT40	102	5456.24	48.15	54.00	-5.85	V	Avg.	Pass	-	Band Edge
	802.11n HT40	102	-	-	-	-	-	-	-	-	Harmonic
44	802.11n HT40	110	-	-	-	-	-	-	-	-	Band Edge
	802.11n HT40	110	11100.00	40.32	54.00	-13.68	H	Avg.	Pass	-	Harmonic



Mode	Modulation	Ch.	Freq. (MHz)	Level (dBuV/m)	Limit (dBuV/m)	Margin (dB)	Pol.	Peak Avg.	Result	RU	Remark
45	802.11n HT40	134	5459.76	44.57	54.00	-9.43	V	Avg.	Pass	-	Band Edge
	802.11n HT40	134	-	-	-	-	-	-	-	-	Harmonic
46	802.11n HT40	142	5376.13	43.17	54.00	-10.83	V	Avg.	Pass	-	Band Edge
	802.11n HT40	142	-	-	-	-	-	-	-	-	Harmonic
47	802.11ax HE40	102	5459.92	49.06	54.00	-4.94	V	Avg.	Pass	-	Band Edge
	802.11ax HE40	102	11020.00	40.04	54.00	-13.96	H	Avg.	Pass	-	Harmonic
48	802.11ax HE40	110	5447.00	46.37	54.00	-7.63	V	Avg.	Pass	-	Band Edge
	802.11ax HE40	110	11100.00	40.26	54.00	-13.74	H	Avg.	Pass	-	Harmonic
49	802.11ax HE40	134	5459.44	43.06	54.00	-10.94	V	Avg.	Pass	-	Band Edge
	802.11ax HE40	134	11340.00	41.59	54.00	-12.41	H	Avg.	Pass	-	Harmonic
50	802.11ax HE40	142	5459.98	42.27	54.00	-11.73	V	Avg.	Pass	-	Band Edge
	802.11ax HE40	142	11420.00	43.26	54.00	-10.74	V	Avg.	Pass	-	Harmonic
51	802.11ac VHT80	106	5459.62	51.00	54.00	-3.00	V	Avg.	Pass	-	Band Edge
	802.11ac VHT80	106	-	-	-	-	-	-	-	-	Harmonic
52	802.11ac VHT80	122	5459.20	46.78	54.00	-7.22	V	Avg.	Pass	-	Band Edge
	802.11ac VHT80	122	11220.00	42.44	54.00	-11.56	V	Avg.	Pass	-	Harmonic
53	802.11ac VHT80	138	5459.59	44.75	54.00	-9.25	V	Avg.	Pass	-	Band Edge
	802.11ac VHT80	138	-	-	-	-	-	-	-	-	Harmonic
54	802.11ax HE80	106	5454.04	50.23	54.00	-3.77	V	Avg.	Pass	-	Band Edge
	802.11ax HE80	106	11060.00	44.18	54.00	-9.82	V	Avg.	Pass	-	Harmonic
55	802.11ax HE80	122	5452.18	46.75	54.00	-7.25	V	Avg.	Pass	-	Band Edge
	802.11ax HE80	122	11220.00	42.56	54.00	-11.44	V	Avg.	Pass	-	Harmonic
56	802.11ax HE80	138	5459.20	44.89	54.00	-9.11	V	Avg.	Pass	-	Band Edge
	802.11ax HE80	138	11380.00	42.08	54.00	-11.92	V	Avg.	Pass	-	Harmonic
57	LF	106	32.91	29.04	40.00	-10.96	V	Peak	Pass	-	LF
58	SHF	106	38922.00	41.35	54.00	-12.65	V	Avg.	Pass	-	SHF



Mode	1																																																																																	
	Band Edge																																																																																	
	U-NII-1_5.15-5.25_802.11a_CH36_5180MHz																																																																																	
ANT	1+2																																																																																	
Pol.	Horizontal	Fundamental																																																																																
Peak	 <p>Site : 03CH21-HY Condition: PEAK_BE_74 3m DRH18-E_LE2C03A18EN_240711 HORIZONTAL : RBW:1000.000kHz VBW:3000.000kHz SWT:Auto</p> <table border="1" data-bbox="279 1131 790 1243"> <thead> <tr> <th>Limit</th> <th>Read</th> <th>Ant</th> <th>Cable</th> <th>Preamp</th> <th>Aux</th> <th>APos</th> <th>TPos</th> <th>Remark</th> </tr> <tr> <th>Freq</th> <th>Level</th> <th>Line</th> <th>Margin</th> <th>Level</th> <th>Factor</th> <th>Loss</th> <th>Factor</th> <th>Factor</th> </tr> <tr> <th>MHz</th> <th>dBuV/m</th> <th>dBuV/m</th> <th>dB</th> <th>dBuV</th> <th>dB/m</th> <th>dB</th> <th>dB</th> <th>cm</th> </tr> </thead> <tbody> <tr> <td>1</td> <td>5061.56</td> <td>51.69</td> <td>74.00</td> <td>-22.31</td> <td>40.24</td> <td>32.60</td> <td>12.93</td> <td>34.08</td> <td>0.00</td> <td>158</td> <td>338</td> <td>PEAK</td> </tr> </tbody> </table>	Limit	Read	Ant	Cable	Preamp	Aux	APos	TPos	Remark	Freq	Level	Line	Margin	Level	Factor	Loss	Factor	Factor	MHz	dBuV/m	dBuV/m	dB	dBuV	dB/m	dB	dB	cm	1	5061.56	51.69	74.00	-22.31	40.24	32.60	12.93	34.08	0.00	158	338	PEAK	 <p>Site : 03CH21-HY Condition: PEAK(UNII) 3m DRH18-E_LE2C03A18EN_240711 HORIZONTAL : RBW:1000.000kHz VBW:3000.000kHz SWT:Auto</p> <table border="1" data-bbox="917 1131 1428 1243"> <thead> <tr> <th>Limit</th> <th>Read</th> <th>Ant</th> <th>Cable</th> <th>Preamp</th> <th>Aux</th> <th>APos</th> <th>TPos</th> <th>Remark</th> </tr> <tr> <th>Freq</th> <th>Level</th> <th>Line</th> <th>Margin</th> <th>Level</th> <th>Factor</th> <th>Loss</th> <th>Factor</th> <th>Factor</th> </tr> <tr> <th>MHz</th> <th>dBuV/m</th> <th>dBuV/m</th> <th>dB</th> <th>dBuV</th> <th>dB/m</th> <th>dB</th> <th>dB</th> <th>cm</th> </tr> </thead> <tbody> <tr> <td>1</td> <td>5180.00</td> <td>105.04</td> <td>-----</td> <td>-----</td> <td>93.60</td> <td>32.65</td> <td>13.06</td> <td>34.27</td> <td>0.00</td> <td>158</td> <td>338</td> <td>PEAK</td> </tr> </tbody> </table>	Limit	Read	Ant	Cable	Preamp	Aux	APos	TPos	Remark	Freq	Level	Line	Margin	Level	Factor	Loss	Factor	Factor	MHz	dBuV/m	dBuV/m	dB	dBuV	dB/m	dB	dB	cm	1	5180.00	105.04	-----	-----	93.60	32.65	13.06	34.27	0.00	158	338	PEAK
Limit	Read	Ant	Cable	Preamp	Aux	APos	TPos	Remark																																																																										
Freq	Level	Line	Margin	Level	Factor	Loss	Factor	Factor																																																																										
MHz	dBuV/m	dBuV/m	dB	dBuV	dB/m	dB	dB	cm																																																																										
1	5061.56	51.69	74.00	-22.31	40.24	32.60	12.93	34.08	0.00	158	338	PEAK																																																																						
Limit	Read	Ant	Cable	Preamp	Aux	APos	TPos	Remark																																																																										
Freq	Level	Line	Margin	Level	Factor	Loss	Factor	Factor																																																																										
MHz	dBuV/m	dBuV/m	dB	dBuV	dB/m	dB	dB	cm																																																																										
1	5180.00	105.04	-----	-----	93.60	32.65	13.06	34.27	0.00	158	338	PEAK																																																																						
Avg	 <p>Site : 03CH21-HY Condition: AVG_BE_54 3m DRH18-E_LE2C03A18EN_240711 HORIZONTAL : RBW:1000.000kHz VBW:0.560kHz SWT:Auto</p> <table border="1" data-bbox="279 1814 790 1926"> <thead> <tr> <th>Limit</th> <th>Read</th> <th>Ant</th> <th>Cable</th> <th>Preamp</th> <th>Aux</th> <th>APos</th> <th>TPos</th> <th>Remark</th> </tr> <tr> <th>Freq</th> <th>Level</th> <th>Line</th> <th>Margin</th> <th>Level</th> <th>Factor</th> <th>Loss</th> <th>Factor</th> <th>Factor</th> </tr> <tr> <th>MHz</th> <th>dBuV/m</th> <th>dBuV/m</th> <th>dB</th> <th>dBuV</th> <th>dB/m</th> <th>dB</th> <th>dB</th> <th>cm</th> </tr> </thead> <tbody> <tr> <td>1</td> <td>5088.02</td> <td>41.46</td> <td>54.00</td> <td>-12.54</td> <td>30.02</td> <td>32.60</td> <td>12.96</td> <td>34.12</td> <td>0.00</td> <td>158</td> <td>338</td> <td>AVERAGE</td> </tr> </tbody> </table>	Limit	Read	Ant	Cable	Preamp	Aux	APos	TPos	Remark	Freq	Level	Line	Margin	Level	Factor	Loss	Factor	Factor	MHz	dBuV/m	dBuV/m	dB	dBuV	dB/m	dB	dB	cm	1	5088.02	41.46	54.00	-12.54	30.02	32.60	12.96	34.12	0.00	158	338	AVERAGE	 <p>Site : 03CH21-HY Condition: AVG_54 3m DRH18-E_LE2C03A18EN_240711 HORIZONTAL : RBW:1000.000kHz VBW:0.560kHz SWT:Auto</p> <table border="1" data-bbox="917 1814 1428 1926"> <thead> <tr> <th>Limit</th> <th>Read</th> <th>Ant</th> <th>Cable</th> <th>Preamp</th> <th>Aux</th> <th>APos</th> <th>TPos</th> <th>Remark</th> </tr> <tr> <th>Freq</th> <th>Level</th> <th>Line</th> <th>Margin</th> <th>Level</th> <th>Factor</th> <th>Loss</th> <th>Factor</th> <th>Factor</th> </tr> <tr> <th>MHz</th> <th>dBuV/m</th> <th>dBuV/m</th> <th>dB</th> <th>dBuV</th> <th>dB/m</th> <th>dB</th> <th>dB</th> <th>cm</th> </tr> </thead> <tbody> <tr> <td>1</td> <td>5180.00</td> <td>97.92</td> <td>-----</td> <td>-----</td> <td>86.48</td> <td>32.65</td> <td>13.06</td> <td>34.27</td> <td>0.00</td> <td>158</td> <td>338</td> <td>AVERAGE</td> </tr> </tbody> </table>	Limit	Read	Ant	Cable	Preamp	Aux	APos	TPos	Remark	Freq	Level	Line	Margin	Level	Factor	Loss	Factor	Factor	MHz	dBuV/m	dBuV/m	dB	dBuV	dB/m	dB	dB	cm	1	5180.00	97.92	-----	-----	86.48	32.65	13.06	34.27	0.00	158	338	AVERAGE
Limit	Read	Ant	Cable	Preamp	Aux	APos	TPos	Remark																																																																										
Freq	Level	Line	Margin	Level	Factor	Loss	Factor	Factor																																																																										
MHz	dBuV/m	dBuV/m	dB	dBuV	dB/m	dB	dB	cm																																																																										
1	5088.02	41.46	54.00	-12.54	30.02	32.60	12.96	34.12	0.00	158	338	AVERAGE																																																																						
Limit	Read	Ant	Cable	Preamp	Aux	APos	TPos	Remark																																																																										
Freq	Level	Line	Margin	Level	Factor	Loss	Factor	Factor																																																																										
MHz	dBuV/m	dBuV/m	dB	dBuV	dB/m	dB	dB	cm																																																																										
1	5180.00	97.92	-----	-----	86.48	32.65	13.06	34.27	0.00	158	338	AVERAGE																																																																						



	1																																																																																			
Mode	Band Edge																																																																																			
	U-NII-1_5.15-5.25_802.11a_CH36_5180MHz																																																																																			
ANT	1+2																																																																																			
Pol.	Vertical	Fundamental																																																																																		
Peak	<p>Site : 03CH21-HY Condition: PEAK_BE_74 3m DRH18-E_LE2C03A18EN_240711 VERTICAL : RBW:1000.000kHz VBW:3000.000kHz SWT:Auto</p> <table border="1"> <thead> <tr> <th>Limit</th> <th>Read</th> <th>Ant</th> <th>Cable</th> <th>Preamp</th> <th>Aux</th> <th>APos</th> <th>TPos</th> <th>Remark</th> </tr> <tr> <th>Freq</th> <th>Level</th> <th>Line Margin</th> <th>Level Factor</th> <th>Loss Factor</th> <th>Factor</th> <th></th> <th></th> <th></th> </tr> <tr> <th>MHz</th> <th>dBuV/m</th> <th>dBuV/m</th> <th>dB</th> <th>dBuV</th> <th>dB/m</th> <th>dB</th> <th>dB</th> <th>cm</th> <th>deg</th> </tr> </thead> <tbody> <tr> <td>1</td> <td>5131.94</td> <td>50.97</td> <td>74.00</td> <td>-23.03</td> <td>39.50</td> <td>32.66</td> <td>13.01</td> <td>34.20</td> <td>0.00</td> <td>110</td> <td>168</td> <td>PEAK</td> </tr> </tbody> </table>	Limit	Read	Ant	Cable	Preamp	Aux	APos	TPos	Remark	Freq	Level	Line Margin	Level Factor	Loss Factor	Factor				MHz	dBuV/m	dBuV/m	dB	dBuV	dB/m	dB	dB	cm	deg	1	5131.94	50.97	74.00	-23.03	39.50	32.66	13.01	34.20	0.00	110	168	PEAK	<p>Site : 03CH21-HY Condition: PEAK(UNII) 3m DRH18-E_LE2C03A18EN_240711 VERTICAL : RBW:1000.000kHz VBW:3000.000kHz SWT:Auto</p> <table border="1"> <thead> <tr> <th>Limit</th> <th>Read</th> <th>Ant</th> <th>Cable</th> <th>Preamp</th> <th>Aux</th> <th>APos</th> <th>TPos</th> <th>Remark</th> </tr> <tr> <th>Freq</th> <th>Level</th> <th>Line Margin</th> <th>Level Factor</th> <th>Loss Factor</th> <th>Factor</th> <th></th> <th></th> <th></th> </tr> <tr> <th>MHz</th> <th>dBuV/m</th> <th>dBuV/m</th> <th>dB</th> <th>dBuV</th> <th>dB/m</th> <th>dB</th> <th>dB</th> <th>cm</th> <th>deg</th> </tr> </thead> <tbody> <tr> <td>1</td> <td>5180.00</td> <td>110.28</td> <td>-----</td> <td>-----</td> <td>98.85</td> <td>32.64</td> <td>13.07</td> <td>34.28</td> <td>0.00</td> <td>110</td> <td>168</td> <td>PEAK</td> </tr> </tbody> </table>	Limit	Read	Ant	Cable	Preamp	Aux	APos	TPos	Remark	Freq	Level	Line Margin	Level Factor	Loss Factor	Factor				MHz	dBuV/m	dBuV/m	dB	dBuV	dB/m	dB	dB	cm	deg	1	5180.00	110.28	-----	-----	98.85	32.64	13.07	34.28	0.00	110	168	PEAK
Limit	Read	Ant	Cable	Preamp	Aux	APos	TPos	Remark																																																																												
Freq	Level	Line Margin	Level Factor	Loss Factor	Factor																																																																															
MHz	dBuV/m	dBuV/m	dB	dBuV	dB/m	dB	dB	cm	deg																																																																											
1	5131.94	50.97	74.00	-23.03	39.50	32.66	13.01	34.20	0.00	110	168	PEAK																																																																								
Limit	Read	Ant	Cable	Preamp	Aux	APos	TPos	Remark																																																																												
Freq	Level	Line Margin	Level Factor	Loss Factor	Factor																																																																															
MHz	dBuV/m	dBuV/m	dB	dBuV	dB/m	dB	dB	cm	deg																																																																											
1	5180.00	110.28	-----	-----	98.85	32.64	13.07	34.28	0.00	110	168	PEAK																																																																								
Avg	<p>Site : 03CH21-HY Condition: AVG_BE_54 3m DRH18-E_LE2C03A18EN_240711 VERTICAL : RBW:1000.000kHz VBW:0.560kHz SWT:Auto</p> <table border="1"> <thead> <tr> <th>Limit</th> <th>Read</th> <th>Ant</th> <th>Cable</th> <th>Preamp</th> <th>Aux</th> <th>APos</th> <th>TPos</th> <th>Remark</th> </tr> <tr> <th>Freq</th> <th>Level</th> <th>Line Margin</th> <th>Level Factor</th> <th>Loss Factor</th> <th>Factor</th> <th></th> <th></th> <th></th> </tr> <tr> <th>MHz</th> <th>dBuV/m</th> <th>dBuV/m</th> <th>dB</th> <th>dBuV</th> <th>dB/m</th> <th>dB</th> <th>dB</th> <th>cm</th> <th>deg</th> </tr> </thead> <tbody> <tr> <td>1</td> <td>5088.02</td> <td>44.38</td> <td>54.00</td> <td>-9.62</td> <td>32.94</td> <td>32.60</td> <td>12.96</td> <td>34.12</td> <td>0.00</td> <td>110</td> <td>168</td> <td>AVERAGE</td> </tr> </tbody> </table>	Limit	Read	Ant	Cable	Preamp	Aux	APos	TPos	Remark	Freq	Level	Line Margin	Level Factor	Loss Factor	Factor				MHz	dBuV/m	dBuV/m	dB	dBuV	dB/m	dB	dB	cm	deg	1	5088.02	44.38	54.00	-9.62	32.94	32.60	12.96	34.12	0.00	110	168	AVERAGE	<p>Site : 03CH21-HY Condition: AVG_54 3m DRH18-E_LE2C03A18EN_240711 VERTICAL : RBW:1000.000kHz VBW:0.560kHz SWT:Auto</p> <table border="1"> <thead> <tr> <th>Limit</th> <th>Read</th> <th>Ant</th> <th>Cable</th> <th>Preamp</th> <th>Aux</th> <th>APos</th> <th>TPos</th> <th>Remark</th> </tr> <tr> <th>Freq</th> <th>Level</th> <th>Line Margin</th> <th>Level Factor</th> <th>Loss Factor</th> <th>Factor</th> <th></th> <th></th> <th></th> </tr> <tr> <th>MHz</th> <th>dBuV/m</th> <th>dBuV/m</th> <th>dB</th> <th>dBuV</th> <th>dB/m</th> <th>dB</th> <th>dB</th> <th>cm</th> <th>deg</th> </tr> </thead> <tbody> <tr> <td>1</td> <td>5180.00</td> <td>103.24</td> <td>-----</td> <td>-----</td> <td>91.80</td> <td>32.65</td> <td>13.06</td> <td>34.27</td> <td>0.00</td> <td>110</td> <td>168</td> <td>AVERAGE</td> </tr> </tbody> </table>	Limit	Read	Ant	Cable	Preamp	Aux	APos	TPos	Remark	Freq	Level	Line Margin	Level Factor	Loss Factor	Factor				MHz	dBuV/m	dBuV/m	dB	dBuV	dB/m	dB	dB	cm	deg	1	5180.00	103.24	-----	-----	91.80	32.65	13.06	34.27	0.00	110	168	AVERAGE
Limit	Read	Ant	Cable	Preamp	Aux	APos	TPos	Remark																																																																												
Freq	Level	Line Margin	Level Factor	Loss Factor	Factor																																																																															
MHz	dBuV/m	dBuV/m	dB	dBuV	dB/m	dB	dB	cm	deg																																																																											
1	5088.02	44.38	54.00	-9.62	32.94	32.60	12.96	34.12	0.00	110	168	AVERAGE																																																																								
Limit	Read	Ant	Cable	Preamp	Aux	APos	TPos	Remark																																																																												
Freq	Level	Line Margin	Level Factor	Loss Factor	Factor																																																																															
MHz	dBuV/m	dBuV/m	dB	dBuV	dB/m	dB	dB	cm	deg																																																																											
1	5180.00	103.24	-----	-----	91.80	32.65	13.06	34.27	0.00	110	168	AVERAGE																																																																								



Mode	1																																																																																																																																					
	Harmonic																																																																																																																																					
	U-NII-1_5.15-5.25_802.11a_CH36_5180MHz																																																																																																																																					
ANT	1+2																																																																																																																																					
Pol.	Horizontal	Vertical																																																																																																																																				
Peak Avg	<p>Site : 03CH21-HY Condition: PEAK(UNII) 3m DRH18-E_LE2C03A18EN_240711 HORIZONTAL</p> <table border="1"> <thead> <tr> <th>Limit</th> <th>Read</th> <th>Ant</th> <th>Cable</th> <th>Preamp</th> <th>Aux</th> <th>APos</th> <th>TPos</th> <th>Remark</th> </tr> <tr> <th>Freq</th> <th>Level</th> <th>Line Margin</th> <th>Level</th> <th>Factor</th> <th>Loss Factor</th> <th>Factor</th> <th></th> <th></th> </tr> <tr> <th>MHz</th> <th>dBuV/m</th> <th>dBuV/m</th> <th>dB</th> <th>dBuV</th> <th>dB/m</th> <th>dB</th> <th>dB</th> <th>dB</th> </tr> </thead> <tbody> <tr> <td>1</td> <td>10360.00</td> <td>48.76</td> <td>68.20</td> <td>-19.44</td> <td>32.13</td> <td>37.36</td> <td>18.54</td> <td>39.72</td> <td>0.45</td> <td>--</td> <td>--</td> <td>PEAK</td> </tr> <tr> <td>2</td> <td>15540.00</td> <td>52.35</td> <td>74.00</td> <td>-21.65</td> <td>33.96</td> <td>40.72</td> <td>22.79</td> <td>45.55</td> <td>0.43</td> <td>--</td> <td>--</td> <td>PEAK</td> </tr> <tr> <td>3</td> <td>15540.00</td> <td>42.24</td> <td>54.00</td> <td>-11.76</td> <td>23.85</td> <td>40.72</td> <td>22.79</td> <td>45.55</td> <td>0.43</td> <td>--</td> <td>--</td> <td>AVERAGE</td> </tr> </tbody> </table>	Limit	Read	Ant	Cable	Preamp	Aux	APos	TPos	Remark	Freq	Level	Line Margin	Level	Factor	Loss Factor	Factor			MHz	dBuV/m	dBuV/m	dB	dBuV	dB/m	dB	dB	dB	1	10360.00	48.76	68.20	-19.44	32.13	37.36	18.54	39.72	0.45	--	--	PEAK	2	15540.00	52.35	74.00	-21.65	33.96	40.72	22.79	45.55	0.43	--	--	PEAK	3	15540.00	42.24	54.00	-11.76	23.85	40.72	22.79	45.55	0.43	--	--	AVERAGE	<p>Site : 03CH21-HY Condition: PEAK(UNII) 3m DRH18-E_LE2C03A18EN_240711 VERTICAL</p> <table border="1"> <thead> <tr> <th>Limit</th> <th>Read</th> <th>Ant</th> <th>Cable</th> <th>Preamp</th> <th>Aux</th> <th>APos</th> <th>TPos</th> <th>Remark</th> </tr> <tr> <th>Freq</th> <th>Level</th> <th>Line Margin</th> <th>Level</th> <th>Factor</th> <th>Loss Factor</th> <th>Factor</th> <th></th> <th></th> </tr> <tr> <th>MHz</th> <th>dBuV/m</th> <th>dBuV/m</th> <th>dB</th> <th>dBuV</th> <th>dB/m</th> <th>dB</th> <th>dB</th> <th>dB</th> </tr> </thead> <tbody> <tr> <td>1</td> <td>10360.00</td> <td>48.45</td> <td>68.20</td> <td>-19.75</td> <td>31.82</td> <td>37.36</td> <td>18.54</td> <td>39.72</td> <td>0.45</td> <td>--</td> <td>--</td> <td>PEAK</td> </tr> <tr> <td>2</td> <td>15540.00</td> <td>52.97</td> <td>74.00</td> <td>-21.03</td> <td>34.58</td> <td>40.72</td> <td>22.79</td> <td>45.55</td> <td>0.43</td> <td>--</td> <td>--</td> <td>PEAK</td> </tr> <tr> <td>3</td> <td>15540.00</td> <td>42.91</td> <td>54.00</td> <td>-11.09</td> <td>24.52</td> <td>40.72</td> <td>22.79</td> <td>45.55</td> <td>0.43</td> <td>--</td> <td>--</td> <td>AVERAGE</td> </tr> </tbody> </table>	Limit	Read	Ant	Cable	Preamp	Aux	APos	TPos	Remark	Freq	Level	Line Margin	Level	Factor	Loss Factor	Factor			MHz	dBuV/m	dBuV/m	dB	dBuV	dB/m	dB	dB	dB	1	10360.00	48.45	68.20	-19.75	31.82	37.36	18.54	39.72	0.45	--	--	PEAK	2	15540.00	52.97	74.00	-21.03	34.58	40.72	22.79	45.55	0.43	--	--	PEAK	3	15540.00	42.91	54.00	-11.09	24.52	40.72	22.79	45.55	0.43	--	--	AVERAGE
	Limit	Read	Ant	Cable	Preamp	Aux	APos	TPos	Remark																																																																																																																													
Freq	Level	Line Margin	Level	Factor	Loss Factor	Factor																																																																																																																																
MHz	dBuV/m	dBuV/m	dB	dBuV	dB/m	dB	dB	dB																																																																																																																														
1	10360.00	48.76	68.20	-19.44	32.13	37.36	18.54	39.72	0.45	--	--	PEAK																																																																																																																										
2	15540.00	52.35	74.00	-21.65	33.96	40.72	22.79	45.55	0.43	--	--	PEAK																																																																																																																										
3	15540.00	42.24	54.00	-11.76	23.85	40.72	22.79	45.55	0.43	--	--	AVERAGE																																																																																																																										
Limit	Read	Ant	Cable	Preamp	Aux	APos	TPos	Remark																																																																																																																														
Freq	Level	Line Margin	Level	Factor	Loss Factor	Factor																																																																																																																																
MHz	dBuV/m	dBuV/m	dB	dBuV	dB/m	dB	dB	dB																																																																																																																														
1	10360.00	48.45	68.20	-19.75	31.82	37.36	18.54	39.72	0.45	--	--	PEAK																																																																																																																										
2	15540.00	52.97	74.00	-21.03	34.58	40.72	22.79	45.55	0.43	--	--	PEAK																																																																																																																										
3	15540.00	42.91	54.00	-11.09	24.52	40.72	22.79	45.55	0.43	--	--	AVERAGE																																																																																																																										



Mode	1	
	Harmonic	
	U-NII-1_5.15-5.25_802.11a_CH36_5180MHz	
ANT	1+2	
Pol.	Horizontal	Vertical
10.6G ~18G Avg	<p>Site : 03CH21-HY Condition: AVG_54 3m DRH18-E_LE2C03A18EN_240711 HORIZONTAL</p>	<p>Site : 03CH21-HY Condition: AVG_54 3m DRH18-E_LE2C03A18EN_240711 VERTICAL</p>



Mode	2																																																																																			
	Band Edge - L																																																																																			
	U-NII-1_5.15-5.25_802.11a_CH44_5220MHz																																																																																			
ANT	1+2																																																																																			
Pol.	Horizontal	Fundamental																																																																																		
Peak	<p>Site : 03CH21-HY Condition: PEAK_BE_74 3m DRH18-E_LE2C03A18EN_240711 HORIZONTAL : RBW:1000.000kHz VBW:3000.000kHz SWT:Auto</p> <table border="1"> <thead> <tr> <th>Limit</th> <th>Read</th> <th>Ant</th> <th>Cable</th> <th>Preamp</th> <th>Aux</th> <th>APos</th> <th>TPos</th> <th>Remark</th> </tr> <tr> <th>Freq</th> <th>Level</th> <th>Line</th> <th>Margin</th> <th>Level</th> <th>Factor</th> <th>Loss</th> <th>Factor</th> <th>Factor</th> </tr> <tr> <th>MHz</th> <th>dBuV/m</th> <th>dBuV/m</th> <th>dB</th> <th>dBuV</th> <th>dB/m</th> <th>dB</th> <th>dB</th> <th>cm</th> <th>deg</th> </tr> </thead> <tbody> <tr> <td>1</td> <td>5095.26</td> <td>50.57</td> <td>74.00</td> <td>-23.43</td> <td>39.13</td> <td>32.60</td> <td>12.97</td> <td>34.13</td> <td>0.00</td> <td>131</td> <td>339</td> <td>PEAK</td> </tr> </tbody> </table>	Limit	Read	Ant	Cable	Preamp	Aux	APos	TPos	Remark	Freq	Level	Line	Margin	Level	Factor	Loss	Factor	Factor	MHz	dBuV/m	dBuV/m	dB	dBuV	dB/m	dB	dB	cm	deg	1	5095.26	50.57	74.00	-23.43	39.13	32.60	12.97	34.13	0.00	131	339	PEAK	<p>Site : 03CH21-HY Condition: PEAK(UNII) 3m DRH18-E_LE2C03A18EN_240711 HORIZONTAL : RBW:1000.000kHz VBW:3000.000kHz SWT:Auto</p> <table border="1"> <thead> <tr> <th>Limit</th> <th>Read</th> <th>Ant</th> <th>Cable</th> <th>Preamp</th> <th>Aux</th> <th>APos</th> <th>TPos</th> <th>Remark</th> </tr> <tr> <th>Freq</th> <th>Level</th> <th>Line</th> <th>Margin</th> <th>Level</th> <th>Factor</th> <th>Loss</th> <th>Factor</th> <th>Factor</th> </tr> <tr> <th>MHz</th> <th>dBuV/m</th> <th>dBuV/m</th> <th>dB</th> <th>dBuV</th> <th>dB/m</th> <th>dB</th> <th>dB</th> <th>cm</th> <th>deg</th> </tr> </thead> <tbody> <tr> <td>1</td> <td>5220.00</td> <td>105.13</td> <td>-----</td> <td>-----</td> <td>93.87</td> <td>32.50</td> <td>13.12</td> <td>34.36</td> <td>0.00</td> <td>131</td> <td>339</td> <td>PEAK</td> </tr> </tbody> </table>	Limit	Read	Ant	Cable	Preamp	Aux	APos	TPos	Remark	Freq	Level	Line	Margin	Level	Factor	Loss	Factor	Factor	MHz	dBuV/m	dBuV/m	dB	dBuV	dB/m	dB	dB	cm	deg	1	5220.00	105.13	-----	-----	93.87	32.50	13.12	34.36	0.00	131	339	PEAK
Limit	Read	Ant	Cable	Preamp	Aux	APos	TPos	Remark																																																																												
Freq	Level	Line	Margin	Level	Factor	Loss	Factor	Factor																																																																												
MHz	dBuV/m	dBuV/m	dB	dBuV	dB/m	dB	dB	cm	deg																																																																											
1	5095.26	50.57	74.00	-23.43	39.13	32.60	12.97	34.13	0.00	131	339	PEAK																																																																								
Limit	Read	Ant	Cable	Preamp	Aux	APos	TPos	Remark																																																																												
Freq	Level	Line	Margin	Level	Factor	Loss	Factor	Factor																																																																												
MHz	dBuV/m	dBuV/m	dB	dBuV	dB/m	dB	dB	cm	deg																																																																											
1	5220.00	105.13	-----	-----	93.87	32.50	13.12	34.36	0.00	131	339	PEAK																																																																								
Avg	<p>Site : 03CH21-HY Condition: AVG_BE_54 3m DRH18-E_LE2C03A18EN_240711 HORIZONTAL : RBW:1000.000kHz VBW:0.560kHz SWT:Auto</p> <table border="1"> <thead> <tr> <th>Limit</th> <th>Read</th> <th>Ant</th> <th>Cable</th> <th>Preamp</th> <th>Aux</th> <th>APos</th> <th>TPos</th> <th>Remark</th> </tr> <tr> <th>Freq</th> <th>Level</th> <th>Line</th> <th>Margin</th> <th>Level</th> <th>Factor</th> <th>Loss</th> <th>Factor</th> <th>Factor</th> </tr> <tr> <th>MHz</th> <th>dBuV/m</th> <th>dBuV/m</th> <th>dB</th> <th>dBuV</th> <th>dB/m</th> <th>dB</th> <th>dB</th> <th>cm</th> <th>deg</th> </tr> </thead> <tbody> <tr> <td>1</td> <td>5087.78</td> <td>41.23</td> <td>54.00</td> <td>-12.77</td> <td>29.79</td> <td>32.60</td> <td>12.96</td> <td>34.12</td> <td>0.00</td> <td>131</td> <td>339</td> <td>AVERAGE</td> </tr> </tbody> </table>	Limit	Read	Ant	Cable	Preamp	Aux	APos	TPos	Remark	Freq	Level	Line	Margin	Level	Factor	Loss	Factor	Factor	MHz	dBuV/m	dBuV/m	dB	dBuV	dB/m	dB	dB	cm	deg	1	5087.78	41.23	54.00	-12.77	29.79	32.60	12.96	34.12	0.00	131	339	AVERAGE	<p>Site : 03CH21-HY Condition: AVG_54 3m DRH18-E_LE2C03A18EN_240711 HORIZONTAL : RBW:1000.000kHz VBW:0.560kHz SWT:Auto</p> <table border="1"> <thead> <tr> <th>Limit</th> <th>Read</th> <th>Ant</th> <th>Cable</th> <th>Preamp</th> <th>Aux</th> <th>APos</th> <th>TPos</th> <th>Remark</th> </tr> <tr> <th>Freq</th> <th>Level</th> <th>Line</th> <th>Margin</th> <th>Level</th> <th>Factor</th> <th>Loss</th> <th>Factor</th> <th>Factor</th> </tr> <tr> <th>MHz</th> <th>dBuV/m</th> <th>dBuV/m</th> <th>dB</th> <th>dBuV</th> <th>dB/m</th> <th>dB</th> <th>dB</th> <th>cm</th> <th>deg</th> </tr> </thead> <tbody> <tr> <td>1</td> <td>5220.00</td> <td>97.81</td> <td>-----</td> <td>-----</td> <td>86.55</td> <td>32.50</td> <td>13.12</td> <td>34.36</td> <td>0.00</td> <td>131</td> <td>339</td> <td>AVERAGE</td> </tr> </tbody> </table>	Limit	Read	Ant	Cable	Preamp	Aux	APos	TPos	Remark	Freq	Level	Line	Margin	Level	Factor	Loss	Factor	Factor	MHz	dBuV/m	dBuV/m	dB	dBuV	dB/m	dB	dB	cm	deg	1	5220.00	97.81	-----	-----	86.55	32.50	13.12	34.36	0.00	131	339	AVERAGE
Limit	Read	Ant	Cable	Preamp	Aux	APos	TPos	Remark																																																																												
Freq	Level	Line	Margin	Level	Factor	Loss	Factor	Factor																																																																												
MHz	dBuV/m	dBuV/m	dB	dBuV	dB/m	dB	dB	cm	deg																																																																											
1	5087.78	41.23	54.00	-12.77	29.79	32.60	12.96	34.12	0.00	131	339	AVERAGE																																																																								
Limit	Read	Ant	Cable	Preamp	Aux	APos	TPos	Remark																																																																												
Freq	Level	Line	Margin	Level	Factor	Loss	Factor	Factor																																																																												
MHz	dBuV/m	dBuV/m	dB	dBuV	dB/m	dB	dB	cm	deg																																																																											
1	5220.00	97.81	-----	-----	86.55	32.50	13.12	34.36	0.00	131	339	AVERAGE																																																																								



Mode	2																																									
	Band Edge - R																																									
	U-NII-1_5.15-5.25_802.11a_CH44_5220MHz																																									
ANT	1+2																																									
Pol.	Horizontal	Fundamental																																								
Peak	<p>Site : 03CH21-HY Condition: PEAK_BE_74 3m DRH18-E_LE2C03A18EN_240711 HORIZONTAL : RBW:1000.000kHz VBW:3000.000kHz SNT:Auto</p> <table border="1"> <thead> <tr> <th>Limit</th> <th>Read</th> <th>Ant</th> <th>Cable</th> <th>Preamp</th> <th>Aux</th> <th>APos</th> <th>TPos</th> <th>Remark</th> </tr> <tr> <th>Freq</th> <th>Level</th> <th>Line</th> <th>Margin</th> <th>Level</th> <th>Factor</th> <th>Loss</th> <th>Factor</th> <th>Factor</th> </tr> <tr> <th>MHz</th> <th>dBuV/m</th> <th>dBuV/m</th> <th>dB</th> <th>dBuV</th> <th>dB/m</th> <th>dB</th> <th>dB</th> <th>cm</th> </tr> </thead> <tbody> <tr> <td>1</td> <td>5456.64</td> <td>49.12</td> <td>74.00</td> <td>-24.88</td> <td>38.15</td> <td>32.34</td> <td>13.39</td> <td>34.76</td> <td>0.00</td> <td>131</td> <td>339</td> <td>PEAK</td> </tr> </tbody> </table>	Limit	Read	Ant	Cable	Preamp	Aux	APos	TPos	Remark	Freq	Level	Line	Margin	Level	Factor	Loss	Factor	Factor	MHz	dBuV/m	dBuV/m	dB	dBuV	dB/m	dB	dB	cm	1	5456.64	49.12	74.00	-24.88	38.15	32.34	13.39	34.76	0.00	131	339	PEAK	Blank
Limit	Read	Ant	Cable	Preamp	Aux	APos	TPos	Remark																																		
Freq	Level	Line	Margin	Level	Factor	Loss	Factor	Factor																																		
MHz	dBuV/m	dBuV/m	dB	dBuV	dB/m	dB	dB	cm																																		
1	5456.64	49.12	74.00	-24.88	38.15	32.34	13.39	34.76	0.00	131	339	PEAK																														
Avg	<p>Site : 03CH21-HY Condition: AVG_BE_54 3m DRH18-E_LE2C03A18EN_240711 HORIZONTAL : RBW:1000.000kHz VBW:0.560kHz SNT:Auto</p> <table border="1"> <thead> <tr> <th>Limit</th> <th>Read</th> <th>Ant</th> <th>Cable</th> <th>Preamp</th> <th>Aux</th> <th>APos</th> <th>TPos</th> <th>Remark</th> </tr> <tr> <th>Freq</th> <th>Level</th> <th>Line</th> <th>Margin</th> <th>Level</th> <th>Factor</th> <th>Loss</th> <th>Factor</th> <th>Factor</th> </tr> <tr> <th>MHz</th> <th>dBuV/m</th> <th>dBuV/m</th> <th>dB</th> <th>dBuV</th> <th>dB/m</th> <th>dB</th> <th>dB</th> <th>cm</th> </tr> </thead> <tbody> <tr> <td>1</td> <td>5376.00</td> <td>40.06</td> <td>54.00</td> <td>-13.94</td> <td>29.14</td> <td>32.25</td> <td>13.29</td> <td>34.62</td> <td>0.00</td> <td>131</td> <td>339</td> <td>AVERAGE</td> </tr> </tbody> </table>	Limit	Read	Ant	Cable	Preamp	Aux	APos	TPos	Remark	Freq	Level	Line	Margin	Level	Factor	Loss	Factor	Factor	MHz	dBuV/m	dBuV/m	dB	dBuV	dB/m	dB	dB	cm	1	5376.00	40.06	54.00	-13.94	29.14	32.25	13.29	34.62	0.00	131	339	AVERAGE	Blank
Limit	Read	Ant	Cable	Preamp	Aux	APos	TPos	Remark																																		
Freq	Level	Line	Margin	Level	Factor	Loss	Factor	Factor																																		
MHz	dBuV/m	dBuV/m	dB	dBuV	dB/m	dB	dB	cm																																		
1	5376.00	40.06	54.00	-13.94	29.14	32.25	13.29	34.62	0.00	131	339	AVERAGE																														



Mode	2																																																																																			
	Band Edge - L																																																																																			
	U-NII-1_5.15-5.25_802.11a_CH44_5220MHz																																																																																			
ANT	1+2																																																																																			
Pol.	Vertical	Fundamental																																																																																		
Peak	<p>Site : 03CH21-HY Condition: PEAK_BE_74 3m DRH18-E_LE2C03A18EN_240711 VERTICAL : RBW:1000.000kHz VBW:3000.000kHz SWT:Auto</p> <table border="1"> <thead> <tr> <th>Limit</th> <th>Read</th> <th>Ant</th> <th>Cable</th> <th>Preamp</th> <th>Aux</th> <th>APos</th> <th>TPos</th> <th>Remark</th> </tr> <tr> <th>Freq</th> <th>Level</th> <th>Line</th> <th>Margin</th> <th>Level</th> <th>Factor</th> <th>Loss</th> <th>Factor</th> <th>Factor</th> </tr> <tr> <th>MHz</th> <th>dBuV/m</th> <th>dBuV/m</th> <th>dB</th> <th>dBuV</th> <th>dB/m</th> <th>dB</th> <th>dB</th> <th>cm</th> <th>deg</th> </tr> </thead> <tbody> <tr> <td>1</td> <td>5013.86</td> <td>51.56</td> <td>74.00</td> <td>-22.44</td> <td>39.93</td> <td>32.74</td> <td>12.88</td> <td>33.99</td> <td>0.00</td> <td>110</td> <td>232</td> <td>PEAK</td> </tr> </tbody> </table>	Limit	Read	Ant	Cable	Preamp	Aux	APos	TPos	Remark	Freq	Level	Line	Margin	Level	Factor	Loss	Factor	Factor	MHz	dBuV/m	dBuV/m	dB	dBuV	dB/m	dB	dB	cm	deg	1	5013.86	51.56	74.00	-22.44	39.93	32.74	12.88	33.99	0.00	110	232	PEAK	<p>Site : 03CH21-HY Condition: PEAK(UNII) 3m DRH18-E_LE2C03A18EN_240711 VERTICAL : RBW:1000.000kHz VBW:3000.000kHz SWT:Auto</p> <table border="1"> <thead> <tr> <th>Limit</th> <th>Read</th> <th>Ant</th> <th>Cable</th> <th>Preamp</th> <th>Aux</th> <th>APos</th> <th>TPos</th> <th>Remark</th> </tr> <tr> <th>Freq</th> <th>Level</th> <th>Line</th> <th>Margin</th> <th>Level</th> <th>Factor</th> <th>Loss</th> <th>Factor</th> <th>Factor</th> </tr> <tr> <th>MHz</th> <th>dBuV/m</th> <th>dBuV/m</th> <th>dB</th> <th>dBuV</th> <th>dB/m</th> <th>dB</th> <th>dB</th> <th>cm</th> <th>deg</th> </tr> </thead> <tbody> <tr> <td>1</td> <td>5220.00</td> <td>109.91</td> <td>-----</td> <td>-----</td> <td>98.61</td> <td>32.53</td> <td>13.11</td> <td>34.34</td> <td>0.00</td> <td>110</td> <td>232</td> <td>PEAK</td> </tr> </tbody> </table>	Limit	Read	Ant	Cable	Preamp	Aux	APos	TPos	Remark	Freq	Level	Line	Margin	Level	Factor	Loss	Factor	Factor	MHz	dBuV/m	dBuV/m	dB	dBuV	dB/m	dB	dB	cm	deg	1	5220.00	109.91	-----	-----	98.61	32.53	13.11	34.34	0.00	110	232	PEAK
	Limit	Read	Ant	Cable	Preamp	Aux	APos	TPos	Remark																																																																											
Freq	Level	Line	Margin	Level	Factor	Loss	Factor	Factor																																																																												
MHz	dBuV/m	dBuV/m	dB	dBuV	dB/m	dB	dB	cm	deg																																																																											
1	5013.86	51.56	74.00	-22.44	39.93	32.74	12.88	33.99	0.00	110	232	PEAK																																																																								
Limit	Read	Ant	Cable	Preamp	Aux	APos	TPos	Remark																																																																												
Freq	Level	Line	Margin	Level	Factor	Loss	Factor	Factor																																																																												
MHz	dBuV/m	dBuV/m	dB	dBuV	dB/m	dB	dB	cm	deg																																																																											
1	5220.00	109.91	-----	-----	98.61	32.53	13.11	34.34	0.00	110	232	PEAK																																																																								
Avg	<p>Site : 03CH21-HY Condition: AVG_BE_54 3m DRH18-E_LE2C03A18EN_240711 VERTICAL : RBW:1000.000kHz VBW:0.560kHz SWT:Auto</p> <table border="1"> <thead> <tr> <th>Limit</th> <th>Read</th> <th>Ant</th> <th>Cable</th> <th>Preamp</th> <th>Aux</th> <th>APos</th> <th>TPos</th> <th>Remark</th> </tr> <tr> <th>Freq</th> <th>Level</th> <th>Line</th> <th>Margin</th> <th>Level</th> <th>Factor</th> <th>Loss</th> <th>Factor</th> <th>Factor</th> </tr> <tr> <th>MHz</th> <th>dBuV/m</th> <th>dBuV/m</th> <th>dB</th> <th>dBuV</th> <th>dB/m</th> <th>dB</th> <th>dB</th> <th>cm</th> <th>deg</th> </tr> </thead> <tbody> <tr> <td>1</td> <td>5088.00</td> <td>43.87</td> <td>54.00</td> <td>-10.13</td> <td>32.43</td> <td>32.60</td> <td>12.96</td> <td>34.12</td> <td>0.00</td> <td>110</td> <td>232</td> <td>AVERAGE</td> </tr> </tbody> </table>	Limit	Read	Ant	Cable	Preamp	Aux	APos	TPos	Remark	Freq	Level	Line	Margin	Level	Factor	Loss	Factor	Factor	MHz	dBuV/m	dBuV/m	dB	dBuV	dB/m	dB	dB	cm	deg	1	5088.00	43.87	54.00	-10.13	32.43	32.60	12.96	34.12	0.00	110	232	AVERAGE	<p>Site : 03CH21-HY Condition: AVG_54 3m DRH18-E_LE2C03A18EN_240711 VERTICAL : RBW:1000.000kHz VBW:0.560kHz SWT:Auto</p> <table border="1"> <thead> <tr> <th>Limit</th> <th>Read</th> <th>Ant</th> <th>Cable</th> <th>Preamp</th> <th>Aux</th> <th>APos</th> <th>TPos</th> <th>Remark</th> </tr> <tr> <th>Freq</th> <th>Level</th> <th>Line</th> <th>Margin</th> <th>Level</th> <th>Factor</th> <th>Loss</th> <th>Factor</th> <th>Factor</th> </tr> <tr> <th>MHz</th> <th>dBuV/m</th> <th>dBuV/m</th> <th>dB</th> <th>dBuV</th> <th>dB/m</th> <th>dB</th> <th>dB</th> <th>cm</th> <th>deg</th> </tr> </thead> <tbody> <tr> <td>1</td> <td>5220.00</td> <td>102.45</td> <td>-----</td> <td>-----</td> <td>91.15</td> <td>32.53</td> <td>13.11</td> <td>34.34</td> <td>0.00</td> <td>110</td> <td>232</td> <td>AVERAGE</td> </tr> </tbody> </table>	Limit	Read	Ant	Cable	Preamp	Aux	APos	TPos	Remark	Freq	Level	Line	Margin	Level	Factor	Loss	Factor	Factor	MHz	dBuV/m	dBuV/m	dB	dBuV	dB/m	dB	dB	cm	deg	1	5220.00	102.45	-----	-----	91.15	32.53	13.11	34.34	0.00	110	232	AVERAGE
Limit	Read	Ant	Cable	Preamp	Aux	APos	TPos	Remark																																																																												
Freq	Level	Line	Margin	Level	Factor	Loss	Factor	Factor																																																																												
MHz	dBuV/m	dBuV/m	dB	dBuV	dB/m	dB	dB	cm	deg																																																																											
1	5088.00	43.87	54.00	-10.13	32.43	32.60	12.96	34.12	0.00	110	232	AVERAGE																																																																								
Limit	Read	Ant	Cable	Preamp	Aux	APos	TPos	Remark																																																																												
Freq	Level	Line	Margin	Level	Factor	Loss	Factor	Factor																																																																												
MHz	dBuV/m	dBuV/m	dB	dBuV	dB/m	dB	dB	cm	deg																																																																											
1	5220.00	102.45	-----	-----	91.15	32.53	13.11	34.34	0.00	110	232	AVERAGE																																																																								



Mode	2																																														
	Band Edge - R																																														
	U-NII-1_5.15-5.25_802.11a_CH44_5220MHz																																														
ANT	1+2																																														
Pol.	Vertical	Fundamental																																													
Peak	<p>Site : 03CH21-HY Condition: PEAK_BE_74 3m DRH18-E_LE2C03A18EN_240711 VERTICAL : RBW:1000.000kHz VBW:3000.000kHz SNT:Auto</p> <table border="1"> <thead> <tr> <th>Limit</th> <th>Read</th> <th>Ant</th> <th>Cable</th> <th>Preamp</th> <th>Aux</th> <th>APos</th> <th>TPos</th> <th>Remark</th> </tr> <tr> <th>Freq</th> <th>Level</th> <th>Line</th> <th>Margin</th> <th>Level</th> <th>Factor</th> <th>Loss</th> <th>Factor</th> <th>Factor</th> </tr> <tr> <th>MHz</th> <th>dBuV/m</th> <th>dBuV/m</th> <th>dB</th> <th>dBuV</th> <th>dB/m</th> <th>dB</th> <th>dB</th> <th>cm</th> </tr> </thead> <tbody> <tr> <td>1 5407.92</td> <td>49.29</td> <td>74.00</td> <td>-24.71</td> <td>38.41</td> <td>32.22</td> <td>13.33</td> <td>34.67</td> <td>0.00</td> </tr> <tr> <td></td> <td></td> <td></td> <td></td> <td></td> <td></td> <td></td> <td></td> <td>110 232 PEAK</td> </tr> </tbody> </table>	Limit	Read	Ant	Cable	Preamp	Aux	APos	TPos	Remark	Freq	Level	Line	Margin	Level	Factor	Loss	Factor	Factor	MHz	dBuV/m	dBuV/m	dB	dBuV	dB/m	dB	dB	cm	1 5407.92	49.29	74.00	-24.71	38.41	32.22	13.33	34.67	0.00									110 232 PEAK	Blank
Limit	Read	Ant	Cable	Preamp	Aux	APos	TPos	Remark																																							
Freq	Level	Line	Margin	Level	Factor	Loss	Factor	Factor																																							
MHz	dBuV/m	dBuV/m	dB	dBuV	dB/m	dB	dB	cm																																							
1 5407.92	49.29	74.00	-24.71	38.41	32.22	13.33	34.67	0.00																																							
								110 232 PEAK																																							
Avg	<p>Site : 03CH21-HY Condition: AVG_BE_54 3m DRH18-E_LE2C03A18EN_240711 VERTICAL : RBW:1000.000kHz VBW:0.560kHz SNT:Auto</p> <table border="1"> <thead> <tr> <th>Limit</th> <th>Read</th> <th>Ant</th> <th>Cable</th> <th>Preamp</th> <th>Aux</th> <th>APos</th> <th>TPos</th> <th>Remark</th> </tr> <tr> <th>Freq</th> <th>Level</th> <th>Line</th> <th>Margin</th> <th>Level</th> <th>Factor</th> <th>Loss</th> <th>Factor</th> <th>Factor</th> </tr> <tr> <th>MHz</th> <th>dBuV/m</th> <th>dBuV/m</th> <th>dB</th> <th>dBuV</th> <th>dB/m</th> <th>dB</th> <th>dB</th> <th>cm</th> </tr> </thead> <tbody> <tr> <td>1 5376.00</td> <td>43.18</td> <td>54.00</td> <td>-10.82</td> <td>32.26</td> <td>32.25</td> <td>13.29</td> <td>34.62</td> <td>0.00</td> </tr> <tr> <td></td> <td></td> <td></td> <td></td> <td></td> <td></td> <td></td> <td></td> <td>110 232 AVERAGE</td> </tr> </tbody> </table>	Limit	Read	Ant	Cable	Preamp	Aux	APos	TPos	Remark	Freq	Level	Line	Margin	Level	Factor	Loss	Factor	Factor	MHz	dBuV/m	dBuV/m	dB	dBuV	dB/m	dB	dB	cm	1 5376.00	43.18	54.00	-10.82	32.26	32.25	13.29	34.62	0.00									110 232 AVERAGE	Blank
Limit	Read	Ant	Cable	Preamp	Aux	APos	TPos	Remark																																							
Freq	Level	Line	Margin	Level	Factor	Loss	Factor	Factor																																							
MHz	dBuV/m	dBuV/m	dB	dBuV	dB/m	dB	dB	cm																																							
1 5376.00	43.18	54.00	-10.82	32.26	32.25	13.29	34.62	0.00																																							
								110 232 AVERAGE																																							

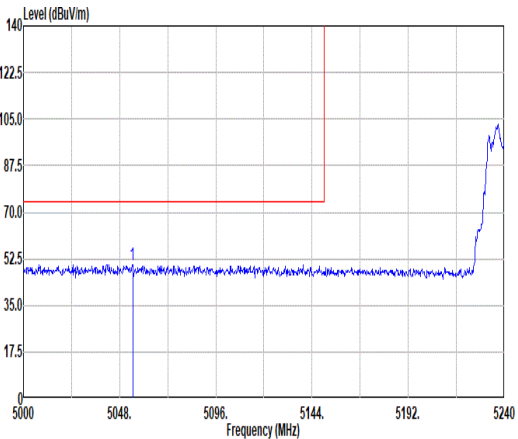
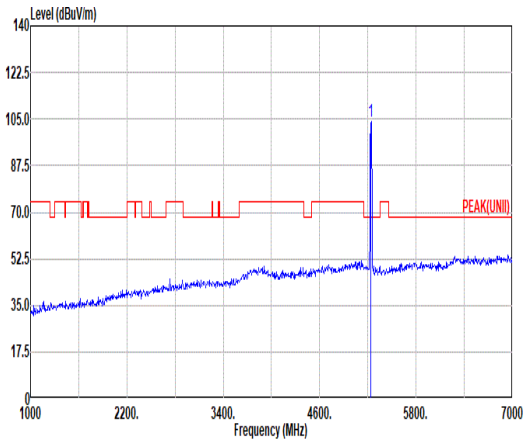
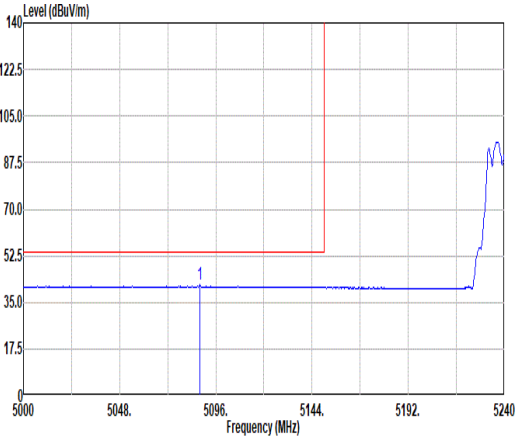
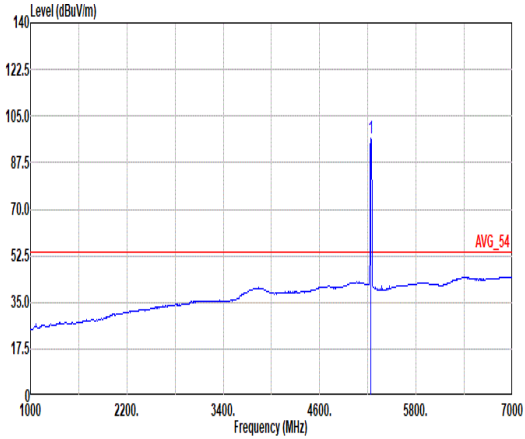


Mode	2																																																																																																																																					
	Harmonic																																																																																																																																					
	U-NII-1_5.15-5.25_802.11a_CH44_5220MHz																																																																																																																																					
ANT	1+2																																																																																																																																					
Pol.	Horizontal	Vertical																																																																																																																																				
Peak Avg	<p>Site : 03CH21-HY Condition: PEAK(UNII) 3m DRH18-E_LE2C03A18EN_240711 HORIZONTAL</p> <table border="1"> <thead> <tr> <th>Limit</th> <th>Read</th> <th>Ant</th> <th>Cable</th> <th>Preamp</th> <th>Aux</th> <th>APos</th> <th>TPos</th> <th>Remark</th> </tr> <tr> <th>Freq</th> <th>Level</th> <th>Line Margin</th> <th>Level</th> <th>Factor</th> <th>Loss Factor</th> <th>Factor</th> <th></th> <th></th> </tr> <tr> <th>MHz</th> <th>dBuV/m</th> <th>dBuV/m</th> <th>dB</th> <th>dBuV</th> <th>dB/m</th> <th>dB</th> <th>dB</th> <th>dB</th> </tr> </thead> <tbody> <tr> <td>1</td> <td>10440.00</td> <td>48.23</td> <td>68.20</td> <td>-19.97</td> <td>31.81</td> <td>37.20</td> <td>18.61</td> <td>39.84</td> <td>0.45</td> <td>--</td> <td>--</td> <td>PEAK</td> </tr> <tr> <td>2</td> <td>15660.00</td> <td>52.54</td> <td>74.00</td> <td>-21.46</td> <td>34.46</td> <td>40.52</td> <td>22.88</td> <td>45.75</td> <td>0.43</td> <td>--</td> <td>--</td> <td>PEAK</td> </tr> <tr> <td>3</td> <td>15660.00</td> <td>42.41</td> <td>54.00</td> <td>-11.59</td> <td>24.33</td> <td>40.52</td> <td>22.88</td> <td>45.75</td> <td>0.43</td> <td>--</td> <td>--</td> <td>AVERAGE</td> </tr> </tbody> </table>	Limit	Read	Ant	Cable	Preamp	Aux	APos	TPos	Remark	Freq	Level	Line Margin	Level	Factor	Loss Factor	Factor			MHz	dBuV/m	dBuV/m	dB	dBuV	dB/m	dB	dB	dB	1	10440.00	48.23	68.20	-19.97	31.81	37.20	18.61	39.84	0.45	--	--	PEAK	2	15660.00	52.54	74.00	-21.46	34.46	40.52	22.88	45.75	0.43	--	--	PEAK	3	15660.00	42.41	54.00	-11.59	24.33	40.52	22.88	45.75	0.43	--	--	AVERAGE	<p>Site : 03CH21-HY Condition: PEAK(UNII) 3m DRH18-E_LE2C03A18EN_240711 VERTICAL</p> <table border="1"> <thead> <tr> <th>Limit</th> <th>Read</th> <th>Ant</th> <th>Cable</th> <th>Preamp</th> <th>Aux</th> <th>APos</th> <th>TPos</th> <th>Remark</th> </tr> <tr> <th>Freq</th> <th>Level</th> <th>Line Margin</th> <th>Level</th> <th>Factor</th> <th>Loss Factor</th> <th>Factor</th> <th></th> <th></th> </tr> <tr> <th>MHz</th> <th>dBuV/m</th> <th>dBuV/m</th> <th>dB</th> <th>dBuV</th> <th>dB/m</th> <th>dB</th> <th>dB</th> <th>dB</th> </tr> </thead> <tbody> <tr> <td>1</td> <td>10440.00</td> <td>48.95</td> <td>68.20</td> <td>-19.25</td> <td>32.53</td> <td>37.20</td> <td>18.61</td> <td>39.84</td> <td>0.45</td> <td>--</td> <td>--</td> <td>PEAK</td> </tr> <tr> <td>2</td> <td>15660.00</td> <td>53.72</td> <td>74.00</td> <td>-20.28</td> <td>35.64</td> <td>40.52</td> <td>22.88</td> <td>45.75</td> <td>0.43</td> <td>--</td> <td>--</td> <td>PEAK</td> </tr> <tr> <td>3</td> <td>15660.00</td> <td>43.76</td> <td>54.00</td> <td>-10.24</td> <td>25.68</td> <td>40.52</td> <td>22.88</td> <td>45.75</td> <td>0.43</td> <td>--</td> <td>--</td> <td>AVERAGE</td> </tr> </tbody> </table>	Limit	Read	Ant	Cable	Preamp	Aux	APos	TPos	Remark	Freq	Level	Line Margin	Level	Factor	Loss Factor	Factor			MHz	dBuV/m	dBuV/m	dB	dBuV	dB/m	dB	dB	dB	1	10440.00	48.95	68.20	-19.25	32.53	37.20	18.61	39.84	0.45	--	--	PEAK	2	15660.00	53.72	74.00	-20.28	35.64	40.52	22.88	45.75	0.43	--	--	PEAK	3	15660.00	43.76	54.00	-10.24	25.68	40.52	22.88	45.75	0.43	--	--	AVERAGE
	Limit	Read	Ant	Cable	Preamp	Aux	APos	TPos	Remark																																																																																																																													
Freq	Level	Line Margin	Level	Factor	Loss Factor	Factor																																																																																																																																
MHz	dBuV/m	dBuV/m	dB	dBuV	dB/m	dB	dB	dB																																																																																																																														
1	10440.00	48.23	68.20	-19.97	31.81	37.20	18.61	39.84	0.45	--	--	PEAK																																																																																																																										
2	15660.00	52.54	74.00	-21.46	34.46	40.52	22.88	45.75	0.43	--	--	PEAK																																																																																																																										
3	15660.00	42.41	54.00	-11.59	24.33	40.52	22.88	45.75	0.43	--	--	AVERAGE																																																																																																																										
Limit	Read	Ant	Cable	Preamp	Aux	APos	TPos	Remark																																																																																																																														
Freq	Level	Line Margin	Level	Factor	Loss Factor	Factor																																																																																																																																
MHz	dBuV/m	dBuV/m	dB	dBuV	dB/m	dB	dB	dB																																																																																																																														
1	10440.00	48.95	68.20	-19.25	32.53	37.20	18.61	39.84	0.45	--	--	PEAK																																																																																																																										
2	15660.00	53.72	74.00	-20.28	35.64	40.52	22.88	45.75	0.43	--	--	PEAK																																																																																																																										
3	15660.00	43.76	54.00	-10.24	25.68	40.52	22.88	45.75	0.43	--	--	AVERAGE																																																																																																																										

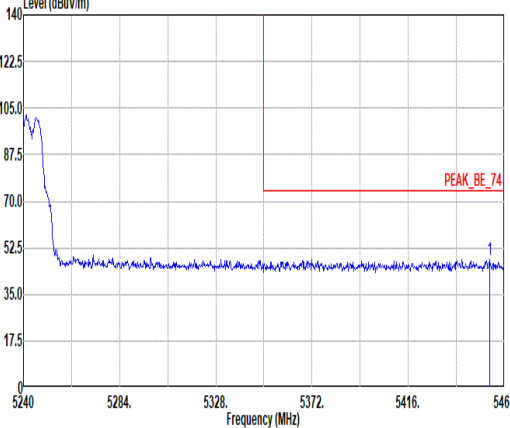
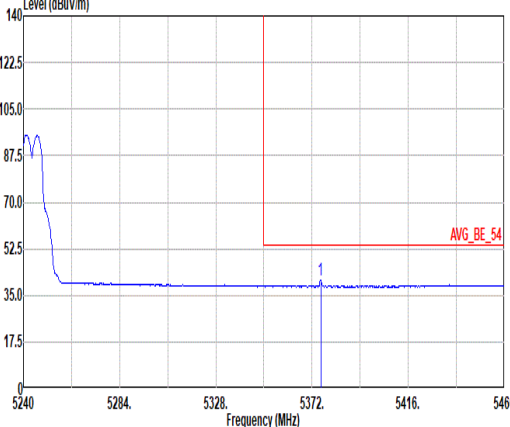


Mode	2	
	Harmonic	
	U-NII-1_5.15-5.25_802.11a_CH44_5220MHz	
ANT	1+2	
Pol.	Horizontal	Vertical
10.6G ~18G Avg	<p>Site : 03CH21-HY Condition: AVG_54 3m DRH18-E_LE2C03A18EN_240711 HORIZONTAL</p>	<p>Site : 03CH21-HY Condition: AVG_54 3m DRH18-E_LE2C03A18EN_240711 VERTICAL</p>



Mode	3																																																																																			
	Band Edge - L																																																																																			
	U-NII-1_5.15-5.25_802.11a_CH48_5240MHz																																																																																			
ANT	1+2																																																																																			
Pol.	Horizontal	Fundamental																																																																																		
Peak	 <p>Site : 03CH21-HY Condition: PEAK_BE_74 3m DRH18-E_LE2C03A18EN_240711 HORIZONTAL : RBW:1000.000kHz VBW:3000.000kHz SWT:Auto</p> <table border="1"> <thead> <tr> <th>Limit</th> <th>Read</th> <th>Ant</th> <th>Cable</th> <th>Preamp</th> <th>Aux</th> <th>APos</th> <th>TPos</th> <th>Remark</th> </tr> <tr> <th>Freq</th> <th>Level</th> <th>Line Margin</th> <th>Level Factor</th> <th>Loss Factor</th> <th>Factor</th> <th></th> <th></th> <th></th> </tr> <tr> <th>MHz</th> <th>dBuV/m</th> <th>dBuV/m</th> <th>dB</th> <th>dBuV</th> <th>dB/m</th> <th>dB</th> <th>dB</th> <th>cm</th> <th>deg</th> </tr> </thead> <tbody> <tr> <td>1</td> <td>5054.48</td> <td>50.39</td> <td>74.00</td> <td>-23.61</td> <td>38.93</td> <td>32.60</td> <td>12.92</td> <td>34.06</td> <td>0.00</td> <td>100</td> <td>336</td> <td>PEAK</td> </tr> </tbody> </table>	Limit	Read	Ant	Cable	Preamp	Aux	APos	TPos	Remark	Freq	Level	Line Margin	Level Factor	Loss Factor	Factor				MHz	dBuV/m	dBuV/m	dB	dBuV	dB/m	dB	dB	cm	deg	1	5054.48	50.39	74.00	-23.61	38.93	32.60	12.92	34.06	0.00	100	336	PEAK	 <p>Site : 03CH21-HY Condition: PEAK(UNII) 3m DRH18-E_LE2C03A18EN_240711 HORIZONTAL : RBW:1000.000kHz VBW:3000.000kHz SWT:Auto</p> <table border="1"> <thead> <tr> <th>Limit</th> <th>Read</th> <th>Ant</th> <th>Cable</th> <th>Preamp</th> <th>Aux</th> <th>APos</th> <th>TPos</th> <th>Remark</th> </tr> <tr> <th>Freq</th> <th>Level</th> <th>Line Margin</th> <th>Level Factor</th> <th>Loss Factor</th> <th>Factor</th> <th></th> <th></th> <th></th> </tr> <tr> <th>MHz</th> <th>dBuV/m</th> <th>dBuV/m</th> <th>dB</th> <th>dBuV</th> <th>dB/m</th> <th>dB</th> <th>dB</th> <th>cm</th> <th>deg</th> </tr> </thead> <tbody> <tr> <td>1</td> <td>5240.00</td> <td>104.03</td> <td>-----</td> <td>-----</td> <td>92.85</td> <td>32.43</td> <td>13.14</td> <td>34.39</td> <td>0.00</td> <td>100</td> <td>336</td> <td>PEAK</td> </tr> </tbody> </table>	Limit	Read	Ant	Cable	Preamp	Aux	APos	TPos	Remark	Freq	Level	Line Margin	Level Factor	Loss Factor	Factor				MHz	dBuV/m	dBuV/m	dB	dBuV	dB/m	dB	dB	cm	deg	1	5240.00	104.03	-----	-----	92.85	32.43	13.14	34.39	0.00	100	336	PEAK
Limit	Read	Ant	Cable	Preamp	Aux	APos	TPos	Remark																																																																												
Freq	Level	Line Margin	Level Factor	Loss Factor	Factor																																																																															
MHz	dBuV/m	dBuV/m	dB	dBuV	dB/m	dB	dB	cm	deg																																																																											
1	5054.48	50.39	74.00	-23.61	38.93	32.60	12.92	34.06	0.00	100	336	PEAK																																																																								
Limit	Read	Ant	Cable	Preamp	Aux	APos	TPos	Remark																																																																												
Freq	Level	Line Margin	Level Factor	Loss Factor	Factor																																																																															
MHz	dBuV/m	dBuV/m	dB	dBuV	dB/m	dB	dB	cm	deg																																																																											
1	5240.00	104.03	-----	-----	92.85	32.43	13.14	34.39	0.00	100	336	PEAK																																																																								
Avg	 <p>Site : 03CH21-HY Condition: AVG_BE_54 3m DRH18-E_LE2C03A18EN_240711 HORIZONTAL : RBW:1000.000kHz VBW:0.560kHz SWT:Auto</p> <table border="1"> <thead> <tr> <th>Limit</th> <th>Read</th> <th>Ant</th> <th>Cable</th> <th>Preamp</th> <th>Aux</th> <th>APos</th> <th>TPos</th> <th>Remark</th> </tr> <tr> <th>Freq</th> <th>Level</th> <th>Line Margin</th> <th>Level Factor</th> <th>Loss Factor</th> <th>Factor</th> <th></th> <th></th> <th></th> </tr> <tr> <th>MHz</th> <th>dBuV/m</th> <th>dBuV/m</th> <th>dB</th> <th>dBuV</th> <th>dB/m</th> <th>dB</th> <th>dB</th> <th>cm</th> <th>deg</th> </tr> </thead> <tbody> <tr> <td>1</td> <td>5080.00</td> <td>41.55</td> <td>54.00</td> <td>-12.45</td> <td>30.11</td> <td>32.60</td> <td>12.96</td> <td>34.12</td> <td>0.00</td> <td>100</td> <td>336</td> <td>AVERAGE</td> </tr> </tbody> </table>	Limit	Read	Ant	Cable	Preamp	Aux	APos	TPos	Remark	Freq	Level	Line Margin	Level Factor	Loss Factor	Factor				MHz	dBuV/m	dBuV/m	dB	dBuV	dB/m	dB	dB	cm	deg	1	5080.00	41.55	54.00	-12.45	30.11	32.60	12.96	34.12	0.00	100	336	AVERAGE	 <p>Site : 03CH21-HY Condition: AVG_54 3m DRH18-E_LE2C03A18EN_240711 HORIZONTAL : RBW:1000.000kHz VBW:0.560kHz SWT:Auto</p> <table border="1"> <thead> <tr> <th>Limit</th> <th>Read</th> <th>Ant</th> <th>Cable</th> <th>Preamp</th> <th>Aux</th> <th>APos</th> <th>TPos</th> <th>Remark</th> </tr> <tr> <th>Freq</th> <th>Level</th> <th>Line Margin</th> <th>Level Factor</th> <th>Loss Factor</th> <th>Factor</th> <th></th> <th></th> <th></th> </tr> <tr> <th>MHz</th> <th>dBuV/m</th> <th>dBuV/m</th> <th>dB</th> <th>dBuV</th> <th>dB/m</th> <th>dB</th> <th>dB</th> <th>cm</th> <th>deg</th> </tr> </thead> <tbody> <tr> <td>1</td> <td>5240.00</td> <td>96.51</td> <td>-----</td> <td>-----</td> <td>85.30</td> <td>32.46</td> <td>13.13</td> <td>34.38</td> <td>0.00</td> <td>100</td> <td>336</td> <td>AVERAGE</td> </tr> </tbody> </table>	Limit	Read	Ant	Cable	Preamp	Aux	APos	TPos	Remark	Freq	Level	Line Margin	Level Factor	Loss Factor	Factor				MHz	dBuV/m	dBuV/m	dB	dBuV	dB/m	dB	dB	cm	deg	1	5240.00	96.51	-----	-----	85.30	32.46	13.13	34.38	0.00	100	336	AVERAGE
Limit	Read	Ant	Cable	Preamp	Aux	APos	TPos	Remark																																																																												
Freq	Level	Line Margin	Level Factor	Loss Factor	Factor																																																																															
MHz	dBuV/m	dBuV/m	dB	dBuV	dB/m	dB	dB	cm	deg																																																																											
1	5080.00	41.55	54.00	-12.45	30.11	32.60	12.96	34.12	0.00	100	336	AVERAGE																																																																								
Limit	Read	Ant	Cable	Preamp	Aux	APos	TPos	Remark																																																																												
Freq	Level	Line Margin	Level Factor	Loss Factor	Factor																																																																															
MHz	dBuV/m	dBuV/m	dB	dBuV	dB/m	dB	dB	cm	deg																																																																											
1	5240.00	96.51	-----	-----	85.30	32.46	13.13	34.38	0.00	100	336	AVERAGE																																																																								



Mode	3																																									
	Band Edge - R																																									
	U-NII-1_5.15-5.25_802.11a_CH48_5240MHz																																									
ANT	1+2																																									
Pol.	Horizontal	Fundamental																																								
Peak	 <p>Site : 03CH21-HY Condition: PEAK_BE_74 3m DRH18-E_LE2C03A18EN_240711 HORIZONTAL : RBW:1000.000kHz VBW:3000.000kHz SMT:Auto</p> <table border="1" data-bbox="279 1131 790 1243"> <thead> <tr> <th>Limit</th> <th>Read</th> <th>Ant</th> <th>Cable</th> <th>Preamp</th> <th>Aux</th> <th>APos</th> <th>TPos</th> <th>Remark</th> </tr> <tr> <th>Freq</th> <th>Level</th> <th>Line</th> <th>Margin</th> <th>Level</th> <th>Factor</th> <th>Loss</th> <th>Factor</th> <th>Factor</th> </tr> <tr> <th>MHz</th> <th>dBuV/m</th> <th>dBuV/m</th> <th>dB</th> <th>dBuV</th> <th>dB/m</th> <th>dB</th> <th>dB</th> <th>cm</th> <th>deg</th> </tr> </thead> <tbody> <tr> <td>1 5453.40</td> <td>48.10</td> <td>74.00</td> <td>-25.90</td> <td>37.15</td> <td>32.32</td> <td>13.38</td> <td>34.75</td> <td>0.00</td> <td>100</td> <td>336</td> <td>PEAK</td> </tr> </tbody> </table>	Limit	Read	Ant	Cable	Preamp	Aux	APos	TPos	Remark	Freq	Level	Line	Margin	Level	Factor	Loss	Factor	Factor	MHz	dBuV/m	dBuV/m	dB	dBuV	dB/m	dB	dB	cm	deg	1 5453.40	48.10	74.00	-25.90	37.15	32.32	13.38	34.75	0.00	100	336	PEAK	Blank
Limit	Read	Ant	Cable	Preamp	Aux	APos	TPos	Remark																																		
Freq	Level	Line	Margin	Level	Factor	Loss	Factor	Factor																																		
MHz	dBuV/m	dBuV/m	dB	dBuV	dB/m	dB	dB	cm	deg																																	
1 5453.40	48.10	74.00	-25.90	37.15	32.32	13.38	34.75	0.00	100	336	PEAK																															
Avg	 <p>Site : 03CH21-HY Condition: AVG_BE_54 3m DRH18-E_LE2C03A18EN_240711 HORIZONTAL : RBW:1000.000kHz VBW:0.560kHz SMT:Auto</p> <table border="1" data-bbox="279 1809 790 1921"> <thead> <tr> <th>Limit</th> <th>Read</th> <th>Ant</th> <th>Cable</th> <th>Preamp</th> <th>Aux</th> <th>APos</th> <th>TPos</th> <th>Remark</th> </tr> <tr> <th>Freq</th> <th>Level</th> <th>Line</th> <th>Margin</th> <th>Level</th> <th>Factor</th> <th>Loss</th> <th>Factor</th> <th>Factor</th> </tr> <tr> <th>MHz</th> <th>dBuV/m</th> <th>dBuV/m</th> <th>dB</th> <th>dBuV</th> <th>dB/m</th> <th>dB</th> <th>dB</th> <th>cm</th> <th>deg</th> </tr> </thead> <tbody> <tr> <td>1 5375.96</td> <td>40.87</td> <td>54.00</td> <td>-13.13</td> <td>29.95</td> <td>32.25</td> <td>13.29</td> <td>34.62</td> <td>0.00</td> <td>100</td> <td>336</td> <td>AVERAGE</td> </tr> </tbody> </table>	Limit	Read	Ant	Cable	Preamp	Aux	APos	TPos	Remark	Freq	Level	Line	Margin	Level	Factor	Loss	Factor	Factor	MHz	dBuV/m	dBuV/m	dB	dBuV	dB/m	dB	dB	cm	deg	1 5375.96	40.87	54.00	-13.13	29.95	32.25	13.29	34.62	0.00	100	336	AVERAGE	Blank
Limit	Read	Ant	Cable	Preamp	Aux	APos	TPos	Remark																																		
Freq	Level	Line	Margin	Level	Factor	Loss	Factor	Factor																																		
MHz	dBuV/m	dBuV/m	dB	dBuV	dB/m	dB	dB	cm	deg																																	
1 5375.96	40.87	54.00	-13.13	29.95	32.25	13.29	34.62	0.00	100	336	AVERAGE																															



Mode	3																																																																																			
	Band Edge - L																																																																																			
	U-NII-1_5.15-5.25_802.11a_CH48_5240MHz																																																																																			
ANT	1+2																																																																																			
Pol.	Vertical	Fundamental																																																																																		
Peak	<p>Site : 03CH21-HY Condition: PEAK_BE_74 3m DRH18-E_LE2C03A18EN_240711 VERTICAL : RBW:1000.000kHz VBW:3000.000kHz SWT:Auto</p> <table border="1"> <thead> <tr> <th>Limit</th> <th>Read</th> <th>Ant</th> <th>Cable</th> <th>Preamp</th> <th>Aux</th> <th>APos</th> <th>TPos</th> <th>Remark</th> </tr> <tr> <th>Freq</th> <th>Level</th> <th>Line</th> <th>Margin</th> <th>Level</th> <th>Factor</th> <th>Loss</th> <th>Factor</th> <th>Factor</th> </tr> <tr> <th>MHz</th> <th>dBuV/m</th> <th>dBuV/m</th> <th>dB</th> <th>dBuV</th> <th>dB/m</th> <th>dB</th> <th>dB</th> <th>cm</th> <th>deg</th> </tr> </thead> <tbody> <tr> <td>1</td> <td>5085.92</td> <td>50.74</td> <td>74.00</td> <td>-23.26</td> <td>39.30</td> <td>32.60</td> <td>12.96</td> <td>34.12</td> <td>0.00</td> <td>100</td> <td>229</td> <td>PEAK</td> </tr> </tbody> </table>	Limit	Read	Ant	Cable	Preamp	Aux	APos	TPos	Remark	Freq	Level	Line	Margin	Level	Factor	Loss	Factor	Factor	MHz	dBuV/m	dBuV/m	dB	dBuV	dB/m	dB	dB	cm	deg	1	5085.92	50.74	74.00	-23.26	39.30	32.60	12.96	34.12	0.00	100	229	PEAK	<p>Site : 03CH21-HY Condition: PEAK(UNII) 3m DRH18-E_LE2C03A18EN_240711 VERTICAL : RBW:1000.000kHz VBW:3000.000kHz SWT:Auto</p> <table border="1"> <thead> <tr> <th>Limit</th> <th>Read</th> <th>Ant</th> <th>Cable</th> <th>Preamp</th> <th>Aux</th> <th>APos</th> <th>TPos</th> <th>Remark</th> </tr> <tr> <th>Freq</th> <th>Level</th> <th>Line</th> <th>Margin</th> <th>Level</th> <th>Factor</th> <th>Loss</th> <th>Factor</th> <th>Factor</th> </tr> <tr> <th>MHz</th> <th>dBuV/m</th> <th>dBuV/m</th> <th>dB</th> <th>dBuV</th> <th>dB/m</th> <th>dB</th> <th>dB</th> <th>cm</th> <th>deg</th> </tr> </thead> <tbody> <tr> <td>1</td> <td>5240.00</td> <td>108.34</td> <td>-----</td> <td>-----</td> <td>97.13</td> <td>32.46</td> <td>13.13</td> <td>34.38</td> <td>0.00</td> <td>100</td> <td>229</td> <td>PEAK</td> </tr> </tbody> </table>	Limit	Read	Ant	Cable	Preamp	Aux	APos	TPos	Remark	Freq	Level	Line	Margin	Level	Factor	Loss	Factor	Factor	MHz	dBuV/m	dBuV/m	dB	dBuV	dB/m	dB	dB	cm	deg	1	5240.00	108.34	-----	-----	97.13	32.46	13.13	34.38	0.00	100	229	PEAK
	Limit	Read	Ant	Cable	Preamp	Aux	APos	TPos	Remark																																																																											
Freq	Level	Line	Margin	Level	Factor	Loss	Factor	Factor																																																																												
MHz	dBuV/m	dBuV/m	dB	dBuV	dB/m	dB	dB	cm	deg																																																																											
1	5085.92	50.74	74.00	-23.26	39.30	32.60	12.96	34.12	0.00	100	229	PEAK																																																																								
Limit	Read	Ant	Cable	Preamp	Aux	APos	TPos	Remark																																																																												
Freq	Level	Line	Margin	Level	Factor	Loss	Factor	Factor																																																																												
MHz	dBuV/m	dBuV/m	dB	dBuV	dB/m	dB	dB	cm	deg																																																																											
1	5240.00	108.34	-----	-----	97.13	32.46	13.13	34.38	0.00	100	229	PEAK																																																																								
Avg	<p>Site : 03CH21-HY Condition: AVG_BE_54 3m DRH18-E_LE2C03A18EN_240711 VERTICAL : RBW:1000.000kHz VBW:0.560kHz SWT:Auto</p> <table border="1"> <thead> <tr> <th>Limit</th> <th>Read</th> <th>Ant</th> <th>Cable</th> <th>Preamp</th> <th>Aux</th> <th>APos</th> <th>TPos</th> <th>Remark</th> </tr> <tr> <th>Freq</th> <th>Level</th> <th>Line</th> <th>Margin</th> <th>Level</th> <th>Factor</th> <th>Loss</th> <th>Factor</th> <th>Factor</th> </tr> <tr> <th>MHz</th> <th>dBuV/m</th> <th>dBuV/m</th> <th>dB</th> <th>dBuV</th> <th>dB/m</th> <th>dB</th> <th>dB</th> <th>cm</th> <th>deg</th> </tr> </thead> <tbody> <tr> <td>1</td> <td>5080.00</td> <td>43.76</td> <td>54.00</td> <td>-10.24</td> <td>32.32</td> <td>32.60</td> <td>12.96</td> <td>34.12</td> <td>0.00</td> <td>100</td> <td>229</td> <td>AVERAGE</td> </tr> </tbody> </table>	Limit	Read	Ant	Cable	Preamp	Aux	APos	TPos	Remark	Freq	Level	Line	Margin	Level	Factor	Loss	Factor	Factor	MHz	dBuV/m	dBuV/m	dB	dBuV	dB/m	dB	dB	cm	deg	1	5080.00	43.76	54.00	-10.24	32.32	32.60	12.96	34.12	0.00	100	229	AVERAGE	<p>Site : 03CH21-HY Condition: AVG_54 3m DRH18-E_LE2C03A18EN_240711 VERTICAL : RBW:1000.000kHz VBW:0.560kHz SWT:Auto</p> <table border="1"> <thead> <tr> <th>Limit</th> <th>Read</th> <th>Ant</th> <th>Cable</th> <th>Preamp</th> <th>Aux</th> <th>APos</th> <th>TPos</th> <th>Remark</th> </tr> <tr> <th>Freq</th> <th>Level</th> <th>Line</th> <th>Margin</th> <th>Level</th> <th>Factor</th> <th>Loss</th> <th>Factor</th> <th>Factor</th> </tr> <tr> <th>MHz</th> <th>dBuV/m</th> <th>dBuV/m</th> <th>dB</th> <th>dBuV</th> <th>dB/m</th> <th>dB</th> <th>dB</th> <th>cm</th> <th>deg</th> </tr> </thead> <tbody> <tr> <td>1</td> <td>5240.00</td> <td>101.44</td> <td>-----</td> <td>-----</td> <td>90.23</td> <td>32.46</td> <td>13.13</td> <td>34.38</td> <td>0.00</td> <td>100</td> <td>229</td> <td>AVERAGE</td> </tr> </tbody> </table>	Limit	Read	Ant	Cable	Preamp	Aux	APos	TPos	Remark	Freq	Level	Line	Margin	Level	Factor	Loss	Factor	Factor	MHz	dBuV/m	dBuV/m	dB	dBuV	dB/m	dB	dB	cm	deg	1	5240.00	101.44	-----	-----	90.23	32.46	13.13	34.38	0.00	100	229	AVERAGE
Limit	Read	Ant	Cable	Preamp	Aux	APos	TPos	Remark																																																																												
Freq	Level	Line	Margin	Level	Factor	Loss	Factor	Factor																																																																												
MHz	dBuV/m	dBuV/m	dB	dBuV	dB/m	dB	dB	cm	deg																																																																											
1	5080.00	43.76	54.00	-10.24	32.32	32.60	12.96	34.12	0.00	100	229	AVERAGE																																																																								
Limit	Read	Ant	Cable	Preamp	Aux	APos	TPos	Remark																																																																												
Freq	Level	Line	Margin	Level	Factor	Loss	Factor	Factor																																																																												
MHz	dBuV/m	dBuV/m	dB	dBuV	dB/m	dB	dB	cm	deg																																																																											
1	5240.00	101.44	-----	-----	90.23	32.46	13.13	34.38	0.00	100	229	AVERAGE																																																																								



Mode	3																																										
	Band Edge - R																																										
	U-NII-1_5.15-5.25_802.11a_CH48_5240MHz																																										
ANT	1+2																																										
Pol.	Vertical	Fundamental																																									
Peak	<p>Level (dBuV/m)</p> <p>Frequency (MHz)</p> <p>PEAK_BE_74</p> <p>Site : 03CH21-HY Condition: PEAK_BE_74 3m DRH18-E_LE2C03A18EN_240711 VERTICAL : RBW:1000.000kHz VBW:3000.000kHz SNT:Auto</p> <table border="1"> <thead> <tr> <th>Limit</th> <th>Read</th> <th>Ant</th> <th>Cable</th> <th>Preamp</th> <th>Aux</th> <th>APos</th> <th>TPos</th> <th>Remark</th> </tr> <tr> <th>Freq</th> <th>Level</th> <th>Line</th> <th>Margin</th> <th>Level</th> <th>Factor</th> <th>Loss</th> <th>Factor</th> <th>Factor</th> </tr> <tr> <th>MHz</th> <th>dBuV/m</th> <th>dBuV/m</th> <th>dB</th> <th>dBuV</th> <th>dB/m</th> <th>dB</th> <th>dB</th> <th>cm</th> <th>deg</th> </tr> </thead> <tbody> <tr> <td>1</td> <td>5376.62</td> <td>50.36</td> <td>74.00</td> <td>-23.64</td> <td>39.44</td> <td>32.25</td> <td>13.29</td> <td>34.62</td> <td>0.00</td> <td>100</td> <td>229</td> <td>PEAK</td> </tr> </tbody> </table>	Limit	Read	Ant	Cable	Preamp	Aux	APos	TPos	Remark	Freq	Level	Line	Margin	Level	Factor	Loss	Factor	Factor	MHz	dBuV/m	dBuV/m	dB	dBuV	dB/m	dB	dB	cm	deg	1	5376.62	50.36	74.00	-23.64	39.44	32.25	13.29	34.62	0.00	100	229	PEAK	Blank
Limit	Read	Ant	Cable	Preamp	Aux	APos	TPos	Remark																																			
Freq	Level	Line	Margin	Level	Factor	Loss	Factor	Factor																																			
MHz	dBuV/m	dBuV/m	dB	dBuV	dB/m	dB	dB	cm	deg																																		
1	5376.62	50.36	74.00	-23.64	39.44	32.25	13.29	34.62	0.00	100	229	PEAK																															
Avg	<p>Level (dBuV/m)</p> <p>Frequency (MHz)</p> <p>AVG_BE_54</p> <p>Site : 03CH21-HY Condition: AVG_BE_54 3m DRH18-E_LE2C03A18EN_240711 VERTICAL : RBW:1000.000kHz VBW:0.560kHz SNT:Auto</p> <table border="1"> <thead> <tr> <th>Limit</th> <th>Read</th> <th>Ant</th> <th>Cable</th> <th>Preamp</th> <th>Aux</th> <th>APos</th> <th>TPos</th> <th>Remark</th> </tr> <tr> <th>Freq</th> <th>Level</th> <th>Line</th> <th>Margin</th> <th>Level</th> <th>Factor</th> <th>Loss</th> <th>Factor</th> <th>Factor</th> </tr> <tr> <th>MHz</th> <th>dBuV/m</th> <th>dBuV/m</th> <th>dB</th> <th>dBuV</th> <th>dB/m</th> <th>dB</th> <th>dB</th> <th>cm</th> <th>deg</th> </tr> </thead> <tbody> <tr> <td>1</td> <td>5375.96</td> <td>45.79</td> <td>54.00</td> <td>-8.21</td> <td>34.67</td> <td>32.25</td> <td>13.29</td> <td>34.62</td> <td>0.00</td> <td>100</td> <td>229</td> <td>AVERAGE</td> </tr> </tbody> </table>	Limit	Read	Ant	Cable	Preamp	Aux	APos	TPos	Remark	Freq	Level	Line	Margin	Level	Factor	Loss	Factor	Factor	MHz	dBuV/m	dBuV/m	dB	dBuV	dB/m	dB	dB	cm	deg	1	5375.96	45.79	54.00	-8.21	34.67	32.25	13.29	34.62	0.00	100	229	AVERAGE	Blank
Limit	Read	Ant	Cable	Preamp	Aux	APos	TPos	Remark																																			
Freq	Level	Line	Margin	Level	Factor	Loss	Factor	Factor																																			
MHz	dBuV/m	dBuV/m	dB	dBuV	dB/m	dB	dB	cm	deg																																		
1	5375.96	45.79	54.00	-8.21	34.67	32.25	13.29	34.62	0.00	100	229	AVERAGE																															

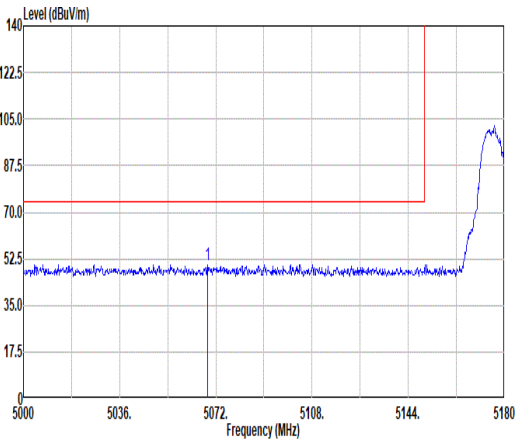
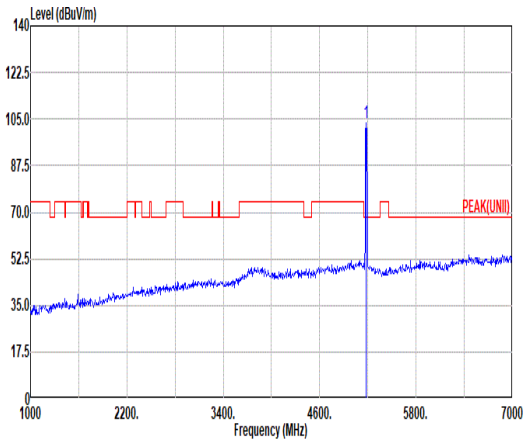
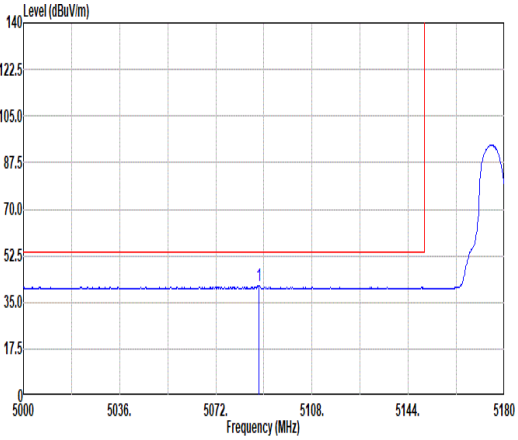
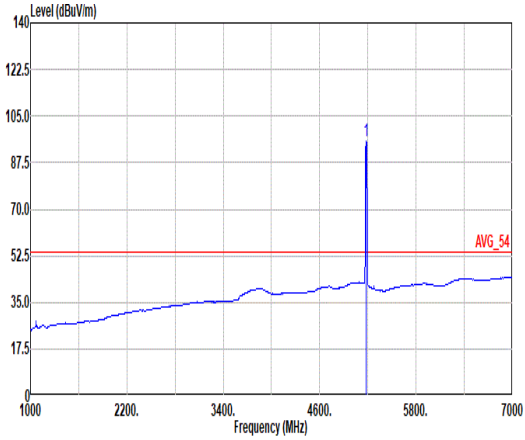


Mode	3																																																																																																																															
	Harmonic																																																																																																																															
	U-NII-1_5.15-5.25_802.11a_CH48_5240MHz																																																																																																																															
ANT	1+2																																																																																																																															
Pol.	Horizontal	Vertical																																																																																																																														
Peak Avg	<p>Site : 03CH21-HY Condition: PEAK(UNII) 3m DRH18-E_LE2C03A18EN_240711 HORIZONTAL</p> <table border="1"> <thead> <tr> <th></th> <th>Limit</th> <th>Read</th> <th>Ant</th> <th>Cable</th> <th>Preamp</th> <th>Aux</th> <th>APos</th> <th>TPos</th> <th>Remark</th> </tr> <tr> <th>Freq</th> <th>Level</th> <th>Line Margin</th> <th>Level</th> <th>Factor</th> <th>Loss Factor</th> <th>Factor</th> <th></th> <th></th> <th></th> </tr> <tr> <th></th> <th>MHz</th> <th>dBuV/m</th> <th>dBuV/m</th> <th>dB</th> <th>dBuV</th> <th>dB/m</th> <th>dB</th> <th>dB</th> <th>dB</th> </tr> </thead> <tbody> <tr> <td>1</td> <td>10480.00</td> <td>49.07</td> <td>68.20</td> <td>-19.13</td> <td>32.62</td> <td>37.26</td> <td>18.64</td> <td>39.90</td> <td>0.45</td> <td>-- -- PEAK</td> </tr> <tr> <td>2</td> <td>15720.00</td> <td>52.73</td> <td>74.00</td> <td>-21.27</td> <td>34.49</td> <td>40.72</td> <td>22.93</td> <td>45.85</td> <td>0.44</td> <td>-- -- PEAK</td> </tr> <tr> <td>3</td> <td>15720.00</td> <td>42.56</td> <td>54.00</td> <td>-11.44</td> <td>24.32</td> <td>40.72</td> <td>22.93</td> <td>45.85</td> <td>0.44</td> <td>-- -- AVERAGE</td> </tr> </tbody> </table>		Limit	Read	Ant	Cable	Preamp	Aux	APos	TPos	Remark	Freq	Level	Line Margin	Level	Factor	Loss Factor	Factor					MHz	dBuV/m	dBuV/m	dB	dBuV	dB/m	dB	dB	dB	1	10480.00	49.07	68.20	-19.13	32.62	37.26	18.64	39.90	0.45	-- -- PEAK	2	15720.00	52.73	74.00	-21.27	34.49	40.72	22.93	45.85	0.44	-- -- PEAK	3	15720.00	42.56	54.00	-11.44	24.32	40.72	22.93	45.85	0.44	-- -- AVERAGE	<p>Site : 03CH21-HY Condition: PEAK(UNII) 3m DRH18-E_LE2C03A18EN_240711 VERTICAL</p> <table border="1"> <thead> <tr> <th></th> <th>Limit</th> <th>Read</th> <th>Ant</th> <th>Cable</th> <th>Preamp</th> <th>Aux</th> <th>APos</th> <th>TPos</th> <th>Remark</th> </tr> <tr> <th>Freq</th> <th>Level</th> <th>Line Margin</th> <th>Level</th> <th>Factor</th> <th>Loss Factor</th> <th>Factor</th> <th></th> <th></th> <th></th> </tr> <tr> <th></th> <th>MHz</th> <th>dBuV/m</th> <th>dBuV/m</th> <th>dB</th> <th>dBuV</th> <th>dB/m</th> <th>dB</th> <th>dB</th> <th>dB</th> </tr> </thead> <tbody> <tr> <td>1</td> <td>10480.00</td> <td>49.20</td> <td>68.20</td> <td>-19.00</td> <td>32.75</td> <td>37.26</td> <td>18.64</td> <td>39.90</td> <td>0.45</td> <td>-- -- PEAK</td> </tr> <tr> <td>2</td> <td>15720.00</td> <td>52.95</td> <td>74.00</td> <td>-21.05</td> <td>34.71</td> <td>40.72</td> <td>22.93</td> <td>45.85</td> <td>0.44</td> <td>-- -- PEAK</td> </tr> <tr> <td>3</td> <td>15720.00</td> <td>42.75</td> <td>54.00</td> <td>-11.25</td> <td>24.51</td> <td>40.72</td> <td>22.93</td> <td>45.85</td> <td>0.44</td> <td>-- -- AVERAGE</td> </tr> </tbody> </table>		Limit	Read	Ant	Cable	Preamp	Aux	APos	TPos	Remark	Freq	Level	Line Margin	Level	Factor	Loss Factor	Factor					MHz	dBuV/m	dBuV/m	dB	dBuV	dB/m	dB	dB	dB	1	10480.00	49.20	68.20	-19.00	32.75	37.26	18.64	39.90	0.45	-- -- PEAK	2	15720.00	52.95	74.00	-21.05	34.71	40.72	22.93	45.85	0.44	-- -- PEAK	3	15720.00	42.75	54.00	-11.25	24.51	40.72	22.93	45.85	0.44	-- -- AVERAGE
		Limit	Read	Ant	Cable	Preamp	Aux	APos	TPos	Remark																																																																																																																						
Freq	Level	Line Margin	Level	Factor	Loss Factor	Factor																																																																																																																										
	MHz	dBuV/m	dBuV/m	dB	dBuV	dB/m	dB	dB	dB																																																																																																																							
1	10480.00	49.07	68.20	-19.13	32.62	37.26	18.64	39.90	0.45	-- -- PEAK																																																																																																																						
2	15720.00	52.73	74.00	-21.27	34.49	40.72	22.93	45.85	0.44	-- -- PEAK																																																																																																																						
3	15720.00	42.56	54.00	-11.44	24.32	40.72	22.93	45.85	0.44	-- -- AVERAGE																																																																																																																						
	Limit	Read	Ant	Cable	Preamp	Aux	APos	TPos	Remark																																																																																																																							
Freq	Level	Line Margin	Level	Factor	Loss Factor	Factor																																																																																																																										
	MHz	dBuV/m	dBuV/m	dB	dBuV	dB/m	dB	dB	dB																																																																																																																							
1	10480.00	49.20	68.20	-19.00	32.75	37.26	18.64	39.90	0.45	-- -- PEAK																																																																																																																						
2	15720.00	52.95	74.00	-21.05	34.71	40.72	22.93	45.85	0.44	-- -- PEAK																																																																																																																						
3	15720.00	42.75	54.00	-11.25	24.51	40.72	22.93	45.85	0.44	-- -- AVERAGE																																																																																																																						



Mode	3	
	Harmonic	
	U-NII-1_5.15-5.25_802.11a_CH48_5240MHz	
ANT	1+2	
Pol.	Horizontal	Vertical
10.6G ~18G Avg	<p>Site : 03CH21-HY Condition: AVG_54 3m DRH18-E_LE2C03A18EN_240711 HORIZONTAL</p>	<p>Site : 03CH21-HY Condition: AVG_54 3m DRH18-E_LE2C03A18EN_240711 VERTICAL</p>



Mode	4																																																																																	
	Band Edge																																																																																	
	U-NII-1_5.15-5.25_802.11n_HT20_CH36_5180MHz																																																																																	
ANT	1+2																																																																																	
Pol.	Horizontal	Fundamental																																																																																
Peak	 <p>Site : 03CH21-HY Condition: PEAK_BE_74 3m DRH18-E_LE2C03A18EN_240711 HORIZONTAL : RBW:1000.000kHz VBW:3000.000kHz SWT:Auto</p> <table border="1"> <thead> <tr> <th>Limit</th> <th>Read</th> <th>Ant</th> <th>Cable</th> <th>Preamp</th> <th>Aux</th> <th>APos</th> <th>TPos</th> <th>Remark</th> </tr> <tr> <th>Freq</th> <th>Level</th> <th>Line</th> <th>Margin</th> <th>Level</th> <th>Factor</th> <th>Loss</th> <th>Factor</th> <th>Factor</th> </tr> <tr> <th>MHz</th> <th>dBuV/m</th> <th>dBuV/m</th> <th>dB</th> <th>dBuV</th> <th>dB/m</th> <th>dB</th> <th>dB</th> <th>cm</th> </tr> </thead> <tbody> <tr> <td>1</td> <td>5068.94</td> <td>50.21</td> <td>74.00</td> <td>-23.79</td> <td>38.76</td> <td>32.60</td> <td>12.94</td> <td>34.09</td> <td>0.00</td> <td>200</td> <td>330</td> <td>PEAK</td> </tr> </tbody> </table>	Limit	Read	Ant	Cable	Preamp	Aux	APos	TPos	Remark	Freq	Level	Line	Margin	Level	Factor	Loss	Factor	Factor	MHz	dBuV/m	dBuV/m	dB	dBuV	dB/m	dB	dB	cm	1	5068.94	50.21	74.00	-23.79	38.76	32.60	12.94	34.09	0.00	200	330	PEAK	 <p>Site : 03CH21-HY Condition: PEAK(UNII) 3m DRH18-E_LE2C03A18EN_240711 HORIZONTAL : RBW:1000.000kHz VBW:3000.000kHz SWT:Auto</p> <table border="1"> <thead> <tr> <th>Limit</th> <th>Read</th> <th>Ant</th> <th>Cable</th> <th>Preamp</th> <th>Aux</th> <th>APos</th> <th>TPos</th> <th>Remark</th> </tr> <tr> <th>Freq</th> <th>Level</th> <th>Line</th> <th>Margin</th> <th>Level</th> <th>Factor</th> <th>Loss</th> <th>Factor</th> <th>Factor</th> </tr> <tr> <th>MHz</th> <th>dBuV/m</th> <th>dBuV/m</th> <th>dB</th> <th>dBuV</th> <th>dB/m</th> <th>dB</th> <th>dB</th> <th>cm</th> </tr> </thead> <tbody> <tr> <td>1</td> <td>5180.00</td> <td>103.74</td> <td>-----</td> <td>-----</td> <td>92.30</td> <td>32.65</td> <td>13.06</td> <td>34.27</td> <td>0.00</td> <td>200</td> <td>330</td> <td>PEAK</td> </tr> </tbody> </table>	Limit	Read	Ant	Cable	Preamp	Aux	APos	TPos	Remark	Freq	Level	Line	Margin	Level	Factor	Loss	Factor	Factor	MHz	dBuV/m	dBuV/m	dB	dBuV	dB/m	dB	dB	cm	1	5180.00	103.74	-----	-----	92.30	32.65	13.06	34.27	0.00	200	330	PEAK
Limit	Read	Ant	Cable	Preamp	Aux	APos	TPos	Remark																																																																										
Freq	Level	Line	Margin	Level	Factor	Loss	Factor	Factor																																																																										
MHz	dBuV/m	dBuV/m	dB	dBuV	dB/m	dB	dB	cm																																																																										
1	5068.94	50.21	74.00	-23.79	38.76	32.60	12.94	34.09	0.00	200	330	PEAK																																																																						
Limit	Read	Ant	Cable	Preamp	Aux	APos	TPos	Remark																																																																										
Freq	Level	Line	Margin	Level	Factor	Loss	Factor	Factor																																																																										
MHz	dBuV/m	dBuV/m	dB	dBuV	dB/m	dB	dB	cm																																																																										
1	5180.00	103.74	-----	-----	92.30	32.65	13.06	34.27	0.00	200	330	PEAK																																																																						
Avg	 <p>Site : 03CH21-HY Condition: AVG_BE_54 3m DRH18-E_LE2C03A18EN_240711 HORIZONTAL : RBW:1000.000kHz VBW:0.200kHz SWT:Auto</p> <table border="1"> <thead> <tr> <th>Limit</th> <th>Read</th> <th>Ant</th> <th>Cable</th> <th>Preamp</th> <th>Aux</th> <th>APos</th> <th>TPos</th> <th>Remark</th> </tr> <tr> <th>Freq</th> <th>Level</th> <th>Line</th> <th>Margin</th> <th>Level</th> <th>Factor</th> <th>Loss</th> <th>Factor</th> <th>Factor</th> </tr> <tr> <th>MHz</th> <th>dBuV/m</th> <th>dBuV/m</th> <th>dB</th> <th>dBuV</th> <th>dB/m</th> <th>dB</th> <th>dB</th> <th>cm</th> </tr> </thead> <tbody> <tr> <td>1</td> <td>5088.02</td> <td>41.32</td> <td>54.00</td> <td>-12.68</td> <td>29.08</td> <td>32.60</td> <td>12.96</td> <td>34.12</td> <td>0.00</td> <td>200</td> <td>330</td> <td>AVERAGE</td> </tr> </tbody> </table>	Limit	Read	Ant	Cable	Preamp	Aux	APos	TPos	Remark	Freq	Level	Line	Margin	Level	Factor	Loss	Factor	Factor	MHz	dBuV/m	dBuV/m	dB	dBuV	dB/m	dB	dB	cm	1	5088.02	41.32	54.00	-12.68	29.08	32.60	12.96	34.12	0.00	200	330	AVERAGE	 <p>Site : 03CH21-HY Condition: AVG_54 3m DRH18-E_LE2C03A18EN_240711 HORIZONTAL : RBW:1000.000kHz VBW:0.200kHz SWT:Auto</p> <table border="1"> <thead> <tr> <th>Limit</th> <th>Read</th> <th>Ant</th> <th>Cable</th> <th>Preamp</th> <th>Aux</th> <th>APos</th> <th>TPos</th> <th>Remark</th> </tr> <tr> <th>Freq</th> <th>Level</th> <th>Line</th> <th>Margin</th> <th>Level</th> <th>Factor</th> <th>Loss</th> <th>Factor</th> <th>Factor</th> </tr> <tr> <th>MHz</th> <th>dBuV/m</th> <th>dBuV/m</th> <th>dB</th> <th>dBuV</th> <th>dB/m</th> <th>dB</th> <th>dB</th> <th>cm</th> </tr> </thead> <tbody> <tr> <td>1</td> <td>5180.00</td> <td>95.81</td> <td>-----</td> <td>-----</td> <td>84.38</td> <td>32.64</td> <td>13.07</td> <td>34.28</td> <td>0.00</td> <td>200</td> <td>330</td> <td>AVERAGE</td> </tr> </tbody> </table>	Limit	Read	Ant	Cable	Preamp	Aux	APos	TPos	Remark	Freq	Level	Line	Margin	Level	Factor	Loss	Factor	Factor	MHz	dBuV/m	dBuV/m	dB	dBuV	dB/m	dB	dB	cm	1	5180.00	95.81	-----	-----	84.38	32.64	13.07	34.28	0.00	200	330	AVERAGE
Limit	Read	Ant	Cable	Preamp	Aux	APos	TPos	Remark																																																																										
Freq	Level	Line	Margin	Level	Factor	Loss	Factor	Factor																																																																										
MHz	dBuV/m	dBuV/m	dB	dBuV	dB/m	dB	dB	cm																																																																										
1	5088.02	41.32	54.00	-12.68	29.08	32.60	12.96	34.12	0.00	200	330	AVERAGE																																																																						
Limit	Read	Ant	Cable	Preamp	Aux	APos	TPos	Remark																																																																										
Freq	Level	Line	Margin	Level	Factor	Loss	Factor	Factor																																																																										
MHz	dBuV/m	dBuV/m	dB	dBuV	dB/m	dB	dB	cm																																																																										
1	5180.00	95.81	-----	-----	84.38	32.64	13.07	34.28	0.00	200	330	AVERAGE																																																																						



Mode	4																																																																																			
	Band Edge																																																																																			
	U-NII-1_5.15-5.25_802.11n_HT20_CH36_5180MHz																																																																																			
ANT	1+2																																																																																			
Pol.	Vertical	Fundamental																																																																																		
Peak	<p>Site : 03CH21-HY Condition: PEAK_BE_74 3m DRH18-E_LE2C03A18EN_240711 VERTICAL : RBW:1000.000kHz VBW:3000.000kHz SWT:Auto</p> <table border="1"> <thead> <tr> <th>Limit</th> <th>Read</th> <th>Ant</th> <th>Cable</th> <th>Preamp</th> <th>Aux</th> <th>APos</th> <th>TPos</th> <th>Remark</th> </tr> <tr> <th>Freq</th> <th>Level</th> <th>Line</th> <th>Margin</th> <th>Level</th> <th>Factor</th> <th>Loss</th> <th>Factor</th> <th>Factor</th> </tr> <tr> <th>MHz</th> <th>dBuV/m</th> <th>dBuV/m</th> <th>dB</th> <th>dBuV</th> <th>dB/m</th> <th>dB</th> <th>dB</th> <th>cm</th> <th>deg</th> </tr> </thead> <tbody> <tr> <td>1</td> <td>5060.30</td> <td>51.05</td> <td>74.00</td> <td>-22.95</td> <td>39.59</td> <td>32.60</td> <td>12.93</td> <td>34.07</td> <td>0.00</td> <td>107</td> <td>165</td> <td>PEAK</td> </tr> </tbody> </table>	Limit	Read	Ant	Cable	Preamp	Aux	APos	TPos	Remark	Freq	Level	Line	Margin	Level	Factor	Loss	Factor	Factor	MHz	dBuV/m	dBuV/m	dB	dBuV	dB/m	dB	dB	cm	deg	1	5060.30	51.05	74.00	-22.95	39.59	32.60	12.93	34.07	0.00	107	165	PEAK	<p>Site : 03CH21-HY Condition: PEAK(UNII) 3m DRH18-E_LE2C03A18EN_240711 VERTICAL : RBW:1000.000kHz VBW:3000.000kHz SWT:Auto</p> <table border="1"> <thead> <tr> <th>Limit</th> <th>Read</th> <th>Ant</th> <th>Cable</th> <th>Preamp</th> <th>Aux</th> <th>APos</th> <th>TPos</th> <th>Remark</th> </tr> <tr> <th>Freq</th> <th>Level</th> <th>Line</th> <th>Margin</th> <th>Level</th> <th>Factor</th> <th>Loss</th> <th>Factor</th> <th>Factor</th> </tr> <tr> <th>MHz</th> <th>dBuV/m</th> <th>dBuV/m</th> <th>dB</th> <th>dBuV</th> <th>dB/m</th> <th>dB</th> <th>dB</th> <th>cm</th> <th>deg</th> </tr> </thead> <tbody> <tr> <td>1</td> <td>5180.00</td> <td>109.52</td> <td>-----</td> <td>-----</td> <td>98.09</td> <td>32.64</td> <td>13.07</td> <td>34.28</td> <td>0.00</td> <td>107</td> <td>165</td> <td>PEAK</td> </tr> </tbody> </table>	Limit	Read	Ant	Cable	Preamp	Aux	APos	TPos	Remark	Freq	Level	Line	Margin	Level	Factor	Loss	Factor	Factor	MHz	dBuV/m	dBuV/m	dB	dBuV	dB/m	dB	dB	cm	deg	1	5180.00	109.52	-----	-----	98.09	32.64	13.07	34.28	0.00	107	165	PEAK
	Limit	Read	Ant	Cable	Preamp	Aux	APos	TPos	Remark																																																																											
Freq	Level	Line	Margin	Level	Factor	Loss	Factor	Factor																																																																												
MHz	dBuV/m	dBuV/m	dB	dBuV	dB/m	dB	dB	cm	deg																																																																											
1	5060.30	51.05	74.00	-22.95	39.59	32.60	12.93	34.07	0.00	107	165	PEAK																																																																								
Limit	Read	Ant	Cable	Preamp	Aux	APos	TPos	Remark																																																																												
Freq	Level	Line	Margin	Level	Factor	Loss	Factor	Factor																																																																												
MHz	dBuV/m	dBuV/m	dB	dBuV	dB/m	dB	dB	cm	deg																																																																											
1	5180.00	109.52	-----	-----	98.09	32.64	13.07	34.28	0.00	107	165	PEAK																																																																								
Avg	<p>Site : 03CH21-HY Condition: AVG_BE_54 3m DRH18-E_LE2C03A18EN_240711 VERTICAL : RBW:1000.000kHz VBW:0.200kHz SWT:Auto</p> <table border="1"> <thead> <tr> <th>Limit</th> <th>Read</th> <th>Ant</th> <th>Cable</th> <th>Preamp</th> <th>Aux</th> <th>APos</th> <th>TPos</th> <th>Remark</th> </tr> <tr> <th>Freq</th> <th>Level</th> <th>Line</th> <th>Margin</th> <th>Level</th> <th>Factor</th> <th>Loss</th> <th>Factor</th> <th>Factor</th> </tr> <tr> <th>MHz</th> <th>dBuV/m</th> <th>dBuV/m</th> <th>dB</th> <th>dBuV</th> <th>dB/m</th> <th>dB</th> <th>dB</th> <th>cm</th> <th>deg</th> </tr> </thead> <tbody> <tr> <td>1</td> <td>5087.84</td> <td>43.65</td> <td>54.00</td> <td>-10.35</td> <td>32.21</td> <td>32.60</td> <td>12.96</td> <td>34.12</td> <td>0.00</td> <td>107</td> <td>165</td> <td>AVERAGE</td> </tr> </tbody> </table>	Limit	Read	Ant	Cable	Preamp	Aux	APos	TPos	Remark	Freq	Level	Line	Margin	Level	Factor	Loss	Factor	Factor	MHz	dBuV/m	dBuV/m	dB	dBuV	dB/m	dB	dB	cm	deg	1	5087.84	43.65	54.00	-10.35	32.21	32.60	12.96	34.12	0.00	107	165	AVERAGE	<p>Site : 03CH21-HY Condition: AVG_54 3m DRH18-E_LE2C03A18EN_240711 VERTICAL : RBW:1000.000kHz VBW:0.200kHz SWT:Auto</p> <table border="1"> <thead> <tr> <th>Limit</th> <th>Read</th> <th>Ant</th> <th>Cable</th> <th>Preamp</th> <th>Aux</th> <th>APos</th> <th>TPos</th> <th>Remark</th> </tr> <tr> <th>Freq</th> <th>Level</th> <th>Line</th> <th>Margin</th> <th>Level</th> <th>Factor</th> <th>Loss</th> <th>Factor</th> <th>Factor</th> </tr> <tr> <th>MHz</th> <th>dBuV/m</th> <th>dBuV/m</th> <th>dB</th> <th>dBuV</th> <th>dB/m</th> <th>dB</th> <th>dB</th> <th>cm</th> <th>deg</th> </tr> </thead> <tbody> <tr> <td>1</td> <td>5180.00</td> <td>102.33</td> <td>-----</td> <td>-----</td> <td>90.90</td> <td>32.64</td> <td>13.07</td> <td>34.28</td> <td>0.00</td> <td>107</td> <td>165</td> <td>AVERAGE</td> </tr> </tbody> </table>	Limit	Read	Ant	Cable	Preamp	Aux	APos	TPos	Remark	Freq	Level	Line	Margin	Level	Factor	Loss	Factor	Factor	MHz	dBuV/m	dBuV/m	dB	dBuV	dB/m	dB	dB	cm	deg	1	5180.00	102.33	-----	-----	90.90	32.64	13.07	34.28	0.00	107	165	AVERAGE
Limit	Read	Ant	Cable	Preamp	Aux	APos	TPos	Remark																																																																												
Freq	Level	Line	Margin	Level	Factor	Loss	Factor	Factor																																																																												
MHz	dBuV/m	dBuV/m	dB	dBuV	dB/m	dB	dB	cm	deg																																																																											
1	5087.84	43.65	54.00	-10.35	32.21	32.60	12.96	34.12	0.00	107	165	AVERAGE																																																																								
Limit	Read	Ant	Cable	Preamp	Aux	APos	TPos	Remark																																																																												
Freq	Level	Line	Margin	Level	Factor	Loss	Factor	Factor																																																																												
MHz	dBuV/m	dBuV/m	dB	dBuV	dB/m	dB	dB	cm	deg																																																																											
1	5180.00	102.33	-----	-----	90.90	32.64	13.07	34.28	0.00	107	165	AVERAGE																																																																								

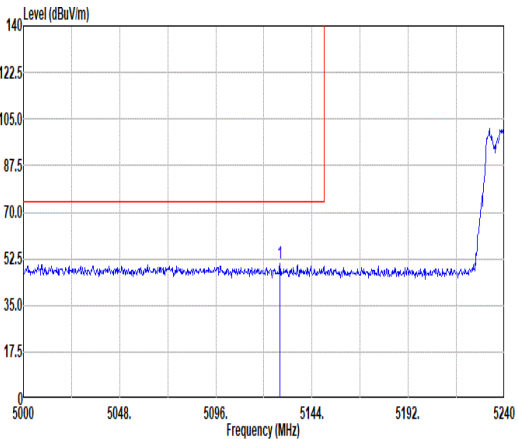
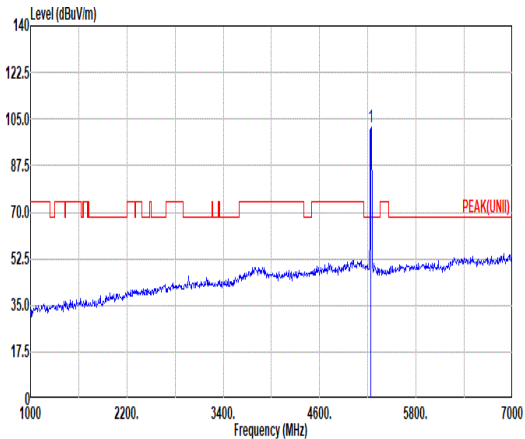
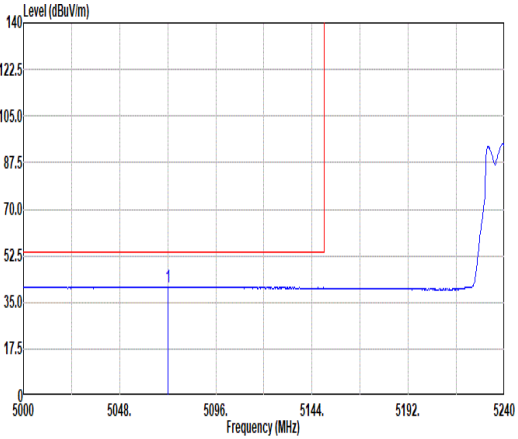
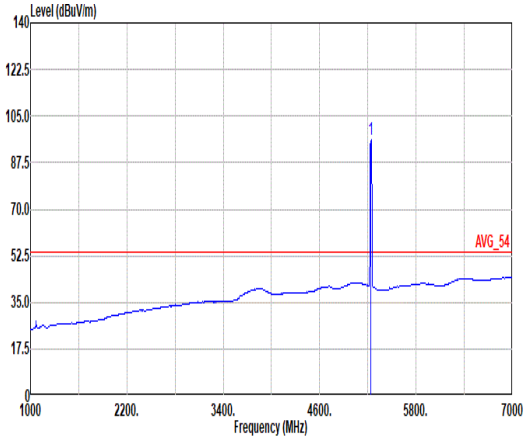


Mode	5																																																																																																																																					
	Harmonic																																																																																																																																					
	U-NII-1_5.15-5.25_802.11n HT20_CH44_5220MHz																																																																																																																																					
ANT	1+2																																																																																																																																					
Pol.	Horizontal	Vertical																																																																																																																																				
Peak Avg	<p>Site : 03CH21-HY Condition: PEAK(UNII) 3m DRH18-E_LE2C03A18EN_240711 HORIZONTAL</p> <table border="1"> <thead> <tr> <th>Limit</th> <th>Read</th> <th>Ant</th> <th>Cable</th> <th>Preamp</th> <th>Aux</th> <th>APos</th> <th>TPos</th> <th>Remark</th> </tr> <tr> <th>Freq</th> <th>Level</th> <th>Line Margin</th> <th>Level Factor</th> <th>Loss Factor</th> <th>Factor</th> <th></th> <th></th> <th></th> </tr> <tr> <th>MHz</th> <th>dBuV/m</th> <th>dBuV/m</th> <th>dB</th> <th>dBuV</th> <th>dB/m</th> <th>dB</th> <th>dB</th> <th>dB</th> </tr> </thead> <tbody> <tr> <td>1</td> <td>10440.00</td> <td>47.93</td> <td>68.20</td> <td>-20.27</td> <td>31.51</td> <td>37.20</td> <td>18.61</td> <td>39.84</td> <td>0.45</td> <td>--</td> <td>--</td> <td>PEAK</td> </tr> <tr> <td>2</td> <td>15660.00</td> <td>52.34</td> <td>74.00</td> <td>-21.66</td> <td>34.26</td> <td>40.52</td> <td>22.88</td> <td>45.75</td> <td>0.43</td> <td>--</td> <td>--</td> <td>PEAK</td> </tr> <tr> <td>3</td> <td>15660.00</td> <td>42.69</td> <td>54.00</td> <td>-11.31</td> <td>24.61</td> <td>40.52</td> <td>22.88</td> <td>45.75</td> <td>0.43</td> <td>--</td> <td>--</td> <td>AVERAGE</td> </tr> </tbody> </table>	Limit	Read	Ant	Cable	Preamp	Aux	APos	TPos	Remark	Freq	Level	Line Margin	Level Factor	Loss Factor	Factor				MHz	dBuV/m	dBuV/m	dB	dBuV	dB/m	dB	dB	dB	1	10440.00	47.93	68.20	-20.27	31.51	37.20	18.61	39.84	0.45	--	--	PEAK	2	15660.00	52.34	74.00	-21.66	34.26	40.52	22.88	45.75	0.43	--	--	PEAK	3	15660.00	42.69	54.00	-11.31	24.61	40.52	22.88	45.75	0.43	--	--	AVERAGE	<p>Site : 03CH21-HY Condition: PEAK(UNII) 3m DRH18-E_LE2C03A18EN_240711 VERTICAL</p> <table border="1"> <thead> <tr> <th>Limit</th> <th>Read</th> <th>Ant</th> <th>Cable</th> <th>Preamp</th> <th>Aux</th> <th>APos</th> <th>TPos</th> <th>Remark</th> </tr> <tr> <th>Freq</th> <th>Level</th> <th>Line Margin</th> <th>Level Factor</th> <th>Loss Factor</th> <th>Factor</th> <th></th> <th></th> <th></th> </tr> <tr> <th>MHz</th> <th>dBuV/m</th> <th>dBuV/m</th> <th>dB</th> <th>dBuV</th> <th>dB/m</th> <th>dB</th> <th>dB</th> <th>dB</th> </tr> </thead> <tbody> <tr> <td>1</td> <td>10440.00</td> <td>48.10</td> <td>68.20</td> <td>-20.10</td> <td>31.68</td> <td>37.20</td> <td>18.61</td> <td>39.84</td> <td>0.45</td> <td>--</td> <td>--</td> <td>PEAK</td> </tr> <tr> <td>2</td> <td>15660.00</td> <td>52.90</td> <td>74.00</td> <td>-21.10</td> <td>34.82</td> <td>40.52</td> <td>22.88</td> <td>45.75</td> <td>0.43</td> <td>--</td> <td>--</td> <td>PEAK</td> </tr> <tr> <td>3</td> <td>15660.00</td> <td>42.85</td> <td>54.00</td> <td>-11.15</td> <td>24.77</td> <td>40.52</td> <td>22.88</td> <td>45.75</td> <td>0.43</td> <td>--</td> <td>--</td> <td>AVERAGE</td> </tr> </tbody> </table>	Limit	Read	Ant	Cable	Preamp	Aux	APos	TPos	Remark	Freq	Level	Line Margin	Level Factor	Loss Factor	Factor				MHz	dBuV/m	dBuV/m	dB	dBuV	dB/m	dB	dB	dB	1	10440.00	48.10	68.20	-20.10	31.68	37.20	18.61	39.84	0.45	--	--	PEAK	2	15660.00	52.90	74.00	-21.10	34.82	40.52	22.88	45.75	0.43	--	--	PEAK	3	15660.00	42.85	54.00	-11.15	24.77	40.52	22.88	45.75	0.43	--	--	AVERAGE
	Limit	Read	Ant	Cable	Preamp	Aux	APos	TPos	Remark																																																																																																																													
Freq	Level	Line Margin	Level Factor	Loss Factor	Factor																																																																																																																																	
MHz	dBuV/m	dBuV/m	dB	dBuV	dB/m	dB	dB	dB																																																																																																																														
1	10440.00	47.93	68.20	-20.27	31.51	37.20	18.61	39.84	0.45	--	--	PEAK																																																																																																																										
2	15660.00	52.34	74.00	-21.66	34.26	40.52	22.88	45.75	0.43	--	--	PEAK																																																																																																																										
3	15660.00	42.69	54.00	-11.31	24.61	40.52	22.88	45.75	0.43	--	--	AVERAGE																																																																																																																										
Limit	Read	Ant	Cable	Preamp	Aux	APos	TPos	Remark																																																																																																																														
Freq	Level	Line Margin	Level Factor	Loss Factor	Factor																																																																																																																																	
MHz	dBuV/m	dBuV/m	dB	dBuV	dB/m	dB	dB	dB																																																																																																																														
1	10440.00	48.10	68.20	-20.10	31.68	37.20	18.61	39.84	0.45	--	--	PEAK																																																																																																																										
2	15660.00	52.90	74.00	-21.10	34.82	40.52	22.88	45.75	0.43	--	--	PEAK																																																																																																																										
3	15660.00	42.85	54.00	-11.15	24.77	40.52	22.88	45.75	0.43	--	--	AVERAGE																																																																																																																										

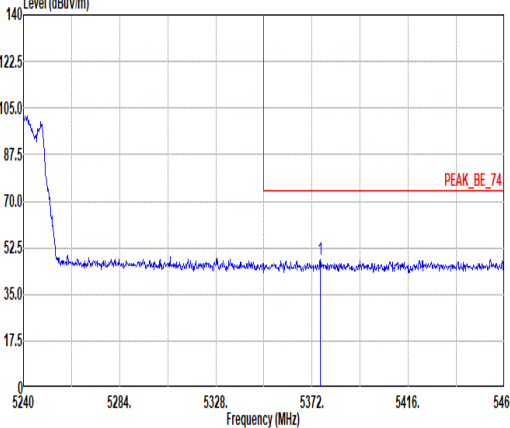
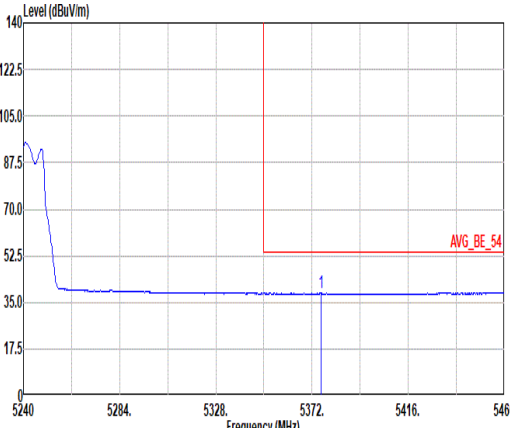


Mode	5	
	Harmonic	
	U-NII-1_5.15-5.25_802.11n HT20_CH44_5220MHz	
ANT	1+2	
Pol.	Horizontal	Vertical
10.6G ~18G Avg	<p>Site : 03CH21-HY Condition: AVG_54 3m DRH18-E_LE2C03A18EN_240711 HORIZONTAL</p>	<p>Site : 03CH21-HY Condition: AVG_54 3m DRH18-E_LE2C03A18EN_240711 VERTICAL</p>



Mode	6																																																																																			
	Band Edge - L																																																																																			
	U-NII-1_5.15-5.25_802.11n_HT20_CH48_5240MHz																																																																																			
ANT	1+2																																																																																			
Pol.	Horizontal	Fundamental																																																																																		
Peak	 <p>Site : 03CH21-HY Condition: PEAK_BE_74 3m DRH18-E_LE2C03A18EN_240711 HORIZONTAL : RBW:1000.000kHz VBW:3000.000kHz SWT:Auto</p> <table border="1"> <thead> <tr> <th>Limit</th> <th>Read</th> <th>Ant</th> <th>Cable</th> <th>Preamp</th> <th>Aux</th> <th>APos</th> <th>TPos</th> <th>Remark</th> </tr> <tr> <th>Freq</th> <th>Level</th> <th>Line Margin</th> <th>Level</th> <th>Factor</th> <th>Loss</th> <th>Factor</th> <th>Factor</th> <th></th> </tr> <tr> <th>MHz</th> <th>dBuV/m</th> <th>dBuV/m</th> <th>dB</th> <th>dBuV</th> <th>dB/m</th> <th>dB</th> <th>dB</th> <th>cm</th> <th>deg</th> </tr> </thead> <tbody> <tr> <td>1</td> <td>5127.92</td> <td>50.70</td> <td>74.00</td> <td>-23.30</td> <td>39.22</td> <td>32.66</td> <td>13.01</td> <td>34.19</td> <td>0.00</td> <td>100</td> <td>341</td> <td>PEAK</td> </tr> </tbody> </table>	Limit	Read	Ant	Cable	Preamp	Aux	APos	TPos	Remark	Freq	Level	Line Margin	Level	Factor	Loss	Factor	Factor		MHz	dBuV/m	dBuV/m	dB	dBuV	dB/m	dB	dB	cm	deg	1	5127.92	50.70	74.00	-23.30	39.22	32.66	13.01	34.19	0.00	100	341	PEAK	 <p>Site : 03CH21-HY Condition: PEAK(UNII) 3m DRH18-E_LE2C03A18EN_240711 HORIZONTAL : RBW:1000.000kHz VBW:3000.000kHz SWT:Auto</p> <table border="1"> <thead> <tr> <th>Limit</th> <th>Read</th> <th>Ant</th> <th>Cable</th> <th>Preamp</th> <th>Aux</th> <th>APos</th> <th>TPos</th> <th>Remark</th> </tr> <tr> <th>Freq</th> <th>Level</th> <th>Line Margin</th> <th>Level</th> <th>Factor</th> <th>Loss</th> <th>Factor</th> <th>Factor</th> <th></th> </tr> <tr> <th>MHz</th> <th>dBuV/m</th> <th>dBuV/m</th> <th>dB</th> <th>dBuV</th> <th>dB/m</th> <th>dB</th> <th>dB</th> <th>cm</th> <th>deg</th> </tr> </thead> <tbody> <tr> <td>1</td> <td>5240.00</td> <td>101.92</td> <td>-----</td> <td>-----</td> <td>90.74</td> <td>32.43</td> <td>13.14</td> <td>34.39</td> <td>0.00</td> <td>100</td> <td>341</td> <td>PEAK</td> </tr> </tbody> </table>	Limit	Read	Ant	Cable	Preamp	Aux	APos	TPos	Remark	Freq	Level	Line Margin	Level	Factor	Loss	Factor	Factor		MHz	dBuV/m	dBuV/m	dB	dBuV	dB/m	dB	dB	cm	deg	1	5240.00	101.92	-----	-----	90.74	32.43	13.14	34.39	0.00	100	341	PEAK
	Limit	Read	Ant	Cable	Preamp	Aux	APos	TPos	Remark																																																																											
Freq	Level	Line Margin	Level	Factor	Loss	Factor	Factor																																																																													
MHz	dBuV/m	dBuV/m	dB	dBuV	dB/m	dB	dB	cm	deg																																																																											
1	5127.92	50.70	74.00	-23.30	39.22	32.66	13.01	34.19	0.00	100	341	PEAK																																																																								
Limit	Read	Ant	Cable	Preamp	Aux	APos	TPos	Remark																																																																												
Freq	Level	Line Margin	Level	Factor	Loss	Factor	Factor																																																																													
MHz	dBuV/m	dBuV/m	dB	dBuV	dB/m	dB	dB	cm	deg																																																																											
1	5240.00	101.92	-----	-----	90.74	32.43	13.14	34.39	0.00	100	341	PEAK																																																																								
Avg	 <p>Site : 03CH21-HY Condition: AVG_BE_54 3m DRH18-E_LE2C03A18EN_240711 HORIZONTAL : RBW:1000.000kHz VBW:0.200kHz SWT:Auto</p> <table border="1"> <thead> <tr> <th>Limit</th> <th>Read</th> <th>Ant</th> <th>Cable</th> <th>Preamp</th> <th>Aux</th> <th>APos</th> <th>TPos</th> <th>Remark</th> </tr> <tr> <th>Freq</th> <th>Level</th> <th>Line Margin</th> <th>Level</th> <th>Factor</th> <th>Loss</th> <th>Factor</th> <th>Factor</th> <th></th> </tr> <tr> <th>MHz</th> <th>dBuV/m</th> <th>dBuV/m</th> <th>dB</th> <th>dBuV</th> <th>dB/m</th> <th>dB</th> <th>dB</th> <th>cm</th> <th>deg</th> </tr> </thead> <tbody> <tr> <td>1</td> <td>5072.00</td> <td>40.74</td> <td>54.00</td> <td>-13.26</td> <td>29.29</td> <td>32.60</td> <td>12.94</td> <td>34.09</td> <td>0.00</td> <td>100</td> <td>341</td> <td>AVERAGE</td> </tr> </tbody> </table>	Limit	Read	Ant	Cable	Preamp	Aux	APos	TPos	Remark	Freq	Level	Line Margin	Level	Factor	Loss	Factor	Factor		MHz	dBuV/m	dBuV/m	dB	dBuV	dB/m	dB	dB	cm	deg	1	5072.00	40.74	54.00	-13.26	29.29	32.60	12.94	34.09	0.00	100	341	AVERAGE	 <p>Site : 03CH21-HY Condition: AVG_54 3m DRH18-E_LE2C03A18EN_240711 HORIZONTAL : RBW:1000.000kHz VBW:0.200kHz SWT:Auto</p> <table border="1"> <thead> <tr> <th>Limit</th> <th>Read</th> <th>Ant</th> <th>Cable</th> <th>Preamp</th> <th>Aux</th> <th>APos</th> <th>TPos</th> <th>Remark</th> </tr> <tr> <th>Freq</th> <th>Level</th> <th>Line Margin</th> <th>Level</th> <th>Factor</th> <th>Loss</th> <th>Factor</th> <th>Factor</th> <th></th> </tr> <tr> <th>MHz</th> <th>dBuV/m</th> <th>dBuV/m</th> <th>dB</th> <th>dBuV</th> <th>dB/m</th> <th>dB</th> <th>dB</th> <th>cm</th> <th>deg</th> </tr> </thead> <tbody> <tr> <td>1</td> <td>5240.00</td> <td>96.26</td> <td>-----</td> <td>-----</td> <td>85.00</td> <td>32.43</td> <td>13.14</td> <td>34.39</td> <td>0.00</td> <td>100</td> <td>341</td> <td>AVERAGE</td> </tr> </tbody> </table>	Limit	Read	Ant	Cable	Preamp	Aux	APos	TPos	Remark	Freq	Level	Line Margin	Level	Factor	Loss	Factor	Factor		MHz	dBuV/m	dBuV/m	dB	dBuV	dB/m	dB	dB	cm	deg	1	5240.00	96.26	-----	-----	85.00	32.43	13.14	34.39	0.00	100	341	AVERAGE
Limit	Read	Ant	Cable	Preamp	Aux	APos	TPos	Remark																																																																												
Freq	Level	Line Margin	Level	Factor	Loss	Factor	Factor																																																																													
MHz	dBuV/m	dBuV/m	dB	dBuV	dB/m	dB	dB	cm	deg																																																																											
1	5072.00	40.74	54.00	-13.26	29.29	32.60	12.94	34.09	0.00	100	341	AVERAGE																																																																								
Limit	Read	Ant	Cable	Preamp	Aux	APos	TPos	Remark																																																																												
Freq	Level	Line Margin	Level	Factor	Loss	Factor	Factor																																																																													
MHz	dBuV/m	dBuV/m	dB	dBuV	dB/m	dB	dB	cm	deg																																																																											
1	5240.00	96.26	-----	-----	85.00	32.43	13.14	34.39	0.00	100	341	AVERAGE																																																																								

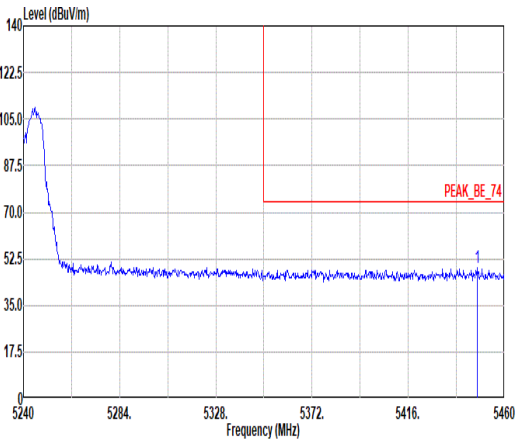
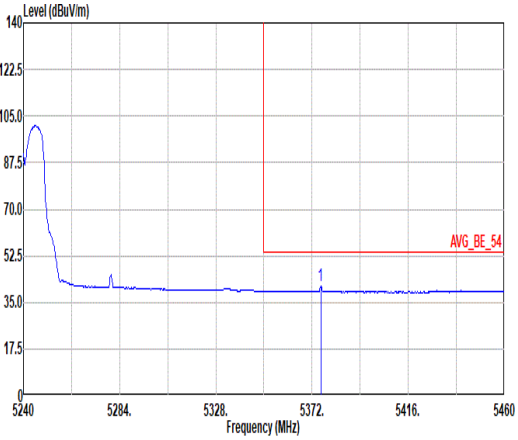


	6																																									
Mode	Band Edge - R																																									
	U-NII-1_5.15-5.25_802.11n HT20_CH48_5240MHz																																									
ANT	1+2																																									
Pol.	Horizontal	Fundamental																																								
Peak	 <p>Site : 03CH21-HY Condition: PEAK_BE_74 3m DRH18-E_LE2C03A18EN_240711 HORIZONTAL : RBW:1000.000kHz VBW:3000.000kHz SMT:Auto</p> <table border="1"> <thead> <tr> <th>Limit</th> <th>Read</th> <th>Ant</th> <th>Cable</th> <th>Preamp</th> <th>Aux</th> <th>APos</th> <th>TPos</th> <th>Remark</th> </tr> <tr> <th>Freq</th> <th>Level</th> <th>Line</th> <th>Margin</th> <th>Level</th> <th>Factor</th> <th>Loss</th> <th>Factor</th> <th>Factor</th> </tr> <tr> <th>MHz</th> <th>dBuV/m</th> <th>dBuV/m</th> <th>dB</th> <th>dBuV</th> <th>dB/m</th> <th>dB</th> <th>dB</th> <th>cm</th> <th>deg</th> </tr> </thead> <tbody> <tr> <td>1 5375.74</td> <td>47.92</td> <td>74.00</td> <td>-26.08</td> <td>37.00</td> <td>32.25</td> <td>13.29</td> <td>34.62</td> <td>0.00</td> <td>100</td> <td>341</td> <td>PEAK</td> </tr> </tbody> </table>	Limit	Read	Ant	Cable	Preamp	Aux	APos	TPos	Remark	Freq	Level	Line	Margin	Level	Factor	Loss	Factor	Factor	MHz	dBuV/m	dBuV/m	dB	dBuV	dB/m	dB	dB	cm	deg	1 5375.74	47.92	74.00	-26.08	37.00	32.25	13.29	34.62	0.00	100	341	PEAK	Blank
Limit	Read	Ant	Cable	Preamp	Aux	APos	TPos	Remark																																		
Freq	Level	Line	Margin	Level	Factor	Loss	Factor	Factor																																		
MHz	dBuV/m	dBuV/m	dB	dBuV	dB/m	dB	dB	cm	deg																																	
1 5375.74	47.92	74.00	-26.08	37.00	32.25	13.29	34.62	0.00	100	341	PEAK																															
Avg	 <p>Site : 03CH21-HY Condition: AVG_BE_54 3m DRH18-E_LE2C03A18EN_240711 HORIZONTAL : RBW:1000.000kHz VBW:0.200kHz SMT:Auto</p> <table border="1"> <thead> <tr> <th>Limit</th> <th>Read</th> <th>Ant</th> <th>Cable</th> <th>Preamp</th> <th>Aux</th> <th>APos</th> <th>TPos</th> <th>Remark</th> </tr> <tr> <th>Freq</th> <th>Level</th> <th>Line</th> <th>Margin</th> <th>Level</th> <th>Factor</th> <th>Loss</th> <th>Factor</th> <th>Factor</th> </tr> <tr> <th>MHz</th> <th>dBuV/m</th> <th>dBuV/m</th> <th>dB</th> <th>dBuV</th> <th>dB/m</th> <th>dB</th> <th>dB</th> <th>cm</th> <th>deg</th> </tr> </thead> <tbody> <tr> <td>1 5376.18</td> <td>38.81</td> <td>54.00</td> <td>-15.19</td> <td>27.09</td> <td>32.25</td> <td>13.29</td> <td>34.62</td> <td>0.00</td> <td>100</td> <td>341</td> <td>AVERAGE</td> </tr> </tbody> </table>	Limit	Read	Ant	Cable	Preamp	Aux	APos	TPos	Remark	Freq	Level	Line	Margin	Level	Factor	Loss	Factor	Factor	MHz	dBuV/m	dBuV/m	dB	dBuV	dB/m	dB	dB	cm	deg	1 5376.18	38.81	54.00	-15.19	27.09	32.25	13.29	34.62	0.00	100	341	AVERAGE	Blank
Limit	Read	Ant	Cable	Preamp	Aux	APos	TPos	Remark																																		
Freq	Level	Line	Margin	Level	Factor	Loss	Factor	Factor																																		
MHz	dBuV/m	dBuV/m	dB	dBuV	dB/m	dB	dB	cm	deg																																	
1 5376.18	38.81	54.00	-15.19	27.09	32.25	13.29	34.62	0.00	100	341	AVERAGE																															

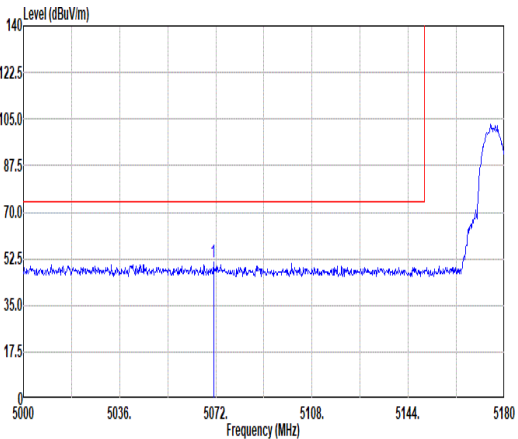
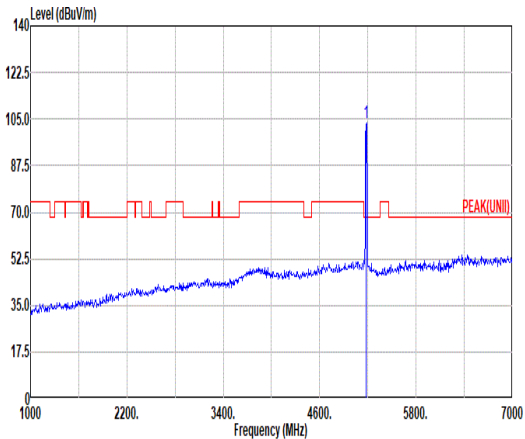
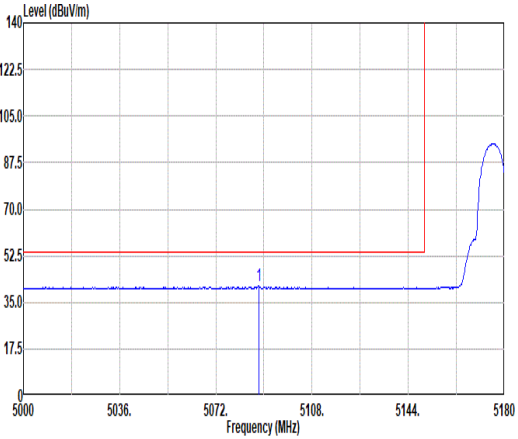
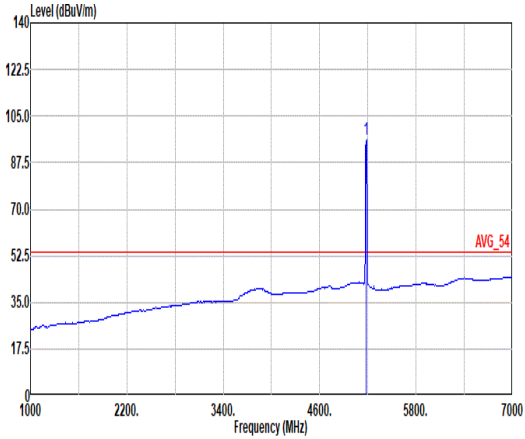


Mode	6																																																																																			
	Band Edge - L																																																																																			
	U-NII-1_5.15-5.25_802.11n_HT20_CH48_5240MHz																																																																																			
ANT	1+2																																																																																			
Pol.	Vertical	Fundamental																																																																																		
Peak	<p>Site : 03CH21-HY Condition: PEAK_BE_74 3m DRH18-E_LE2C03A18EN_240711 VERTICAL : RBW:1000.000kHz VBW:3000.000kHz SWT:Auto</p> <table border="1"> <thead> <tr> <th>Limit</th> <th>Read</th> <th>Ant</th> <th>Cable</th> <th>Preamp</th> <th>Aux</th> <th>APos</th> <th>TPos</th> <th>Remark</th> </tr> <tr> <th>Freq</th> <th>Level</th> <th>Line Margin</th> <th>Level Factor</th> <th>Loss Factor</th> <th>Factor</th> <th></th> <th></th> <th></th> </tr> <tr> <th>MHz</th> <th>dBuV/m</th> <th>dBuV/m</th> <th>dB</th> <th>dBuV</th> <th>dB/m</th> <th>dB</th> <th>dB</th> <th>cm</th> <th>deg</th> </tr> </thead> <tbody> <tr> <td>1</td> <td>5045.60</td> <td>52.13</td> <td>74.00</td> <td>-21.87</td> <td>40.65</td> <td>32.62</td> <td>12.91</td> <td>34.05</td> <td>0.00</td> <td>104</td> <td>234</td> <td>PEAK</td> </tr> </tbody> </table>	Limit	Read	Ant	Cable	Preamp	Aux	APos	TPos	Remark	Freq	Level	Line Margin	Level Factor	Loss Factor	Factor				MHz	dBuV/m	dBuV/m	dB	dBuV	dB/m	dB	dB	cm	deg	1	5045.60	52.13	74.00	-21.87	40.65	32.62	12.91	34.05	0.00	104	234	PEAK	<p>Site : 03CH21-HY Condition: PEAK(UNII) 3m DRH18-E_LE2C03A18EN_240711 VERTICAL : RBW:1000.000kHz VBW:3000.000kHz SWT:Auto</p> <table border="1"> <thead> <tr> <th>Limit</th> <th>Read</th> <th>Ant</th> <th>Cable</th> <th>Preamp</th> <th>Aux</th> <th>APos</th> <th>TPos</th> <th>Remark</th> </tr> <tr> <th>Freq</th> <th>Level</th> <th>Line Margin</th> <th>Level Factor</th> <th>Loss Factor</th> <th>Factor</th> <th></th> <th></th> <th></th> </tr> <tr> <th>MHz</th> <th>dBuV/m</th> <th>dBuV/m</th> <th>dB</th> <th>dBuV</th> <th>dB/m</th> <th>dB</th> <th>dB</th> <th>cm</th> <th>deg</th> </tr> </thead> <tbody> <tr> <td>1</td> <td>5240.00</td> <td>110.15</td> <td>-----</td> <td>-----</td> <td>98.97</td> <td>32.43</td> <td>13.14</td> <td>34.39</td> <td>0.00</td> <td>104</td> <td>234</td> <td>PEAK</td> </tr> </tbody> </table>	Limit	Read	Ant	Cable	Preamp	Aux	APos	TPos	Remark	Freq	Level	Line Margin	Level Factor	Loss Factor	Factor				MHz	dBuV/m	dBuV/m	dB	dBuV	dB/m	dB	dB	cm	deg	1	5240.00	110.15	-----	-----	98.97	32.43	13.14	34.39	0.00	104	234	PEAK
	Limit	Read	Ant	Cable	Preamp	Aux	APos	TPos	Remark																																																																											
Freq	Level	Line Margin	Level Factor	Loss Factor	Factor																																																																															
MHz	dBuV/m	dBuV/m	dB	dBuV	dB/m	dB	dB	cm	deg																																																																											
1	5045.60	52.13	74.00	-21.87	40.65	32.62	12.91	34.05	0.00	104	234	PEAK																																																																								
Limit	Read	Ant	Cable	Preamp	Aux	APos	TPos	Remark																																																																												
Freq	Level	Line Margin	Level Factor	Loss Factor	Factor																																																																															
MHz	dBuV/m	dBuV/m	dB	dBuV	dB/m	dB	dB	cm	deg																																																																											
1	5240.00	110.15	-----	-----	98.97	32.43	13.14	34.39	0.00	104	234	PEAK																																																																								
Avg	<p>Site : 03CH21-HY Condition: AVG_BE_54 3m DRH18-E_LE2C03A18EN_240711 VERTICAL : RBW:1000.000kHz VBW:0.200kHz SWT:Auto</p> <table border="1"> <thead> <tr> <th>Limit</th> <th>Read</th> <th>Ant</th> <th>Cable</th> <th>Preamp</th> <th>Aux</th> <th>APos</th> <th>TPos</th> <th>Remark</th> </tr> <tr> <th>Freq</th> <th>Level</th> <th>Line Margin</th> <th>Level Factor</th> <th>Loss Factor</th> <th>Factor</th> <th></th> <th></th> <th></th> </tr> <tr> <th>MHz</th> <th>dBuV/m</th> <th>dBuV/m</th> <th>dB</th> <th>dBuV</th> <th>dB/m</th> <th>dB</th> <th>dB</th> <th>cm</th> <th>deg</th> </tr> </thead> <tbody> <tr> <td>1</td> <td>5087.84</td> <td>43.46</td> <td>54.00</td> <td>-10.54</td> <td>32.02</td> <td>32.60</td> <td>12.96</td> <td>34.12</td> <td>0.00</td> <td>104</td> <td>234</td> <td>AVERAGE</td> </tr> </tbody> </table>	Limit	Read	Ant	Cable	Preamp	Aux	APos	TPos	Remark	Freq	Level	Line Margin	Level Factor	Loss Factor	Factor				MHz	dBuV/m	dBuV/m	dB	dBuV	dB/m	dB	dB	cm	deg	1	5087.84	43.46	54.00	-10.54	32.02	32.60	12.96	34.12	0.00	104	234	AVERAGE	<p>Site : 03CH21-HY Condition: AVG_54 3m DRH18-E_LE2C03A18EN_240711 VERTICAL : RBW:1000.000kHz VBW:0.200kHz SWT:Auto</p> <table border="1"> <thead> <tr> <th>Limit</th> <th>Read</th> <th>Ant</th> <th>Cable</th> <th>Preamp</th> <th>Aux</th> <th>APos</th> <th>TPos</th> <th>Remark</th> </tr> <tr> <th>Freq</th> <th>Level</th> <th>Line Margin</th> <th>Level Factor</th> <th>Loss Factor</th> <th>Factor</th> <th></th> <th></th> <th></th> </tr> <tr> <th>MHz</th> <th>dBuV/m</th> <th>dBuV/m</th> <th>dB</th> <th>dBuV</th> <th>dB/m</th> <th>dB</th> <th>dB</th> <th>cm</th> <th>deg</th> </tr> </thead> <tbody> <tr> <td>1</td> <td>5240.00</td> <td>103.12</td> <td>-----</td> <td>-----</td> <td>91.91</td> <td>32.46</td> <td>13.13</td> <td>34.38</td> <td>0.00</td> <td>104</td> <td>234</td> <td>AVERAGE</td> </tr> </tbody> </table>	Limit	Read	Ant	Cable	Preamp	Aux	APos	TPos	Remark	Freq	Level	Line Margin	Level Factor	Loss Factor	Factor				MHz	dBuV/m	dBuV/m	dB	dBuV	dB/m	dB	dB	cm	deg	1	5240.00	103.12	-----	-----	91.91	32.46	13.13	34.38	0.00	104	234	AVERAGE
Limit	Read	Ant	Cable	Preamp	Aux	APos	TPos	Remark																																																																												
Freq	Level	Line Margin	Level Factor	Loss Factor	Factor																																																																															
MHz	dBuV/m	dBuV/m	dB	dBuV	dB/m	dB	dB	cm	deg																																																																											
1	5087.84	43.46	54.00	-10.54	32.02	32.60	12.96	34.12	0.00	104	234	AVERAGE																																																																								
Limit	Read	Ant	Cable	Preamp	Aux	APos	TPos	Remark																																																																												
Freq	Level	Line Margin	Level Factor	Loss Factor	Factor																																																																															
MHz	dBuV/m	dBuV/m	dB	dBuV	dB/m	dB	dB	cm	deg																																																																											
1	5240.00	103.12	-----	-----	91.91	32.46	13.13	34.38	0.00	104	234	AVERAGE																																																																								



	6																																										
Mode	Band Edge - R																																										
	U-NII-1_5.15-5.25_802.11n HT20_CH48_5240MHz																																										
ANT	1+2																																										
Pol.	Vertical	Fundamental																																									
Peak	 <p>Site : 03CH21-HY Condition: PEAK_BE_74 3m DRH18-E_LE2C03A18EN_240711 VERTICAL : RBW:1000.000kHz VBW:3000.000kHz SNT:Auto</p> <table border="1"> <thead> <tr> <th>Limit</th> <th>Read</th> <th>Ant</th> <th>Cable</th> <th>Preamp</th> <th>Aux</th> <th>APos</th> <th>TPos</th> <th>Remark</th> </tr> <tr> <th>Freq</th> <th>Level</th> <th>Line</th> <th>Margin</th> <th>Level</th> <th>Factor</th> <th>Loss</th> <th>Factor</th> <th>Factor</th> </tr> <tr> <th>MHz</th> <th>dBuV/m</th> <th>dBuV/m</th> <th>dB</th> <th>dBuV</th> <th>dB/m</th> <th>dB</th> <th>dB</th> <th>cm</th> <th>deg</th> </tr> </thead> <tbody> <tr> <td>1</td> <td>5447.46</td> <td>49.27</td> <td>74.00</td> <td>-24.73</td> <td>38.35</td> <td>32.29</td> <td>13.37</td> <td>34.74</td> <td>0.00</td> <td>104</td> <td>234</td> <td>PEAK</td> </tr> </tbody> </table>	Limit	Read	Ant	Cable	Preamp	Aux	APos	TPos	Remark	Freq	Level	Line	Margin	Level	Factor	Loss	Factor	Factor	MHz	dBuV/m	dBuV/m	dB	dBuV	dB/m	dB	dB	cm	deg	1	5447.46	49.27	74.00	-24.73	38.35	32.29	13.37	34.74	0.00	104	234	PEAK	Blank
Limit	Read	Ant	Cable	Preamp	Aux	APos	TPos	Remark																																			
Freq	Level	Line	Margin	Level	Factor	Loss	Factor	Factor																																			
MHz	dBuV/m	dBuV/m	dB	dBuV	dB/m	dB	dB	cm	deg																																		
1	5447.46	49.27	74.00	-24.73	38.35	32.29	13.37	34.74	0.00	104	234	PEAK																															
Avg	 <p>Site : 03CH21-HY Condition: AVG_BE_54 3m DRH18-E_LE2C03A18EN_240711 VERTICAL : RBW:1000.000kHz VBW:0.200kHz SNT:Auto</p> <table border="1"> <thead> <tr> <th>Limit</th> <th>Read</th> <th>Ant</th> <th>Cable</th> <th>Preamp</th> <th>Aux</th> <th>APos</th> <th>TPos</th> <th>Remark</th> </tr> <tr> <th>Freq</th> <th>Level</th> <th>Line</th> <th>Margin</th> <th>Level</th> <th>Factor</th> <th>Loss</th> <th>Factor</th> <th>Factor</th> </tr> <tr> <th>MHz</th> <th>dBuV/m</th> <th>dBuV/m</th> <th>dB</th> <th>dBuV</th> <th>dB/m</th> <th>dB</th> <th>dB</th> <th>cm</th> <th>deg</th> </tr> </thead> <tbody> <tr> <td>1</td> <td>5375.96</td> <td>41.21</td> <td>54.00</td> <td>-12.79</td> <td>30.29</td> <td>32.25</td> <td>13.29</td> <td>34.62</td> <td>0.00</td> <td>104</td> <td>234</td> <td>AVERAGE</td> </tr> </tbody> </table>	Limit	Read	Ant	Cable	Preamp	Aux	APos	TPos	Remark	Freq	Level	Line	Margin	Level	Factor	Loss	Factor	Factor	MHz	dBuV/m	dBuV/m	dB	dBuV	dB/m	dB	dB	cm	deg	1	5375.96	41.21	54.00	-12.79	30.29	32.25	13.29	34.62	0.00	104	234	AVERAGE	Blank
Limit	Read	Ant	Cable	Preamp	Aux	APos	TPos	Remark																																			
Freq	Level	Line	Margin	Level	Factor	Loss	Factor	Factor																																			
MHz	dBuV/m	dBuV/m	dB	dBuV	dB/m	dB	dB	cm	deg																																		
1	5375.96	41.21	54.00	-12.79	30.29	32.25	13.29	34.62	0.00	104	234	AVERAGE																															



7																																									
Mode	Band Edge																																								
U-NII-1_5.15-5.25_802.11ax HE20_CH36_5180MHz																																									
ANT	1+2																																								
Pol.	Horizontal																																								
Peak	 <p>Level (dBuV/m) vs Frequency (MHz) plot showing a peak at 5180 MHz. The y-axis ranges from 0 to 140 dBuV/m, and the x-axis ranges from 5000 to 5180 MHz. A red horizontal line is drawn at approximately 75 dBuV/m.</p> <p>Site : 03CH21-HY Condition: PEAK_BE_74 3m DRH18-E_LE2C03A18EN_240711 HORIZONTAL : RBW:1000.000kHz VBW:3000.000kHz SWT:Auto</p> <table border="1"> <thead> <tr> <th>Limit</th> <th>Read</th> <th>Ant</th> <th>Cable</th> <th>Preamp</th> <th>Aux</th> <th>APos</th> <th>TPos</th> <th>Remark</th> </tr> <tr> <th>Freq</th> <th>Level</th> <th>Line</th> <th>Margin</th> <th>Level</th> <th>Factor</th> <th>Loss</th> <th>Factor</th> <th>Factor</th> </tr> <tr> <th>MHz</th> <th>dBuV/m</th> <th>dBuV/m</th> <th>dB</th> <th>dBuV</th> <th>dB/m</th> <th>dB</th> <th>dB</th> <th>cm</th> </tr> </thead> <tbody> <tr> <td>1</td> <td>5071.10</td> <td>51.01</td> <td>74.00</td> <td>-22.99</td> <td>39.56</td> <td>32.60</td> <td>12.94</td> <td>34.09</td> <td>0.00</td> <td>142</td> <td>307</td> <td>PEAK</td> </tr> </tbody> </table>	Limit	Read	Ant	Cable	Preamp	Aux	APos	TPos	Remark	Freq	Level	Line	Margin	Level	Factor	Loss	Factor	Factor	MHz	dBuV/m	dBuV/m	dB	dBuV	dB/m	dB	dB	cm	1	5071.10	51.01	74.00	-22.99	39.56	32.60	12.94	34.09	0.00	142	307	PEAK
	Limit	Read	Ant	Cable	Preamp	Aux	APos	TPos	Remark																																
Freq	Level	Line	Margin	Level	Factor	Loss	Factor	Factor																																	
MHz	dBuV/m	dBuV/m	dB	dBuV	dB/m	dB	dB	cm																																	
1	5071.10	51.01	74.00	-22.99	39.56	32.60	12.94	34.09	0.00	142	307	PEAK																													
 <p>Level (dBuV/m) vs Frequency (MHz) plot showing a peak at 5180 MHz. The y-axis ranges from 0 to 140 dBuV/m, and the x-axis ranges from 1000 to 7000 MHz. A red horizontal line is drawn at approximately 75 dBuV/m.</p> <p>Site : 03CH21-HY Condition: PEAK(UNII) 3m DRH18-E_LE2C03A18EN_240711 HORIZONTAL : RBW:1000.000kHz VBW:3000.000kHz SWT:Auto</p> <table border="1"> <thead> <tr> <th>Limit</th> <th>Read</th> <th>Ant</th> <th>Cable</th> <th>Preamp</th> <th>Aux</th> <th>APos</th> <th>TPos</th> <th>Remark</th> </tr> <tr> <th>Freq</th> <th>Level</th> <th>Line</th> <th>Margin</th> <th>Level</th> <th>Factor</th> <th>Loss</th> <th>Factor</th> <th>Factor</th> </tr> <tr> <th>MHz</th> <th>dBuV/m</th> <th>dBuV/m</th> <th>dB</th> <th>dBuV</th> <th>dB/m</th> <th>dB</th> <th>dB</th> <th>cm</th> </tr> </thead> <tbody> <tr> <td>1</td> <td>5180.00</td> <td>103.63</td> <td>-----</td> <td>-----</td> <td>92.22</td> <td>32.62</td> <td>13.08</td> <td>34.29</td> <td>0.00</td> <td>142</td> <td>307</td> <td>PEAK</td> </tr> </tbody> </table>	Limit	Read	Ant	Cable	Preamp	Aux	APos	TPos	Remark	Freq	Level	Line	Margin	Level	Factor	Loss	Factor	Factor	MHz	dBuV/m	dBuV/m	dB	dBuV	dB/m	dB	dB	cm	1	5180.00	103.63	-----	-----	92.22	32.62	13.08	34.29	0.00	142	307	PEAK	
Limit	Read	Ant	Cable	Preamp	Aux	APos	TPos	Remark																																	
Freq	Level	Line	Margin	Level	Factor	Loss	Factor	Factor																																	
MHz	dBuV/m	dBuV/m	dB	dBuV	dB/m	dB	dB	cm																																	
1	5180.00	103.63	-----	-----	92.22	32.62	13.08	34.29	0.00	142	307	PEAK																													
Avg	 <p>Level (dBuV/m) vs Frequency (MHz) plot showing an average at 5180 MHz. The y-axis ranges from 0 to 140 dBuV/m, and the x-axis ranges from 5000 to 5180 MHz. A red horizontal line is drawn at approximately 55 dBuV/m.</p> <p>Site : 03CH21-HY Condition: AVG_BE_54 3m DRH18-E_LE2C03A18EN_240711 HORIZONTAL : RBW:1000.000kHz VBW:0.200kHz SWT:Auto</p> <table border="1"> <thead> <tr> <th>Limit</th> <th>Read</th> <th>Ant</th> <th>Cable</th> <th>Preamp</th> <th>Aux</th> <th>APos</th> <th>TPos</th> <th>Remark</th> </tr> <tr> <th>Freq</th> <th>Level</th> <th>Line</th> <th>Margin</th> <th>Level</th> <th>Factor</th> <th>Loss</th> <th>Factor</th> <th>Factor</th> </tr> <tr> <th>MHz</th> <th>dBuV/m</th> <th>dBuV/m</th> <th>dB</th> <th>dBuV</th> <th>dB/m</th> <th>dB</th> <th>dB</th> <th>cm</th> </tr> </thead> <tbody> <tr> <td>1</td> <td>5088.02</td> <td>41.32</td> <td>54.00</td> <td>-12.68</td> <td>29.08</td> <td>32.60</td> <td>12.96</td> <td>34.12</td> <td>0.00</td> <td>142</td> <td>307</td> <td>AVERAGE</td> </tr> </tbody> </table>	Limit	Read	Ant	Cable	Preamp	Aux	APos	TPos	Remark	Freq	Level	Line	Margin	Level	Factor	Loss	Factor	Factor	MHz	dBuV/m	dBuV/m	dB	dBuV	dB/m	dB	dB	cm	1	5088.02	41.32	54.00	-12.68	29.08	32.60	12.96	34.12	0.00	142	307	AVERAGE
	Limit	Read	Ant	Cable	Preamp	Aux	APos	TPos	Remark																																
Freq	Level	Line	Margin	Level	Factor	Loss	Factor	Factor																																	
MHz	dBuV/m	dBuV/m	dB	dBuV	dB/m	dB	dB	cm																																	
1	5088.02	41.32	54.00	-12.68	29.08	32.60	12.96	34.12	0.00	142	307	AVERAGE																													
 <p>Level (dBuV/m) vs Frequency (MHz) plot showing an average at 5180 MHz. The y-axis ranges from 0 to 140 dBuV/m, and the x-axis ranges from 1000 to 7000 MHz. A red horizontal line is drawn at approximately 55 dBuV/m.</p> <p>Site : 03CH21-HY Condition: AVG_54 3m DRH18-E_LE2C03A18EN_240711 HORIZONTAL : RBW:1000.000kHz VBW:0.200kHz SWT:Auto</p> <table border="1"> <thead> <tr> <th>Limit</th> <th>Read</th> <th>Ant</th> <th>Cable</th> <th>Preamp</th> <th>Aux</th> <th>APos</th> <th>TPos</th> <th>Remark</th> </tr> <tr> <th>Freq</th> <th>Level</th> <th>Line</th> <th>Margin</th> <th>Level</th> <th>Factor</th> <th>Loss</th> <th>Factor</th> <th>Factor</th> </tr> <tr> <th>MHz</th> <th>dBuV/m</th> <th>dBuV/m</th> <th>dB</th> <th>dBuV</th> <th>dB/m</th> <th>dB</th> <th>dB</th> <th>cm</th> </tr> </thead> <tbody> <tr> <td>1</td> <td>5180.00</td> <td>95.97</td> <td>-----</td> <td>-----</td> <td>84.56</td> <td>32.62</td> <td>13.08</td> <td>34.29</td> <td>0.00</td> <td>142</td> <td>307</td> <td>AVERAGE</td> </tr> </tbody> </table>	Limit	Read	Ant	Cable	Preamp	Aux	APos	TPos	Remark	Freq	Level	Line	Margin	Level	Factor	Loss	Factor	Factor	MHz	dBuV/m	dBuV/m	dB	dBuV	dB/m	dB	dB	cm	1	5180.00	95.97	-----	-----	84.56	32.62	13.08	34.29	0.00	142	307	AVERAGE	
Limit	Read	Ant	Cable	Preamp	Aux	APos	TPos	Remark																																	
Freq	Level	Line	Margin	Level	Factor	Loss	Factor	Factor																																	
MHz	dBuV/m	dBuV/m	dB	dBuV	dB/m	dB	dB	cm																																	
1	5180.00	95.97	-----	-----	84.56	32.62	13.08	34.29	0.00	142	307	AVERAGE																													



Mode	7																																																																																			
	Band Edge																																																																																			
	U-NII-1_5.15-5.25_802.11ax HE20_CH36_5180MHz																																																																																			
ANT	1+2																																																																																			
Pol.	Vertical	Fundamental																																																																																		
Peak	<p>Site : 03CH21-HY Condition: PEAK_BE_74 3m DRH18-E_LE2C03A18EN_240711 VERTICAL : RBW:1000.000kHz VBW:3000.000kHz SWT:Auto</p> <table border="1"> <thead> <tr> <th>Limit</th> <th>Read</th> <th>Ant</th> <th>Cable</th> <th>Preamp</th> <th>Aux</th> <th>APos</th> <th>TPos</th> <th>Remark</th> </tr> <tr> <th>Freq</th> <th>Level</th> <th>Line Margin</th> <th>Level Factor</th> <th>Loss Factor</th> <th>Loss Factor</th> <th>Factor</th> <th>cm</th> <th>deg</th> </tr> <tr> <th>MHz</th> <th>dBuV/m</th> <th>dBuV/m</th> <th>dB</th> <th>dBuV</th> <th>dB/m</th> <th>dB</th> <th>dB</th> <th>cm</th> <th>deg</th> </tr> </thead> <tbody> <tr> <td>1</td> <td>5141.48</td> <td>51.29</td> <td>74.00</td> <td>-22.71</td> <td>39.00</td> <td>32.68</td> <td>13.02</td> <td>34.21</td> <td>0.00</td> <td>127</td> <td>167</td> <td>PEAK</td> </tr> </tbody> </table>	Limit	Read	Ant	Cable	Preamp	Aux	APos	TPos	Remark	Freq	Level	Line Margin	Level Factor	Loss Factor	Loss Factor	Factor	cm	deg	MHz	dBuV/m	dBuV/m	dB	dBuV	dB/m	dB	dB	cm	deg	1	5141.48	51.29	74.00	-22.71	39.00	32.68	13.02	34.21	0.00	127	167	PEAK	<p>Site : 03CH21-HY Condition: PEAK(UNII) 3m DRH18-E_LE2C03A18EN_240711 VERTICAL : RBW:1000.000kHz VBW:3000.000kHz SWT:Auto</p> <table border="1"> <thead> <tr> <th>Limit</th> <th>Read</th> <th>Ant</th> <th>Cable</th> <th>Preamp</th> <th>Aux</th> <th>APos</th> <th>TPos</th> <th>Remark</th> </tr> <tr> <th>Freq</th> <th>Level</th> <th>Line Margin</th> <th>Level Factor</th> <th>Loss Factor</th> <th>Loss Factor</th> <th>Factor</th> <th>cm</th> <th>deg</th> </tr> <tr> <th>MHz</th> <th>dBuV/m</th> <th>dBuV/m</th> <th>dB</th> <th>dBuV</th> <th>dB/m</th> <th>dB</th> <th>dB</th> <th>cm</th> <th>deg</th> </tr> </thead> <tbody> <tr> <td>1</td> <td>5180.00</td> <td>109.85</td> <td>-----</td> <td>-----</td> <td>98.42</td> <td>32.64</td> <td>13.07</td> <td>34.28</td> <td>0.00</td> <td>127</td> <td>167</td> <td>PEAK</td> </tr> </tbody> </table>	Limit	Read	Ant	Cable	Preamp	Aux	APos	TPos	Remark	Freq	Level	Line Margin	Level Factor	Loss Factor	Loss Factor	Factor	cm	deg	MHz	dBuV/m	dBuV/m	dB	dBuV	dB/m	dB	dB	cm	deg	1	5180.00	109.85	-----	-----	98.42	32.64	13.07	34.28	0.00	127	167	PEAK
	Limit	Read	Ant	Cable	Preamp	Aux	APos	TPos	Remark																																																																											
Freq	Level	Line Margin	Level Factor	Loss Factor	Loss Factor	Factor	cm	deg																																																																												
MHz	dBuV/m	dBuV/m	dB	dBuV	dB/m	dB	dB	cm	deg																																																																											
1	5141.48	51.29	74.00	-22.71	39.00	32.68	13.02	34.21	0.00	127	167	PEAK																																																																								
Limit	Read	Ant	Cable	Preamp	Aux	APos	TPos	Remark																																																																												
Freq	Level	Line Margin	Level Factor	Loss Factor	Loss Factor	Factor	cm	deg																																																																												
MHz	dBuV/m	dBuV/m	dB	dBuV	dB/m	dB	dB	cm	deg																																																																											
1	5180.00	109.85	-----	-----	98.42	32.64	13.07	34.28	0.00	127	167	PEAK																																																																								
Avg	<p>Site : 03CH21-HY Condition: AVG_BE_54 3m DRH18-E_LE2C03A18EN_240711 VERTICAL : RBW:1000.000kHz VBW:0.200kHz SWT:Auto</p> <table border="1"> <thead> <tr> <th>Limit</th> <th>Read</th> <th>Ant</th> <th>Cable</th> <th>Preamp</th> <th>Aux</th> <th>APos</th> <th>TPos</th> <th>Remark</th> </tr> <tr> <th>Freq</th> <th>Level</th> <th>Line Margin</th> <th>Level Factor</th> <th>Loss Factor</th> <th>Loss Factor</th> <th>Factor</th> <th>cm</th> <th>deg</th> </tr> <tr> <th>MHz</th> <th>dBuV/m</th> <th>dBuV/m</th> <th>dB</th> <th>dBuV</th> <th>dB/m</th> <th>dB</th> <th>dB</th> <th>cm</th> <th>deg</th> </tr> </thead> <tbody> <tr> <td>1</td> <td>5088.02</td> <td>44.34</td> <td>54.00</td> <td>-9.66</td> <td>32.90</td> <td>32.60</td> <td>12.96</td> <td>34.12</td> <td>0.00</td> <td>127</td> <td>167</td> <td>AVERAGE</td> </tr> </tbody> </table>	Limit	Read	Ant	Cable	Preamp	Aux	APos	TPos	Remark	Freq	Level	Line Margin	Level Factor	Loss Factor	Loss Factor	Factor	cm	deg	MHz	dBuV/m	dBuV/m	dB	dBuV	dB/m	dB	dB	cm	deg	1	5088.02	44.34	54.00	-9.66	32.90	32.60	12.96	34.12	0.00	127	167	AVERAGE	<p>Site : 03CH21-HY Condition: AVG_54 3m DRH18-E_LE2C03A18EN_240711 VERTICAL : RBW:1000.000kHz VBW:0.200kHz SWT:Auto</p> <table border="1"> <thead> <tr> <th>Limit</th> <th>Read</th> <th>Ant</th> <th>Cable</th> <th>Preamp</th> <th>Aux</th> <th>APos</th> <th>TPos</th> <th>Remark</th> </tr> <tr> <th>Freq</th> <th>Level</th> <th>Line Margin</th> <th>Level Factor</th> <th>Loss Factor</th> <th>Loss Factor</th> <th>Factor</th> <th>cm</th> <th>deg</th> </tr> <tr> <th>MHz</th> <th>dBuV/m</th> <th>dBuV/m</th> <th>dB</th> <th>dBuV</th> <th>dB/m</th> <th>dB</th> <th>dB</th> <th>cm</th> <th>deg</th> </tr> </thead> <tbody> <tr> <td>1</td> <td>5180.00</td> <td>102.05</td> <td>-----</td> <td>-----</td> <td>90.62</td> <td>32.64</td> <td>13.07</td> <td>34.28</td> <td>0.00</td> <td>127</td> <td>167</td> <td>AVERAGE</td> </tr> </tbody> </table>	Limit	Read	Ant	Cable	Preamp	Aux	APos	TPos	Remark	Freq	Level	Line Margin	Level Factor	Loss Factor	Loss Factor	Factor	cm	deg	MHz	dBuV/m	dBuV/m	dB	dBuV	dB/m	dB	dB	cm	deg	1	5180.00	102.05	-----	-----	90.62	32.64	13.07	34.28	0.00	127	167	AVERAGE
Limit	Read	Ant	Cable	Preamp	Aux	APos	TPos	Remark																																																																												
Freq	Level	Line Margin	Level Factor	Loss Factor	Loss Factor	Factor	cm	deg																																																																												
MHz	dBuV/m	dBuV/m	dB	dBuV	dB/m	dB	dB	cm	deg																																																																											
1	5088.02	44.34	54.00	-9.66	32.90	32.60	12.96	34.12	0.00	127	167	AVERAGE																																																																								
Limit	Read	Ant	Cable	Preamp	Aux	APos	TPos	Remark																																																																												
Freq	Level	Line Margin	Level Factor	Loss Factor	Loss Factor	Factor	cm	deg																																																																												
MHz	dBuV/m	dBuV/m	dB	dBuV	dB/m	dB	dB	cm	deg																																																																											
1	5180.00	102.05	-----	-----	90.62	32.64	13.07	34.28	0.00	127	167	AVERAGE																																																																								

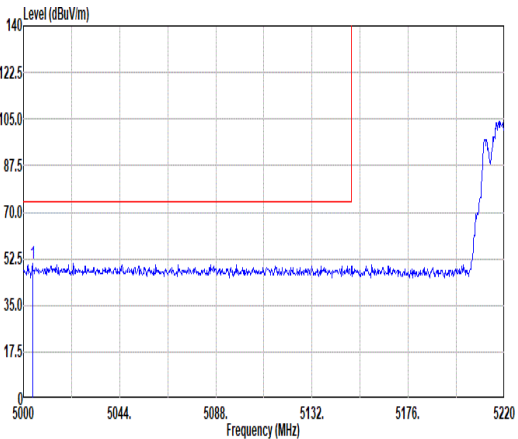
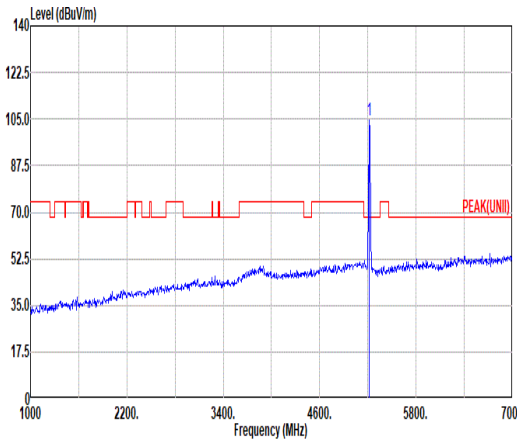
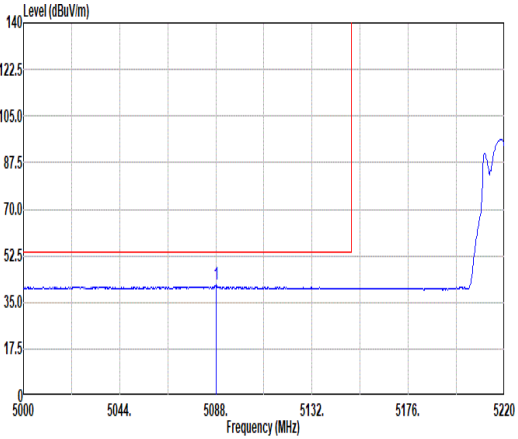
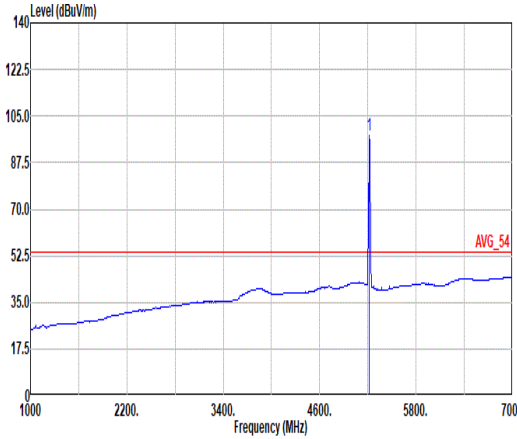


Mode	7																																																																																																																			
	Harmonic																																																																																																																			
	U-NII-1_5.15-5.25_802.11ax HE20_CH36_5180MHz																																																																																																																			
ANT	1+2																																																																																																																			
Pol.	Horizontal	Vertical																																																																																																																		
Peak Avg	<p>Site : 03CH21-HY Condition: PEAK(UNII) 3m DRH18-E_LE2C03A18EN_240711 HORIZONTAL</p> <table border="1"> <thead> <tr> <th>Limit</th> <th>Read</th> <th>Ant</th> <th>Cable</th> <th>Preamp</th> <th>Aux</th> <th>APos</th> <th>TPos</th> <th>Remark</th> </tr> <tr> <th>Freq</th> <th>Level</th> <th>Line Margin</th> <th>Level Factor</th> <th>Loss Factor</th> <th>Factor</th> <th></th> <th></th> <th></th> </tr> <tr> <th>MHz</th> <th>dBuV/m</th> <th>dBuV/m</th> <th>dB</th> <th>dBuV</th> <th>dB/m</th> <th>dB</th> <th>dB</th> <th>dB</th> </tr> </thead> <tbody> <tr> <td>1 10360.00</td> <td>50.04</td> <td>68.20</td> <td>-18.16</td> <td>33.41</td> <td>37.36</td> <td>18.54</td> <td>39.72</td> <td>0.45</td> <td>-- -- PEAK</td> </tr> <tr> <td>2 15540.00</td> <td>52.22</td> <td>74.00</td> <td>-21.78</td> <td>33.83</td> <td>40.72</td> <td>22.79</td> <td>45.55</td> <td>0.43</td> <td>-- -- PEAK</td> </tr> <tr> <td>3 15540.00</td> <td>42.24</td> <td>54.00</td> <td>-11.76</td> <td>23.85</td> <td>40.72</td> <td>22.79</td> <td>45.55</td> <td>0.43</td> <td>-- -- AVERAGE</td> </tr> </tbody> </table>	Limit	Read	Ant	Cable	Preamp	Aux	APos	TPos	Remark	Freq	Level	Line Margin	Level Factor	Loss Factor	Factor				MHz	dBuV/m	dBuV/m	dB	dBuV	dB/m	dB	dB	dB	1 10360.00	50.04	68.20	-18.16	33.41	37.36	18.54	39.72	0.45	-- -- PEAK	2 15540.00	52.22	74.00	-21.78	33.83	40.72	22.79	45.55	0.43	-- -- PEAK	3 15540.00	42.24	54.00	-11.76	23.85	40.72	22.79	45.55	0.43	-- -- AVERAGE	<p>Site : 03CH21-HY Condition: PEAK(UNII) 3m DRH18-E_LE2C03A18EN_240711 VERTICAL</p> <table border="1"> <thead> <tr> <th>Limit</th> <th>Read</th> <th>Ant</th> <th>Cable</th> <th>Preamp</th> <th>Aux</th> <th>APos</th> <th>TPos</th> <th>Remark</th> </tr> <tr> <th>Freq</th> <th>Level</th> <th>Line Margin</th> <th>Level Factor</th> <th>Loss Factor</th> <th>Factor</th> <th></th> <th></th> <th></th> </tr> <tr> <th>MHz</th> <th>dBuV/m</th> <th>dBuV/m</th> <th>dB</th> <th>dBuV</th> <th>dB/m</th> <th>dB</th> <th>dB</th> <th>dB</th> </tr> </thead> <tbody> <tr> <td>1 10360.00</td> <td>49.29</td> <td>68.20</td> <td>-18.91</td> <td>32.66</td> <td>37.36</td> <td>18.54</td> <td>39.72</td> <td>0.45</td> <td>-- -- PEAK</td> </tr> <tr> <td>2 15540.00</td> <td>52.76</td> <td>74.00</td> <td>-21.24</td> <td>34.37</td> <td>40.72</td> <td>22.79</td> <td>45.55</td> <td>0.43</td> <td>-- -- PEAK</td> </tr> <tr> <td>3 15540.00</td> <td>42.65</td> <td>54.00</td> <td>-11.35</td> <td>24.26</td> <td>40.72</td> <td>22.79</td> <td>45.55</td> <td>0.43</td> <td>-- -- AVERAGE</td> </tr> </tbody> </table>	Limit	Read	Ant	Cable	Preamp	Aux	APos	TPos	Remark	Freq	Level	Line Margin	Level Factor	Loss Factor	Factor				MHz	dBuV/m	dBuV/m	dB	dBuV	dB/m	dB	dB	dB	1 10360.00	49.29	68.20	-18.91	32.66	37.36	18.54	39.72	0.45	-- -- PEAK	2 15540.00	52.76	74.00	-21.24	34.37	40.72	22.79	45.55	0.43	-- -- PEAK	3 15540.00	42.65	54.00	-11.35	24.26	40.72	22.79	45.55	0.43	-- -- AVERAGE
Limit	Read	Ant	Cable	Preamp	Aux	APos	TPos	Remark																																																																																																												
Freq	Level	Line Margin	Level Factor	Loss Factor	Factor																																																																																																															
MHz	dBuV/m	dBuV/m	dB	dBuV	dB/m	dB	dB	dB																																																																																																												
1 10360.00	50.04	68.20	-18.16	33.41	37.36	18.54	39.72	0.45	-- -- PEAK																																																																																																											
2 15540.00	52.22	74.00	-21.78	33.83	40.72	22.79	45.55	0.43	-- -- PEAK																																																																																																											
3 15540.00	42.24	54.00	-11.76	23.85	40.72	22.79	45.55	0.43	-- -- AVERAGE																																																																																																											
Limit	Read	Ant	Cable	Preamp	Aux	APos	TPos	Remark																																																																																																												
Freq	Level	Line Margin	Level Factor	Loss Factor	Factor																																																																																																															
MHz	dBuV/m	dBuV/m	dB	dBuV	dB/m	dB	dB	dB																																																																																																												
1 10360.00	49.29	68.20	-18.91	32.66	37.36	18.54	39.72	0.45	-- -- PEAK																																																																																																											
2 15540.00	52.76	74.00	-21.24	34.37	40.72	22.79	45.55	0.43	-- -- PEAK																																																																																																											
3 15540.00	42.65	54.00	-11.35	24.26	40.72	22.79	45.55	0.43	-- -- AVERAGE																																																																																																											



Mode	7	
	Harmonic	
	U-NII-1_5.15-5.25_802.11ax HE20_CH36_5180MHz	
ANT	1+2	
Pol.	Horizontal	Vertical
10.6G ~18G Avg	<p>Site : 03CH21-HY Condition: AVG_54 3m DRH18-E_LE2C03A18EN_240711 HORIZONTAL</p>	<p>Site : 03CH21-HY Condition: AVG_54 3m DRH18-E_LE2C03A18EN_240711 VERTICAL</p>



Mode	8																																																																													
	Band Edge - L																																																																													
	U-NII-1_5.15-5.25_802.11ax HE20_CH44_5220MHz																																																																													
ANT	1+2																																																																													
Pol.	Horizontal	Fundamental																																																																												
Peak	 <p>Site : 03CH21-HY Condition: PEAK_BE_74 3m DRH18-E_LE2C03A18EN_240711 HORIZONTAL : RBW:1000.000kHz VBW:3000.000kHz SWT:Auto</p> <table border="1"> <thead> <tr> <th>Limit</th> <th>Read</th> <th>Ant</th> <th>Cable</th> <th>Preamp</th> <th>Aux</th> <th>APos</th> <th>TPos</th> <th>Remark</th> </tr> <tr> <th>Freq</th> <th>Level</th> <th>Line Margin</th> <th>Level Factor</th> <th>Loss Factor</th> <th>Loss Factor</th> <th>Factor</th> <th>Factor</th> <th></th> </tr> <tr> <th>MHz</th> <th>dBuV/m</th> <th>dBuV/m</th> <th>dB</th> <th>dBuV</th> <th>dB/m</th> <th>dB</th> <th>dB</th> <th>cm</th> <th>deg</th> </tr> </thead> <tbody> <tr> <td>1 5004.18</td> <td>50.94</td> <td>74.00</td> <td>-23.06</td> <td>39.28</td> <td>32.78</td> <td>12.86</td> <td>33.98</td> <td>0.00</td> <td>139 335 PEAK</td> </tr> </tbody> </table>	Limit	Read	Ant	Cable	Preamp	Aux	APos	TPos	Remark	Freq	Level	Line Margin	Level Factor	Loss Factor	Loss Factor	Factor	Factor		MHz	dBuV/m	dBuV/m	dB	dBuV	dB/m	dB	dB	cm	deg	1 5004.18	50.94	74.00	-23.06	39.28	32.78	12.86	33.98	0.00	139 335 PEAK	 <p>Site : 03CH21-HY Condition: PEAK(UNII) 3m DRH18-E_LE2C03A18EN_240711 HORIZONTAL : RBW:1000.000kHz VBW:3000.000kHz SWT:Auto</p> <table border="1"> <thead> <tr> <th>Limit</th> <th>Read</th> <th>Ant</th> <th>Cable</th> <th>Preamp</th> <th>Aux</th> <th>APos</th> <th>TPos</th> <th>Remark</th> </tr> <tr> <th>Freq</th> <th>Level</th> <th>Line Margin</th> <th>Level Factor</th> <th>Loss Factor</th> <th>Loss Factor</th> <th>Factor</th> <th>Factor</th> <th></th> </tr> <tr> <th>MHz</th> <th>dBuV/m</th> <th>dBuV/m</th> <th>dB</th> <th>dBuV</th> <th>dB/m</th> <th>dB</th> <th>dB</th> <th>cm</th> <th>deg</th> </tr> </thead> <tbody> <tr> <td>1 5220.00</td> <td>104.84</td> <td>-----</td> <td>-----</td> <td>93.54</td> <td>32.53</td> <td>13.11</td> <td>34.34</td> <td>0.00</td> <td>139 335 PEAK</td> </tr> </tbody> </table>	Limit	Read	Ant	Cable	Preamp	Aux	APos	TPos	Remark	Freq	Level	Line Margin	Level Factor	Loss Factor	Loss Factor	Factor	Factor		MHz	dBuV/m	dBuV/m	dB	dBuV	dB/m	dB	dB	cm	deg	1 5220.00	104.84	-----	-----	93.54	32.53	13.11	34.34	0.00	139 335 PEAK
Limit	Read	Ant	Cable	Preamp	Aux	APos	TPos	Remark																																																																						
Freq	Level	Line Margin	Level Factor	Loss Factor	Loss Factor	Factor	Factor																																																																							
MHz	dBuV/m	dBuV/m	dB	dBuV	dB/m	dB	dB	cm	deg																																																																					
1 5004.18	50.94	74.00	-23.06	39.28	32.78	12.86	33.98	0.00	139 335 PEAK																																																																					
Limit	Read	Ant	Cable	Preamp	Aux	APos	TPos	Remark																																																																						
Freq	Level	Line Margin	Level Factor	Loss Factor	Loss Factor	Factor	Factor																																																																							
MHz	dBuV/m	dBuV/m	dB	dBuV	dB/m	dB	dB	cm	deg																																																																					
1 5220.00	104.84	-----	-----	93.54	32.53	13.11	34.34	0.00	139 335 PEAK																																																																					
Avg	 <p>Site : 03CH21-HY Condition: AVG_BE_54 3m DRH18-E_LE2C03A18EN_240711 HORIZONTAL : RBW:1000.000kHz VBW:0.200kHz SWT:Auto</p> <table border="1"> <thead> <tr> <th>Limit</th> <th>Read</th> <th>Ant</th> <th>Cable</th> <th>Preamp</th> <th>Aux</th> <th>APos</th> <th>TPos</th> <th>Remark</th> </tr> <tr> <th>Freq</th> <th>Level</th> <th>Line Margin</th> <th>Level Factor</th> <th>Loss Factor</th> <th>Loss Factor</th> <th>Factor</th> <th>Factor</th> <th></th> </tr> <tr> <th>MHz</th> <th>dBuV/m</th> <th>dBuV/m</th> <th>dB</th> <th>dBuV</th> <th>dB/m</th> <th>dB</th> <th>dB</th> <th>cm</th> <th>deg</th> </tr> </thead> <tbody> <tr> <td>1 5088.00</td> <td>41.47</td> <td>54.00</td> <td>-12.53</td> <td>30.03</td> <td>32.60</td> <td>12.96</td> <td>34.12</td> <td>0.00</td> <td>139 335 AVERAGE</td> </tr> </tbody> </table>	Limit	Read	Ant	Cable	Preamp	Aux	APos	TPos	Remark	Freq	Level	Line Margin	Level Factor	Loss Factor	Loss Factor	Factor	Factor		MHz	dBuV/m	dBuV/m	dB	dBuV	dB/m	dB	dB	cm	deg	1 5088.00	41.47	54.00	-12.53	30.03	32.60	12.96	34.12	0.00	139 335 AVERAGE	 <p>Site : 03CH21-HY Condition: AVG_54 3m DRH18-E_LE2C03A18EN_240711 HORIZONTAL : RBW:1000.000kHz VBW:0.200kHz SWT:Auto</p> <table border="1"> <thead> <tr> <th>Limit</th> <th>Read</th> <th>Ant</th> <th>Cable</th> <th>Preamp</th> <th>Aux</th> <th>APos</th> <th>TPos</th> <th>Remark</th> </tr> <tr> <th>Freq</th> <th>Level</th> <th>Line Margin</th> <th>Level Factor</th> <th>Loss Factor</th> <th>Loss Factor</th> <th>Factor</th> <th>Factor</th> <th></th> </tr> <tr> <th>MHz</th> <th>dBuV/m</th> <th>dBuV/m</th> <th>dB</th> <th>dBuV</th> <th>dB/m</th> <th>dB</th> <th>dB</th> <th>cm</th> <th>deg</th> </tr> </thead> <tbody> <tr> <td>1 5220.00</td> <td>97.53</td> <td>-----</td> <td>-----</td> <td>86.23</td> <td>32.53</td> <td>13.11</td> <td>34.34</td> <td>0.00</td> <td>139 335 AVERAGE</td> </tr> </tbody> </table>	Limit	Read	Ant	Cable	Preamp	Aux	APos	TPos	Remark	Freq	Level	Line Margin	Level Factor	Loss Factor	Loss Factor	Factor	Factor		MHz	dBuV/m	dBuV/m	dB	dBuV	dB/m	dB	dB	cm	deg	1 5220.00	97.53	-----	-----	86.23	32.53	13.11	34.34	0.00	139 335 AVERAGE
Limit	Read	Ant	Cable	Preamp	Aux	APos	TPos	Remark																																																																						
Freq	Level	Line Margin	Level Factor	Loss Factor	Loss Factor	Factor	Factor																																																																							
MHz	dBuV/m	dBuV/m	dB	dBuV	dB/m	dB	dB	cm	deg																																																																					
1 5088.00	41.47	54.00	-12.53	30.03	32.60	12.96	34.12	0.00	139 335 AVERAGE																																																																					
Limit	Read	Ant	Cable	Preamp	Aux	APos	TPos	Remark																																																																						
Freq	Level	Line Margin	Level Factor	Loss Factor	Loss Factor	Factor	Factor																																																																							
MHz	dBuV/m	dBuV/m	dB	dBuV	dB/m	dB	dB	cm	deg																																																																					
1 5220.00	97.53	-----	-----	86.23	32.53	13.11	34.34	0.00	139 335 AVERAGE																																																																					

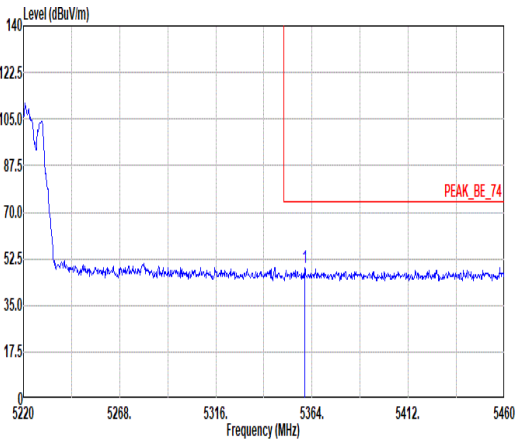
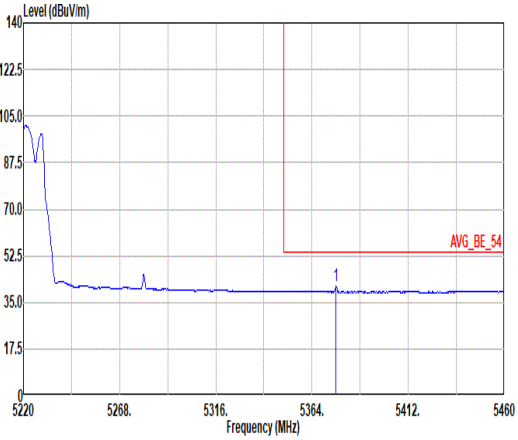


Mode	8																																														
	Band Edge - R																																														
	U-NII-1_5.15-5.25_802.11ax HE20_CH44_5220MHz																																														
ANT	1+2																																														
Pol.	Horizontal	Fundamental																																													
Peak	<p>Site : 03CH21-HY Condition: PEAK_BE_74 3m DRH18-E_LE2C03A18EN_240711 HORIZONTAL : RBW:1000.000kHz VBW:3000.000kHz SNT:Auto</p> <table border="1"> <thead> <tr> <th>Limit</th> <th>Read</th> <th>Ant</th> <th>Cable</th> <th>Preamp</th> <th>Aux</th> <th>APos</th> <th>TPos</th> <th>Remark</th> </tr> <tr> <th>Freq</th> <th>Level</th> <th>Line</th> <th>Margin</th> <th>Level</th> <th>Factor</th> <th>Loss</th> <th>Factor</th> <th>Factor</th> </tr> <tr> <th>MHz</th> <th>dBuV/m</th> <th>dBuV/m</th> <th>dB</th> <th>dBuV</th> <th>dB/m</th> <th>dB</th> <th>dB</th> <th>cm</th> </tr> </thead> <tbody> <tr> <td>1 5458.56</td> <td>47.96</td> <td>74.00</td> <td>-26.04</td> <td>36.98</td> <td>32.35</td> <td>13.39</td> <td>34.76</td> <td>0.00</td> </tr> <tr> <td></td> <td></td> <td></td> <td></td> <td></td> <td></td> <td></td> <td></td> <td>139 335 PEAK</td> </tr> </tbody> </table>	Limit	Read	Ant	Cable	Preamp	Aux	APos	TPos	Remark	Freq	Level	Line	Margin	Level	Factor	Loss	Factor	Factor	MHz	dBuV/m	dBuV/m	dB	dBuV	dB/m	dB	dB	cm	1 5458.56	47.96	74.00	-26.04	36.98	32.35	13.39	34.76	0.00									139 335 PEAK	Blank
Limit	Read	Ant	Cable	Preamp	Aux	APos	TPos	Remark																																							
Freq	Level	Line	Margin	Level	Factor	Loss	Factor	Factor																																							
MHz	dBuV/m	dBuV/m	dB	dBuV	dB/m	dB	dB	cm																																							
1 5458.56	47.96	74.00	-26.04	36.98	32.35	13.39	34.76	0.00																																							
								139 335 PEAK																																							
Avg	<p>Site : 03CH21-HY Condition: AVG_BE_54 3m DRH18-E_LE2C03A18EN_240711 HORIZONTAL : RBW:1000.000kHz VBW:0.200kHz SNT:Auto</p> <table border="1"> <thead> <tr> <th>Limit</th> <th>Read</th> <th>Ant</th> <th>Cable</th> <th>Preamp</th> <th>Aux</th> <th>APos</th> <th>TPos</th> <th>Remark</th> </tr> <tr> <th>Freq</th> <th>Level</th> <th>Line</th> <th>Margin</th> <th>Level</th> <th>Factor</th> <th>Loss</th> <th>Factor</th> <th>Factor</th> </tr> <tr> <th>MHz</th> <th>dBuV/m</th> <th>dBuV/m</th> <th>dB</th> <th>dBuV</th> <th>dB/m</th> <th>dB</th> <th>dB</th> <th>cm</th> </tr> </thead> <tbody> <tr> <td>1 5376.00</td> <td>39.82</td> <td>54.00</td> <td>-14.18</td> <td>28.90</td> <td>32.25</td> <td>13.29</td> <td>34.62</td> <td>0.00</td> </tr> <tr> <td></td> <td></td> <td></td> <td></td> <td></td> <td></td> <td></td> <td></td> <td>139 335 AVERAGE</td> </tr> </tbody> </table>	Limit	Read	Ant	Cable	Preamp	Aux	APos	TPos	Remark	Freq	Level	Line	Margin	Level	Factor	Loss	Factor	Factor	MHz	dBuV/m	dBuV/m	dB	dBuV	dB/m	dB	dB	cm	1 5376.00	39.82	54.00	-14.18	28.90	32.25	13.29	34.62	0.00									139 335 AVERAGE	Blank
Limit	Read	Ant	Cable	Preamp	Aux	APos	TPos	Remark																																							
Freq	Level	Line	Margin	Level	Factor	Loss	Factor	Factor																																							
MHz	dBuV/m	dBuV/m	dB	dBuV	dB/m	dB	dB	cm																																							
1 5376.00	39.82	54.00	-14.18	28.90	32.25	13.29	34.62	0.00																																							
								139 335 AVERAGE																																							



8																																							
Mode	Band Edge - L																																						
U-NII-1_5.15-5.25_802.11ax HE20_CH44_5220MHz																																							
ANT	1+2																																						
Pol.	Vertical																																						
Peak	<p>Site : 03CH21-HY Condition: PEAK_BE_74 3m DRH18-E_LE2C03A18EN_240711 VERTICAL : RBW:1000.000kHz VBW:3000.000kHz SWT:Auto</p> <table border="1"> <thead> <tr> <th>Limit</th> <th>Read</th> <th>Ant</th> <th>Cable</th> <th>Preamp</th> <th>Aux</th> <th>APos</th> <th>TPos</th> <th>Remark</th> </tr> <tr> <th>Freq</th> <th>Level</th> <th>Line Margin</th> <th>Level Factor</th> <th>Loss Factor</th> <th>Factor</th> <th></th> <th></th> <th></th> </tr> <tr> <th>MHz</th> <th>dBuV/m</th> <th>dBuV/m</th> <th>dB</th> <th>dBuV</th> <th>dB/m</th> <th>dB</th> <th>dB</th> <th>cm</th> <th>deg</th> </tr> </thead> <tbody> <tr> <td>1 5042.68</td> <td>51.21</td> <td>74.00</td> <td>-22.79</td> <td>39.71</td> <td>32.63</td> <td>12.91</td> <td>34.04</td> <td>0.00</td> <td>108 234 PEAK</td> </tr> </tbody> </table>	Limit	Read	Ant	Cable	Preamp	Aux	APos	TPos	Remark	Freq	Level	Line Margin	Level Factor	Loss Factor	Factor				MHz	dBuV/m	dBuV/m	dB	dBuV	dB/m	dB	dB	cm	deg	1 5042.68	51.21	74.00	-22.79	39.71	32.63	12.91	34.04	0.00	108 234 PEAK
Limit	Read	Ant	Cable	Preamp	Aux	APos	TPos	Remark																															
Freq	Level	Line Margin	Level Factor	Loss Factor	Factor																																		
MHz	dBuV/m	dBuV/m	dB	dBuV	dB/m	dB	dB	cm	deg																														
1 5042.68	51.21	74.00	-22.79	39.71	32.63	12.91	34.04	0.00	108 234 PEAK																														
Peak	<p>Site : 03CH21-HY Condition: PEAK(UNII) 3m DRH18-E_LE2C03A18EN_240711 VERTICAL : RBW:1000.000kHz VBW:3000.000kHz SWT:Auto</p> <table border="1"> <thead> <tr> <th>Limit</th> <th>Read</th> <th>Ant</th> <th>Cable</th> <th>Preamp</th> <th>Aux</th> <th>APos</th> <th>TPos</th> <th>Remark</th> </tr> <tr> <th>Freq</th> <th>Level</th> <th>Line Margin</th> <th>Level Factor</th> <th>Loss Factor</th> <th>Factor</th> <th></th> <th></th> <th></th> </tr> <tr> <th>MHz</th> <th>dBuV/m</th> <th>dBuV/m</th> <th>dB</th> <th>dBuV</th> <th>dB/m</th> <th>dB</th> <th>dB</th> <th>cm</th> <th>deg</th> </tr> </thead> <tbody> <tr> <td>1 5220.00</td> <td>108.63</td> <td>-----</td> <td>-----</td> <td>97.31</td> <td>32.55</td> <td>13.10</td> <td>34.33</td> <td>0.00</td> <td>108 234 PEAK</td> </tr> </tbody> </table>	Limit	Read	Ant	Cable	Preamp	Aux	APos	TPos	Remark	Freq	Level	Line Margin	Level Factor	Loss Factor	Factor				MHz	dBuV/m	dBuV/m	dB	dBuV	dB/m	dB	dB	cm	deg	1 5220.00	108.63	-----	-----	97.31	32.55	13.10	34.33	0.00	108 234 PEAK
Limit	Read	Ant	Cable	Preamp	Aux	APos	TPos	Remark																															
Freq	Level	Line Margin	Level Factor	Loss Factor	Factor																																		
MHz	dBuV/m	dBuV/m	dB	dBuV	dB/m	dB	dB	cm	deg																														
1 5220.00	108.63	-----	-----	97.31	32.55	13.10	34.33	0.00	108 234 PEAK																														
Avg	<p>Site : 03CH21-HY Condition: AVG_BE_54 3m DRH18-E_LE2C03A18EN_240711 VERTICAL : RBW:1000.000kHz VBW:0.200kHz SWT:Auto</p> <table border="1"> <thead> <tr> <th>Limit</th> <th>Read</th> <th>Ant</th> <th>Cable</th> <th>Preamp</th> <th>Aux</th> <th>APos</th> <th>TPos</th> <th>Remark</th> </tr> <tr> <th>Freq</th> <th>Level</th> <th>Line Margin</th> <th>Level Factor</th> <th>Loss Factor</th> <th>Factor</th> <th></th> <th></th> <th></th> </tr> <tr> <th>MHz</th> <th>dBuV/m</th> <th>dBuV/m</th> <th>dB</th> <th>dBuV</th> <th>dB/m</th> <th>dB</th> <th>dB</th> <th>cm</th> <th>deg</th> </tr> </thead> <tbody> <tr> <td>1 5088.00</td> <td>43.42</td> <td>54.00</td> <td>-10.58</td> <td>31.98</td> <td>32.60</td> <td>12.96</td> <td>34.12</td> <td>0.00</td> <td>108 234 AVERAGE</td> </tr> </tbody> </table>	Limit	Read	Ant	Cable	Preamp	Aux	APos	TPos	Remark	Freq	Level	Line Margin	Level Factor	Loss Factor	Factor				MHz	dBuV/m	dBuV/m	dB	dBuV	dB/m	dB	dB	cm	deg	1 5088.00	43.42	54.00	-10.58	31.98	32.60	12.96	34.12	0.00	108 234 AVERAGE
Limit	Read	Ant	Cable	Preamp	Aux	APos	TPos	Remark																															
Freq	Level	Line Margin	Level Factor	Loss Factor	Factor																																		
MHz	dBuV/m	dBuV/m	dB	dBuV	dB/m	dB	dB	cm	deg																														
1 5088.00	43.42	54.00	-10.58	31.98	32.60	12.96	34.12	0.00	108 234 AVERAGE																														
Avg	<p>Site : 03CH21-HY Condition: AVG_54 3m DRH18-E_LE2C03A18EN_240711 VERTICAL : RBW:1000.000kHz VBW:0.200kHz SWT:Auto</p> <table border="1"> <thead> <tr> <th>Limit</th> <th>Read</th> <th>Ant</th> <th>Cable</th> <th>Preamp</th> <th>Aux</th> <th>APos</th> <th>TPos</th> <th>Remark</th> </tr> <tr> <th>Freq</th> <th>Level</th> <th>Line Margin</th> <th>Level Factor</th> <th>Loss Factor</th> <th>Factor</th> <th></th> <th></th> <th></th> </tr> <tr> <th>MHz</th> <th>dBuV/m</th> <th>dBuV/m</th> <th>dB</th> <th>dBuV</th> <th>dB/m</th> <th>dB</th> <th>dB</th> <th>cm</th> <th>deg</th> </tr> </thead> <tbody> <tr> <td>1 5220.00</td> <td>102.72</td> <td>-----</td> <td>-----</td> <td>91.46</td> <td>32.50</td> <td>13.12</td> <td>34.36</td> <td>0.00</td> <td>108 234 AVERAGE</td> </tr> </tbody> </table>	Limit	Read	Ant	Cable	Preamp	Aux	APos	TPos	Remark	Freq	Level	Line Margin	Level Factor	Loss Factor	Factor				MHz	dBuV/m	dBuV/m	dB	dBuV	dB/m	dB	dB	cm	deg	1 5220.00	102.72	-----	-----	91.46	32.50	13.12	34.36	0.00	108 234 AVERAGE
Limit	Read	Ant	Cable	Preamp	Aux	APos	TPos	Remark																															
Freq	Level	Line Margin	Level Factor	Loss Factor	Factor																																		
MHz	dBuV/m	dBuV/m	dB	dBuV	dB/m	dB	dB	cm	deg																														
1 5220.00	102.72	-----	-----	91.46	32.50	13.12	34.36	0.00	108 234 AVERAGE																														



Mode	8																																							
	Band Edge - R																																							
	U-NII-1_5.15-5.25_802.11ax HE20_CH44_5220MHz																																							
ANT	1+2																																							
Pol.	Vertical	Fundamental																																						
Peak	 <p>Site : 03CH21-HY Condition: PEAK_BE_74 3m DRH18-E_LE2C03A18EN_240711 VERTICAL : RBW:1000.000kHz VBW:3000.000kHz SNT:Auto</p> <table border="1"> <thead> <tr> <th>Limit</th> <th>Read</th> <th>Ant</th> <th>Cable</th> <th>Preamp</th> <th>Aux</th> <th>APos</th> <th>TPos</th> <th>Remark</th> </tr> <tr> <th>Freq</th> <th>Level</th> <th>Line</th> <th>Margin</th> <th>Level</th> <th>Factor</th> <th>Loss</th> <th>Factor</th> <th>Factor</th> </tr> <tr> <th>MHz</th> <th>dBuV/m</th> <th>dBuV/m</th> <th>dB</th> <th>dBuV</th> <th>dB/m</th> <th>dB</th> <th>dB</th> <th>cm</th> <th>deg</th> </tr> </thead> <tbody> <tr> <td>1 5360.40</td> <td>49.04</td> <td>74.00</td> <td>-24.96</td> <td>38.08</td> <td>32.28</td> <td>13.27</td> <td>34.59</td> <td>0.00</td> <td>108 234 PEAK</td> </tr> </tbody> </table>	Limit	Read	Ant	Cable	Preamp	Aux	APos	TPos	Remark	Freq	Level	Line	Margin	Level	Factor	Loss	Factor	Factor	MHz	dBuV/m	dBuV/m	dB	dBuV	dB/m	dB	dB	cm	deg	1 5360.40	49.04	74.00	-24.96	38.08	32.28	13.27	34.59	0.00	108 234 PEAK	Blank
Limit	Read	Ant	Cable	Preamp	Aux	APos	TPos	Remark																																
Freq	Level	Line	Margin	Level	Factor	Loss	Factor	Factor																																
MHz	dBuV/m	dBuV/m	dB	dBuV	dB/m	dB	dB	cm	deg																															
1 5360.40	49.04	74.00	-24.96	38.08	32.28	13.27	34.59	0.00	108 234 PEAK																															
Avg	 <p>Site : 03CH21-HY Condition: AVG_BE_54 3m DRH18-E_LE2C03A18EN_240711 VERTICAL : RBW:1000.000kHz VBW:0.200kHz SNT:Auto</p> <table border="1"> <thead> <tr> <th>Limit</th> <th>Read</th> <th>Ant</th> <th>Cable</th> <th>Preamp</th> <th>Aux</th> <th>APos</th> <th>TPos</th> <th>Remark</th> </tr> <tr> <th>Freq</th> <th>Level</th> <th>Line</th> <th>Margin</th> <th>Level</th> <th>Factor</th> <th>Loss</th> <th>Factor</th> <th>Factor</th> </tr> <tr> <th>MHz</th> <th>dBuV/m</th> <th>dBuV/m</th> <th>dB</th> <th>dBuV</th> <th>dB/m</th> <th>dB</th> <th>dB</th> <th>cm</th> <th>deg</th> </tr> </thead> <tbody> <tr> <td>1 5376.00</td> <td>41.10</td> <td>54.00</td> <td>-12.90</td> <td>30.18</td> <td>32.25</td> <td>13.29</td> <td>34.62</td> <td>0.00</td> <td>108 234 AVERAGE</td> </tr> </tbody> </table>	Limit	Read	Ant	Cable	Preamp	Aux	APos	TPos	Remark	Freq	Level	Line	Margin	Level	Factor	Loss	Factor	Factor	MHz	dBuV/m	dBuV/m	dB	dBuV	dB/m	dB	dB	cm	deg	1 5376.00	41.10	54.00	-12.90	30.18	32.25	13.29	34.62	0.00	108 234 AVERAGE	Blank
Limit	Read	Ant	Cable	Preamp	Aux	APos	TPos	Remark																																
Freq	Level	Line	Margin	Level	Factor	Loss	Factor	Factor																																
MHz	dBuV/m	dBuV/m	dB	dBuV	dB/m	dB	dB	cm	deg																															
1 5376.00	41.10	54.00	-12.90	30.18	32.25	13.29	34.62	0.00	108 234 AVERAGE																															



Mode	8																																																																																																																																															
	Harmonic																																																																																																																																															
	U-NII-1_5.15-5.25_802.11ax HE20_CH44_5220MHz																																																																																																																																															
ANT	1+2																																																																																																																																															
Pol.	Horizontal	Vertical																																																																																																																																														
Peak Avg	<p>Site : 03CH21-HY Condition: PEAK(UNII) 3m DRH18-E_LE2C03A18EN_240711 HORIZONTAL</p> <table border="1"> <thead> <tr> <th></th> <th>Limit</th> <th>Read</th> <th>Ant</th> <th>Cable</th> <th>Preamp</th> <th>Aux</th> <th>APos</th> <th>TPos</th> <th>Remark</th> </tr> <tr> <th>Freq</th> <th>Level</th> <th>Line Margin</th> <th>Level</th> <th>Factor</th> <th>Loss Factor</th> <th>Factor</th> <th></th> <th></th> <th></th> </tr> <tr> <th></th> <th>MHz</th> <th>dBuV/m</th> <th>dBuV/m</th> <th>dB</th> <th>dBuV</th> <th>dB/m</th> <th>dB</th> <th>dB</th> <th>dB</th> <th>cm</th> <th>deg</th> </tr> </thead> <tbody> <tr> <td>1</td> <td>10440.00</td> <td>48.36</td> <td>68.20</td> <td>-19.84</td> <td>31.94</td> <td>37.20</td> <td>18.61</td> <td>39.84</td> <td>0.45</td> <td>--</td> <td>--</td> <td>PEAK</td> </tr> <tr> <td>2</td> <td>15660.00</td> <td>52.80</td> <td>74.00</td> <td>-21.20</td> <td>34.72</td> <td>40.52</td> <td>22.88</td> <td>45.75</td> <td>0.43</td> <td>--</td> <td>--</td> <td>PEAK</td> </tr> <tr> <td>3</td> <td>15660.00</td> <td>42.74</td> <td>54.00</td> <td>-11.26</td> <td>24.66</td> <td>40.52</td> <td>22.88</td> <td>45.75</td> <td>0.43</td> <td>--</td> <td>--</td> <td>AVERAGE</td> </tr> </tbody> </table>		Limit	Read	Ant	Cable	Preamp	Aux	APos	TPos	Remark	Freq	Level	Line Margin	Level	Factor	Loss Factor	Factor					MHz	dBuV/m	dBuV/m	dB	dBuV	dB/m	dB	dB	dB	cm	deg	1	10440.00	48.36	68.20	-19.84	31.94	37.20	18.61	39.84	0.45	--	--	PEAK	2	15660.00	52.80	74.00	-21.20	34.72	40.52	22.88	45.75	0.43	--	--	PEAK	3	15660.00	42.74	54.00	-11.26	24.66	40.52	22.88	45.75	0.43	--	--	AVERAGE	<p>Site : 03CH21-HY Condition: PEAK(UNII) 3m DRH18-E_LE2C03A18EN_240711 VERTICAL</p> <table border="1"> <thead> <tr> <th></th> <th>Limit</th> <th>Read</th> <th>Ant</th> <th>Cable</th> <th>Preamp</th> <th>Aux</th> <th>APos</th> <th>TPos</th> <th>Remark</th> </tr> <tr> <th>Freq</th> <th>Level</th> <th>Line Margin</th> <th>Level</th> <th>Factor</th> <th>Loss Factor</th> <th>Factor</th> <th></th> <th></th> <th></th> </tr> <tr> <th></th> <th>MHz</th> <th>dBuV/m</th> <th>dBuV/m</th> <th>dB</th> <th>dBuV</th> <th>dB/m</th> <th>dB</th> <th>dB</th> <th>dB</th> <th>cm</th> <th>deg</th> </tr> </thead> <tbody> <tr> <td>1</td> <td>10440.00</td> <td>48.60</td> <td>68.20</td> <td>-19.60</td> <td>32.18</td> <td>37.20</td> <td>18.61</td> <td>39.84</td> <td>0.45</td> <td>--</td> <td>--</td> <td>PEAK</td> </tr> <tr> <td>2</td> <td>15660.00</td> <td>53.17</td> <td>74.00</td> <td>-20.83</td> <td>35.09</td> <td>40.52</td> <td>22.88</td> <td>45.75</td> <td>0.43</td> <td>--</td> <td>--</td> <td>PEAK</td> </tr> <tr> <td>3</td> <td>15660.00</td> <td>43.04</td> <td>54.00</td> <td>-10.96</td> <td>24.96</td> <td>40.52</td> <td>22.88</td> <td>45.75</td> <td>0.43</td> <td>--</td> <td>--</td> <td>AVERAGE</td> </tr> </tbody> </table>		Limit	Read	Ant	Cable	Preamp	Aux	APos	TPos	Remark	Freq	Level	Line Margin	Level	Factor	Loss Factor	Factor					MHz	dBuV/m	dBuV/m	dB	dBuV	dB/m	dB	dB	dB	cm	deg	1	10440.00	48.60	68.20	-19.60	32.18	37.20	18.61	39.84	0.45	--	--	PEAK	2	15660.00	53.17	74.00	-20.83	35.09	40.52	22.88	45.75	0.43	--	--	PEAK	3	15660.00	43.04	54.00	-10.96	24.96	40.52	22.88	45.75	0.43	--	--	AVERAGE
		Limit	Read	Ant	Cable	Preamp	Aux	APos	TPos	Remark																																																																																																																																						
Freq	Level	Line Margin	Level	Factor	Loss Factor	Factor																																																																																																																																										
	MHz	dBuV/m	dBuV/m	dB	dBuV	dB/m	dB	dB	dB	cm	deg																																																																																																																																					
1	10440.00	48.36	68.20	-19.84	31.94	37.20	18.61	39.84	0.45	--	--	PEAK																																																																																																																																				
2	15660.00	52.80	74.00	-21.20	34.72	40.52	22.88	45.75	0.43	--	--	PEAK																																																																																																																																				
3	15660.00	42.74	54.00	-11.26	24.66	40.52	22.88	45.75	0.43	--	--	AVERAGE																																																																																																																																				
	Limit	Read	Ant	Cable	Preamp	Aux	APos	TPos	Remark																																																																																																																																							
Freq	Level	Line Margin	Level	Factor	Loss Factor	Factor																																																																																																																																										
	MHz	dBuV/m	dBuV/m	dB	dBuV	dB/m	dB	dB	dB	cm	deg																																																																																																																																					
1	10440.00	48.60	68.20	-19.60	32.18	37.20	18.61	39.84	0.45	--	--	PEAK																																																																																																																																				
2	15660.00	53.17	74.00	-20.83	35.09	40.52	22.88	45.75	0.43	--	--	PEAK																																																																																																																																				
3	15660.00	43.04	54.00	-10.96	24.96	40.52	22.88	45.75	0.43	--	--	AVERAGE																																																																																																																																				



Mode	8	
	Harmonic	
	U-NII-1_5.15-5.25_802.11ax HE20_CH44_5220MHz	
ANT	1+2	
Pol.	Horizontal	Vertical
10.6G ~18G Avg	<p>Site : 03CH21-HY Condition: AVG_54 3m DRH18-E_LE2C03A18EN_240711 HORIZONTAL</p>	<p>Site : 03CH21-HY Condition: AVG_54 3m DRH18-E_LE2C03A18EN_240711 VERTICAL</p>



Mode	9																																																																													
	Band Edge - L																																																																													
	U-NII-1_5.15-5.25_802.11ax HE20_CH48_5240MHz																																																																													
ANT	1+2																																																																													
Pol.	Horizontal	Fundamental																																																																												
Peak	<p>Site : 03CH21-HY Condition: PEAK_BE_74 3m DRH18-E_LE2C03A18EN_240711 HORIZONTAL : RBW:1000.000kHz VBW:3000.000kHz SWT:Auto</p> <table border="1"> <thead> <tr> <th>Limit</th> <th>Read</th> <th>Ant</th> <th>Cable</th> <th>Preamp</th> <th>Aux</th> <th>APos</th> <th>TPos</th> <th>Remark</th> </tr> <tr> <th>Freq</th> <th>Level</th> <th>Line</th> <th>Margin</th> <th>Level</th> <th>Factor</th> <th>Loss</th> <th>Factor</th> <th>Factor</th> </tr> <tr> <th>MHz</th> <th>dBuV/m</th> <th>dBuV/m</th> <th>dB</th> <th>dBuV</th> <th>dB/m</th> <th>dB</th> <th>dB</th> <th>cm</th> <th>deg</th> </tr> </thead> <tbody> <tr> <td>1 5083.84</td> <td>51.26</td> <td>74.00</td> <td>-22.74</td> <td>39.73</td> <td>32.66</td> <td>12.90</td> <td>34.03</td> <td>0.00</td> <td>129 336 PEAK</td> </tr> </tbody> </table>	Limit	Read	Ant	Cable	Preamp	Aux	APos	TPos	Remark	Freq	Level	Line	Margin	Level	Factor	Loss	Factor	Factor	MHz	dBuV/m	dBuV/m	dB	dBuV	dB/m	dB	dB	cm	deg	1 5083.84	51.26	74.00	-22.74	39.73	32.66	12.90	34.03	0.00	129 336 PEAK	<p>Site : 03CH21-HY Condition: PEAK(UNII) 3m DRH18-E_LE2C03A18EN_240711 HORIZONTAL : RBW:1000.000kHz VBW:3000.000kHz SWT:Auto</p> <table border="1"> <thead> <tr> <th>Limit</th> <th>Read</th> <th>Ant</th> <th>Cable</th> <th>Preamp</th> <th>Aux</th> <th>APos</th> <th>TPos</th> <th>Remark</th> </tr> <tr> <th>Freq</th> <th>Level</th> <th>Line</th> <th>Margin</th> <th>Level</th> <th>Factor</th> <th>Loss</th> <th>Factor</th> <th>Factor</th> </tr> <tr> <th>MHz</th> <th>dBuV/m</th> <th>dBuV/m</th> <th>dB</th> <th>dBuV</th> <th>dB/m</th> <th>dB</th> <th>dB</th> <th>cm</th> <th>deg</th> </tr> </thead> <tbody> <tr> <td>1 5240.00</td> <td>104.08</td> <td>-----</td> <td>-----</td> <td>92.90</td> <td>32.43</td> <td>13.14</td> <td>34.39</td> <td>0.00</td> <td>129 336 PEAK</td> </tr> </tbody> </table>	Limit	Read	Ant	Cable	Preamp	Aux	APos	TPos	Remark	Freq	Level	Line	Margin	Level	Factor	Loss	Factor	Factor	MHz	dBuV/m	dBuV/m	dB	dBuV	dB/m	dB	dB	cm	deg	1 5240.00	104.08	-----	-----	92.90	32.43	13.14	34.39	0.00	129 336 PEAK
Limit	Read	Ant	Cable	Preamp	Aux	APos	TPos	Remark																																																																						
Freq	Level	Line	Margin	Level	Factor	Loss	Factor	Factor																																																																						
MHz	dBuV/m	dBuV/m	dB	dBuV	dB/m	dB	dB	cm	deg																																																																					
1 5083.84	51.26	74.00	-22.74	39.73	32.66	12.90	34.03	0.00	129 336 PEAK																																																																					
Limit	Read	Ant	Cable	Preamp	Aux	APos	TPos	Remark																																																																						
Freq	Level	Line	Margin	Level	Factor	Loss	Factor	Factor																																																																						
MHz	dBuV/m	dBuV/m	dB	dBuV	dB/m	dB	dB	cm	deg																																																																					
1 5240.00	104.08	-----	-----	92.90	32.43	13.14	34.39	0.00	129 336 PEAK																																																																					
Avg	<p>Site : 03CH21-HY Condition: AVG_BE_54 3m DRH18-E_LE2C03A18EN_240711 HORIZONTAL : RBW:1000.000kHz VBW:0.200kHz SWT:Auto</p> <table border="1"> <thead> <tr> <th>Limit</th> <th>Read</th> <th>Ant</th> <th>Cable</th> <th>Preamp</th> <th>Aux</th> <th>APos</th> <th>TPos</th> <th>Remark</th> </tr> <tr> <th>Freq</th> <th>Level</th> <th>Line</th> <th>Margin</th> <th>Level</th> <th>Factor</th> <th>Loss</th> <th>Factor</th> <th>Factor</th> </tr> <tr> <th>MHz</th> <th>dBuV/m</th> <th>dBuV/m</th> <th>dB</th> <th>dBuV</th> <th>dB/m</th> <th>dB</th> <th>dB</th> <th>cm</th> <th>deg</th> </tr> </thead> <tbody> <tr> <td>1 5088.00</td> <td>41.38</td> <td>54.00</td> <td>-12.62</td> <td>29.94</td> <td>32.60</td> <td>12.96</td> <td>34.12</td> <td>0.00</td> <td>129 336 AVERAGE</td> </tr> </tbody> </table>	Limit	Read	Ant	Cable	Preamp	Aux	APos	TPos	Remark	Freq	Level	Line	Margin	Level	Factor	Loss	Factor	Factor	MHz	dBuV/m	dBuV/m	dB	dBuV	dB/m	dB	dB	cm	deg	1 5088.00	41.38	54.00	-12.62	29.94	32.60	12.96	34.12	0.00	129 336 AVERAGE	<p>Site : 03CH21-HY Condition: AVG_54 3m DRH18-E_LE2C03A18EN_240711 HORIZONTAL : RBW:1000.000kHz VBW:0.200kHz SWT:Auto</p> <table border="1"> <thead> <tr> <th>Limit</th> <th>Read</th> <th>Ant</th> <th>Cable</th> <th>Preamp</th> <th>Aux</th> <th>APos</th> <th>TPos</th> <th>Remark</th> </tr> <tr> <th>Freq</th> <th>Level</th> <th>Line</th> <th>Margin</th> <th>Level</th> <th>Factor</th> <th>Loss</th> <th>Factor</th> <th>Factor</th> </tr> <tr> <th>MHz</th> <th>dBuV/m</th> <th>dBuV/m</th> <th>dB</th> <th>dBuV</th> <th>dB/m</th> <th>dB</th> <th>dB</th> <th>cm</th> <th>deg</th> </tr> </thead> <tbody> <tr> <td>1 5240.00</td> <td>97.38</td> <td>-----</td> <td>-----</td> <td>86.20</td> <td>32.43</td> <td>13.14</td> <td>34.39</td> <td>0.00</td> <td>129 336 AVERAGE</td> </tr> </tbody> </table>	Limit	Read	Ant	Cable	Preamp	Aux	APos	TPos	Remark	Freq	Level	Line	Margin	Level	Factor	Loss	Factor	Factor	MHz	dBuV/m	dBuV/m	dB	dBuV	dB/m	dB	dB	cm	deg	1 5240.00	97.38	-----	-----	86.20	32.43	13.14	34.39	0.00	129 336 AVERAGE
Limit	Read	Ant	Cable	Preamp	Aux	APos	TPos	Remark																																																																						
Freq	Level	Line	Margin	Level	Factor	Loss	Factor	Factor																																																																						
MHz	dBuV/m	dBuV/m	dB	dBuV	dB/m	dB	dB	cm	deg																																																																					
1 5088.00	41.38	54.00	-12.62	29.94	32.60	12.96	34.12	0.00	129 336 AVERAGE																																																																					
Limit	Read	Ant	Cable	Preamp	Aux	APos	TPos	Remark																																																																						
Freq	Level	Line	Margin	Level	Factor	Loss	Factor	Factor																																																																						
MHz	dBuV/m	dBuV/m	dB	dBuV	dB/m	dB	dB	cm	deg																																																																					
1 5240.00	97.38	-----	-----	86.20	32.43	13.14	34.39	0.00	129 336 AVERAGE																																																																					

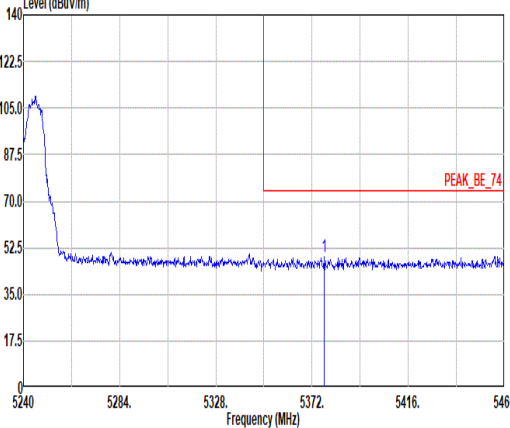
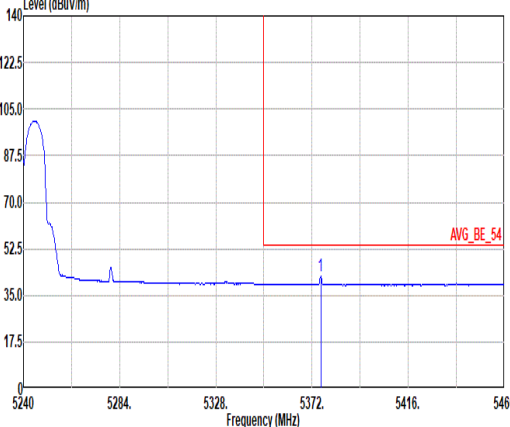


	9																																														
Mode	Band Edge - R																																														
	U-NII-1_5.15-5.25_802.11ax HE20_CH48_5240MHz																																														
ANT	1+2																																														
Pol.	Horizontal	Fundamental																																													
Peak	<p>Level (dBuV/m)</p> <p>Frequency (MHz)</p> <p>PEAK_BE_74</p> <p>Site : 03CH21-HY Condition: PEAK_BE_74 3m DRH18-E_LE2C03A18EN_240711 HORIZONTAL : RBW:1000.000kHz VBW:3000.000kHz SMT:Auto</p> <table border="1"> <thead> <tr> <th>Limit</th> <th>Read</th> <th>Ant</th> <th>Cable</th> <th>Preamp</th> <th>Aux</th> <th>APos</th> <th>TPos</th> </tr> <tr> <th>Freq</th> <th>Level</th> <th>Line</th> <th>Margin</th> <th>Level</th> <th>Factor</th> <th>Loss</th> <th>Factor</th> <th>Factor</th> <th>cm</th> <th>deg</th> <th>Remark</th> </tr> <tr> <th>MHz</th> <th>dBuV/m</th> <th>dBuV/m</th> <th>dB</th> <th>dBuV</th> <th>dB/m</th> <th>dB</th> <th>dB</th> <th>dB</th> <th>cm</th> <th>deg</th> <th></th> </tr> </thead> <tbody> <tr> <td>1</td> <td>5375.74</td> <td>48.66</td> <td>74.00</td> <td>-25.34</td> <td>37.74</td> <td>32.25</td> <td>13.29</td> <td>34.62</td> <td>0.00</td> <td>129</td> <td>336</td> <td>PEAK</td> </tr> </tbody> </table>	Limit	Read	Ant	Cable	Preamp	Aux	APos	TPos	Freq	Level	Line	Margin	Level	Factor	Loss	Factor	Factor	cm	deg	Remark	MHz	dBuV/m	dBuV/m	dB	dBuV	dB/m	dB	dB	dB	cm	deg		1	5375.74	48.66	74.00	-25.34	37.74	32.25	13.29	34.62	0.00	129	336	PEAK	Blank
Limit	Read	Ant	Cable	Preamp	Aux	APos	TPos																																								
Freq	Level	Line	Margin	Level	Factor	Loss	Factor	Factor	cm	deg	Remark																																				
MHz	dBuV/m	dBuV/m	dB	dBuV	dB/m	dB	dB	dB	cm	deg																																					
1	5375.74	48.66	74.00	-25.34	37.74	32.25	13.29	34.62	0.00	129	336	PEAK																																			
Avg	<p>Level (dBuV/m)</p> <p>Frequency (MHz)</p> <p>AVG_BE_54</p> <p>Site : 03CH21-HY Condition: AVG_BE_54 3m DRH18-E_LE2C03A18EN_240711 HORIZONTAL : RBW:1000.000kHz VBW:0.200kHz SMT:Auto</p> <table border="1"> <thead> <tr> <th>Limit</th> <th>Read</th> <th>Ant</th> <th>Cable</th> <th>Preamp</th> <th>Aux</th> <th>APos</th> <th>TPos</th> </tr> <tr> <th>Freq</th> <th>Level</th> <th>Line</th> <th>Margin</th> <th>Level</th> <th>Factor</th> <th>Loss</th> <th>Factor</th> <th>Factor</th> <th>cm</th> <th>deg</th> <th>Remark</th> </tr> <tr> <th>MHz</th> <th>dBuV/m</th> <th>dBuV/m</th> <th>dB</th> <th>dBuV</th> <th>dB/m</th> <th>dB</th> <th>dB</th> <th>dB</th> <th>cm</th> <th>deg</th> <th></th> </tr> </thead> <tbody> <tr> <td>1</td> <td>5375.96</td> <td>39.88</td> <td>54.00</td> <td>-14.12</td> <td>28.96</td> <td>32.25</td> <td>13.29</td> <td>34.62</td> <td>0.00</td> <td>129</td> <td>336</td> <td>AVERAGE</td> </tr> </tbody> </table>	Limit	Read	Ant	Cable	Preamp	Aux	APos	TPos	Freq	Level	Line	Margin	Level	Factor	Loss	Factor	Factor	cm	deg	Remark	MHz	dBuV/m	dBuV/m	dB	dBuV	dB/m	dB	dB	dB	cm	deg		1	5375.96	39.88	54.00	-14.12	28.96	32.25	13.29	34.62	0.00	129	336	AVERAGE	Blank
Limit	Read	Ant	Cable	Preamp	Aux	APos	TPos																																								
Freq	Level	Line	Margin	Level	Factor	Loss	Factor	Factor	cm	deg	Remark																																				
MHz	dBuV/m	dBuV/m	dB	dBuV	dB/m	dB	dB	dB	cm	deg																																					
1	5375.96	39.88	54.00	-14.12	28.96	32.25	13.29	34.62	0.00	129	336	AVERAGE																																			



		9																																																																																
Mode		Band Edge - L																																																																																
		U-NII-1_5.15-5.25_802.11ax HE20_CH48_5240MHz																																																																																
ANT		1+2																																																																																
Pol.	Vertical	Fundamental																																																																																
Peak	<p>Site : 03CH21-HY Condition: PEAK_BE_74 3m DRH18-E_LE2C03A18EN_240711 VERTICAL : RBW:1000.000kHz VBW:3000.000kHz SWT:Auto</p> <table border="1"> <thead> <tr> <th>Limit</th> <th>Read</th> <th>Ant</th> <th>Cable</th> <th>Preamp</th> <th>Aux</th> <th>APos</th> <th>TPos</th> <th>Remark</th> </tr> <tr> <th>Freq</th> <th>Level</th> <th>Line</th> <th>Margin</th> <th>Level</th> <th>Factor</th> <th>Loss</th> <th>Factor</th> <th>Factor</th> </tr> <tr> <th>MHz</th> <th>dBuV/m</th> <th>dBuV/m</th> <th>dB</th> <th>dBuV</th> <th>dB/m</th> <th>dB</th> <th>dB</th> <th>cm</th> </tr> </thead> <tbody> <tr> <td>1</td> <td>5082.56</td> <td>51.02</td> <td>74.00</td> <td>-22.98</td> <td>39.58</td> <td>32.60</td> <td>12.95</td> <td>34.11</td> <td>0.00</td> <td>100</td> <td>232</td> <td>PEAK</td> </tr> </tbody> </table>	Limit	Read	Ant	Cable	Preamp	Aux	APos	TPos	Remark	Freq	Level	Line	Margin	Level	Factor	Loss	Factor	Factor	MHz	dBuV/m	dBuV/m	dB	dBuV	dB/m	dB	dB	cm	1	5082.56	51.02	74.00	-22.98	39.58	32.60	12.95	34.11	0.00	100	232	PEAK	<p>Site : 03CH21-HY Condition: PEAK(UNII) 3m DRH18-E_LE2C03A18EN_240711 VERTICAL : RBW:1000.000kHz VBW:3000.000kHz SWT:Auto</p> <table border="1"> <thead> <tr> <th>Limit</th> <th>Read</th> <th>Ant</th> <th>Cable</th> <th>Preamp</th> <th>Aux</th> <th>APos</th> <th>TPos</th> <th>Remark</th> </tr> <tr> <th>Freq</th> <th>Level</th> <th>Line</th> <th>Margin</th> <th>Level</th> <th>Factor</th> <th>Loss</th> <th>Factor</th> <th>Factor</th> </tr> <tr> <th>MHz</th> <th>dBuV/m</th> <th>dBuV/m</th> <th>dB</th> <th>dBuV</th> <th>dB/m</th> <th>dB</th> <th>dB</th> <th>cm</th> </tr> </thead> <tbody> <tr> <td>1</td> <td>5240.00</td> <td>109.05</td> <td>-----</td> <td>-----</td> <td>97.84</td> <td>32.46</td> <td>13.13</td> <td>34.38</td> <td>0.00</td> <td>100</td> <td>232</td> <td>PEAK</td> </tr> </tbody> </table>	Limit	Read	Ant	Cable	Preamp	Aux	APos	TPos	Remark	Freq	Level	Line	Margin	Level	Factor	Loss	Factor	Factor	MHz	dBuV/m	dBuV/m	dB	dBuV	dB/m	dB	dB	cm	1	5240.00	109.05	-----	-----	97.84	32.46	13.13	34.38	0.00	100	232	PEAK
	Limit	Read	Ant	Cable	Preamp	Aux	APos	TPos	Remark																																																																									
Freq	Level	Line	Margin	Level	Factor	Loss	Factor	Factor																																																																										
MHz	dBuV/m	dBuV/m	dB	dBuV	dB/m	dB	dB	cm																																																																										
1	5082.56	51.02	74.00	-22.98	39.58	32.60	12.95	34.11	0.00	100	232	PEAK																																																																						
Limit	Read	Ant	Cable	Preamp	Aux	APos	TPos	Remark																																																																										
Freq	Level	Line	Margin	Level	Factor	Loss	Factor	Factor																																																																										
MHz	dBuV/m	dBuV/m	dB	dBuV	dB/m	dB	dB	cm																																																																										
1	5240.00	109.05	-----	-----	97.84	32.46	13.13	34.38	0.00	100	232	PEAK																																																																						
Avg	<p>Site : 03CH21-HY Condition: AVG_BE_54 3m DRH18-E_LE2C03A18EN_240711 VERTICAL : RBW:1000.000kHz VBW:0.200kHz SWT:Auto</p> <table border="1"> <thead> <tr> <th>Limit</th> <th>Read</th> <th>Ant</th> <th>Cable</th> <th>Preamp</th> <th>Aux</th> <th>APos</th> <th>TPos</th> <th>Remark</th> </tr> <tr> <th>Freq</th> <th>Level</th> <th>Line</th> <th>Margin</th> <th>Level</th> <th>Factor</th> <th>Loss</th> <th>Factor</th> <th>Factor</th> </tr> <tr> <th>MHz</th> <th>dBuV/m</th> <th>dBuV/m</th> <th>dB</th> <th>dBuV</th> <th>dB/m</th> <th>dB</th> <th>dB</th> <th>cm</th> </tr> </thead> <tbody> <tr> <td>1</td> <td>5088.00</td> <td>43.23</td> <td>54.00</td> <td>-10.77</td> <td>31.79</td> <td>32.60</td> <td>12.96</td> <td>34.12</td> <td>0.00</td> <td>100</td> <td>232</td> <td>AVERAGE</td> </tr> </tbody> </table>	Limit	Read	Ant	Cable	Preamp	Aux	APos	TPos	Remark	Freq	Level	Line	Margin	Level	Factor	Loss	Factor	Factor	MHz	dBuV/m	dBuV/m	dB	dBuV	dB/m	dB	dB	cm	1	5088.00	43.23	54.00	-10.77	31.79	32.60	12.96	34.12	0.00	100	232	AVERAGE	<p>Site : 03CH21-HY Condition: AVG_54 3m DRH18-E_LE2C03A18EN_240711 VERTICAL : RBW:1000.000kHz VBW:0.200kHz SWT:Auto</p> <table border="1"> <thead> <tr> <th>Limit</th> <th>Read</th> <th>Ant</th> <th>Cable</th> <th>Preamp</th> <th>Aux</th> <th>APos</th> <th>TPos</th> <th>Remark</th> </tr> <tr> <th>Freq</th> <th>Level</th> <th>Line</th> <th>Margin</th> <th>Level</th> <th>Factor</th> <th>Loss</th> <th>Factor</th> <th>Factor</th> </tr> <tr> <th>MHz</th> <th>dBuV/m</th> <th>dBuV/m</th> <th>dB</th> <th>dBuV</th> <th>dB/m</th> <th>dB</th> <th>dB</th> <th>cm</th> </tr> </thead> <tbody> <tr> <td>1</td> <td>5240.00</td> <td>101.88</td> <td>-----</td> <td>-----</td> <td>90.67</td> <td>32.46</td> <td>13.13</td> <td>34.38</td> <td>0.00</td> <td>100</td> <td>232</td> <td>AVERAGE</td> </tr> </tbody> </table>	Limit	Read	Ant	Cable	Preamp	Aux	APos	TPos	Remark	Freq	Level	Line	Margin	Level	Factor	Loss	Factor	Factor	MHz	dBuV/m	dBuV/m	dB	dBuV	dB/m	dB	dB	cm	1	5240.00	101.88	-----	-----	90.67	32.46	13.13	34.38	0.00	100	232	AVERAGE
	Limit	Read	Ant	Cable	Preamp	Aux	APos	TPos	Remark																																																																									
Freq	Level	Line	Margin	Level	Factor	Loss	Factor	Factor																																																																										
MHz	dBuV/m	dBuV/m	dB	dBuV	dB/m	dB	dB	cm																																																																										
1	5088.00	43.23	54.00	-10.77	31.79	32.60	12.96	34.12	0.00	100	232	AVERAGE																																																																						
Limit	Read	Ant	Cable	Preamp	Aux	APos	TPos	Remark																																																																										
Freq	Level	Line	Margin	Level	Factor	Loss	Factor	Factor																																																																										
MHz	dBuV/m	dBuV/m	dB	dBuV	dB/m	dB	dB	cm																																																																										
1	5240.00	101.88	-----	-----	90.67	32.46	13.13	34.38	0.00	100	232	AVERAGE																																																																						



Mode	9																																									
	Band Edge - R																																									
	U-NII-1_5.15-5.25_802.11ax HE20_CH48_5240MHz																																									
ANT	1+2																																									
Pol.	Vertical	Fundamental																																								
Peak	 <p>Level (dBuV/m)</p> <p>Frequency (MHz)</p> <p>PEAK_BE_74</p> <p>Site : 03CH21-HY Condition: PEAK_BE_74 3m DRH18-E_LE2C03A18EN_240711 VERTICAL : RBW:1000.000kHz VBW:3000.000kHz SNT:Auto</p> <table border="1"> <thead> <tr> <th>Limit</th> <th>Read</th> <th>Ant</th> <th>Cable</th> <th>Preamp</th> <th>Aux</th> <th>APos</th> <th>TPos</th> <th>Remark</th> </tr> <tr> <th>Freq</th> <th>Level</th> <th>Line</th> <th>Margin</th> <th>Level</th> <th>Factor</th> <th>Loss</th> <th>Factor</th> <th>Factor</th> </tr> <tr> <th>MHz</th> <th>dBuV/m</th> <th>dBuV/m</th> <th>dB</th> <th>dBuV</th> <th>dB/m</th> <th>dB</th> <th>dB</th> <th>cm</th> <th>deg</th> </tr> </thead> <tbody> <tr> <td>1 5377.72</td> <td>49.23</td> <td>74.00</td> <td>-24.77</td> <td>38.32</td> <td>32.24</td> <td>13.29</td> <td>34.62</td> <td>0.00</td> <td>100</td> <td>232</td> <td>PEAK</td> </tr> </tbody> </table>	Limit	Read	Ant	Cable	Preamp	Aux	APos	TPos	Remark	Freq	Level	Line	Margin	Level	Factor	Loss	Factor	Factor	MHz	dBuV/m	dBuV/m	dB	dBuV	dB/m	dB	dB	cm	deg	1 5377.72	49.23	74.00	-24.77	38.32	32.24	13.29	34.62	0.00	100	232	PEAK	Blank
Limit	Read	Ant	Cable	Preamp	Aux	APos	TPos	Remark																																		
Freq	Level	Line	Margin	Level	Factor	Loss	Factor	Factor																																		
MHz	dBuV/m	dBuV/m	dB	dBuV	dB/m	dB	dB	cm	deg																																	
1 5377.72	49.23	74.00	-24.77	38.32	32.24	13.29	34.62	0.00	100	232	PEAK																															
Avg	 <p>Level (dBuV/m)</p> <p>Frequency (MHz)</p> <p>AVG_BE_54</p> <p>Site : 03CH21-HY Condition: AVG_BE_54 3m DRH18-E_LE2C03A18EN_240711 VERTICAL : RBW:1000.000kHz VBW:0.200kHz SNT:Auto</p> <table border="1"> <thead> <tr> <th>Limit</th> <th>Read</th> <th>Ant</th> <th>Cable</th> <th>Preamp</th> <th>Aux</th> <th>APos</th> <th>TPos</th> <th>Remark</th> </tr> <tr> <th>Freq</th> <th>Level</th> <th>Line</th> <th>Margin</th> <th>Level</th> <th>Factor</th> <th>Loss</th> <th>Factor</th> <th>Factor</th> </tr> <tr> <th>MHz</th> <th>dBuV/m</th> <th>dBuV/m</th> <th>dB</th> <th>dBuV</th> <th>dB/m</th> <th>dB</th> <th>dB</th> <th>cm</th> <th>deg</th> </tr> </thead> <tbody> <tr> <td>1 5375.96</td> <td>42.16</td> <td>54.00</td> <td>-11.84</td> <td>31.24</td> <td>32.25</td> <td>13.29</td> <td>34.62</td> <td>0.00</td> <td>100</td> <td>232</td> <td>AVERAGE</td> </tr> </tbody> </table>	Limit	Read	Ant	Cable	Preamp	Aux	APos	TPos	Remark	Freq	Level	Line	Margin	Level	Factor	Loss	Factor	Factor	MHz	dBuV/m	dBuV/m	dB	dBuV	dB/m	dB	dB	cm	deg	1 5375.96	42.16	54.00	-11.84	31.24	32.25	13.29	34.62	0.00	100	232	AVERAGE	Blank
Limit	Read	Ant	Cable	Preamp	Aux	APos	TPos	Remark																																		
Freq	Level	Line	Margin	Level	Factor	Loss	Factor	Factor																																		
MHz	dBuV/m	dBuV/m	dB	dBuV	dB/m	dB	dB	cm	deg																																	
1 5375.96	42.16	54.00	-11.84	31.24	32.25	13.29	34.62	0.00	100	232	AVERAGE																															



Mode	9																																																																																																																																					
	Harmonic																																																																																																																																					
	U-NII-1_5.15-5.25_802.11ax HE20_CH48_5240MHz																																																																																																																																					
ANT	1+2																																																																																																																																					
Pol.	Horizontal	Vertical																																																																																																																																				
Peak Avg	<p>Site : 03CH21-HY Condition: PEAK(UNII) 3m DRH18-E_LE2C03A18EN_240711 HORIZONTAL</p> <table border="1"> <thead> <tr> <th>Limit</th> <th>Read</th> <th>Ant</th> <th>Cable</th> <th>Preamp</th> <th>Aux</th> <th>APos</th> <th>TPos</th> <th>Remark</th> </tr> <tr> <th>Freq</th> <th>Level</th> <th>Line Margin</th> <th>Level</th> <th>Factor</th> <th>Loss Factor</th> <th>Factor</th> <th></th> <th></th> </tr> <tr> <th>MHz</th> <th>dBuV/m</th> <th>dBuV/m</th> <th>dB</th> <th>dBuV</th> <th>dB/m</th> <th>dB</th> <th>dB</th> <th>dB</th> </tr> </thead> <tbody> <tr> <td>1</td> <td>10480.00</td> <td>48.94</td> <td>68.20</td> <td>-19.26</td> <td>32.49</td> <td>37.26</td> <td>18.64</td> <td>39.90</td> <td>0.45</td> <td>--</td> <td>--</td> <td>PEAK</td> </tr> <tr> <td>2</td> <td>15720.00</td> <td>52.86</td> <td>74.00</td> <td>-21.14</td> <td>34.62</td> <td>40.72</td> <td>22.93</td> <td>45.85</td> <td>0.44</td> <td>--</td> <td>--</td> <td>PEAK</td> </tr> <tr> <td>3</td> <td>15720.00</td> <td>42.81</td> <td>54.00</td> <td>-11.19</td> <td>24.57</td> <td>40.72</td> <td>22.93</td> <td>45.85</td> <td>0.44</td> <td>--</td> <td>--</td> <td>AVERAGE</td> </tr> </tbody> </table>	Limit	Read	Ant	Cable	Preamp	Aux	APos	TPos	Remark	Freq	Level	Line Margin	Level	Factor	Loss Factor	Factor			MHz	dBuV/m	dBuV/m	dB	dBuV	dB/m	dB	dB	dB	1	10480.00	48.94	68.20	-19.26	32.49	37.26	18.64	39.90	0.45	--	--	PEAK	2	15720.00	52.86	74.00	-21.14	34.62	40.72	22.93	45.85	0.44	--	--	PEAK	3	15720.00	42.81	54.00	-11.19	24.57	40.72	22.93	45.85	0.44	--	--	AVERAGE	<p>Site : 03CH21-HY Condition: PEAK(UNII) 3m DRH18-E_LE2C03A18EN_240711 VERTICAL</p> <table border="1"> <thead> <tr> <th>Limit</th> <th>Read</th> <th>Ant</th> <th>Cable</th> <th>Preamp</th> <th>Aux</th> <th>APos</th> <th>TPos</th> <th>Remark</th> </tr> <tr> <th>Freq</th> <th>Level</th> <th>Line Margin</th> <th>Level</th> <th>Factor</th> <th>Loss Factor</th> <th>Factor</th> <th></th> <th></th> </tr> <tr> <th>MHz</th> <th>dBuV/m</th> <th>dBuV/m</th> <th>dB</th> <th>dBuV</th> <th>dB/m</th> <th>dB</th> <th>dB</th> <th>dB</th> </tr> </thead> <tbody> <tr> <td>1</td> <td>10480.00</td> <td>48.72</td> <td>68.20</td> <td>-19.48</td> <td>32.27</td> <td>37.26</td> <td>18.64</td> <td>39.90</td> <td>0.45</td> <td>--</td> <td>--</td> <td>PEAK</td> </tr> <tr> <td>2</td> <td>15720.00</td> <td>52.43</td> <td>74.00</td> <td>-21.57</td> <td>34.19</td> <td>40.72</td> <td>22.93</td> <td>45.85</td> <td>0.44</td> <td>--</td> <td>--</td> <td>PEAK</td> </tr> <tr> <td>3</td> <td>15720.00</td> <td>42.31</td> <td>54.00</td> <td>-11.69</td> <td>24.07</td> <td>40.72</td> <td>22.93</td> <td>45.85</td> <td>0.44</td> <td>--</td> <td>--</td> <td>AVERAGE</td> </tr> </tbody> </table>	Limit	Read	Ant	Cable	Preamp	Aux	APos	TPos	Remark	Freq	Level	Line Margin	Level	Factor	Loss Factor	Factor			MHz	dBuV/m	dBuV/m	dB	dBuV	dB/m	dB	dB	dB	1	10480.00	48.72	68.20	-19.48	32.27	37.26	18.64	39.90	0.45	--	--	PEAK	2	15720.00	52.43	74.00	-21.57	34.19	40.72	22.93	45.85	0.44	--	--	PEAK	3	15720.00	42.31	54.00	-11.69	24.07	40.72	22.93	45.85	0.44	--	--	AVERAGE
	Limit	Read	Ant	Cable	Preamp	Aux	APos	TPos	Remark																																																																																																																													
Freq	Level	Line Margin	Level	Factor	Loss Factor	Factor																																																																																																																																
MHz	dBuV/m	dBuV/m	dB	dBuV	dB/m	dB	dB	dB																																																																																																																														
1	10480.00	48.94	68.20	-19.26	32.49	37.26	18.64	39.90	0.45	--	--	PEAK																																																																																																																										
2	15720.00	52.86	74.00	-21.14	34.62	40.72	22.93	45.85	0.44	--	--	PEAK																																																																																																																										
3	15720.00	42.81	54.00	-11.19	24.57	40.72	22.93	45.85	0.44	--	--	AVERAGE																																																																																																																										
Limit	Read	Ant	Cable	Preamp	Aux	APos	TPos	Remark																																																																																																																														
Freq	Level	Line Margin	Level	Factor	Loss Factor	Factor																																																																																																																																
MHz	dBuV/m	dBuV/m	dB	dBuV	dB/m	dB	dB	dB																																																																																																																														
1	10480.00	48.72	68.20	-19.48	32.27	37.26	18.64	39.90	0.45	--	--	PEAK																																																																																																																										
2	15720.00	52.43	74.00	-21.57	34.19	40.72	22.93	45.85	0.44	--	--	PEAK																																																																																																																										
3	15720.00	42.31	54.00	-11.69	24.07	40.72	22.93	45.85	0.44	--	--	AVERAGE																																																																																																																										



Mode	9	
	Harmonic	
	U-NII-1_5.15-5.25_802.11ax HE20_CH48_5240MHz	
ANT	1+2	
Pol.	Horizontal	Vertical
10.6G ~18G Avg	<p>Site : 03CH21-HY Condition: AVG_54 3m DRH18-E_LE2C03A18EN_240711 HORIZONTAL</p>	<p>Site : 03CH21-HY Condition: AVG_54 3m DRH18-E_LE2C03A18EN_240711 VERTICAL</p>



Mode	10																																																																																			
	Band Edge - L																																																																																			
	U-NII-1_5.15-5.25_802.11n HT40_CH38_5190MHz																																																																																			
ANT	1+2																																																																																			
Pol.	Horizontal	Fundamental																																																																																		
Peak	<p>Site : 03CH21-HY Condition: PEAK_BE_74 3m DRH18-E_LE2C03A18EN_240711 HORIZONTAL : RBW:1000.000kHz VBW:3000.000kHz SWT:Auto</p> <table border="1"> <thead> <tr> <th>Limit</th> <th>Read</th> <th>Ant</th> <th>Cable</th> <th>Preamp</th> <th>Aux</th> <th>APos</th> <th>TPos</th> <th>Remark</th> </tr> <tr> <th>Freq</th> <th>Level</th> <th>Line</th> <th>Margin</th> <th>Level</th> <th>Factor</th> <th>Loss</th> <th>Factor</th> <th>Factor</th> </tr> <tr> <th>MHz</th> <th>dBuV/m</th> <th>dBuV/m</th> <th>dB</th> <th>dBuV</th> <th>dB/m</th> <th>dB</th> <th>dB</th> <th>cm</th> <th>deg</th> </tr> </thead> <tbody> <tr> <td>1</td> <td>5117.23</td> <td>51.21</td> <td>74.00</td> <td>-22.79</td> <td>39.76</td> <td>32.63</td> <td>12.99</td> <td>34.17</td> <td>0.00</td> <td>148</td> <td>336</td> <td>PEAK</td> </tr> </tbody> </table>	Limit	Read	Ant	Cable	Preamp	Aux	APos	TPos	Remark	Freq	Level	Line	Margin	Level	Factor	Loss	Factor	Factor	MHz	dBuV/m	dBuV/m	dB	dBuV	dB/m	dB	dB	cm	deg	1	5117.23	51.21	74.00	-22.79	39.76	32.63	12.99	34.17	0.00	148	336	PEAK	<p>Site : 03CH21-HY Condition: PEAK(UNII) 3m DRH18-E_LE2C03A18EN_240711 HORIZONTAL : RBW:1000.000kHz VBW:3000.000kHz SWT:Auto</p> <table border="1"> <thead> <tr> <th>Limit</th> <th>Read</th> <th>Ant</th> <th>Cable</th> <th>Preamp</th> <th>Aux</th> <th>APos</th> <th>TPos</th> <th>Remark</th> </tr> <tr> <th>Freq</th> <th>Level</th> <th>Line</th> <th>Margin</th> <th>Level</th> <th>Factor</th> <th>Loss</th> <th>Factor</th> <th>Factor</th> </tr> <tr> <th>MHz</th> <th>dBuV/m</th> <th>dBuV/m</th> <th>dB</th> <th>dBuV</th> <th>dB/m</th> <th>dB</th> <th>dB</th> <th>cm</th> <th>deg</th> </tr> </thead> <tbody> <tr> <td>1</td> <td>5190.00</td> <td>104.93</td> <td>-----</td> <td>-----</td> <td>93.49</td> <td>32.65</td> <td>13.06</td> <td>34.27</td> <td>0.00</td> <td>148</td> <td>336</td> <td>PEAK</td> </tr> </tbody> </table>	Limit	Read	Ant	Cable	Preamp	Aux	APos	TPos	Remark	Freq	Level	Line	Margin	Level	Factor	Loss	Factor	Factor	MHz	dBuV/m	dBuV/m	dB	dBuV	dB/m	dB	dB	cm	deg	1	5190.00	104.93	-----	-----	93.49	32.65	13.06	34.27	0.00	148	336	PEAK
	Limit	Read	Ant	Cable	Preamp	Aux	APos	TPos	Remark																																																																											
Freq	Level	Line	Margin	Level	Factor	Loss	Factor	Factor																																																																												
MHz	dBuV/m	dBuV/m	dB	dBuV	dB/m	dB	dB	cm	deg																																																																											
1	5117.23	51.21	74.00	-22.79	39.76	32.63	12.99	34.17	0.00	148	336	PEAK																																																																								
Limit	Read	Ant	Cable	Preamp	Aux	APos	TPos	Remark																																																																												
Freq	Level	Line	Margin	Level	Factor	Loss	Factor	Factor																																																																												
MHz	dBuV/m	dBuV/m	dB	dBuV	dB/m	dB	dB	cm	deg																																																																											
1	5190.00	104.93	-----	-----	93.49	32.65	13.06	34.27	0.00	148	336	PEAK																																																																								
Avg	<p>Site : 03CH21-HY Condition: AVG_BE_54 3m DRH18-E_LE2C03A18EN_240711 HORIZONTAL : RBW:1000.000kHz VBW:0.200kHz SWT:Auto</p> <table border="1"> <thead> <tr> <th>Limit</th> <th>Read</th> <th>Ant</th> <th>Cable</th> <th>Preamp</th> <th>Aux</th> <th>APos</th> <th>TPos</th> <th>Remark</th> </tr> <tr> <th>Freq</th> <th>Level</th> <th>Line</th> <th>Margin</th> <th>Level</th> <th>Factor</th> <th>Loss</th> <th>Factor</th> <th>Factor</th> </tr> <tr> <th>MHz</th> <th>dBuV/m</th> <th>dBuV/m</th> <th>dB</th> <th>dBuV</th> <th>dB/m</th> <th>dB</th> <th>dB</th> <th>cm</th> <th>deg</th> </tr> </thead> <tbody> <tr> <td>1</td> <td>5087.97</td> <td>42.35</td> <td>54.00</td> <td>-11.65</td> <td>30.91</td> <td>32.60</td> <td>12.96</td> <td>34.12</td> <td>0.00</td> <td>148</td> <td>336</td> <td>AVERAGE</td> </tr> </tbody> </table>	Limit	Read	Ant	Cable	Preamp	Aux	APos	TPos	Remark	Freq	Level	Line	Margin	Level	Factor	Loss	Factor	Factor	MHz	dBuV/m	dBuV/m	dB	dBuV	dB/m	dB	dB	cm	deg	1	5087.97	42.35	54.00	-11.65	30.91	32.60	12.96	34.12	0.00	148	336	AVERAGE	<p>Site : 03CH21-HY Condition: AVG_54 3m DRH18-E_LE2C03A18EN_240711 HORIZONTAL : RBW:1000.000kHz VBW:0.200kHz SWT:Auto</p> <table border="1"> <thead> <tr> <th>Limit</th> <th>Read</th> <th>Ant</th> <th>Cable</th> <th>Preamp</th> <th>Aux</th> <th>APos</th> <th>TPos</th> <th>Remark</th> </tr> <tr> <th>Freq</th> <th>Level</th> <th>Line</th> <th>Margin</th> <th>Level</th> <th>Factor</th> <th>Loss</th> <th>Factor</th> <th>Factor</th> </tr> <tr> <th>MHz</th> <th>dBuV/m</th> <th>dBuV/m</th> <th>dB</th> <th>dBuV</th> <th>dB/m</th> <th>dB</th> <th>dB</th> <th>cm</th> <th>deg</th> </tr> </thead> <tbody> <tr> <td>1</td> <td>5190.00</td> <td>97.40</td> <td>-----</td> <td>-----</td> <td>85.99</td> <td>32.62</td> <td>13.00</td> <td>34.29</td> <td>0.00</td> <td>148</td> <td>336</td> <td>AVERAGE</td> </tr> </tbody> </table>	Limit	Read	Ant	Cable	Preamp	Aux	APos	TPos	Remark	Freq	Level	Line	Margin	Level	Factor	Loss	Factor	Factor	MHz	dBuV/m	dBuV/m	dB	dBuV	dB/m	dB	dB	cm	deg	1	5190.00	97.40	-----	-----	85.99	32.62	13.00	34.29	0.00	148	336	AVERAGE
Limit	Read	Ant	Cable	Preamp	Aux	APos	TPos	Remark																																																																												
Freq	Level	Line	Margin	Level	Factor	Loss	Factor	Factor																																																																												
MHz	dBuV/m	dBuV/m	dB	dBuV	dB/m	dB	dB	cm	deg																																																																											
1	5087.97	42.35	54.00	-11.65	30.91	32.60	12.96	34.12	0.00	148	336	AVERAGE																																																																								
Limit	Read	Ant	Cable	Preamp	Aux	APos	TPos	Remark																																																																												
Freq	Level	Line	Margin	Level	Factor	Loss	Factor	Factor																																																																												
MHz	dBuV/m	dBuV/m	dB	dBuV	dB/m	dB	dB	cm	deg																																																																											
1	5190.00	97.40	-----	-----	85.99	32.62	13.00	34.29	0.00	148	336	AVERAGE																																																																								



Mode	10																																							
	Band Edge - R																																							
	U-NII-1_5.15-5.25_802.11n HT40_CH38_5190MHz																																							
ANT	1+2																																							
Pol.	Horizontal	Fundamental																																						
Peak	<p>Level (dBuV/m)</p> <p>Frequency (MHz)</p> <p>PEAK_BE_74</p> <p>Site : 03CH21-HY Condition: PEAK_BE_74 3m DRH18-E_LE2C03A18EN_240711 HORIZONTAL : RBW:1000.000kHz VBW:3000.000kHz SMT:Auto</p> <table border="1"> <thead> <tr> <th>Limit</th> <th>Read</th> <th>Ant</th> <th>Cable</th> <th>Preamp</th> <th>Aux</th> <th>APos</th> <th>TPos</th> <th>Remark</th> </tr> <tr> <th>Freq</th> <th>Level</th> <th>Line</th> <th>Margin</th> <th>Level</th> <th>Factor</th> <th>Loss</th> <th>Factor</th> <th>Factor</th> </tr> <tr> <th>MHz</th> <th>dBuV/m</th> <th>dBuV/m</th> <th>dB</th> <th>dBuV</th> <th>dB/m</th> <th>dB</th> <th>dB</th> <th>cm</th> <th>deg</th> </tr> </thead> <tbody> <tr> <td>1 5360.10</td> <td>49.31</td> <td>74.00</td> <td>-24.69</td> <td>38.35</td> <td>32.28</td> <td>13.27</td> <td>34.59</td> <td>0.00</td> <td>148 336 PEAK</td> </tr> </tbody> </table>	Limit	Read	Ant	Cable	Preamp	Aux	APos	TPos	Remark	Freq	Level	Line	Margin	Level	Factor	Loss	Factor	Factor	MHz	dBuV/m	dBuV/m	dB	dBuV	dB/m	dB	dB	cm	deg	1 5360.10	49.31	74.00	-24.69	38.35	32.28	13.27	34.59	0.00	148 336 PEAK	Blank
Limit	Read	Ant	Cable	Preamp	Aux	APos	TPos	Remark																																
Freq	Level	Line	Margin	Level	Factor	Loss	Factor	Factor																																
MHz	dBuV/m	dBuV/m	dB	dBuV	dB/m	dB	dB	cm	deg																															
1 5360.10	49.31	74.00	-24.69	38.35	32.28	13.27	34.59	0.00	148 336 PEAK																															
Avg	<p>Level (dBuV/m)</p> <p>Frequency (MHz)</p> <p>AVG_BE_54</p> <p>Site : 03CH21-HY Condition: AVG_BE_54 3m DRH18-E_LE2C03A18EN_240711 HORIZONTAL : RBW:1000.000kHz VBW:0.200kHz SMT:Auto</p> <table border="1"> <thead> <tr> <th>Limit</th> <th>Read</th> <th>Ant</th> <th>Cable</th> <th>Preamp</th> <th>Aux</th> <th>APos</th> <th>TPos</th> <th>Remark</th> </tr> <tr> <th>Freq</th> <th>Level</th> <th>Line</th> <th>Margin</th> <th>Level</th> <th>Factor</th> <th>Loss</th> <th>Factor</th> <th>Factor</th> </tr> <tr> <th>MHz</th> <th>dBuV/m</th> <th>dBuV/m</th> <th>dB</th> <th>dBuV</th> <th>dB/m</th> <th>dB</th> <th>dB</th> <th>cm</th> <th>deg</th> </tr> </thead> <tbody> <tr> <td>1 5376.03</td> <td>40.36</td> <td>54.00</td> <td>-13.64</td> <td>29.44</td> <td>32.25</td> <td>13.29</td> <td>34.62</td> <td>0.00</td> <td>148 336 AVERAGE</td> </tr> </tbody> </table>	Limit	Read	Ant	Cable	Preamp	Aux	APos	TPos	Remark	Freq	Level	Line	Margin	Level	Factor	Loss	Factor	Factor	MHz	dBuV/m	dBuV/m	dB	dBuV	dB/m	dB	dB	cm	deg	1 5376.03	40.36	54.00	-13.64	29.44	32.25	13.29	34.62	0.00	148 336 AVERAGE	Blank
Limit	Read	Ant	Cable	Preamp	Aux	APos	TPos	Remark																																
Freq	Level	Line	Margin	Level	Factor	Loss	Factor	Factor																																
MHz	dBuV/m	dBuV/m	dB	dBuV	dB/m	dB	dB	cm	deg																															
1 5376.03	40.36	54.00	-13.64	29.44	32.25	13.29	34.62	0.00	148 336 AVERAGE																															



Mode	10																																																																																	
	Band Edge - L																																																																																	
	U-NII-1_5.15-5.25_802.11n_HT40_CH38_5190MHz																																																																																	
ANT	1+2																																																																																	
Pol.	Vertical	Fundamental																																																																																
Peak	<p>Site : 03CH21-HY Condition: PEAK_BE_74 3m DRH18-E_LE2C03A18EN_240711 VERTICAL : RBW:1000.000kHz VBW:3000.000kHz SWT:Auto</p> <table border="1"> <thead> <tr> <th>Limit</th> <th>Read</th> <th>Ant</th> <th>Cable</th> <th>Preamp</th> <th>Aux</th> <th>APos</th> <th>TPos</th> <th>Remark</th> </tr> <tr> <th>Freq</th> <th>Level</th> <th>Line</th> <th>Margin</th> <th>Level</th> <th>Factor</th> <th>Loss</th> <th>Factor</th> <th>Factor</th> </tr> <tr> <th>MHz</th> <th>dBuV/m</th> <th>dBuV/m</th> <th>dB</th> <th>dBuV</th> <th>dB/m</th> <th>dB</th> <th>dB</th> <th>dB</th> </tr> </thead> <tbody> <tr> <td>1</td> <td>5146.68</td> <td>53.78</td> <td>74.00</td> <td>-20.22</td> <td>42.28</td> <td>32.69</td> <td>13.03</td> <td>34.22</td> <td>0.00</td> <td>128</td> <td>165</td> <td>PEAK</td> </tr> </tbody> </table>	Limit	Read	Ant	Cable	Preamp	Aux	APos	TPos	Remark	Freq	Level	Line	Margin	Level	Factor	Loss	Factor	Factor	MHz	dBuV/m	dBuV/m	dB	dBuV	dB/m	dB	dB	dB	1	5146.68	53.78	74.00	-20.22	42.28	32.69	13.03	34.22	0.00	128	165	PEAK	<p>Site : 03CH21-HY Condition: PEAK(UNII) 3m DRH18-E_LE2C03A18EN_240711 VERTICAL : RBW:1000.000kHz VBW:3000.000kHz SWT:Auto</p> <table border="1"> <thead> <tr> <th>Limit</th> <th>Read</th> <th>Ant</th> <th>Cable</th> <th>Preamp</th> <th>Aux</th> <th>APos</th> <th>TPos</th> <th>Remark</th> </tr> <tr> <th>Freq</th> <th>Level</th> <th>Line</th> <th>Margin</th> <th>Level</th> <th>Factor</th> <th>Loss</th> <th>Factor</th> <th>Factor</th> </tr> <tr> <th>MHz</th> <th>dBuV/m</th> <th>dBuV/m</th> <th>dB</th> <th>dBuV</th> <th>dB/m</th> <th>dB</th> <th>dB</th> <th>dB</th> </tr> </thead> <tbody> <tr> <td>1</td> <td>5190.00</td> <td>109.50</td> <td>-----</td> <td>-----</td> <td>98.09</td> <td>32.62</td> <td>13.08</td> <td>34.29</td> <td>0.00</td> <td>128</td> <td>165</td> <td>PEAK</td> </tr> </tbody> </table>	Limit	Read	Ant	Cable	Preamp	Aux	APos	TPos	Remark	Freq	Level	Line	Margin	Level	Factor	Loss	Factor	Factor	MHz	dBuV/m	dBuV/m	dB	dBuV	dB/m	dB	dB	dB	1	5190.00	109.50	-----	-----	98.09	32.62	13.08	34.29	0.00	128	165	PEAK
	Limit	Read	Ant	Cable	Preamp	Aux	APos	TPos	Remark																																																																									
Freq	Level	Line	Margin	Level	Factor	Loss	Factor	Factor																																																																										
MHz	dBuV/m	dBuV/m	dB	dBuV	dB/m	dB	dB	dB																																																																										
1	5146.68	53.78	74.00	-20.22	42.28	32.69	13.03	34.22	0.00	128	165	PEAK																																																																						
Limit	Read	Ant	Cable	Preamp	Aux	APos	TPos	Remark																																																																										
Freq	Level	Line	Margin	Level	Factor	Loss	Factor	Factor																																																																										
MHz	dBuV/m	dBuV/m	dB	dBuV	dB/m	dB	dB	dB																																																																										
1	5190.00	109.50	-----	-----	98.09	32.62	13.08	34.29	0.00	128	165	PEAK																																																																						
Avg	<p>Site : 03CH21-HY Condition: AVG_BE_54 3m DRH18-E_LE2C03A18EN_240711 VERTICAL : RBW:1000.000kHz VBW:0.200kHz SWT:Auto</p> <table border="1"> <thead> <tr> <th>Limit</th> <th>Read</th> <th>Ant</th> <th>Cable</th> <th>Preamp</th> <th>Aux</th> <th>APos</th> <th>TPos</th> <th>Remark</th> </tr> <tr> <th>Freq</th> <th>Level</th> <th>Line</th> <th>Margin</th> <th>Level</th> <th>Factor</th> <th>Loss</th> <th>Factor</th> <th>Factor</th> </tr> <tr> <th>MHz</th> <th>dBuV/m</th> <th>dBuV/m</th> <th>dB</th> <th>dBuV</th> <th>dB/m</th> <th>dB</th> <th>dB</th> <th>dB</th> </tr> </thead> <tbody> <tr> <td>1</td> <td>5087.97</td> <td>45.20</td> <td>54.00</td> <td>-8.80</td> <td>33.76</td> <td>32.60</td> <td>12.96</td> <td>34.12</td> <td>0.00</td> <td>128</td> <td>165</td> <td>AVERAGE</td> </tr> </tbody> </table>	Limit	Read	Ant	Cable	Preamp	Aux	APos	TPos	Remark	Freq	Level	Line	Margin	Level	Factor	Loss	Factor	Factor	MHz	dBuV/m	dBuV/m	dB	dBuV	dB/m	dB	dB	dB	1	5087.97	45.20	54.00	-8.80	33.76	32.60	12.96	34.12	0.00	128	165	AVERAGE	<p>Site : 03CH21-HY Condition: AVG_54 3m DRH18-E_LE2C03A18EN_240711 VERTICAL : RBW:1000.000kHz VBW:0.200kHz SWT:Auto</p> <table border="1"> <thead> <tr> <th>Limit</th> <th>Read</th> <th>Ant</th> <th>Cable</th> <th>Preamp</th> <th>Aux</th> <th>APos</th> <th>TPos</th> <th>Remark</th> </tr> <tr> <th>Freq</th> <th>Level</th> <th>Line</th> <th>Margin</th> <th>Level</th> <th>Factor</th> <th>Loss</th> <th>Factor</th> <th>Factor</th> </tr> <tr> <th>MHz</th> <th>dBuV/m</th> <th>dBuV/m</th> <th>dB</th> <th>dBuV</th> <th>dB/m</th> <th>dB</th> <th>dB</th> <th>dB</th> </tr> </thead> <tbody> <tr> <td>1</td> <td>5190.00</td> <td>101.91</td> <td>-----</td> <td>-----</td> <td>90.50</td> <td>32.62</td> <td>13.08</td> <td>34.29</td> <td>0.00</td> <td>128</td> <td>165</td> <td>AVERAGE</td> </tr> </tbody> </table>	Limit	Read	Ant	Cable	Preamp	Aux	APos	TPos	Remark	Freq	Level	Line	Margin	Level	Factor	Loss	Factor	Factor	MHz	dBuV/m	dBuV/m	dB	dBuV	dB/m	dB	dB	dB	1	5190.00	101.91	-----	-----	90.50	32.62	13.08	34.29	0.00	128	165	AVERAGE
Limit	Read	Ant	Cable	Preamp	Aux	APos	TPos	Remark																																																																										
Freq	Level	Line	Margin	Level	Factor	Loss	Factor	Factor																																																																										
MHz	dBuV/m	dBuV/m	dB	dBuV	dB/m	dB	dB	dB																																																																										
1	5087.97	45.20	54.00	-8.80	33.76	32.60	12.96	34.12	0.00	128	165	AVERAGE																																																																						
Limit	Read	Ant	Cable	Preamp	Aux	APos	TPos	Remark																																																																										
Freq	Level	Line	Margin	Level	Factor	Loss	Factor	Factor																																																																										
MHz	dBuV/m	dBuV/m	dB	dBuV	dB/m	dB	dB	dB																																																																										
1	5190.00	101.91	-----	-----	90.50	32.62	13.08	34.29	0.00	128	165	AVERAGE																																																																						



Mode	10																																										
	Band Edge - R																																										
	U-NII-1_5.15-5.25_802.11n HT40_CH38_5190MHz																																										
ANT	1+2																																										
Pol.	Vertical	Fundamental																																									
Peak	<p>Level (dBuV/m)</p> <p>Frequency (MHz)</p> <p>PEAK_BE_74</p> <p>Site : 03CH21-HY Condition: PEAK_BE_74 3m DRH18-E_LE2C03A18EN_240711 VERTICAL : RBW:1000.000kHz VBW:3000.000kHz SNT:Auto</p> <table border="1"> <thead> <tr> <th>Limit</th> <th>Read</th> <th>Ant</th> <th>Cable</th> <th>Preamp</th> <th>Aux</th> <th>APos</th> <th>TPos</th> <th>Remark</th> </tr> <tr> <th>Freq</th> <th>Level</th> <th>Line</th> <th>Margin</th> <th>Level</th> <th>Factor</th> <th>Loss</th> <th>Factor</th> <th>Factor</th> </tr> <tr> <th>MHz</th> <th>dBuV/m</th> <th>dBuV/m</th> <th>dB</th> <th>dBuV</th> <th>dB/m</th> <th>dB</th> <th>dB</th> <th>cm</th> <th>deg</th> </tr> </thead> <tbody> <tr> <td>1</td> <td>5388.45</td> <td>48.76</td> <td>74.00</td> <td>-25.24</td> <td>37.87</td> <td>32.22</td> <td>13.31</td> <td>34.64</td> <td>0.00</td> <td>128</td> <td>165</td> <td>PEAK</td> </tr> </tbody> </table>	Limit	Read	Ant	Cable	Preamp	Aux	APos	TPos	Remark	Freq	Level	Line	Margin	Level	Factor	Loss	Factor	Factor	MHz	dBuV/m	dBuV/m	dB	dBuV	dB/m	dB	dB	cm	deg	1	5388.45	48.76	74.00	-25.24	37.87	32.22	13.31	34.64	0.00	128	165	PEAK	Blank
Limit	Read	Ant	Cable	Preamp	Aux	APos	TPos	Remark																																			
Freq	Level	Line	Margin	Level	Factor	Loss	Factor	Factor																																			
MHz	dBuV/m	dBuV/m	dB	dBuV	dB/m	dB	dB	cm	deg																																		
1	5388.45	48.76	74.00	-25.24	37.87	32.22	13.31	34.64	0.00	128	165	PEAK																															
Avg	<p>Level (dBuV/m)</p> <p>Frequency (MHz)</p> <p>AVG_BE_54</p> <p>Site : 03CH21-HY Condition: AVG_BE_54 3m DRH18-E_LE2C03A18EN_240711 VERTICAL : RBW:1000.000kHz VBW:0.200kHz SNT:Auto</p> <table border="1"> <thead> <tr> <th>Limit</th> <th>Read</th> <th>Ant</th> <th>Cable</th> <th>Preamp</th> <th>Aux</th> <th>APos</th> <th>TPos</th> <th>Remark</th> </tr> <tr> <th>Freq</th> <th>Level</th> <th>Line</th> <th>Margin</th> <th>Level</th> <th>Factor</th> <th>Loss</th> <th>Factor</th> <th>Factor</th> </tr> <tr> <th>MHz</th> <th>dBuV/m</th> <th>dBuV/m</th> <th>dB</th> <th>dBuV</th> <th>dB/m</th> <th>dB</th> <th>dB</th> <th>cm</th> <th>deg</th> </tr> </thead> <tbody> <tr> <td>1</td> <td>5376.03</td> <td>41.90</td> <td>54.00</td> <td>-12.10</td> <td>30.98</td> <td>32.25</td> <td>13.29</td> <td>34.62</td> <td>0.00</td> <td>128</td> <td>165</td> <td>AVERAGE</td> </tr> </tbody> </table>	Limit	Read	Ant	Cable	Preamp	Aux	APos	TPos	Remark	Freq	Level	Line	Margin	Level	Factor	Loss	Factor	Factor	MHz	dBuV/m	dBuV/m	dB	dBuV	dB/m	dB	dB	cm	deg	1	5376.03	41.90	54.00	-12.10	30.98	32.25	13.29	34.62	0.00	128	165	AVERAGE	Blank
Limit	Read	Ant	Cable	Preamp	Aux	APos	TPos	Remark																																			
Freq	Level	Line	Margin	Level	Factor	Loss	Factor	Factor																																			
MHz	dBuV/m	dBuV/m	dB	dBuV	dB/m	dB	dB	cm	deg																																		
1	5376.03	41.90	54.00	-12.10	30.98	32.25	13.29	34.62	0.00	128	165	AVERAGE																															



Mode	11																																																																																																																																							
	Harmonic																																																																																																																																							
	U-NII-1_5.15-5.25_802.11n HT40_CH46_5230MHz																																																																																																																																							
ANT	1+2																																																																																																																																							
Pol.	Horizontal	Vertical																																																																																																																																						
Peak Avg	<p>Site : 03CH21-HY Condition: PEAK(UNII) 3m DRH18-E_LE2C03A18EN_240711 HORIZONTAL</p> <table border="1"> <thead> <tr> <th>Limit</th> <th>Read</th> <th>Ant</th> <th>Cable</th> <th>Preamp</th> <th>Aux</th> <th>APos</th> <th>TPos</th> <th>Remark</th> </tr> <tr> <th>Freq</th> <th>Level</th> <th>Line Margin</th> <th>Level</th> <th>Factor</th> <th>Loss Factor</th> <th>Factor</th> <th></th> <th></th> </tr> <tr> <th>MHz</th> <th>dBuV/m</th> <th>dBuV/m</th> <th>dB</th> <th>dBuV</th> <th>dB/m</th> <th>dB</th> <th>dB</th> <th>cm</th> <th>deg</th> </tr> </thead> <tbody> <tr> <td>1</td> <td>10460.00</td> <td>48.37</td> <td>68.20</td> <td>-19.83</td> <td>31.95</td> <td>37.22</td> <td>18.62</td> <td>39.87</td> <td>0.45</td> <td>--</td> <td>--</td> <td>PEAK</td> </tr> <tr> <td>2</td> <td>15690.00</td> <td>52.67</td> <td>74.00</td> <td>-21.33</td> <td>34.55</td> <td>40.58</td> <td>22.90</td> <td>45.80</td> <td>0.44</td> <td>--</td> <td>--</td> <td>PEAK</td> </tr> <tr> <td>3</td> <td>15690.00</td> <td>42.73</td> <td>54.00</td> <td>-11.27</td> <td>24.61</td> <td>40.58</td> <td>22.90</td> <td>45.80</td> <td>0.44</td> <td>--</td> <td>--</td> <td>AVERAGE</td> </tr> </tbody> </table>	Limit	Read	Ant	Cable	Preamp	Aux	APos	TPos	Remark	Freq	Level	Line Margin	Level	Factor	Loss Factor	Factor			MHz	dBuV/m	dBuV/m	dB	dBuV	dB/m	dB	dB	cm	deg	1	10460.00	48.37	68.20	-19.83	31.95	37.22	18.62	39.87	0.45	--	--	PEAK	2	15690.00	52.67	74.00	-21.33	34.55	40.58	22.90	45.80	0.44	--	--	PEAK	3	15690.00	42.73	54.00	-11.27	24.61	40.58	22.90	45.80	0.44	--	--	AVERAGE	<p>Site : 03CH21-HY Condition: PEAK(UNII) 3m DRH18-E_LE2C03A18EN_240711 VERTICAL</p> <table border="1"> <thead> <tr> <th>Limit</th> <th>Read</th> <th>Ant</th> <th>Cable</th> <th>Preamp</th> <th>Aux</th> <th>APos</th> <th>TPos</th> <th>Remark</th> </tr> <tr> <th>Freq</th> <th>Level</th> <th>Line Margin</th> <th>Level</th> <th>Factor</th> <th>Loss Factor</th> <th>Factor</th> <th></th> <th></th> </tr> <tr> <th>MHz</th> <th>dBuV/m</th> <th>dBuV/m</th> <th>dB</th> <th>dBuV</th> <th>dB/m</th> <th>dB</th> <th>dB</th> <th>cm</th> <th>deg</th> </tr> </thead> <tbody> <tr> <td>1</td> <td>10460.00</td> <td>48.76</td> <td>68.20</td> <td>-19.44</td> <td>32.34</td> <td>37.22</td> <td>18.62</td> <td>39.87</td> <td>0.45</td> <td>--</td> <td>--</td> <td>PEAK</td> </tr> <tr> <td>2</td> <td>15690.00</td> <td>52.88</td> <td>74.00</td> <td>-21.12</td> <td>34.76</td> <td>40.58</td> <td>22.90</td> <td>45.80</td> <td>0.44</td> <td>--</td> <td>--</td> <td>PEAK</td> </tr> <tr> <td>3</td> <td>15690.00</td> <td>42.93</td> <td>54.00</td> <td>-11.07</td> <td>24.81</td> <td>40.58</td> <td>22.90</td> <td>45.80</td> <td>0.44</td> <td>--</td> <td>--</td> <td>AVERAGE</td> </tr> </tbody> </table>	Limit	Read	Ant	Cable	Preamp	Aux	APos	TPos	Remark	Freq	Level	Line Margin	Level	Factor	Loss Factor	Factor			MHz	dBuV/m	dBuV/m	dB	dBuV	dB/m	dB	dB	cm	deg	1	10460.00	48.76	68.20	-19.44	32.34	37.22	18.62	39.87	0.45	--	--	PEAK	2	15690.00	52.88	74.00	-21.12	34.76	40.58	22.90	45.80	0.44	--	--	PEAK	3	15690.00	42.93	54.00	-11.07	24.81	40.58	22.90	45.80	0.44	--	--	AVERAGE
	Limit	Read	Ant	Cable	Preamp	Aux	APos	TPos	Remark																																																																																																																															
Freq	Level	Line Margin	Level	Factor	Loss Factor	Factor																																																																																																																																		
MHz	dBuV/m	dBuV/m	dB	dBuV	dB/m	dB	dB	cm	deg																																																																																																																															
1	10460.00	48.37	68.20	-19.83	31.95	37.22	18.62	39.87	0.45	--	--	PEAK																																																																																																																												
2	15690.00	52.67	74.00	-21.33	34.55	40.58	22.90	45.80	0.44	--	--	PEAK																																																																																																																												
3	15690.00	42.73	54.00	-11.27	24.61	40.58	22.90	45.80	0.44	--	--	AVERAGE																																																																																																																												
Limit	Read	Ant	Cable	Preamp	Aux	APos	TPos	Remark																																																																																																																																
Freq	Level	Line Margin	Level	Factor	Loss Factor	Factor																																																																																																																																		
MHz	dBuV/m	dBuV/m	dB	dBuV	dB/m	dB	dB	cm	deg																																																																																																																															
1	10460.00	48.76	68.20	-19.44	32.34	37.22	18.62	39.87	0.45	--	--	PEAK																																																																																																																												
2	15690.00	52.88	74.00	-21.12	34.76	40.58	22.90	45.80	0.44	--	--	PEAK																																																																																																																												
3	15690.00	42.93	54.00	-11.07	24.81	40.58	22.90	45.80	0.44	--	--	AVERAGE																																																																																																																												



Mode	11	
	Harmonic	
	U-NII-1_5.15-5.25_802.11n HT40_CH46_5230MHz	
ANT	1+2	
Pol.	Horizontal	Vertical
10.6G ~18G Avg	<p>Site : 03CH21-HY Condition: AVG_54 3m DRH18-E_LE2C03A18EN_240711 HORIZONTAL</p>	<p>Site : 03CH21-HY Condition: AVG_54 3m DRH18-E_LE2C03A18EN_240711 VERTICAL</p>



12																																																																																			
Mode	Band Edge - L																																																																																		
U-NII-1_5.15-5.25_802.11ax HE40_CH38_5190MHz																																																																																			
ANT	1+2																																																																																		
Pol.	Horizontal																																																																																		
Peak	Fundamental																																																																																		
<p>Site : 03CH21-HY Condition: PEAK_BE_74 3m DRH18-E_LE2C03A18EN_240711 HORIZONTAL : RBW:1000.000kHz VBW:3000.000kHz SWT:Auto</p> <table border="1"> <thead> <tr> <th>Limit</th> <th>Read</th> <th>Ant</th> <th>Cable</th> <th>Preamp</th> <th>Aux</th> <th>APos</th> <th>TPos</th> <th>Remark</th> </tr> <tr> <th>Freq</th> <th>Level</th> <th>Line Margin</th> <th>Level Factor</th> <th>Loss Factor</th> <th>Loss Factor</th> <th>Factor</th> <th>Factor</th> <th></th> </tr> <tr> <th>MHz</th> <th>dBuV/m</th> <th>dBuV/m</th> <th>dB</th> <th>dBuV</th> <th>dB/m</th> <th>dB</th> <th>dB</th> <th>cm</th> <th>deg</th> </tr> </thead> <tbody> <tr> <td>1</td> <td>5102.98</td> <td>51.15</td> <td>74.00</td> <td>-22.85</td> <td>39.71</td> <td>32.61</td> <td>12.98</td> <td>34.15</td> <td>0.00</td> <td>141</td> <td>333</td> <td>PEAK</td> </tr> </tbody> </table>	Limit	Read	Ant	Cable	Preamp	Aux	APos	TPos	Remark	Freq	Level	Line Margin	Level Factor	Loss Factor	Loss Factor	Factor	Factor		MHz	dBuV/m	dBuV/m	dB	dBuV	dB/m	dB	dB	cm	deg	1	5102.98	51.15	74.00	-22.85	39.71	32.61	12.98	34.15	0.00	141	333	PEAK	<p>Site : 03CH21-HY Condition: PEAK(UNII) 3m DRH18-E_LE2C03A18EN_240711 HORIZONTAL : RBW:1000.000kHz VBW:3000.000kHz SWT:Auto</p> <table border="1"> <thead> <tr> <th>Limit</th> <th>Read</th> <th>Ant</th> <th>Cable</th> <th>Preamp</th> <th>Aux</th> <th>APos</th> <th>TPos</th> <th>Remark</th> </tr> <tr> <th>Freq</th> <th>Level</th> <th>Line Margin</th> <th>Level Factor</th> <th>Loss Factor</th> <th>Loss Factor</th> <th>Factor</th> <th>Factor</th> <th></th> </tr> <tr> <th>MHz</th> <th>dBuV/m</th> <th>dBuV/m</th> <th>dB</th> <th>dBuV</th> <th>dB/m</th> <th>dB</th> <th>dB</th> <th>cm</th> <th>deg</th> </tr> </thead> <tbody> <tr> <td>1</td> <td>5190.00</td> <td>103.44</td> <td>-----</td> <td>-----</td> <td>92.03</td> <td>32.62</td> <td>13.08</td> <td>34.29</td> <td>0.00</td> <td>141</td> <td>333</td> <td>PEAK</td> </tr> </tbody> </table>	Limit	Read	Ant	Cable	Preamp	Aux	APos	TPos	Remark	Freq	Level	Line Margin	Level Factor	Loss Factor	Loss Factor	Factor	Factor		MHz	dBuV/m	dBuV/m	dB	dBuV	dB/m	dB	dB	cm	deg	1	5190.00	103.44	-----	-----	92.03	32.62	13.08	34.29	0.00	141	333	PEAK
Limit	Read	Ant	Cable	Preamp	Aux	APos	TPos	Remark																																																																											
Freq	Level	Line Margin	Level Factor	Loss Factor	Loss Factor	Factor	Factor																																																																												
MHz	dBuV/m	dBuV/m	dB	dBuV	dB/m	dB	dB	cm	deg																																																																										
1	5102.98	51.15	74.00	-22.85	39.71	32.61	12.98	34.15	0.00	141	333	PEAK																																																																							
Limit	Read	Ant	Cable	Preamp	Aux	APos	TPos	Remark																																																																											
Freq	Level	Line Margin	Level Factor	Loss Factor	Loss Factor	Factor	Factor																																																																												
MHz	dBuV/m	dBuV/m	dB	dBuV	dB/m	dB	dB	cm	deg																																																																										
1	5190.00	103.44	-----	-----	92.03	32.62	13.08	34.29	0.00	141	333	PEAK																																																																							
Avg	Fundamental																																																																																		
<p>Site : 03CH21-HY Condition: AVG_BE_54 3m DRH18-E_LE2C03A18EN_240711 HORIZONTAL : RBW:1000.000kHz VBW:0.200kHz SWT:Auto</p> <table border="1"> <thead> <tr> <th>Limit</th> <th>Read</th> <th>Ant</th> <th>Cable</th> <th>Preamp</th> <th>Aux</th> <th>APos</th> <th>TPos</th> <th>Remark</th> </tr> <tr> <th>Freq</th> <th>Level</th> <th>Line Margin</th> <th>Level Factor</th> <th>Loss Factor</th> <th>Loss Factor</th> <th>Factor</th> <th>Factor</th> <th></th> </tr> <tr> <th>MHz</th> <th>dBuV/m</th> <th>dBuV/m</th> <th>dB</th> <th>dBuV</th> <th>dB/m</th> <th>dB</th> <th>dB</th> <th>cm</th> <th>deg</th> </tr> </thead> <tbody> <tr> <td>1</td> <td>5087.97</td> <td>42.20</td> <td>54.00</td> <td>-11.80</td> <td>30.76</td> <td>32.60</td> <td>12.96</td> <td>34.12</td> <td>0.00</td> <td>141</td> <td>333</td> <td>AVERAGE</td> </tr> </tbody> </table>	Limit	Read	Ant	Cable	Preamp	Aux	APos	TPos	Remark	Freq	Level	Line Margin	Level Factor	Loss Factor	Loss Factor	Factor	Factor		MHz	dBuV/m	dBuV/m	dB	dBuV	dB/m	dB	dB	cm	deg	1	5087.97	42.20	54.00	-11.80	30.76	32.60	12.96	34.12	0.00	141	333	AVERAGE	<p>Site : 03CH21-HY Condition: AVG_54 3m DRH18-E_LE2C03A18EN_240711 HORIZONTAL : RBW:1000.000kHz VBW:0.200kHz SWT:Auto</p> <table border="1"> <thead> <tr> <th>Limit</th> <th>Read</th> <th>Ant</th> <th>Cable</th> <th>Preamp</th> <th>Aux</th> <th>APos</th> <th>TPos</th> <th>Remark</th> </tr> <tr> <th>Freq</th> <th>Level</th> <th>Line Margin</th> <th>Level Factor</th> <th>Loss Factor</th> <th>Loss Factor</th> <th>Factor</th> <th>Factor</th> <th></th> </tr> <tr> <th>MHz</th> <th>dBuV/m</th> <th>dBuV/m</th> <th>dB</th> <th>dBuV</th> <th>dB/m</th> <th>dB</th> <th>dB</th> <th>cm</th> <th>deg</th> </tr> </thead> <tbody> <tr> <td>1</td> <td>5190.00</td> <td>96.97</td> <td>-----</td> <td>-----</td> <td>85.56</td> <td>32.62</td> <td>13.08</td> <td>34.29</td> <td>0.00</td> <td>141</td> <td>333</td> <td>AVERAGE</td> </tr> </tbody> </table>	Limit	Read	Ant	Cable	Preamp	Aux	APos	TPos	Remark	Freq	Level	Line Margin	Level Factor	Loss Factor	Loss Factor	Factor	Factor		MHz	dBuV/m	dBuV/m	dB	dBuV	dB/m	dB	dB	cm	deg	1	5190.00	96.97	-----	-----	85.56	32.62	13.08	34.29	0.00	141	333	AVERAGE
Limit	Read	Ant	Cable	Preamp	Aux	APos	TPos	Remark																																																																											
Freq	Level	Line Margin	Level Factor	Loss Factor	Loss Factor	Factor	Factor																																																																												
MHz	dBuV/m	dBuV/m	dB	dBuV	dB/m	dB	dB	cm	deg																																																																										
1	5087.97	42.20	54.00	-11.80	30.76	32.60	12.96	34.12	0.00	141	333	AVERAGE																																																																							
Limit	Read	Ant	Cable	Preamp	Aux	APos	TPos	Remark																																																																											
Freq	Level	Line Margin	Level Factor	Loss Factor	Loss Factor	Factor	Factor																																																																												
MHz	dBuV/m	dBuV/m	dB	dBuV	dB/m	dB	dB	cm	deg																																																																										
1	5190.00	96.97	-----	-----	85.56	32.62	13.08	34.29	0.00	141	333	AVERAGE																																																																							



Mode	12																																										
	Band Edge - R																																										
	U-NII-1_5.15-5.25_802.11ax HE40_CH38_5190MHz																																										
ANT	1+2																																										
Pol.	Horizontal	Fundamental																																									
Peak	<p>Site : 03CH21-HY Condition: PEAK_BE_74 3m DRH18-E_LE2C03A18EN_240711 HORIZONTAL : RBW:1000.000kHz VBW:3000.000kHz SNT:Auto</p> <table border="1"> <thead> <tr> <th>Limit</th> <th>Read</th> <th>Ant</th> <th>Cable</th> <th>Preamp</th> <th>Aux</th> <th>APos</th> <th>TPos</th> <th>Remark</th> </tr> <tr> <th>Freq</th> <th>Level</th> <th>Line</th> <th>Margin</th> <th>Level</th> <th>Factor</th> <th>Loss</th> <th>Factor</th> <th>Factor</th> </tr> <tr> <th>MHz</th> <th>dBuV/m</th> <th>dBuV/m</th> <th>dB</th> <th>dBuV</th> <th>dB/m</th> <th>dB</th> <th>dB</th> <th>cm</th> <th>deg</th> </tr> </thead> <tbody> <tr> <td>1</td> <td>5452.44</td> <td>48.70</td> <td>74.00</td> <td>-25.30</td> <td>37.76</td> <td>32.31</td> <td>13.38</td> <td>34.75</td> <td>0.00</td> <td>141</td> <td>333</td> <td>PEAK</td> </tr> </tbody> </table>	Limit	Read	Ant	Cable	Preamp	Aux	APos	TPos	Remark	Freq	Level	Line	Margin	Level	Factor	Loss	Factor	Factor	MHz	dBuV/m	dBuV/m	dB	dBuV	dB/m	dB	dB	cm	deg	1	5452.44	48.70	74.00	-25.30	37.76	32.31	13.38	34.75	0.00	141	333	PEAK	Blank
Limit	Read	Ant	Cable	Preamp	Aux	APos	TPos	Remark																																			
Freq	Level	Line	Margin	Level	Factor	Loss	Factor	Factor																																			
MHz	dBuV/m	dBuV/m	dB	dBuV	dB/m	dB	dB	cm	deg																																		
1	5452.44	48.70	74.00	-25.30	37.76	32.31	13.38	34.75	0.00	141	333	PEAK																															
Avg	<p>Site : 03CH21-HY Condition: AVG_BE_54 3m DRH18-E_LE2C03A18EN_240711 HORIZONTAL : RBW:1000.000kHz VBW:0.200kHz SNT:Auto</p> <table border="1"> <thead> <tr> <th>Limit</th> <th>Read</th> <th>Ant</th> <th>Cable</th> <th>Preamp</th> <th>Aux</th> <th>APos</th> <th>TPos</th> <th>Remark</th> </tr> <tr> <th>Freq</th> <th>Level</th> <th>Line</th> <th>Margin</th> <th>Level</th> <th>Factor</th> <th>Loss</th> <th>Factor</th> <th>Factor</th> </tr> <tr> <th>MHz</th> <th>dBuV/m</th> <th>dBuV/m</th> <th>dB</th> <th>dBuV</th> <th>dB/m</th> <th>dB</th> <th>dB</th> <th>cm</th> <th>deg</th> </tr> </thead> <tbody> <tr> <td>1</td> <td>5376.03</td> <td>40.80</td> <td>54.00</td> <td>-13.20</td> <td>29.88</td> <td>32.25</td> <td>13.29</td> <td>34.62</td> <td>0.00</td> <td>141</td> <td>333</td> <td>AVERAGE</td> </tr> </tbody> </table>	Limit	Read	Ant	Cable	Preamp	Aux	APos	TPos	Remark	Freq	Level	Line	Margin	Level	Factor	Loss	Factor	Factor	MHz	dBuV/m	dBuV/m	dB	dBuV	dB/m	dB	dB	cm	deg	1	5376.03	40.80	54.00	-13.20	29.88	32.25	13.29	34.62	0.00	141	333	AVERAGE	Blank
Limit	Read	Ant	Cable	Preamp	Aux	APos	TPos	Remark																																			
Freq	Level	Line	Margin	Level	Factor	Loss	Factor	Factor																																			
MHz	dBuV/m	dBuV/m	dB	dBuV	dB/m	dB	dB	cm	deg																																		
1	5376.03	40.80	54.00	-13.20	29.88	32.25	13.29	34.62	0.00	141	333	AVERAGE																															



Mode	12																																																																																			
	Band Edge - L																																																																																			
	U-NII-1_5.15-5.25_802.11ax HE40_CH38_5190MHz																																																																																			
ANT	1+2																																																																																			
Pol.	Vertical	Fundamental																																																																																		
Peak	<p>Site : 03CH21-HY Condition: PEAK_BE_74 3m DRH18-E_LE2C03A18EN_240711 VERTICAL : RBW:1000.000kHz VBW:3000.000kHz SWT:Auto</p> <table border="1"> <thead> <tr> <th>Limit</th> <th>Read</th> <th>Ant</th> <th>Cable</th> <th>Preamp</th> <th>Aux</th> <th>APos</th> <th>TPos</th> <th>Remark</th> </tr> <tr> <th>Freq</th> <th>Level</th> <th>Line Margin</th> <th>Level Factor</th> <th>Loss Factor</th> <th>Loss Factor</th> <th>Factor</th> <th></th> <th></th> </tr> <tr> <th>MHz</th> <th>dBuV/m</th> <th>dBuV/m</th> <th>dB</th> <th>dBuV</th> <th>dB/m</th> <th>dB</th> <th>dB</th> <th>cm</th> <th>deg</th> </tr> </thead> <tbody> <tr> <td>1</td> <td>5149.72</td> <td>53.66</td> <td>74.00</td> <td>-20.34</td> <td>42.16</td> <td>32.70</td> <td>13.03</td> <td>34.23</td> <td>0.00</td> <td>111</td> <td>231</td> <td>PEAK</td> </tr> </tbody> </table>	Limit	Read	Ant	Cable	Preamp	Aux	APos	TPos	Remark	Freq	Level	Line Margin	Level Factor	Loss Factor	Loss Factor	Factor			MHz	dBuV/m	dBuV/m	dB	dBuV	dB/m	dB	dB	cm	deg	1	5149.72	53.66	74.00	-20.34	42.16	32.70	13.03	34.23	0.00	111	231	PEAK	<p>Site : 03CH21-HY Condition: PEAK(UNII) 3m DRH18-E_LE2C03A18EN_240711 VERTICAL : RBW:1000.000kHz VBW:3000.000kHz SWT:Auto</p> <table border="1"> <thead> <tr> <th>Limit</th> <th>Read</th> <th>Ant</th> <th>Cable</th> <th>Preamp</th> <th>Aux</th> <th>APos</th> <th>TPos</th> <th>Remark</th> </tr> <tr> <th>Freq</th> <th>Level</th> <th>Line Margin</th> <th>Level Factor</th> <th>Loss Factor</th> <th>Loss Factor</th> <th>Factor</th> <th></th> <th></th> </tr> <tr> <th>MHz</th> <th>dBuV/m</th> <th>dBuV/m</th> <th>dB</th> <th>dBuV</th> <th>dB/m</th> <th>dB</th> <th>dB</th> <th>cm</th> <th>deg</th> </tr> </thead> <tbody> <tr> <td>1</td> <td>5190.00</td> <td>108.71</td> <td>-----</td> <td>-----</td> <td>97.33</td> <td>32.60</td> <td>13.09</td> <td>34.31</td> <td>0.00</td> <td>111</td> <td>231</td> <td>PEAK</td> </tr> </tbody> </table>	Limit	Read	Ant	Cable	Preamp	Aux	APos	TPos	Remark	Freq	Level	Line Margin	Level Factor	Loss Factor	Loss Factor	Factor			MHz	dBuV/m	dBuV/m	dB	dBuV	dB/m	dB	dB	cm	deg	1	5190.00	108.71	-----	-----	97.33	32.60	13.09	34.31	0.00	111	231	PEAK
	Limit	Read	Ant	Cable	Preamp	Aux	APos	TPos	Remark																																																																											
Freq	Level	Line Margin	Level Factor	Loss Factor	Loss Factor	Factor																																																																														
MHz	dBuV/m	dBuV/m	dB	dBuV	dB/m	dB	dB	cm	deg																																																																											
1	5149.72	53.66	74.00	-20.34	42.16	32.70	13.03	34.23	0.00	111	231	PEAK																																																																								
Limit	Read	Ant	Cable	Preamp	Aux	APos	TPos	Remark																																																																												
Freq	Level	Line Margin	Level Factor	Loss Factor	Loss Factor	Factor																																																																														
MHz	dBuV/m	dBuV/m	dB	dBuV	dB/m	dB	dB	cm	deg																																																																											
1	5190.00	108.71	-----	-----	97.33	32.60	13.09	34.31	0.00	111	231	PEAK																																																																								
Avg	<p>Site : 03CH21-HY Condition: AVG_BE_54 3m DRH18-E_LE2C03A18EN_240711 VERTICAL : RBW:1000.000kHz VBW:0.200kHz SWT:Auto</p> <table border="1"> <thead> <tr> <th>Limit</th> <th>Read</th> <th>Ant</th> <th>Cable</th> <th>Preamp</th> <th>Aux</th> <th>APos</th> <th>TPos</th> <th>Remark</th> </tr> <tr> <th>Freq</th> <th>Level</th> <th>Line Margin</th> <th>Level Factor</th> <th>Loss Factor</th> <th>Loss Factor</th> <th>Factor</th> <th></th> <th></th> </tr> <tr> <th>MHz</th> <th>dBuV/m</th> <th>dBuV/m</th> <th>dB</th> <th>dBuV</th> <th>dB/m</th> <th>dB</th> <th>dB</th> <th>cm</th> <th>deg</th> </tr> </thead> <tbody> <tr> <td>1</td> <td>5149.91</td> <td>45.04</td> <td>54.00</td> <td>-8.96</td> <td>33.54</td> <td>32.70</td> <td>13.03</td> <td>34.23</td> <td>0.00</td> <td>111</td> <td>231</td> <td>AVERAGE</td> </tr> </tbody> </table>	Limit	Read	Ant	Cable	Preamp	Aux	APos	TPos	Remark	Freq	Level	Line Margin	Level Factor	Loss Factor	Loss Factor	Factor			MHz	dBuV/m	dBuV/m	dB	dBuV	dB/m	dB	dB	cm	deg	1	5149.91	45.04	54.00	-8.96	33.54	32.70	13.03	34.23	0.00	111	231	AVERAGE	<p>Site : 03CH21-HY Condition: AVG_54 3m DRH18-E_LE2C03A18EN_240711 VERTICAL : RBW:1000.000kHz VBW:0.200kHz SWT:Auto</p> <table border="1"> <thead> <tr> <th>Limit</th> <th>Read</th> <th>Ant</th> <th>Cable</th> <th>Preamp</th> <th>Aux</th> <th>APos</th> <th>TPos</th> <th>Remark</th> </tr> <tr> <th>Freq</th> <th>Level</th> <th>Line Margin</th> <th>Level Factor</th> <th>Loss Factor</th> <th>Loss Factor</th> <th>Factor</th> <th></th> <th></th> </tr> <tr> <th>MHz</th> <th>dBuV/m</th> <th>dBuV/m</th> <th>dB</th> <th>dBuV</th> <th>dB/m</th> <th>dB</th> <th>dB</th> <th>cm</th> <th>deg</th> </tr> </thead> <tbody> <tr> <td>1</td> <td>5190.00</td> <td>101.92</td> <td>-----</td> <td>-----</td> <td>90.54</td> <td>32.60</td> <td>13.09</td> <td>34.31</td> <td>0.00</td> <td>111</td> <td>231</td> <td>AVERAGE</td> </tr> </tbody> </table>	Limit	Read	Ant	Cable	Preamp	Aux	APos	TPos	Remark	Freq	Level	Line Margin	Level Factor	Loss Factor	Loss Factor	Factor			MHz	dBuV/m	dBuV/m	dB	dBuV	dB/m	dB	dB	cm	deg	1	5190.00	101.92	-----	-----	90.54	32.60	13.09	34.31	0.00	111	231	AVERAGE
Limit	Read	Ant	Cable	Preamp	Aux	APos	TPos	Remark																																																																												
Freq	Level	Line Margin	Level Factor	Loss Factor	Loss Factor	Factor																																																																														
MHz	dBuV/m	dBuV/m	dB	dBuV	dB/m	dB	dB	cm	deg																																																																											
1	5149.91	45.04	54.00	-8.96	33.54	32.70	13.03	34.23	0.00	111	231	AVERAGE																																																																								
Limit	Read	Ant	Cable	Preamp	Aux	APos	TPos	Remark																																																																												
Freq	Level	Line Margin	Level Factor	Loss Factor	Loss Factor	Factor																																																																														
MHz	dBuV/m	dBuV/m	dB	dBuV	dB/m	dB	dB	cm	deg																																																																											
1	5190.00	101.92	-----	-----	90.54	32.60	13.09	34.31	0.00	111	231	AVERAGE																																																																								



Mode	12																																							
	Band Edge - R																																							
	U-NII-1_5.15-5.25_802.11ax HE40_CH38_5190MHz																																							
ANT	1+2																																							
Pol.	Vertical	Fundamental																																						
Peak	<p>Site : 03CH21-HY Condition: PEAK_BE_74 3m DRH18-E_LE2C03A18EN_240711 VERTICAL : RBW:1000.000kHz VBW:3000.000kHz SNT:Auto</p> <table border="1"> <thead> <tr> <th>Limit</th> <th>Read</th> <th>Ant</th> <th>Cable</th> <th>Preamp</th> <th>Aux</th> <th>APos</th> <th>TPos</th> <th>Remark</th> </tr> <tr> <th>Freq</th> <th>Level</th> <th>Line</th> <th>Margin</th> <th>Level</th> <th>Factor</th> <th>Loss</th> <th>Factor</th> <th>Factor</th> </tr> <tr> <th>MHz</th> <th>dBuV/m</th> <th>dBuV/m</th> <th>dB</th> <th>dBuV</th> <th>dB/m</th> <th>dB</th> <th>dB</th> <th>cm</th> <th>deg</th> </tr> </thead> <tbody> <tr> <td>1 5359.02</td> <td>49.63</td> <td>74.00</td> <td>-24.37</td> <td>38.67</td> <td>32.28</td> <td>13.27</td> <td>34.59</td> <td>0.00</td> <td>111 231 PEAK</td> </tr> </tbody> </table>	Limit	Read	Ant	Cable	Preamp	Aux	APos	TPos	Remark	Freq	Level	Line	Margin	Level	Factor	Loss	Factor	Factor	MHz	dBuV/m	dBuV/m	dB	dBuV	dB/m	dB	dB	cm	deg	1 5359.02	49.63	74.00	-24.37	38.67	32.28	13.27	34.59	0.00	111 231 PEAK	Blank
Limit	Read	Ant	Cable	Preamp	Aux	APos	TPos	Remark																																
Freq	Level	Line	Margin	Level	Factor	Loss	Factor	Factor																																
MHz	dBuV/m	dBuV/m	dB	dBuV	dB/m	dB	dB	cm	deg																															
1 5359.02	49.63	74.00	-24.37	38.67	32.28	13.27	34.59	0.00	111 231 PEAK																															
Avg	<p>Site : 03CH21-HY Condition: AVG_BE_54 3m DRH18-E_LE2C03A18EN_240711 VERTICAL : RBW:1000.000kHz VBW:0.200kHz SNT:Auto</p> <table border="1"> <thead> <tr> <th>Limit</th> <th>Read</th> <th>Ant</th> <th>Cable</th> <th>Preamp</th> <th>Aux</th> <th>APos</th> <th>TPos</th> <th>Remark</th> </tr> <tr> <th>Freq</th> <th>Level</th> <th>Line</th> <th>Margin</th> <th>Level</th> <th>Factor</th> <th>Loss</th> <th>Factor</th> <th>Factor</th> </tr> <tr> <th>MHz</th> <th>dBuV/m</th> <th>dBuV/m</th> <th>dB</th> <th>dBuV</th> <th>dB/m</th> <th>dB</th> <th>dB</th> <th>cm</th> <th>deg</th> </tr> </thead> <tbody> <tr> <td>1 5376.03</td> <td>41.07</td> <td>54.00</td> <td>-12.93</td> <td>30.15</td> <td>32.25</td> <td>13.29</td> <td>34.62</td> <td>0.00</td> <td>111 231 AVERAGE</td> </tr> </tbody> </table>	Limit	Read	Ant	Cable	Preamp	Aux	APos	TPos	Remark	Freq	Level	Line	Margin	Level	Factor	Loss	Factor	Factor	MHz	dBuV/m	dBuV/m	dB	dBuV	dB/m	dB	dB	cm	deg	1 5376.03	41.07	54.00	-12.93	30.15	32.25	13.29	34.62	0.00	111 231 AVERAGE	Blank
Limit	Read	Ant	Cable	Preamp	Aux	APos	TPos	Remark																																
Freq	Level	Line	Margin	Level	Factor	Loss	Factor	Factor																																
MHz	dBuV/m	dBuV/m	dB	dBuV	dB/m	dB	dB	cm	deg																															
1 5376.03	41.07	54.00	-12.93	30.15	32.25	13.29	34.62	0.00	111 231 AVERAGE																															

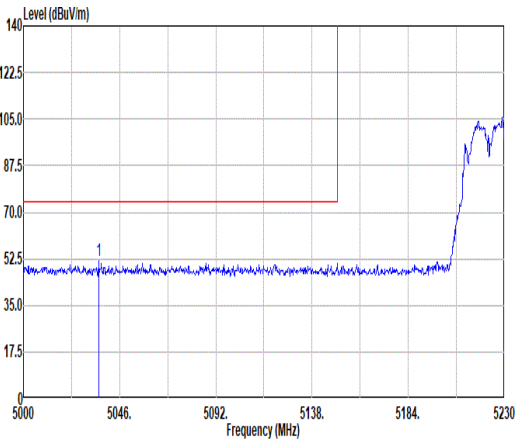
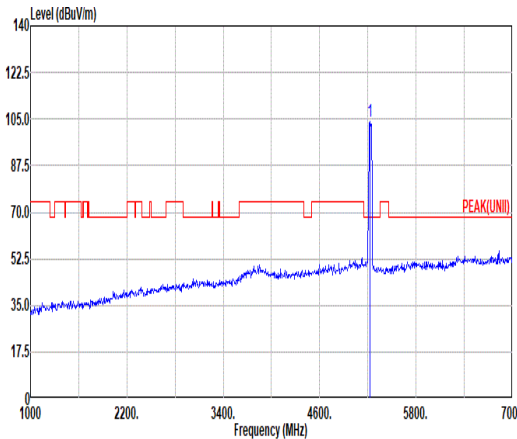
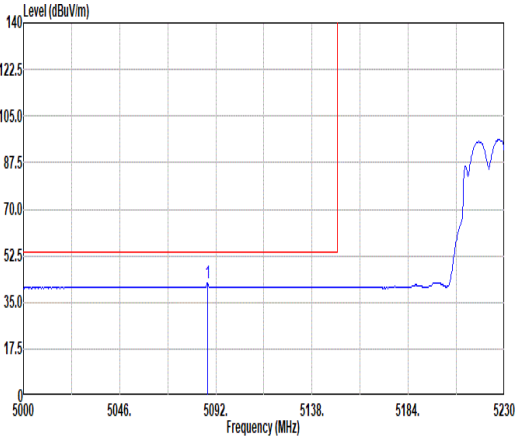
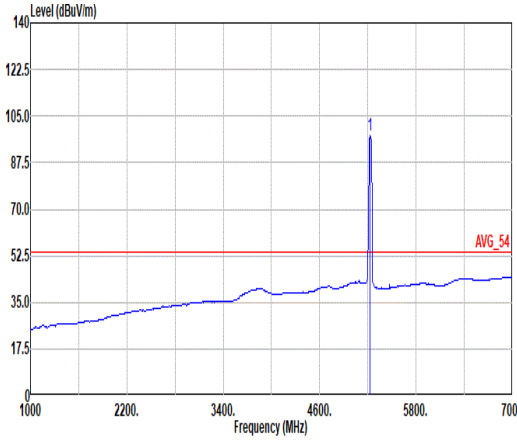


Mode	12																																																																																																																			
	Harmonic																																																																																																																			
	U-NII-1_5.15-5.25_802.11ax HE40_CH38_5190MHz																																																																																																																			
ANT	1+2																																																																																																																			
Pol.	Horizontal	Vertical																																																																																																																		
Peak Avg	<p>Site : 03CH21-HY Condition: PEAK(UNII) 3m DRH18-E_LE2C03A18EN_240711 HORIZONTAL</p> <table border="1"> <thead> <tr> <th>Limit</th> <th>Read</th> <th>Ant</th> <th>Cable</th> <th>Preamp</th> <th>Aux</th> <th>APos</th> <th>TPos</th> <th>Remark</th> </tr> <tr> <th>Freq</th> <th>Level</th> <th>Line Margin</th> <th>Level</th> <th>Factor</th> <th>Loss Factor</th> <th>Factor</th> <th></th> <th></th> </tr> <tr> <th>MHz</th> <th>dBuV/m</th> <th>dBuV/m</th> <th>dB</th> <th>dBuV</th> <th>dB/m</th> <th>dB</th> <th>dB</th> <th>dB</th> </tr> </thead> <tbody> <tr> <td>1 10380.00</td> <td>48.61</td> <td>68.20</td> <td>-19.59</td> <td>32.07</td> <td>37.28</td> <td>18.56</td> <td>39.75</td> <td>0.45</td> <td>-- -- PEAK</td> </tr> <tr> <td>2 15570.00</td> <td>52.81</td> <td>74.00</td> <td>-21.19</td> <td>34.47</td> <td>40.70</td> <td>22.81</td> <td>45.60</td> <td>0.43</td> <td>-- -- PEAK</td> </tr> <tr> <td>3 15570.00</td> <td>42.86</td> <td>54.00</td> <td>-11.14</td> <td>24.52</td> <td>40.70</td> <td>22.81</td> <td>45.60</td> <td>0.43</td> <td>-- -- AVERAGE</td> </tr> </tbody> </table>	Limit	Read	Ant	Cable	Preamp	Aux	APos	TPos	Remark	Freq	Level	Line Margin	Level	Factor	Loss Factor	Factor			MHz	dBuV/m	dBuV/m	dB	dBuV	dB/m	dB	dB	dB	1 10380.00	48.61	68.20	-19.59	32.07	37.28	18.56	39.75	0.45	-- -- PEAK	2 15570.00	52.81	74.00	-21.19	34.47	40.70	22.81	45.60	0.43	-- -- PEAK	3 15570.00	42.86	54.00	-11.14	24.52	40.70	22.81	45.60	0.43	-- -- AVERAGE	<p>Site : 03CH21-HY Condition: PEAK(UNII) 3m DRH18-E_LE2C03A18EN_240711 VERTICAL</p> <table border="1"> <thead> <tr> <th>Limit</th> <th>Read</th> <th>Ant</th> <th>Cable</th> <th>Preamp</th> <th>Aux</th> <th>APos</th> <th>TPos</th> <th>Remark</th> </tr> <tr> <th>Freq</th> <th>Level</th> <th>Line Margin</th> <th>Level</th> <th>Factor</th> <th>Loss Factor</th> <th>Factor</th> <th></th> <th></th> </tr> <tr> <th>MHz</th> <th>dBuV/m</th> <th>dBuV/m</th> <th>dB</th> <th>dBuV</th> <th>dB/m</th> <th>dB</th> <th>dB</th> <th>dB</th> </tr> </thead> <tbody> <tr> <td>1 10380.00</td> <td>48.51</td> <td>68.20</td> <td>-19.69</td> <td>31.97</td> <td>37.28</td> <td>18.56</td> <td>39.75</td> <td>0.45</td> <td>-- -- PEAK</td> </tr> <tr> <td>2 15570.00</td> <td>52.77</td> <td>74.00</td> <td>-21.23</td> <td>34.43</td> <td>40.70</td> <td>22.81</td> <td>45.60</td> <td>0.43</td> <td>-- -- PEAK</td> </tr> <tr> <td>3 15570.00</td> <td>43.01</td> <td>54.00</td> <td>-10.99</td> <td>24.67</td> <td>40.70</td> <td>22.81</td> <td>45.60</td> <td>0.43</td> <td>-- -- AVERAGE</td> </tr> </tbody> </table>	Limit	Read	Ant	Cable	Preamp	Aux	APos	TPos	Remark	Freq	Level	Line Margin	Level	Factor	Loss Factor	Factor			MHz	dBuV/m	dBuV/m	dB	dBuV	dB/m	dB	dB	dB	1 10380.00	48.51	68.20	-19.69	31.97	37.28	18.56	39.75	0.45	-- -- PEAK	2 15570.00	52.77	74.00	-21.23	34.43	40.70	22.81	45.60	0.43	-- -- PEAK	3 15570.00	43.01	54.00	-10.99	24.67	40.70	22.81	45.60	0.43	-- -- AVERAGE
	Limit	Read	Ant	Cable	Preamp	Aux	APos	TPos	Remark																																																																																																											
Freq	Level	Line Margin	Level	Factor	Loss Factor	Factor																																																																																																														
MHz	dBuV/m	dBuV/m	dB	dBuV	dB/m	dB	dB	dB																																																																																																												
1 10380.00	48.61	68.20	-19.59	32.07	37.28	18.56	39.75	0.45	-- -- PEAK																																																																																																											
2 15570.00	52.81	74.00	-21.19	34.47	40.70	22.81	45.60	0.43	-- -- PEAK																																																																																																											
3 15570.00	42.86	54.00	-11.14	24.52	40.70	22.81	45.60	0.43	-- -- AVERAGE																																																																																																											
Limit	Read	Ant	Cable	Preamp	Aux	APos	TPos	Remark																																																																																																												
Freq	Level	Line Margin	Level	Factor	Loss Factor	Factor																																																																																																														
MHz	dBuV/m	dBuV/m	dB	dBuV	dB/m	dB	dB	dB																																																																																																												
1 10380.00	48.51	68.20	-19.69	31.97	37.28	18.56	39.75	0.45	-- -- PEAK																																																																																																											
2 15570.00	52.77	74.00	-21.23	34.43	40.70	22.81	45.60	0.43	-- -- PEAK																																																																																																											
3 15570.00	43.01	54.00	-10.99	24.67	40.70	22.81	45.60	0.43	-- -- AVERAGE																																																																																																											



Mode	12	
	Harmonic	
	U-NII-1_5.15-5.25_802.11ax HE40_CH38_5190MHz	
ANT	1+2	
Pol.	Horizontal	Vertical
10.6G ~18G Avg	<p>Site : 03CH21-HY Condition: AVG_54 3m DRH18-E_LE2C03A18EN_240711 HORIZONTAL</p>	<p>Site : 03CH21-HY Condition: AVG_54 3m DRH18-E_LE2C03A18EN_240711 VERTICAL</p>



Mode	13																																																																																			
	Band Edge - L																																																																																			
	U-NII-1_5.15-5.25_802.11ax HE40_CH46_5230MHz																																																																																			
ANT	1+2																																																																																			
Pol.	Horizontal	Fundamental																																																																																		
Peak	 <p>Site : 03CH21-HY Condition: PEAK_BE_74 3m DRH18-E_LE2C03A18EN_240711 HORIZONTAL : RBW:1000.000kHz VBW:3000.000kHz SWT:Auto</p> <table border="1"> <thead> <tr> <th>Limit</th> <th>Read</th> <th>Ant</th> <th>Cable</th> <th>Preamp</th> <th>Aux</th> <th>APos</th> <th>TPos</th> <th>Remark</th> </tr> <tr> <th>Freq</th> <th>Level</th> <th>Line Margin</th> <th>Level Factor</th> <th>Loss Factor</th> <th>Loss Factor</th> <th>Factor</th> <th>Factor</th> <th></th> </tr> <tr> <th>MHz</th> <th>dBuV/m</th> <th>dBuV/m</th> <th>dB</th> <th>dBuV</th> <th>dB/m</th> <th>dB</th> <th>dB</th> <th>cm</th> <th>deg</th> </tr> </thead> <tbody> <tr> <td>1</td> <td>5035.88</td> <td>51.92</td> <td>74.00</td> <td>-22.08</td> <td>40.39</td> <td>32.66</td> <td>12.90</td> <td>34.03</td> <td>0.00</td> <td>134</td> <td>337</td> <td>PEAK</td> </tr> </tbody> </table>	Limit	Read	Ant	Cable	Preamp	Aux	APos	TPos	Remark	Freq	Level	Line Margin	Level Factor	Loss Factor	Loss Factor	Factor	Factor		MHz	dBuV/m	dBuV/m	dB	dBuV	dB/m	dB	dB	cm	deg	1	5035.88	51.92	74.00	-22.08	40.39	32.66	12.90	34.03	0.00	134	337	PEAK	 <p>Site : 03CH21-HY Condition: PEAK(UNII) 3m DRH18-E_LE2C03A18EN_240711 HORIZONTAL : RBW:1000.000kHz VBW:3000.000kHz SWT:Auto</p> <table border="1"> <thead> <tr> <th>Limit</th> <th>Read</th> <th>Ant</th> <th>Cable</th> <th>Preamp</th> <th>Aux</th> <th>APos</th> <th>TPos</th> <th>Remark</th> </tr> <tr> <th>Freq</th> <th>Level</th> <th>Line Margin</th> <th>Level Factor</th> <th>Loss Factor</th> <th>Loss Factor</th> <th>Factor</th> <th>Factor</th> <th></th> </tr> <tr> <th>MHz</th> <th>dBuV/m</th> <th>dBuV/m</th> <th>dB</th> <th>dBuV</th> <th>dB/m</th> <th>dB</th> <th>dB</th> <th>cm</th> <th>deg</th> </tr> </thead> <tbody> <tr> <td>1</td> <td>5230.00</td> <td>104.09</td> <td>-----</td> <td>-----</td> <td>92.86</td> <td>32.48</td> <td>13.12</td> <td>34.37</td> <td>0.00</td> <td>134</td> <td>337</td> <td>PEAK</td> </tr> </tbody> </table>	Limit	Read	Ant	Cable	Preamp	Aux	APos	TPos	Remark	Freq	Level	Line Margin	Level Factor	Loss Factor	Loss Factor	Factor	Factor		MHz	dBuV/m	dBuV/m	dB	dBuV	dB/m	dB	dB	cm	deg	1	5230.00	104.09	-----	-----	92.86	32.48	13.12	34.37	0.00	134	337	PEAK
	Limit	Read	Ant	Cable	Preamp	Aux	APos	TPos	Remark																																																																											
Freq	Level	Line Margin	Level Factor	Loss Factor	Loss Factor	Factor	Factor																																																																													
MHz	dBuV/m	dBuV/m	dB	dBuV	dB/m	dB	dB	cm	deg																																																																											
1	5035.88	51.92	74.00	-22.08	40.39	32.66	12.90	34.03	0.00	134	337	PEAK																																																																								
Limit	Read	Ant	Cable	Preamp	Aux	APos	TPos	Remark																																																																												
Freq	Level	Line Margin	Level Factor	Loss Factor	Loss Factor	Factor	Factor																																																																													
MHz	dBuV/m	dBuV/m	dB	dBuV	dB/m	dB	dB	cm	deg																																																																											
1	5230.00	104.09	-----	-----	92.86	32.48	13.12	34.37	0.00	134	337	PEAK																																																																								
Avg	 <p>Site : 03CH21-HY Condition: AVG_BE_54 3m DRH18-E_LE2C03A18EN_240711 HORIZONTAL : RBW:1000.000kHz VBW:0.200kHz SWT:Auto</p> <table border="1"> <thead> <tr> <th>Limit</th> <th>Read</th> <th>Ant</th> <th>Cable</th> <th>Preamp</th> <th>Aux</th> <th>APos</th> <th>TPos</th> <th>Remark</th> </tr> <tr> <th>Freq</th> <th>Level</th> <th>Line Margin</th> <th>Level Factor</th> <th>Loss Factor</th> <th>Loss Factor</th> <th>Factor</th> <th>Factor</th> <th></th> </tr> <tr> <th>MHz</th> <th>dBuV/m</th> <th>dBuV/m</th> <th>dB</th> <th>dBuV</th> <th>dB/m</th> <th>dB</th> <th>dB</th> <th>cm</th> <th>deg</th> </tr> </thead> <tbody> <tr> <td>1</td> <td>5080.09</td> <td>42.23</td> <td>54.00</td> <td>-11.77</td> <td>30.79</td> <td>32.60</td> <td>12.96</td> <td>34.12</td> <td>0.00</td> <td>134</td> <td>337</td> <td>AVERAGE</td> </tr> </tbody> </table>	Limit	Read	Ant	Cable	Preamp	Aux	APos	TPos	Remark	Freq	Level	Line Margin	Level Factor	Loss Factor	Loss Factor	Factor	Factor		MHz	dBuV/m	dBuV/m	dB	dBuV	dB/m	dB	dB	cm	deg	1	5080.09	42.23	54.00	-11.77	30.79	32.60	12.96	34.12	0.00	134	337	AVERAGE	 <p>Site : 03CH21-HY Condition: AVG_54 3m DRH18-E_LE2C03A18EN_240711 HORIZONTAL : RBW:1000.000kHz VBW:0.200kHz SWT:Auto</p> <table border="1"> <thead> <tr> <th>Limit</th> <th>Read</th> <th>Ant</th> <th>Cable</th> <th>Preamp</th> <th>Aux</th> <th>APos</th> <th>TPos</th> <th>Remark</th> </tr> <tr> <th>Freq</th> <th>Level</th> <th>Line Margin</th> <th>Level Factor</th> <th>Loss Factor</th> <th>Loss Factor</th> <th>Factor</th> <th>Factor</th> <th></th> </tr> <tr> <th>MHz</th> <th>dBuV/m</th> <th>dBuV/m</th> <th>dB</th> <th>dBuV</th> <th>dB/m</th> <th>dB</th> <th>dB</th> <th>cm</th> <th>deg</th> </tr> </thead> <tbody> <tr> <td>1</td> <td>5230.00</td> <td>97.53</td> <td>-----</td> <td>-----</td> <td>86.30</td> <td>32.48</td> <td>13.12</td> <td>34.37</td> <td>0.00</td> <td>134</td> <td>337</td> <td>AVERAGE</td> </tr> </tbody> </table>	Limit	Read	Ant	Cable	Preamp	Aux	APos	TPos	Remark	Freq	Level	Line Margin	Level Factor	Loss Factor	Loss Factor	Factor	Factor		MHz	dBuV/m	dBuV/m	dB	dBuV	dB/m	dB	dB	cm	deg	1	5230.00	97.53	-----	-----	86.30	32.48	13.12	34.37	0.00	134	337	AVERAGE
	Limit	Read	Ant	Cable	Preamp	Aux	APos	TPos	Remark																																																																											
Freq	Level	Line Margin	Level Factor	Loss Factor	Loss Factor	Factor	Factor																																																																													
MHz	dBuV/m	dBuV/m	dB	dBuV	dB/m	dB	dB	cm	deg																																																																											
1	5080.09	42.23	54.00	-11.77	30.79	32.60	12.96	34.12	0.00	134	337	AVERAGE																																																																								
Limit	Read	Ant	Cable	Preamp	Aux	APos	TPos	Remark																																																																												
Freq	Level	Line Margin	Level Factor	Loss Factor	Loss Factor	Factor	Factor																																																																													
MHz	dBuV/m	dBuV/m	dB	dBuV	dB/m	dB	dB	cm	deg																																																																											
1	5230.00	97.53	-----	-----	86.30	32.48	13.12	34.37	0.00	134	337	AVERAGE																																																																								



	13																																										
Mode	Band Edge - R																																										
	U-NII-1_5.15-5.25_802.11ax HE40_CH46_5230MHz																																										
ANT	1+2																																										
Pol.	Horizontal	Fundamental																																									
Peak	<p>Level (dBuV/m)</p> <p>Frequency (MHz)</p> <p>PEAK_BE_74</p> <p>Site : 03CH21-HY Condition: PEAK_BE_74 3m DRH18-E_LE2C03A18EN_240711 HORIZONTAL : RBW:1000.000kHz VBW:3000.000kHz SMT:Auto</p> <table border="1"> <thead> <tr> <th>Limit</th> <th>Read</th> <th>Ant</th> <th>Cable</th> <th>Preamp</th> <th>Aux</th> <th>APos</th> <th>TPos</th> <th>Remark</th> </tr> <tr> <th>Freq</th> <th>Level</th> <th>Line</th> <th>Margin</th> <th>Level</th> <th>Factor</th> <th>Loss</th> <th>Factor</th> <th>Factor</th> </tr> <tr> <th>MHz</th> <th>dBuV/m</th> <th>dBuV/m</th> <th>dB</th> <th>dBuV</th> <th>dB/m</th> <th>dB</th> <th>dB</th> <th>cm</th> <th>deg</th> </tr> </thead> <tbody> <tr> <td>1</td> <td>5454.25</td> <td>48.53</td> <td>74.00</td> <td>-25.47</td> <td>37.57</td> <td>32.33</td> <td>13.38</td> <td>34.75</td> <td>0.00</td> <td>134</td> <td>337</td> <td>PEAK</td> </tr> </tbody> </table>	Limit	Read	Ant	Cable	Preamp	Aux	APos	TPos	Remark	Freq	Level	Line	Margin	Level	Factor	Loss	Factor	Factor	MHz	dBuV/m	dBuV/m	dB	dBuV	dB/m	dB	dB	cm	deg	1	5454.25	48.53	74.00	-25.47	37.57	32.33	13.38	34.75	0.00	134	337	PEAK	Blank
	Limit	Read	Ant	Cable	Preamp	Aux	APos	TPos	Remark																																		
Freq	Level	Line	Margin	Level	Factor	Loss	Factor	Factor																																			
MHz	dBuV/m	dBuV/m	dB	dBuV	dB/m	dB	dB	cm	deg																																		
1	5454.25	48.53	74.00	-25.47	37.57	32.33	13.38	34.75	0.00	134	337	PEAK																															
Avg	<p>Level (dBuV/m)</p> <p>Frequency (MHz)</p> <p>AVG_BE_54</p> <p>Site : 03CH21-HY Condition: AVG_BE_54 3m DRH18-E_LE2C03A18EN_240711 HORIZONTAL : RBW:1000.000kHz VBW:0.200kHz SMT:Auto</p> <table border="1"> <thead> <tr> <th>Limit</th> <th>Read</th> <th>Ant</th> <th>Cable</th> <th>Preamp</th> <th>Aux</th> <th>APos</th> <th>TPos</th> <th>Remark</th> </tr> <tr> <th>Freq</th> <th>Level</th> <th>Line</th> <th>Margin</th> <th>Level</th> <th>Factor</th> <th>Loss</th> <th>Factor</th> <th>Factor</th> </tr> <tr> <th>MHz</th> <th>dBuV/m</th> <th>dBuV/m</th> <th>dB</th> <th>dBuV</th> <th>dB/m</th> <th>dB</th> <th>dB</th> <th>cm</th> <th>deg</th> </tr> </thead> <tbody> <tr> <td>1</td> <td>5376.05</td> <td>39.66</td> <td>54.00</td> <td>-14.34</td> <td>28.74</td> <td>32.25</td> <td>13.29</td> <td>34.62</td> <td>0.00</td> <td>134</td> <td>337</td> <td>AVERAGE</td> </tr> </tbody> </table>	Limit	Read	Ant	Cable	Preamp	Aux	APos	TPos	Remark	Freq	Level	Line	Margin	Level	Factor	Loss	Factor	Factor	MHz	dBuV/m	dBuV/m	dB	dBuV	dB/m	dB	dB	cm	deg	1	5376.05	39.66	54.00	-14.34	28.74	32.25	13.29	34.62	0.00	134	337	AVERAGE	Blank
Limit	Read	Ant	Cable	Preamp	Aux	APos	TPos	Remark																																			
Freq	Level	Line	Margin	Level	Factor	Loss	Factor	Factor																																			
MHz	dBuV/m	dBuV/m	dB	dBuV	dB/m	dB	dB	cm	deg																																		
1	5376.05	39.66	54.00	-14.34	28.74	32.25	13.29	34.62	0.00	134	337	AVERAGE																															