


PHOTOGRAPHS OF THE TEST CONFIGURATION


CONDUCTED EMISSION TEST (Test Mode A)



CONDUCTED EMISSION TEST (Test Mode B)




CONDUCTED EMISSION TEST (Test Mode C)




CONDUCTED EMISSION TEST (Test Mode D)




RADIATED EMISSION TEST (Frequency range above 1GHz)
(Test Mode A)




RADIATED EMISSION TEST (Frequency range above 1GHz)
(Test Mode C)




RADIATED EMISSION TEST (Frequency range below 1GHz)
(Test Mode A)



RADIATED EMISSION TEST (Frequency range below 1GHz)
(Test Mode B)



RADIATED EMISSION TEST (Frequency range below 1GHz)
(Test Mode C)



RADIATED EMISSION TEST (Frequency range below 1GHz)
(Test Mode D)

