




Photographs of the Test Configuration

Conducted Emission Test




For 2.4GHz, EUT in X-axis



Radiated Emission Below 1GHz Test




Radiated Emission Below 1GHz Test




Radiated Emission Above 1GHz Test



Radiated Emission Above 1GHz Test





Radiated Emission Above 1GHz Test





For 5GHz, EUT in Z-axis



Radiated Emission Below 1GHz Test





Radiated Emission Below 1GHz Test



Radiated Emission Above 1GHz Test



Radiated Emission Above 1GHz Test



Radiated Emission Above 1GHz Test

