

1. Photographs of Conducted Emissions Test Configuration

Mode 1, 4

Front view



Side view



Under table view



Mode 2, 5



Front view



Side view

Under table view



Mode 3, 6



Front view

Side view



Under table view




2. Photographs of Radiated Emissions Test Configuration


For radiated emissions 30MHz~1GHz

Mode 1, 7

Front view




Rear view




Mode 2, 8

Front view




Rear view




Mode 3, 9

Front view




Rear view




Mode 4, 10

Front view




Rear view




Mode 5, 11

Front view




Rear view




Mode 6, 12

Front view




Rear view



For radiated emissions above 1GHz

Front view



Rear view



————THE END————