

Appendix C. Test Setup Photographs

Conducted Emissions Test Configuration:

Model Number : FG-1001F & FG-1000F(Delta_left)

Front View




Rear View



Model Number : FG-1001F & FG-1000F(Delta_right)

Front View



Rear View



Model Number : FG-1001F & FG-1000F(Delta_left+right)

Front View




Rear View



Model Number : FG-1001F-DC & FG-1000F-DC(Delta_left)

Front View



Rear View



Model Number : FG-1001F-DC & FG-1000F-DC(Delta_right)

Front View



Rear View



Model Number : FG-1001F-DC & FG-1000F-DC(Delta_left+right)

Front View



Rear View



Radiated Emissions Test Configuration:

9 kHz ~ 30 MHz



Model Number : FG-1001F & FG-1000F(Delta_left)

Below 1 GHz _ Front View



Below 1 GHz _ Rear View



Model Number : FG-1001F & FG-1000F(Delta_right)

Below 1 GHz _ Front View




Below 1 GHz _ Rear View



Model Number : FG-1001F & FG-1000F(Delta_left+right)

Below 1 GHz _ Front View




Below 1 GHz _ Rear View



Model Number : FG-1001F-DC & FG-1000F-DC(Delta_left)

Below 1 GHz _ Front View



Below 1 GHz _ Rear View



Model Number : FG-1001F-DC & FG-1000F-DC(Delta_right)

Below 1 GHz _ Front View



Below 1 GHz _ Rear View



Model Number : FG-1001F-DC & FG-1000F-DC(Delta_left+right)


Below 1 GHz _ Front View



Below 1 GHz _ Rear View



Above 1 GHz _ Below 1 GHz _ Front View



Above 1 GHz _ Below 1 GHz _ Rear View

