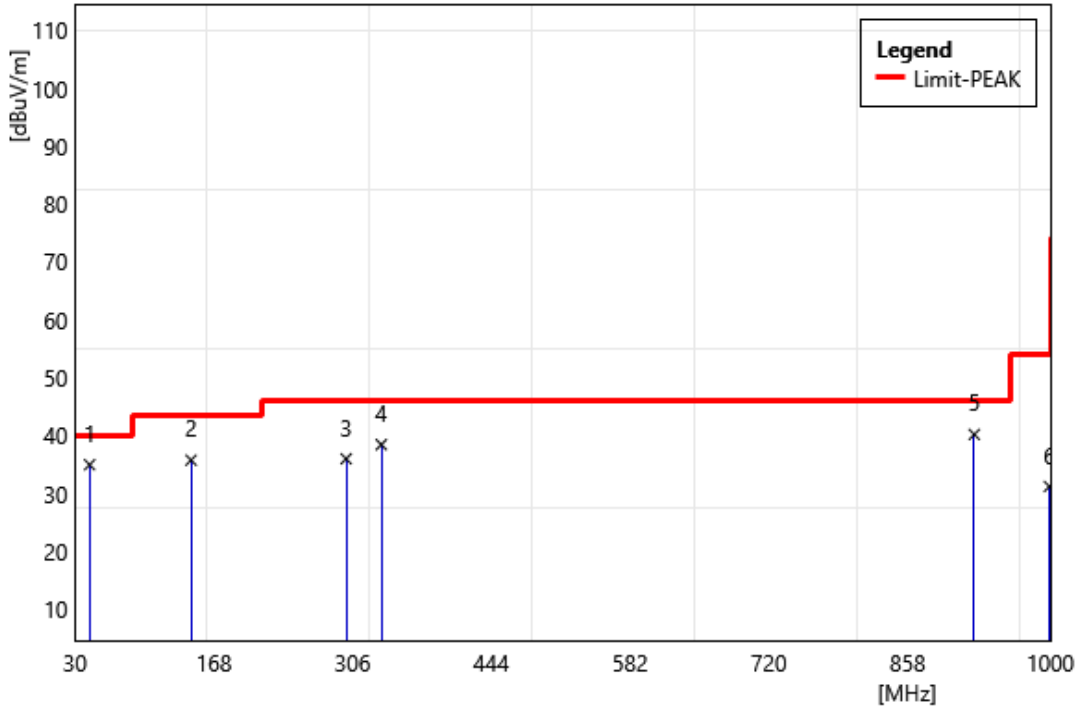


Standard:	Part 15.247	Test Site:	96602 - WG
Polarization:	Vertical		
Test Mode	Transmit Mode		
ReMark:	FG-600F_DC PSU(Murata_Left)		

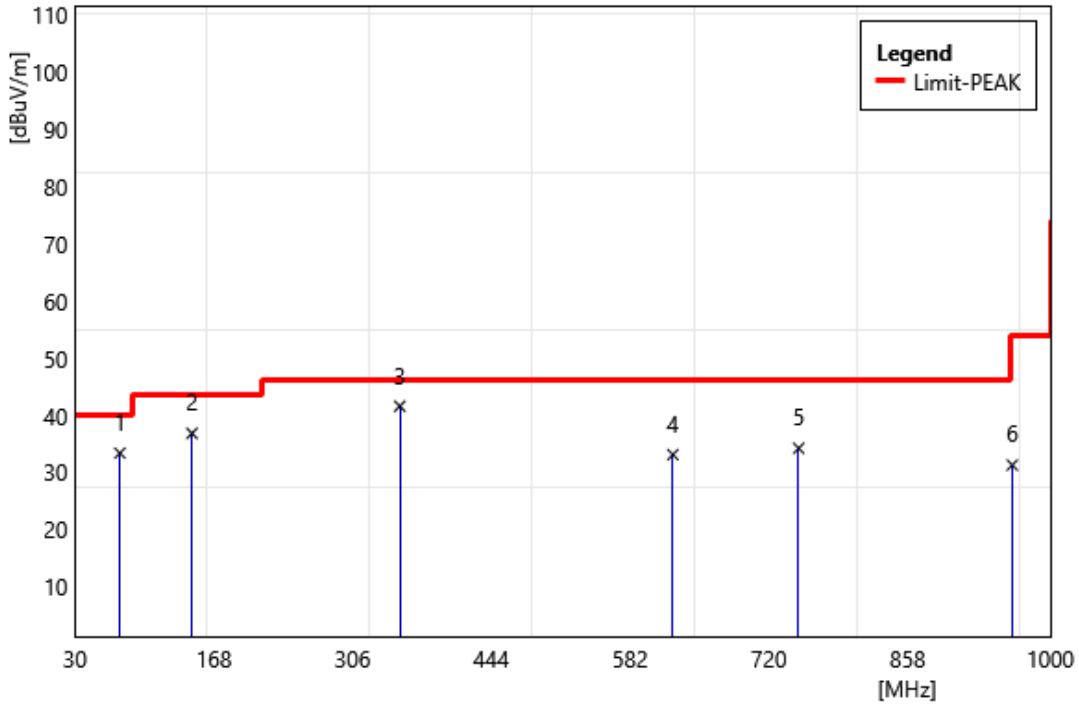


No.	Frequency MHz	Reading dBuV	Correct Factor dB/m	Result dBuV/m	Limit dBuV/m	Margin dB	ReMark
1	44.55	46.99	-12.06	34.93	40	-5.07	PEAK
2	145.43	47.63	-11.92	35.71	43.5	-7.79	PEAK
3	299.66	47.17	-11.22	35.95	46	-10.05	PEAK
4	334.58	48.64	-10.24	38.4	46	-7.6	PEAK
5	924.34	40.4	-0.23	40.17	46	-5.83	PEAK
6	999.03	30.9	0.27	31.17	54	-22.83	PEAK

Note:1. Result (dBuV) = Correction factor (dB) + Reading(dBuV).

2. Correction factor (dB/m) = Antenna Factor (dB/m) + Cable loss (dB) – Pre-Amplifier gain (dB).

Standard:	Part 15.247	Test Site:	96602 - WG
Polarization:	Horizontal		
Test Mode	Transmit Mode		
ReMark:	FG-600F_DC PSU(Murata_Left)		

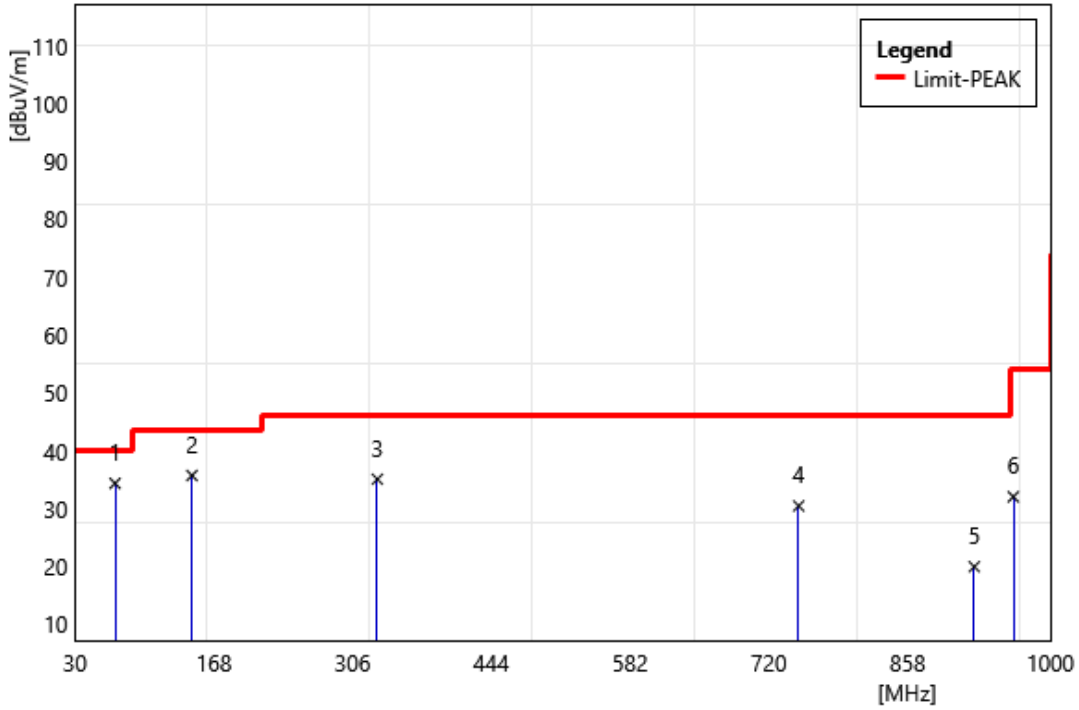


No.	Frequency MHz	Reading dBuV	Correct Factor dB/m	Result dBuV/m	Limit dBuV/m	Margin dB	ReMark
1	74.62	48.59	-15.19	33.4	40	-6.6	PEAK
2	146.4	48.64	-11.8	36.84	43.5	-6.66	PEAK
3	353.01	51.76	-10.17	41.59	46	-4.41	PEAK
4	624.61	37.39	-4.26	33.13	46	-12.87	PEAK
5	749.74	36.52	-2.28	34.24	46	-11.76	PEAK
6	962.17	31.59	-0.29	31.3	54	-22.7	PEAK

Note:1. Result (dBuV) = Correction factor (dB) + Reading(dBuV).

2. Correction factor (dB/m) = Antenna Factor (dB/m) + Cable loss (dB) – Pre-Amplifier gain (dB).

Standard:	Part 15.247	Test Site:	96602 - WG
Polarization:	Vertical		
Test Mode	Transmit Mode		
ReMark:	FG-600F_DC PSU(Murata_Right)		

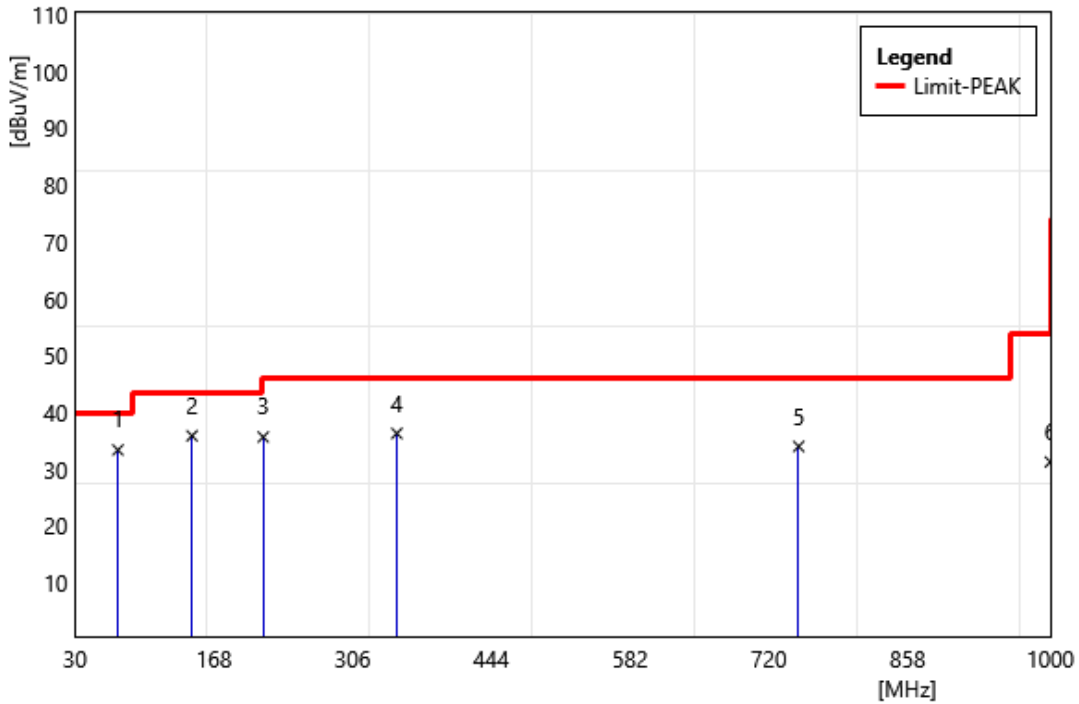


No.	Frequency MHz	Reading dBuV	Correct Factor dB/m	Result dBuV/m	Limit dBuV/m	Margin dB	ReMark
1	69.77	48.47	-14.08	34.39	40	-5.61	PEAK
2	146.4	47.55	-11.8	35.75	43.5	-7.75	PEAK
3	330.7	45.36	-10.24	35.12	46	-10.88	PEAK
4	749.74	32.77	-2.28	30.49	46	-15.51	PEAK
5	924.34	20.23	-0.23	20	46	-26	PEAK
6	963.14	32.35	-0.28	32.07	54	-21.93	PEAK

Note:1. Result (dBuV) = Correction factor (dB) + Reading(dBuV).

2. Correction factor (dB/m) = Antenna Factor (dB/m) + Cable loss (dB) – Pre-Amplifier gain (dB).

Standard:	Part 15.247	Test Site:	96602 - WG
Polarization:	Horizontal		
Test Mode	Transmit Mode		
ReMark:	FG-600F_DC PSU(Murata_Right)		

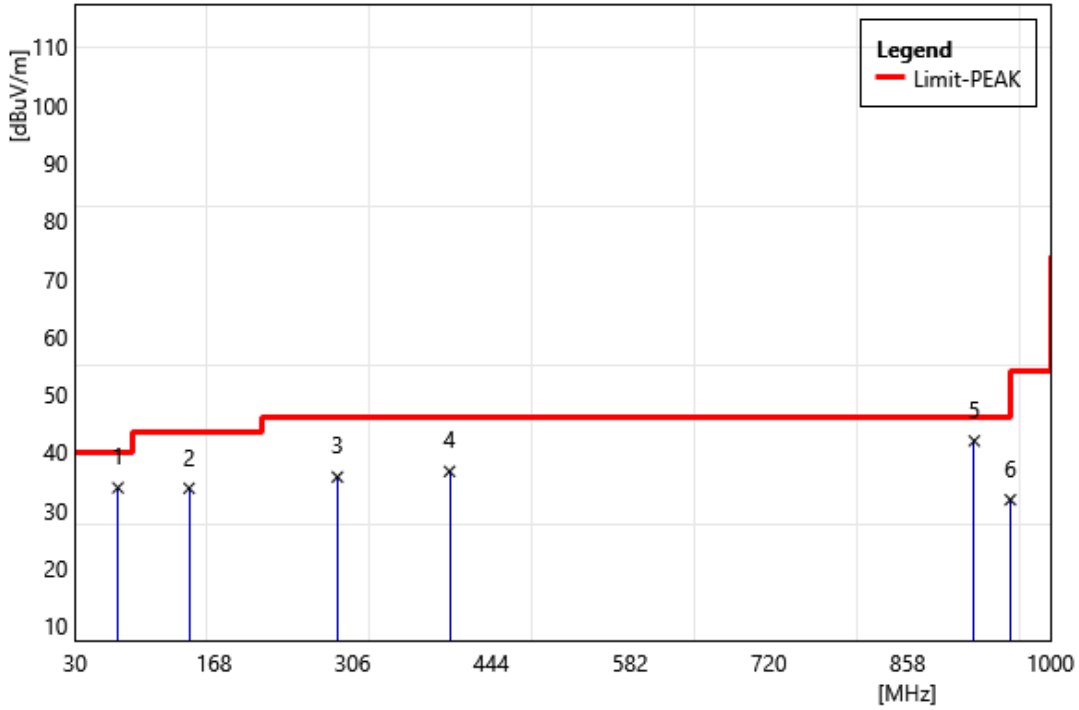


No.	Frequency MHz	Reading dBuV	Correct Factor dB/m	Result dBuV/m	Limit dBuV/m	Margin dB	ReMark
1	72.68	48.13	-14.71	33.42	40	-6.58	PEAK
2	146.4	47.7	-11.8	35.9	43.5	-7.6	PEAK
3	217.21	50.56	-14.86	35.7	46	-10.3	PEAK
4	350.1	46.5	-10.17	36.33	46	-9.67	PEAK
5	749.74	36.32	-2.28	34.04	46	-11.96	PEAK
6	1000	31.01	0.29	31.3	54	-22.7	PEAK

Note:1. Result (dBuV) = Correction factor (dB) + Reading(dBuV).

2. Correction factor (dB/m) = Antenna Factor (dB/m) + Cable loss (dB) – Pre-Amplifier gain (dB).

Standard:	Part 15.247	Test Site:	96602 - WG
Polarization:	Vertical		
Test Mode	Transmit Mode		
ReMark:	FG-600F_DC PSU(Murata_Left + Right)		

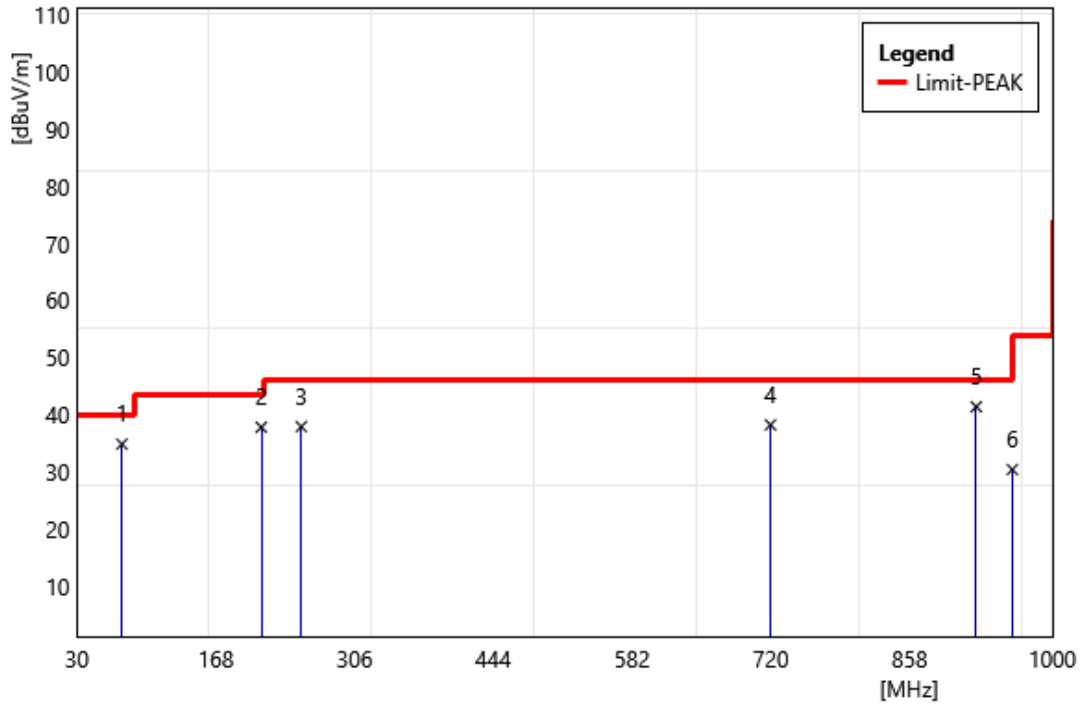


No.	Frequency MHz	Reading dBuV	Correct Factor dB/m	Result dBuV/m	Limit dBuV/m	Margin dB	ReMark
1	72.68	48.61	-14.71	33.9	40	-6.1	QP
2	143.49	45.74	-11.93	33.81	43.5	-9.69	PEAK
3	290.93	47.17	-11.41	35.76	46	-10.24	PEAK
4	402.48	45.43	-8.7	36.73	46	-9.27	PEAK
5	924.34	42.22	-0.23	41.99	46	-4.01	PEAK
6	960.23	32.13	-0.31	31.82	54	-22.18	PEAK

Note:1. Result (dBuV) = Correction factor (dB) + Reading(dBuV).

2. Correction factor (dB/m) = Antenna Factor (dB/m) + Cable loss (dB) – Pre-Amplifier gain (dB).

Standard:	Part 15.247	Test Site:	96602 - WG
Polarization:	Horizontal		
Test Mode	Transmit Mode		
ReMark:	FG-600F_DC PSU(Murata_Left + Right)		

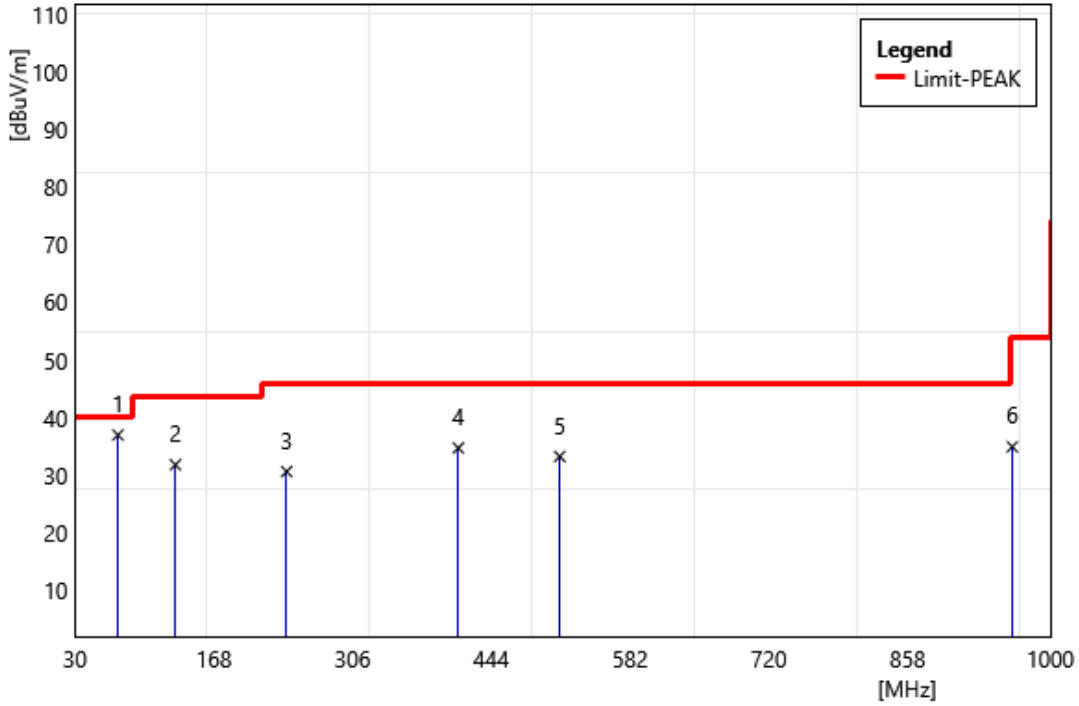


No.	Frequency MHz	Reading dBuV	Correct Factor dB/m	Result dBuV/m	Limit dBuV/m	Margin dB	ReMark
1	74.62	50.07	-15.19	34.88	40	-5.12	PEAK
2	213.33	52.75	-14.92	37.83	43.5	-5.67	PEAK
3	253.1	50.9	-12.96	37.94	46	-8.06	PEAK
4	719.67	41.46	-3.22	38.24	46	-7.76	PEAK
5	924.34	41.64	-0.23	41.41	46	-4.59	PEAK
6	960.23	30.74	-0.31	30.43	54	-23.57	PEAK

Note:1. Result (dBuV) = Correction factor (dB) + Reading(dBuV).

2. Correction factor (dB/m) = Antenna Factor (dB/m) + Cable loss (dB) – Pre-Amplifier gain (dB).

Standard:	Part 15.247	Test Site:	96602 - WG
Polarization:	Vertical		
Test Mode	Transmit Mode		
ReMark:	FG-601F_DC PSU(Delta_Left)		

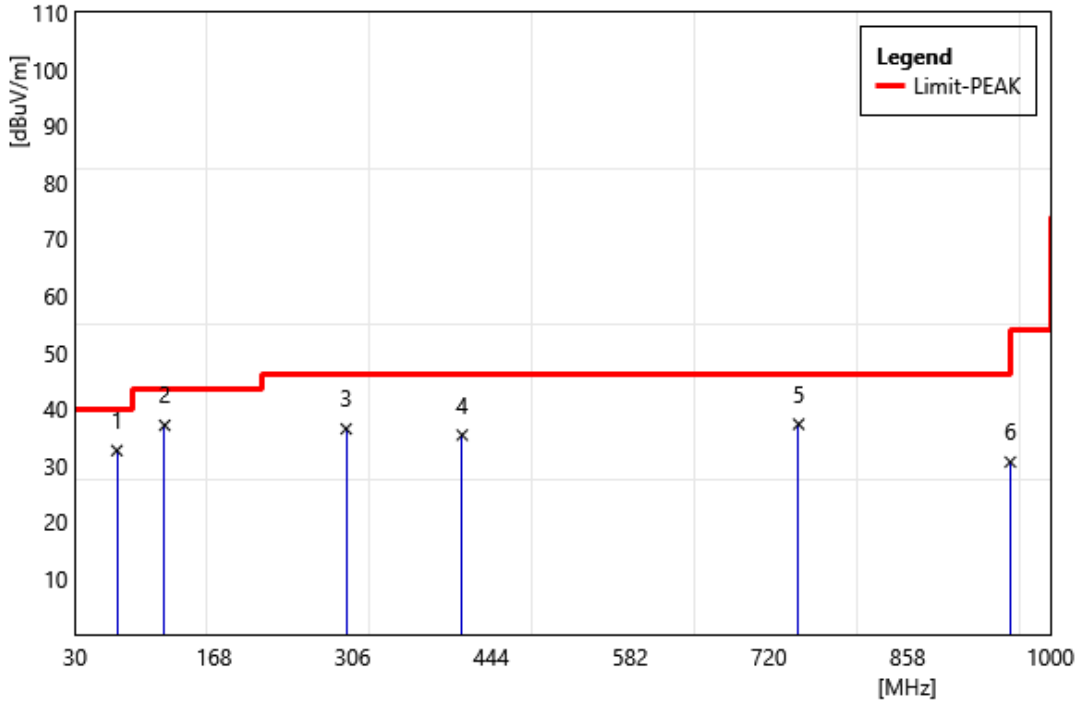


No.	Frequency MHz	Reading dBuV	Correct Factor dB/m	Result dBuV/m	Limit dBuV/m	Margin dB	ReMark
1	72.68	51.64	-14.71	36.93	40	-3.07	PEAK
2	129.91	45.14	-13.38	31.76	43.5	-11.74	PEAK
3	240.49	43.82	-13.25	30.57	46	-15.43	PEAK
4	411.21	43.14	-8.47	34.67	46	-11.33	PEAK
5	512.09	39.65	-6.44	33.21	46	-12.79	PEAK
6	962.17	35.17	-0.29	34.88	54	-19.12	PEAK

Note:1. Result (dBuV) = Correction factor (dB) + Reading(dBuV).

2. Correction factor (dB/m) = Antenna Factor (dB/m) + Cable loss (dB) – Pre-Amplifier gain (dB).

Standard:	Part 15.247	Test Site:	96602 - WG
Polarization:	Horizontal		
Test Mode	Transmit Mode		
ReMark:	FG-601F_DC PSU(Delta_Left)		

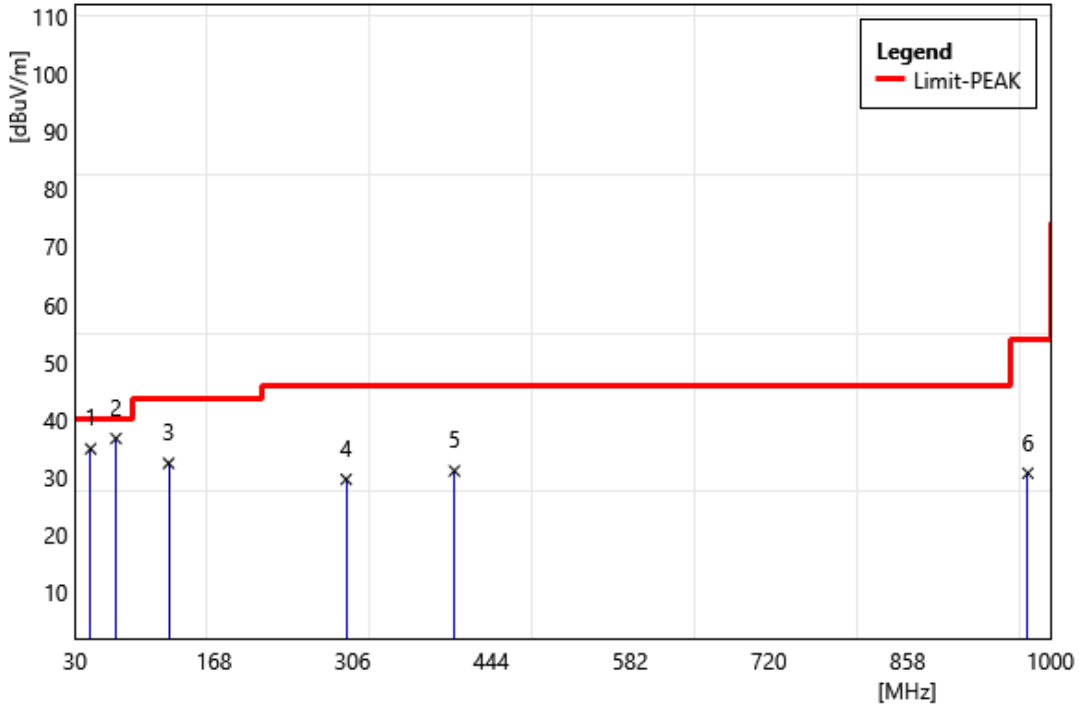


No.	Frequency MHz	Reading dBuV	Correct Factor dB/m	Result dBuV/m	Limit dBuV/m	Margin dB	ReMark
1	71.71	47.03	-14.35	32.68	40	-7.32	PEAK
2	119.24	51.6	-14.47	37.13	43.5	-6.37	PEAK
3	299.66	47.72	-11.22	36.5	46	-9.5	PEAK
4	415.09	43.7	-8.29	35.41	46	-10.59	PEAK
5	749.74	39.61	-2.28	37.33	46	-8.67	PEAK
6	960.23	30.96	-0.31	30.65	54	-23.35	PEAK

Note:1. Result (dBuV) = Correction factor (dB) + Reading(dBuV).

2. Correction factor (dB/m) = Antenna Factor (dB/m) + Cable loss (dB) – Pre-Amplifier gain (dB).

Standard:	Part 15.247	Test Site:	96602 - WG
Polarization:	Vertical		
Test Mode	Transmit Mode		
ReMark:	FG-601F_DC PSU(Delta_Right)		

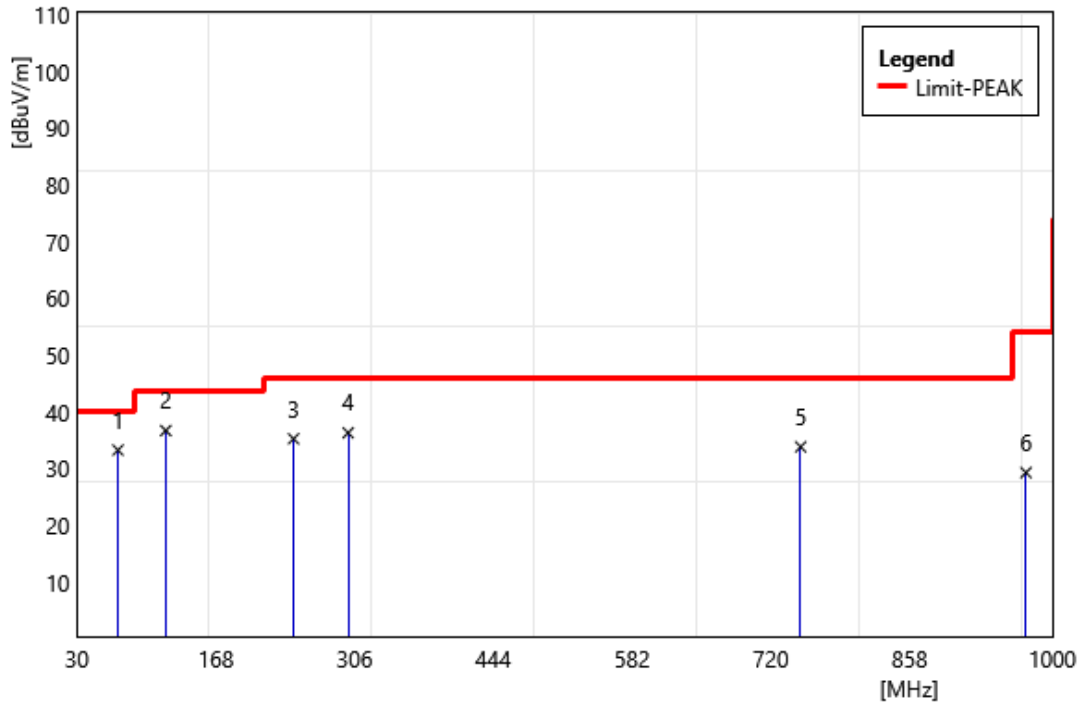


No.	Frequency MHz	Reading dBuV	Correct Factor dB/m	Result dBuV/m	Limit dBuV/m	Margin dB	ReMark
1	45.52	46.63	-11.72	34.91	40	-5.09	PEAK
2	70.74	50.85	-14.15	36.7	40	-3.3	PEAK
3	123.12	46.45	-14.06	32.39	43.5	-11.11	PEAK
4	299.66	40.83	-11.22	29.61	46	-16.39	PEAK
5	407.33	39.71	-8.63	31.08	46	-14.92	PEAK
6	977.69	30.74	-0.07	30.67	54	-23.33	PEAK

Note:1. Result (dBuV) = Correction factor (dB) + Reading(dBuV).

2. Correction factor (dB/m) = Antenna Factor (dB/m) + Cable loss (dB) – Pre-Amplifier gain (dB).

Standard:	Part 15.247	Test Site:	96602 - WG
Polarization:	Horizontal		
Test Mode	Transmit Mode		
ReMark:	FG-601F_DC PSU(Delta_Right)		

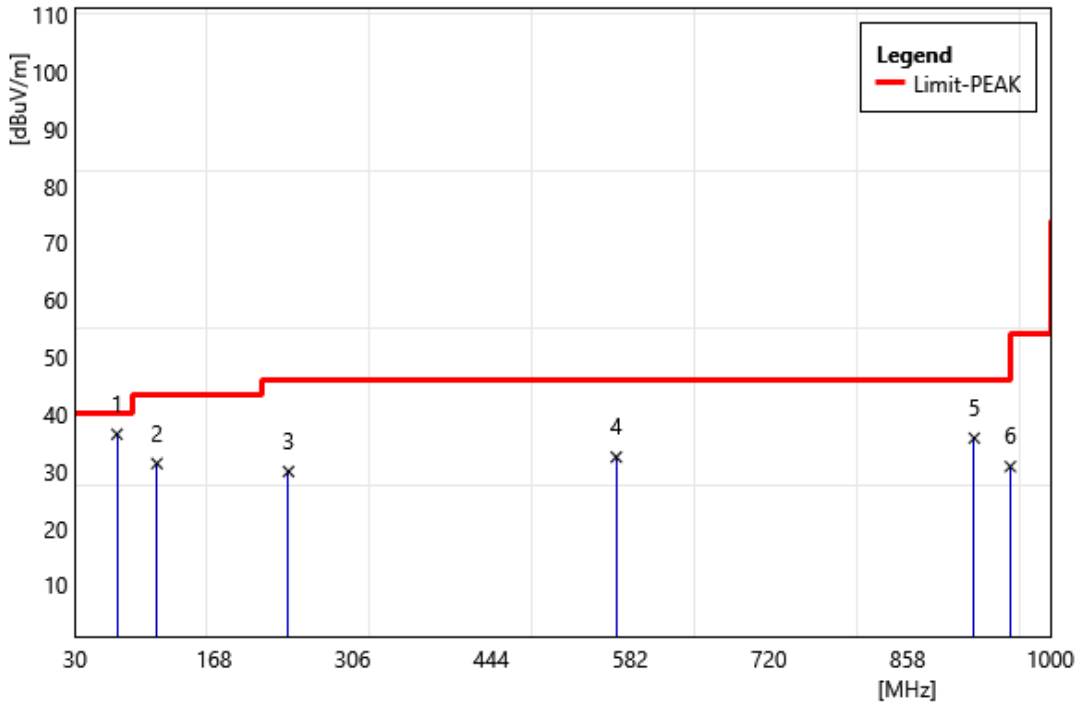


No.	Frequency MHz	Reading dBuV	Correct Factor dB/m	Result dBuV/m	Limit dBuV/m	Margin dB	ReMark
1	70.74	47.39	-14.15	33.24	40	-6.76	PEAK
2	118.27	51.07	-14.4	36.67	43.5	-6.83	PEAK
3	245.34	48.26	-13.04	35.22	46	-10.78	PEAK
4	299.66	47.49	-11.22	36.27	46	-9.73	PEAK
5	749.74	36.08	-2.28	33.8	46	-12.2	PEAK
6	973.81	29.39	-0.13	29.26	54	-24.74	PEAK

Note:1. Result (dBuV) = Correction factor (dB) + Reading(dBuV).

2. Correction factor (dB/m) = Antenna Factor (dB/m) + Cable loss (dB) – Pre-Amplifier gain (dB).

Standard:	Part 15.247	Test Site:	96602 - WG
Polarization:	Vertical		
Test Mode	Transmit Mode		
ReMark:	FG-601F_DC PSU(Delta_Left + Right)		

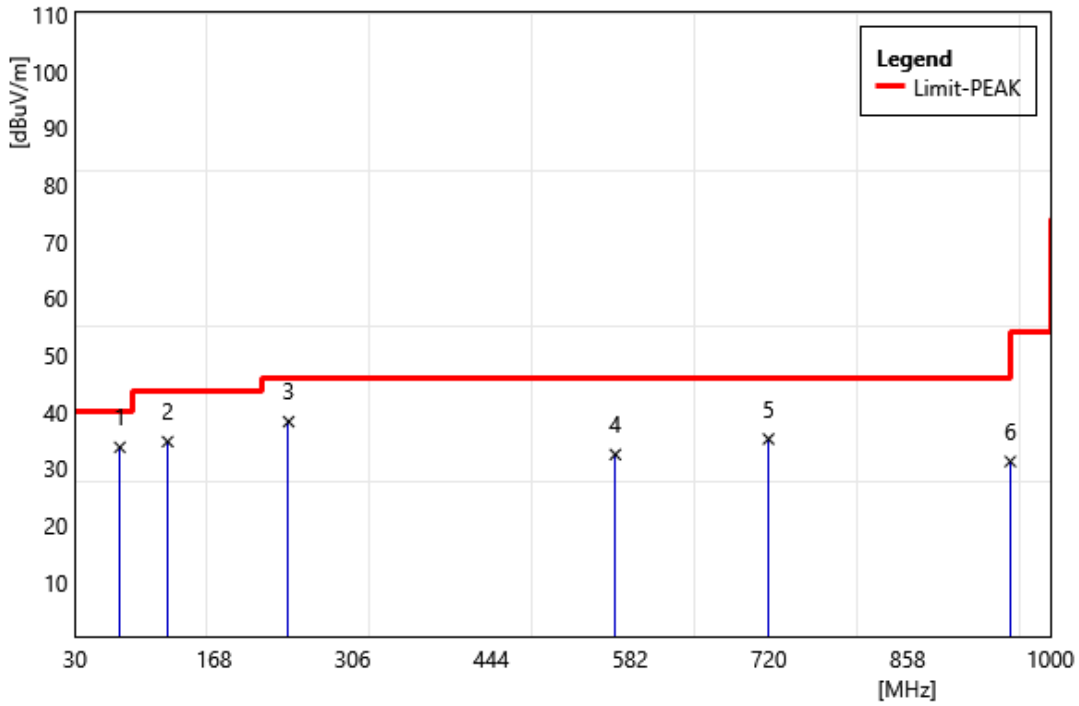


No.	Frequency MHz	Reading dBuV	Correct Factor dB/m	Result dBuV/m	Limit dBuV/m	Margin dB	ReMark
1	71.71	50.85	-14.35	36.5	40	-3.5	PEAK
2	111.48	46.29	-14.92	31.37	43.5	-12.13	PEAK
3	242.43	43.12	-13.16	29.96	46	-16.04	PEAK
4	568.35	38.02	-5.53	32.49	46	-13.51	PEAK
5	924.34	36.03	-0.23	35.8	46	-10.2	PEAK
6	960.23	31.14	-0.31	30.83	54	-23.17	PEAK

Note:1. Result (dBuV) = Correction factor (dB) + Reading(dBuV).

2. Correction factor (dB/m) = Antenna Factor (dB/m) + Cable loss (dB) – Pre-Amplifier gain (dB).

Standard:	Part 15.247	Test Site:	96602 - WG
Polarization:	Horizontal		
Test Mode	Transmit Mode		
ReMark:	FG-601F_DC PSU(Delta_Left + Right)		

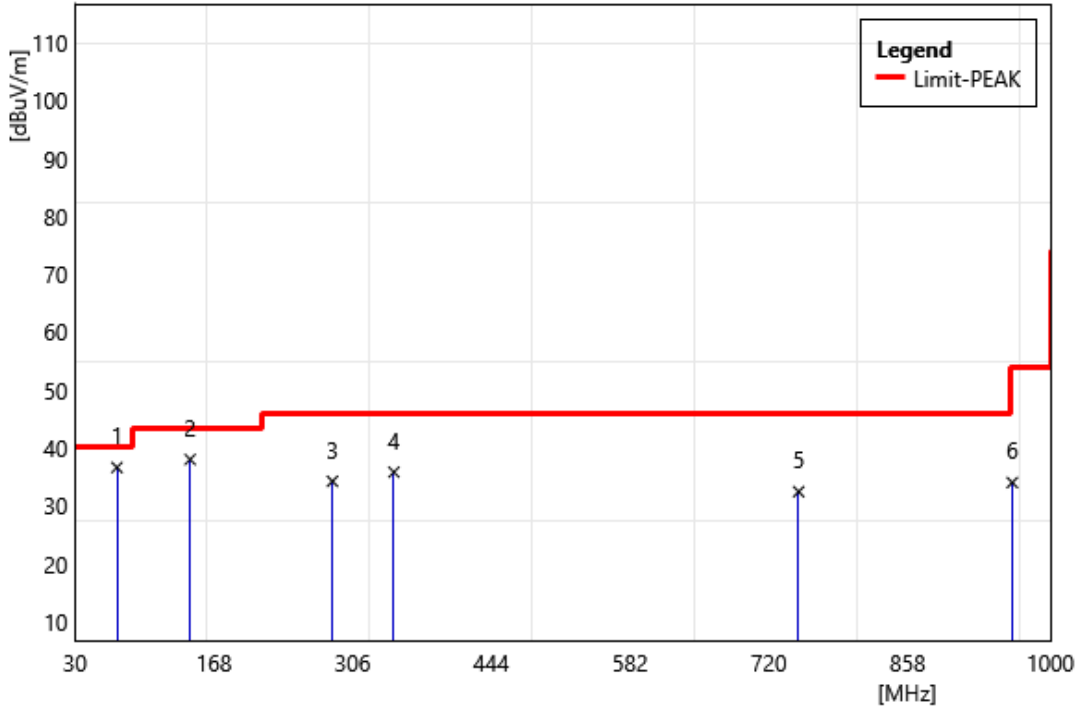


No.	Frequency MHz	Reading dBuV	Correct Factor dB/m	Result dBuV/m	Limit dBuV/m	Margin dB	ReMark
1	74.62	48.93	-15.19	33.74	40	-6.26	PEAK
2	122.15	48.95	-14.2	34.75	43.5	-8.75	PEAK
3	242.43	51.42	-13.16	38.26	46	-7.74	PEAK
4	567.38	38.03	-5.56	32.47	46	-13.53	PEAK
5	719.67	38.42	-3.22	35.2	46	-10.8	PEAK
6	960.23	31.55	-0.31	31.24	54	-22.76	PEAK

Note:1. Result (dBuV) = Correction factor (dB) + Reading(dBuV).

2. Correction factor (dB/m) = Antenna Factor (dB/m) + Cable loss (dB) – Pre-Amplifier gain (dB).

Standard:	Part 15.247	Test Site:	96602 - WG
Polarization:	Vertical		
Test Mode	Transmit Mode		
ReMark:	FG-601F_DC PSU(Murata_Left)		

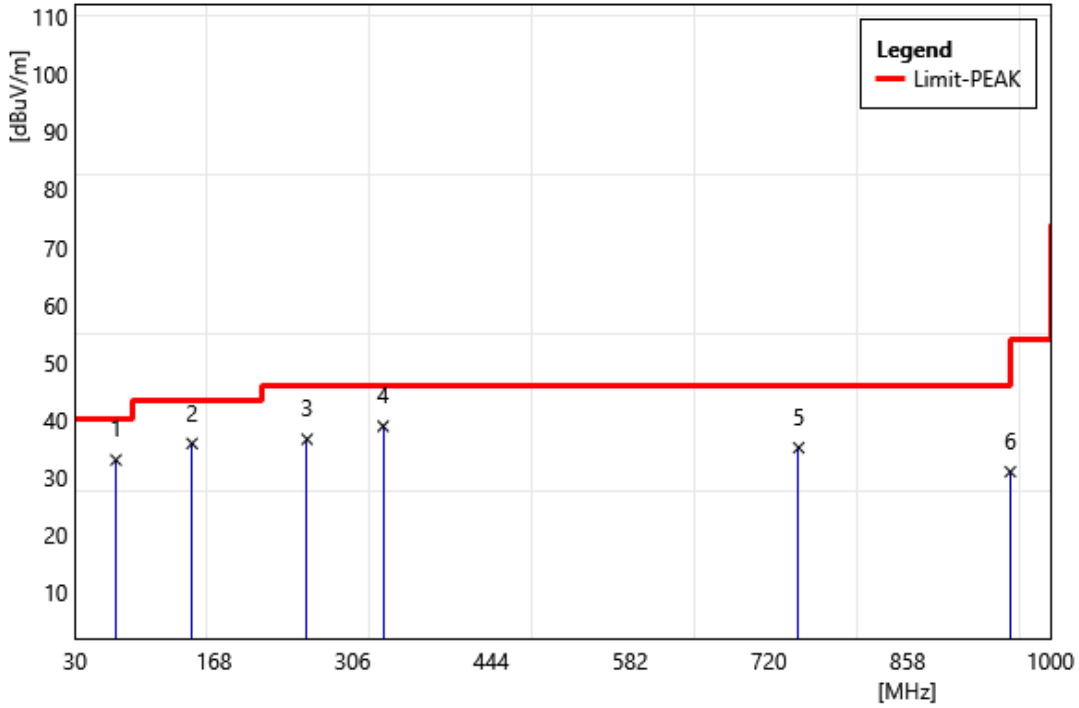


No.	Frequency MHz	Reading dBuV	Correct Factor dB/m	Result dBuV/m	Limit dBuV/m	Margin dB	ReMark
1	71.71	50.96	-14.35	36.61	40	-3.39	PEAK
2	144.46	49.85	-11.87	37.98	43.5	-5.52	PEAK
3	286.08	45.72	-11.5	34.22	46	-11.78	PEAK
4	347.19	45.99	-10.18	35.81	46	-10.19	PEAK
5	749.74	34.7	-2.28	32.42	46	-13.58	PEAK
6	962.17	34.29	-0.29	34	54	-20	PEAK

Note:1. Result (dBuV) = Correction factor (dB) + Reading(dBuV).

2. Correction factor (dB/m) = Antenna Factor (dB/m) + Cable loss (dB) – Pre-Amplifier gain (dB).

Standard:	Part 15.247	Test Site:	96602 - WG
Polarization:	Horizontal		
Test Mode	Transmit Mode		
ReMark:	FG-601F_DC PSU(Murata_Left)		

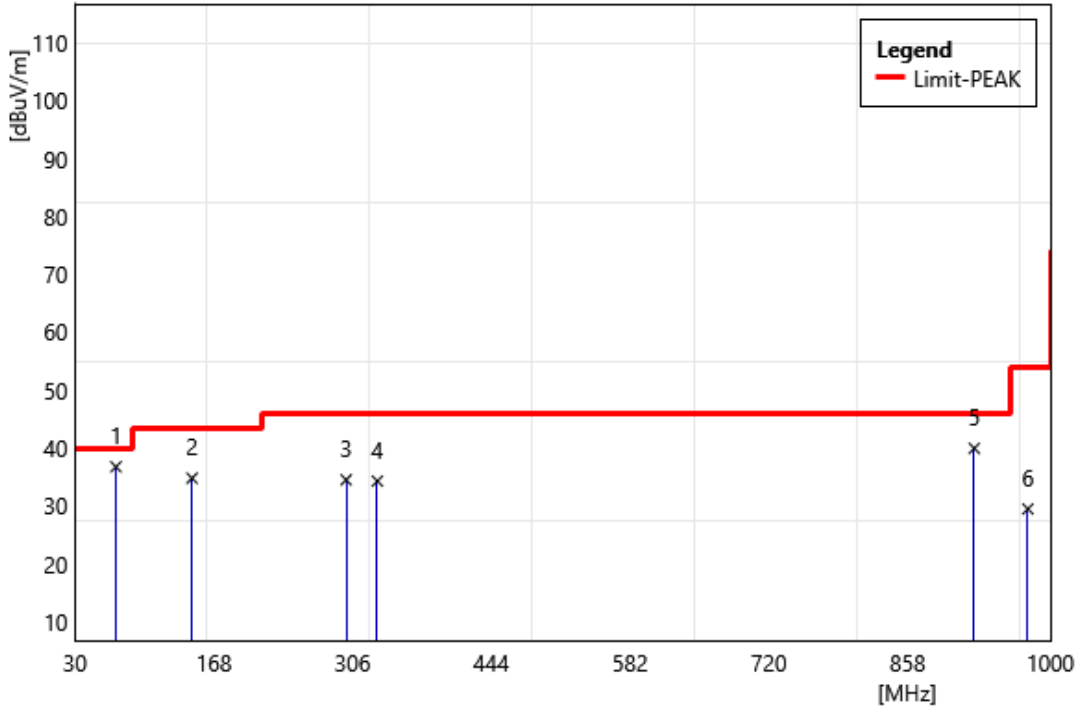


No.	Frequency MHz	Reading dBuV	Correct Factor dB/m	Result dBuV/m	Limit dBuV/m	Margin dB	ReMark
1	70.74	47.21	-14.15	33.06	40	-6.94	PEAK
2	146.4	47.71	-11.8	35.91	43.5	-7.59	PEAK
3	260.86	49.4	-12.75	36.65	46	-9.35	PEAK
4	336.52	49.14	-10.23	38.91	46	-7.09	PEAK
5	749.74	37.46	-2.28	35.18	46	-10.82	PEAK
6	960.23	31.33	-0.31	31.02	54	-22.98	PEAK

Note:1. Result (dBuV) = Correction factor (dB) + Reading(dBuV).

2. Correction factor (dB/m) = Antenna Factor (dB/m) + Cable loss (dB) – Pre-Amplifier gain (dB).

Standard:	Part 15.247	Test Site:	96602 - WG
Polarization:	Vertical		
Test Mode	Transmit Mode		
ReMark:	FG-601F_DC PSU(Murata_Right)		

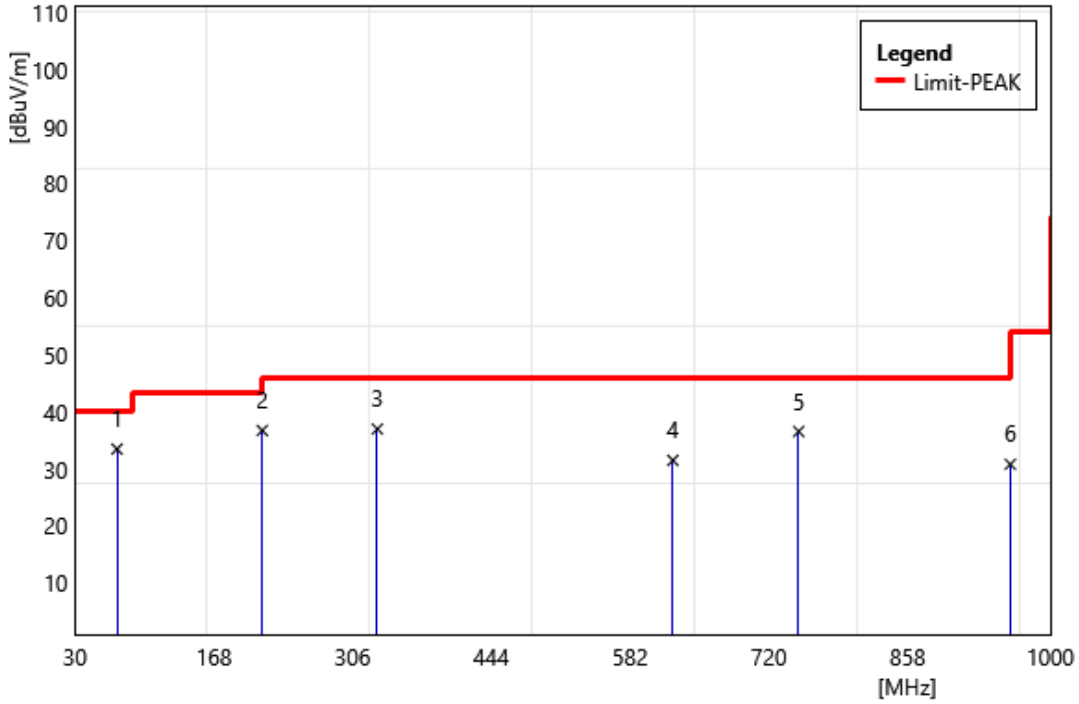


No.	Frequency MHz	Reading dBuV	Correct Factor dB/m	Result dBuV/m	Limit dBuV/m	Margin dB	ReMark
1	70.74	50.9	-14.15	36.75	40	-3.25	PEAK
2	146.4	46.57	-11.8	34.77	43.5	-8.73	PEAK
3	299.66	45.71	-11.22	34.49	46	-11.51	PEAK
4	330.7	44.51	-10.24	34.27	46	-11.73	PEAK
5	924.34	40.16	-0.23	39.93	46	-6.07	PEAK
6	977.69	29.53	-0.07	29.46	54	-24.54	PEAK

Note:1. Result (dBuV) = Correction factor (dB) + Reading(dBuV).

2. Correction factor (dB/m) = Antenna Factor (dB/m) + Cable loss (dB) – Pre-Amplifier gain (dB).

Standard:	Part 15.247	Test Site:	96602 - WG
Polarization:	Horizontal		
Test Mode	Transmit Mode		
ReMark:	FG-601F_DC PSU(Murata_Right)		

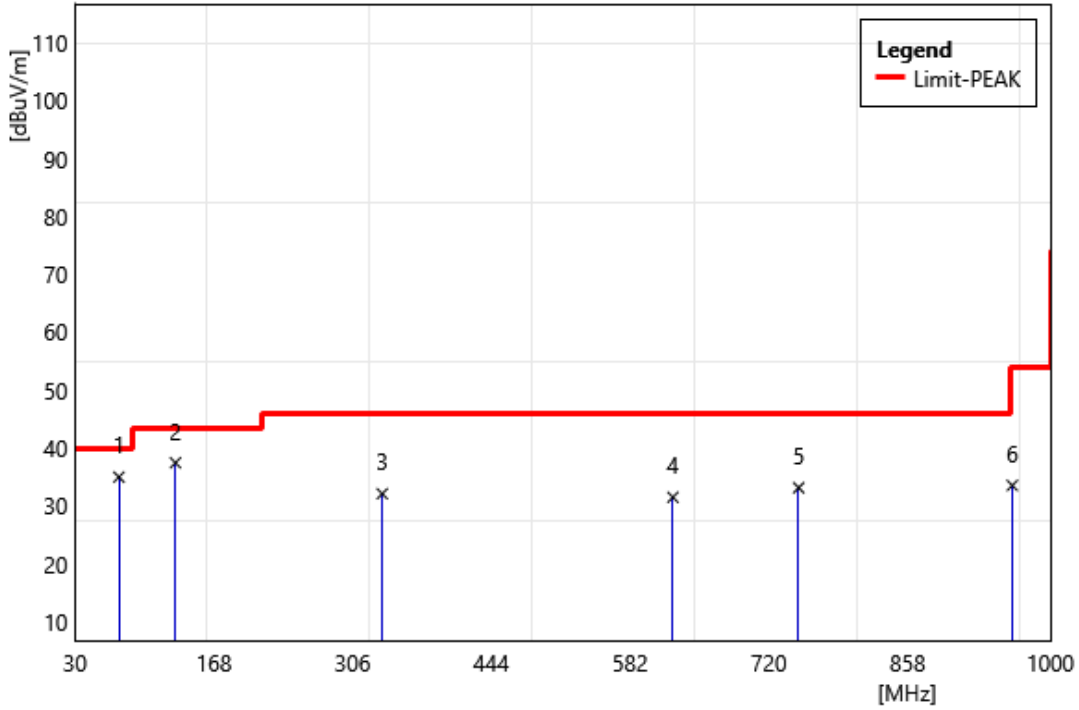


No.	Frequency MHz	Reading dBuV	Correct Factor dB/m	Result dBuV/m	Limit dBuV/m	Margin dB	ReMark
1	71.71	47.85	-14.35	33.5	40	-6.5	PEAK
2	216.24	51.6	-14.85	36.75	46	-9.25	PEAK
3	330.7	47.25	-10.24	37.01	46	-8.99	PEAK
4	624.61	35.77	-4.26	31.51	46	-14.49	PEAK
5	749.74	38.85	-2.28	36.57	46	-9.43	PEAK
6	960.23	31.13	-0.31	30.82	54	-23.18	PEAK

Note:1. Result (dBuV) = Correction factor (dB) + Reading(dBuV).

2. Correction factor (dB/m) = Antenna Factor (dB/m) + Cable loss (dB) – Pre-Amplifier gain (dB).

Standard:	Part 15.247	Test Site:	96602 - WG
Polarization:	Vertical		
Test Mode	Transmit Mode		
ReMark:	FG-601F_DC PSU(Murata_Left + Right)		

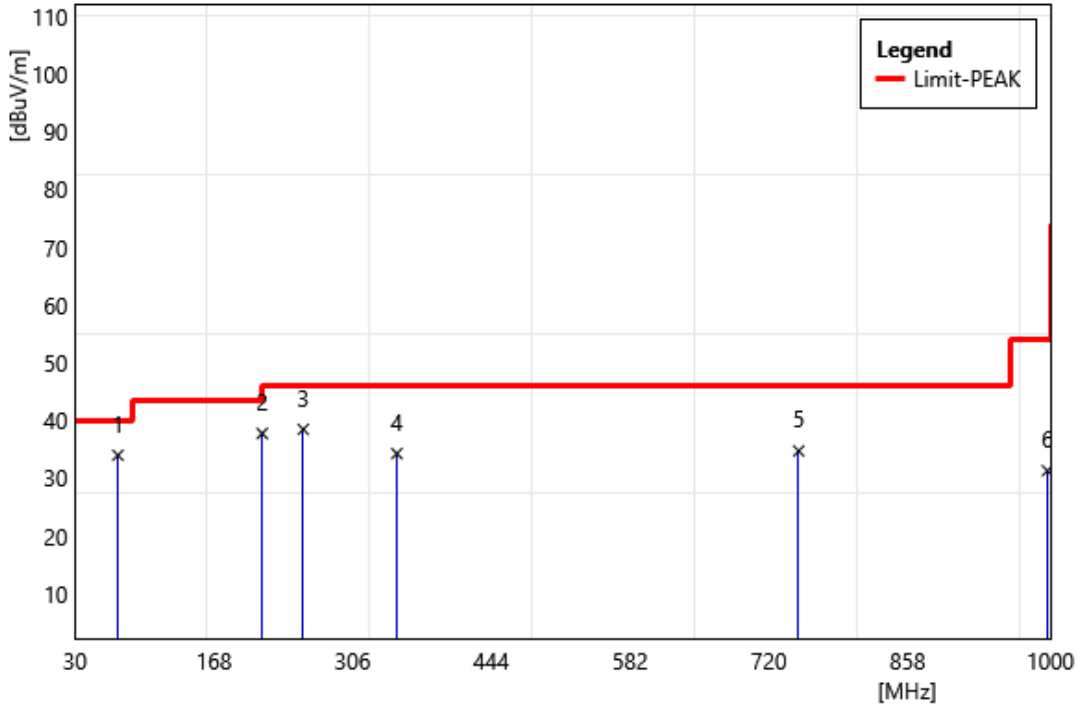


No.	Frequency MHz	Reading dBuV	Correct Factor dB/m	Result dBuV/m	Limit dBuV/m	Margin dB	ReMark
1	73.65	50	-15.03	34.97	40	-5.03	PEAK
2	129.91	50.83	-13.38	37.45	43.5	-6.05	PEAK
3	335.55	42.32	-10.23	32.09	46	-13.91	PEAK
4	624.61	35.74	-4.26	31.48	46	-14.52	PEAK
5	749.74	35.4	-2.28	33.12	46	-12.88	PEAK
6	962.17	33.82	-0.29	33.53	54	-20.47	PEAK

Note:1. Result (dBuV) = Correction factor (dB) + Reading(dBuV).

2. Correction factor (dB/m) = Antenna Factor (dB/m) + Cable loss (dB) – Pre-Amplifier gain (dB).

Standard:	Part 15.247	Test Site:	96602 - WG
Polarization:	Horizontal		
Test Mode	Transmit Mode		
ReMark:	FG-601F_DC PSU(Murata_Left + Right)		

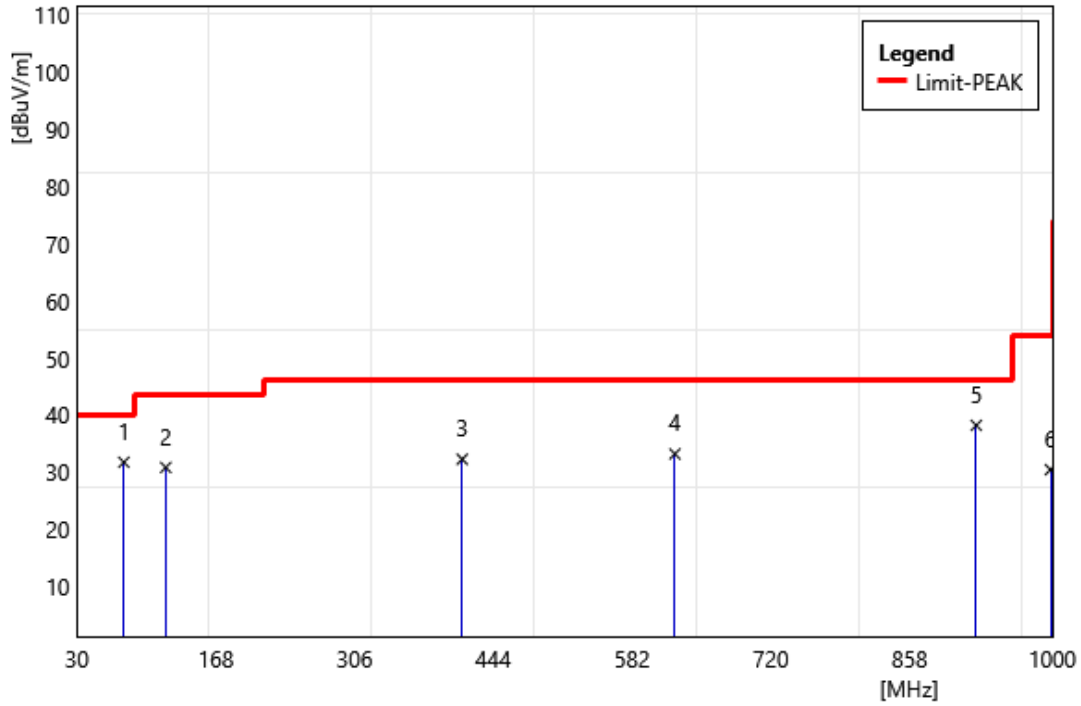


No.	Frequency MHz	Reading dBuV	Correct Factor dB/m	Result dBuV/m	Limit dBuV/m	Margin dB	ReMark
1	72.68	48.65	-14.71	33.94	40	-6.06	PEAK
2	216.24	52.57	-14.85	37.72	46	-8.28	PEAK
3	256.98	51.31	-12.87	38.44	46	-7.56	PEAK
4	350.1	44.41	-10.17	34.24	46	-11.76	PEAK
5	749.74	36.99	-2.28	34.71	46	-11.29	PEAK
6	997.09	31.04	0.23	31.27	54	-22.73	PEAK

Note:1. Result (dBuV) = Correction factor (dB) + Reading(dBuV).

2. Correction factor (dB/m) = Antenna Factor (dB/m) + Cable loss (dB) – Pre-Amplifier gain (dB).

Standard:	Part 15.247	Test Site:	96602 - WG
Polarization:	Vertical		
Test Mode	Transmit Mode		
ReMark:	FG-600F_DC PSU(Delta_Left)		

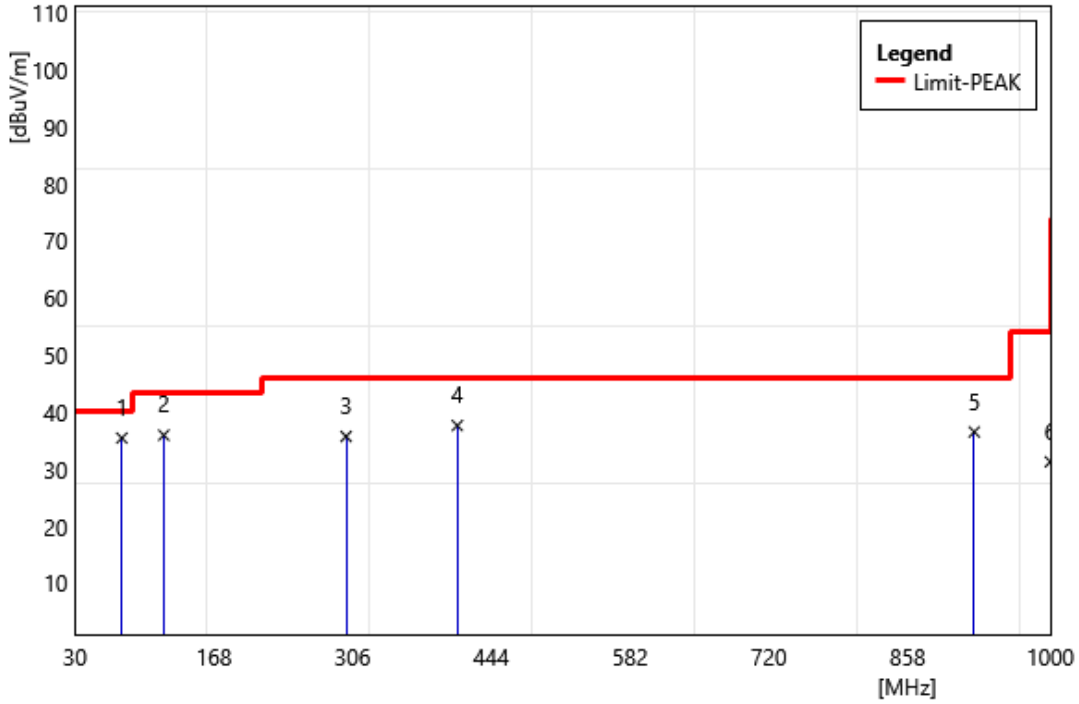


No.	Frequency MHz	Reading dBuV	Correct Factor dB/m	Result dBuV/m	Limit dBuV/m	Margin dB	ReMark
1	76.56	47.48	-15.68	31.8	40	-8.2	QP
2	118.27	45.29	-14.4	30.89	43.5	-12.61	PEAK
3	413.15	40.69	-8.38	32.31	46	-13.69	PEAK
4	624.61	37.5	-4.26	33.24	46	-12.76	PEAK
5	924.34	38.47	-0.23	38.24	46	-7.76	PEAK
6	998.06	30.24	0.25	30.49	54	-23.51	PEAK

Note:1. Result (dBuV) = Correction factor (dB) + Reading(dBuV).

2. Correction factor (dB/m) = Antenna Factor (dB/m) + Cable loss (dB) – Pre-Amplifier gain (dB).

Standard:	Part 15.247	Test Site:	96602 - WG
Polarization:	Horizontal		
Test Mode	Transmit Mode		
ReMark:	FG-600F_DC PSU(Delta_Left)		

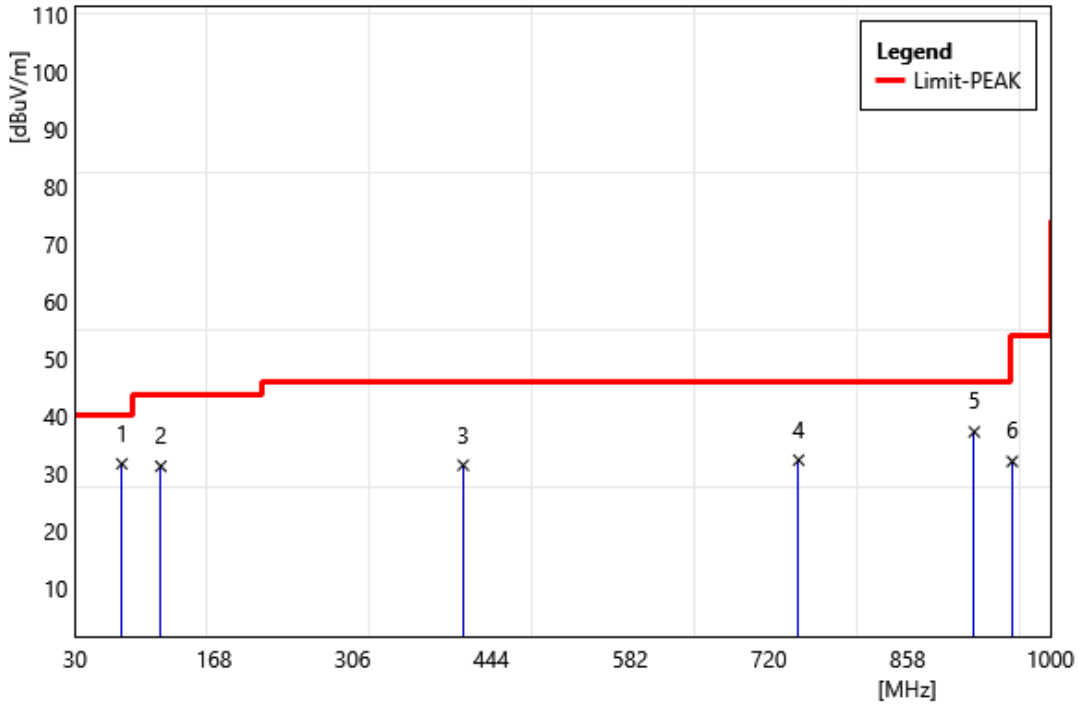


No.	Frequency MHz	Reading dBuV	Correct Factor dB/m	Result dBuV/m	Limit dBuV/m	Margin dB	ReMark
1	76.56	51.16	-15.68	35.48	40	-4.52	PEAK
2	118.27	50.37	-14.4	35.97	43.5	-7.53	PEAK
3	299.66	46.97	-11.22	35.75	46	-10.25	PEAK
4	410.24	46.18	-8.52	37.66	46	-8.34	PEAK
5	924.34	36.76	-0.23	36.53	46	-9.47	PEAK
6	1000	31.01	0.29	31.3	54	-22.7	PEAK

Note:1. Result (dBuV) = Correction factor (dB) + Reading(dBuV).

2. Correction factor (dB/m) = Antenna Factor (dB/m) + Cable loss (dB) – Pre-Amplifier gain (dB).

Standard:	Part 15.247	Test Site:	96602 - WG
Polarization:	Vertical		
Test Mode	Transmit Mode		
ReMark:	FG-600F_DC PSU(Delta_Right)		

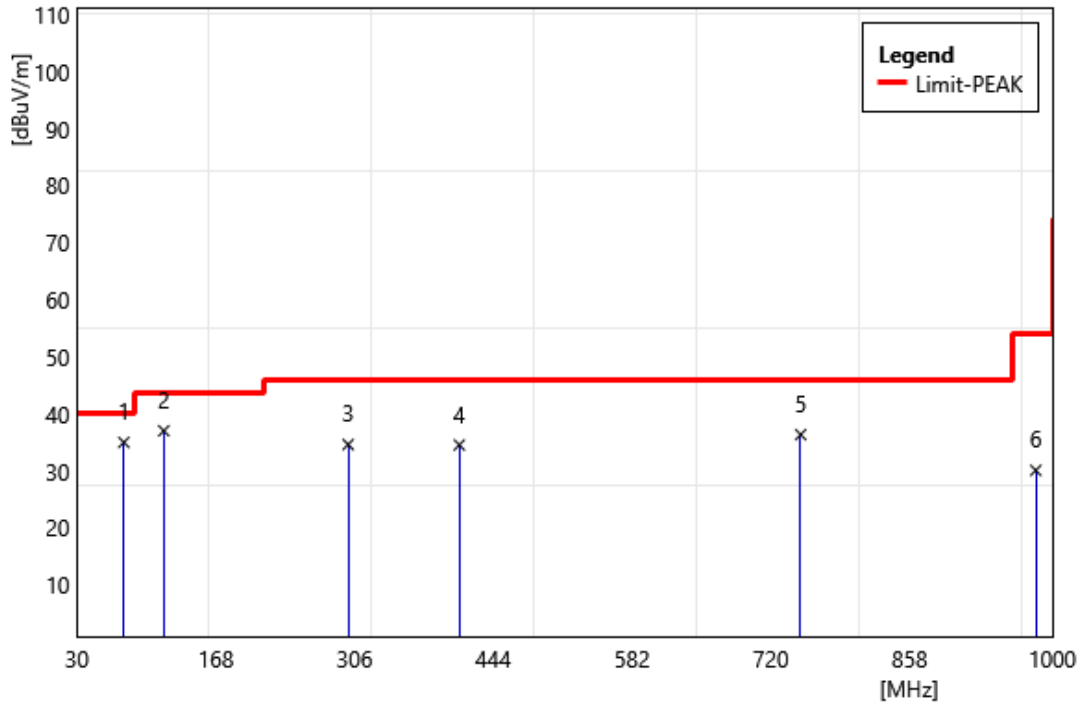


No.	Frequency MHz	Reading dBuV	Correct Factor dB/m	Result dBuV/m	Limit dBuV/m	Margin dB	ReMark
1	76.56	47.28	-15.68	31.6	40	-8.4	QP
2	115.36	45.8	-14.62	31.18	43.5	-12.32	PEAK
3	416.06	39.61	-8.25	31.36	46	-14.64	PEAK
4	749.74	34.53	-2.28	32.25	46	-13.75	PEAK
5	924.34	37.41	-0.23	37.18	46	-8.82	PEAK
6	962.17	32.31	-0.29	32.02	54	-21.98	PEAK

Note:1. Result (dBuV) = Correction factor (dB) + Reading(dBuV).

2. Correction factor (dB/m) = Antenna Factor (dB/m) + Cable loss (dB) – Pre-Amplifier gain (dB).

Standard:	Part 15.247	Test Site:	96602 - WG
Polarization:	Horizontal		
Test Mode	Transmit Mode		
ReMark:	FG-600F_DC PSU(Delta_Right)		

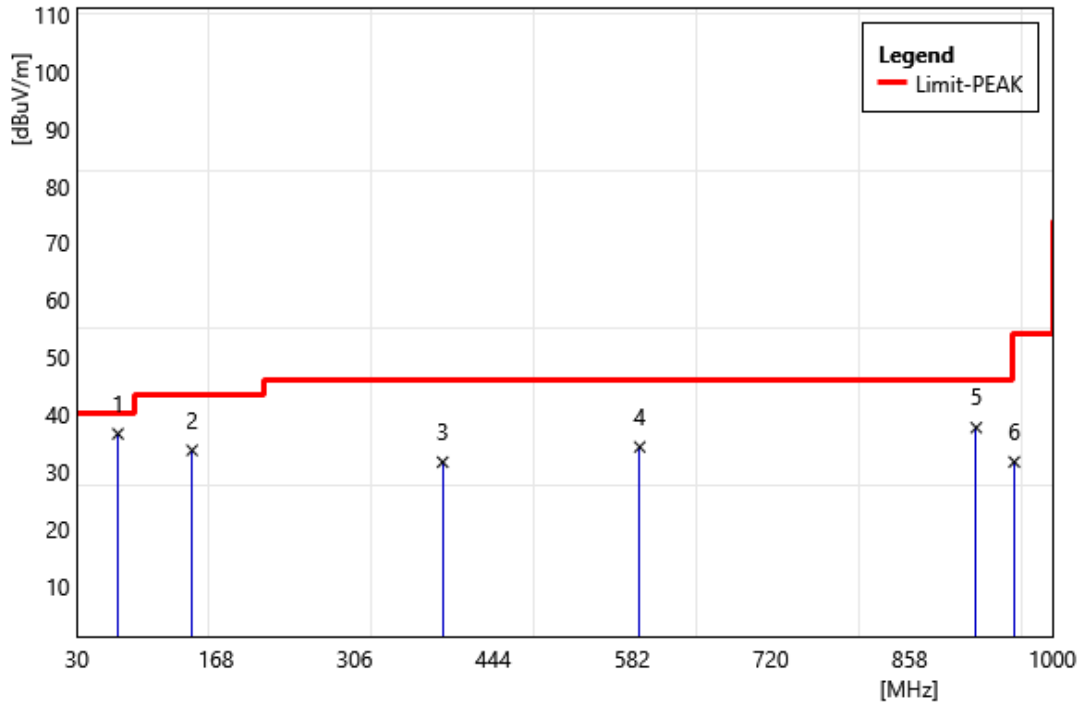


No.	Frequency MHz	Reading dBuV	Correct Factor dB/m	Result dBuV/m	Limit dBuV/m	Margin dB	ReMark
1	76.56	50.68	-15.68	35	40	-5	PEAK
2	116.33	51.69	-14.65	37.04	43.5	-6.46	PEAK
3	299.66	45.85	-11.22	34.63	46	-11.37	PEAK
4	410.24	43.07	-8.52	34.55	46	-11.45	PEAK
5	749.74	38.63	-2.28	36.35	46	-9.65	PEAK
6	983.51	30.11	-0.01	30.1	54	-23.9	PEAK

Note:1. Result (dBuV) = Correction factor (dB) + Reading(dBuV).

2. Correction factor (dB/m) = Antenna Factor (dB/m) + Cable loss (dB) – Pre-Amplifier gain (dB).

Standard:	Part 15.247	Test Site:	96602 - WG
Polarization:	Vertical		
Test Mode	Transmit Mode		
ReMark:	FG-600F_DC PSU(Delta_Left + Right)		

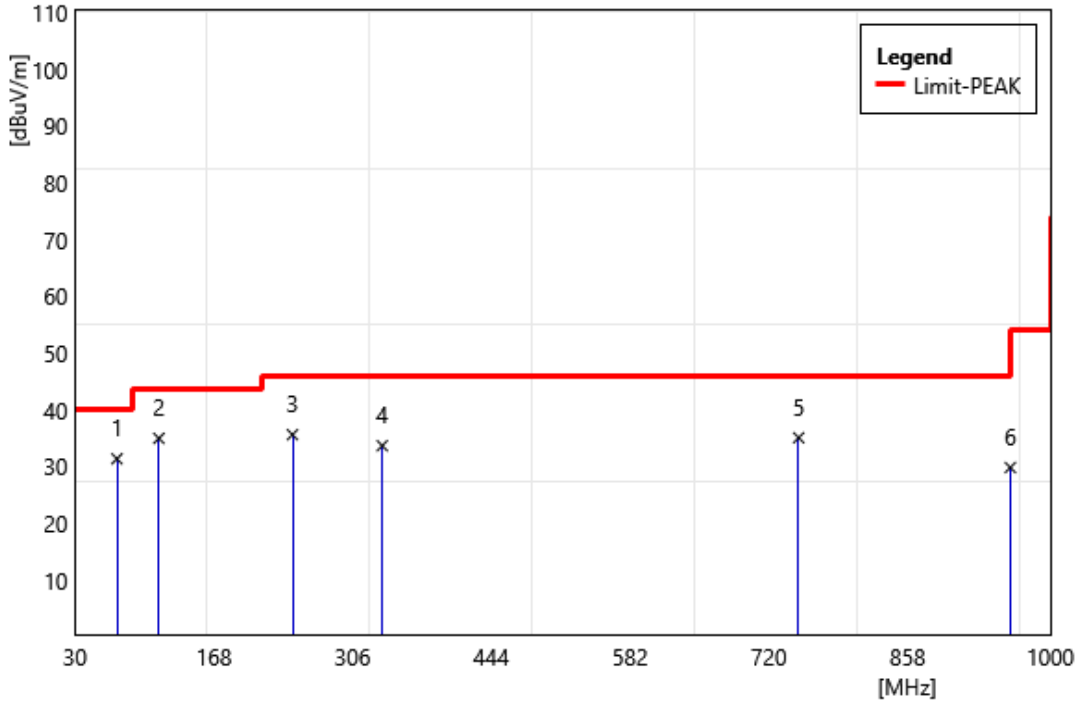


No.	Frequency MHz	Reading dBuV	Correct Factor dB/m	Result dBuV/m	Limit dBuV/m	Margin dB	ReMark
1	70.74	50.72	-14.15	36.57	40	-3.43	PEAK
2	144.46	45.56	-11.87	33.69	43.5	-9.81	PEAK
3	393.75	40.31	-8.7	31.61	46	-14.39	PEAK
4	589.69	39.13	-4.86	34.27	46	-11.73	PEAK
5	924.34	37.89	-0.23	37.66	46	-8.34	PEAK
6	962.17	31.94	-0.29	31.65	54	-22.35	PEAK

Note:1. Result (dBuV) = Correction factor (dB) + Reading(dBuV).

2. Correction factor (dB/m) = Antenna Factor (dB/m) + Cable loss (dB) – Pre-Amplifier gain (dB).

Standard:	Part 15.247	Test Site:	96602 - WG
Polarization:	Horizontal		
Test Mode	Transmit Mode		
ReMark:	FG-600F_DC PSU(Delta_Left + Right)		



No.	Frequency MHz	Reading dBuV	Correct Factor dB/m	Result dBuV/m	Limit dBuV/m	Margin dB	ReMark
1	71.71	45.72	-14.35	31.37	40	-8.63	PEAK
2	113.42	49.74	-14.76	34.98	43.5	-8.52	PEAK
3	246.31	48.67	-13.04	35.63	46	-10.37	PEAK
4	335.55	43.91	-10.23	33.68	46	-12.32	PEAK
5	749.74	37.37	-2.28	35.09	46	-10.91	PEAK
6	960.23	30.15	-0.31	29.84	54	-24.16	PEAK

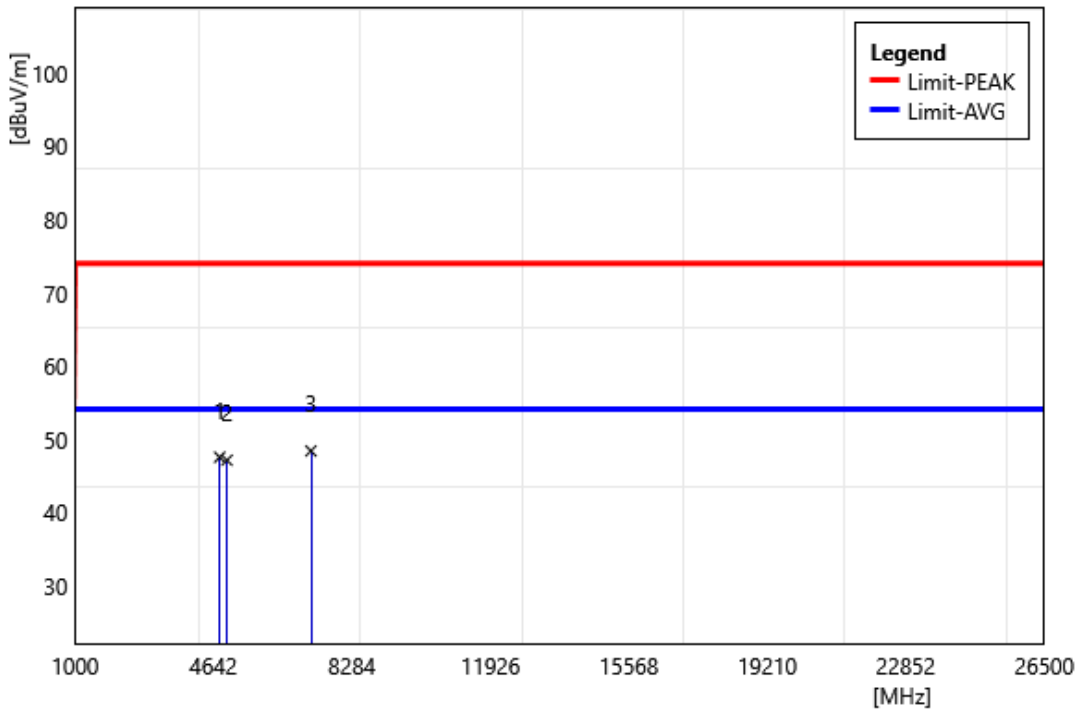
Note:1. Result (dBuV) = Correction factor (dB) + Reading(dBuV).

2. Correction factor (dB/m) = Antenna Factor (dB/m) + Cable loss (dB) – Pre-Amplifier gain (dB).

Harmonic

Above 1 GHz

Standard:	Part 15.247	Test Site:	96602 - WG
Polarization:	Vertical		
Test Mode	BLE 2M 2402 MHz		
ReMark:			

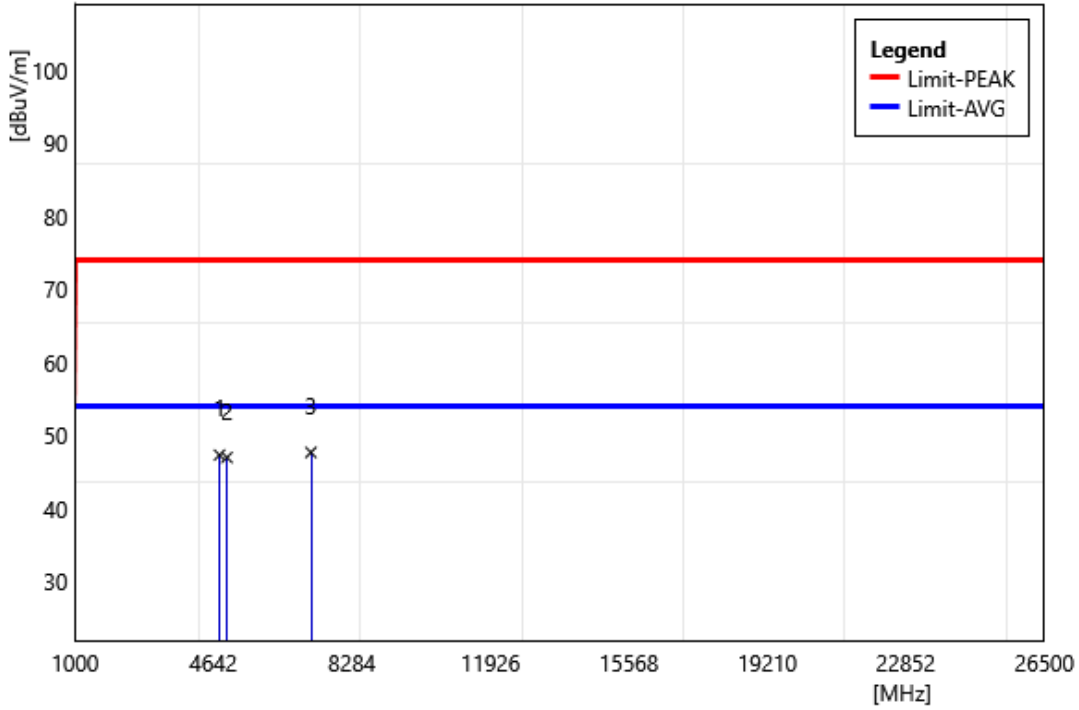


No.	Frequency MHz	Reading dBuV	Correct Factor dB/m	Result dBuV/m	Limit dBuV/m	Margin dB	ReMark
1	4804	46.1	1.47	47.57	74	-26.43	PEAK
2	4997	45.46	1.71	47.17	74	-26.83	PEAK
3	7206	41.57	6.86	48.43	74	-25.57	PEAK

Note:1. Result (dBuV) = Correction factor (dB) + Reading(dBuV).

2. Correction factor (dB/m) = Antenna Factor (dB/m) + Cable loss (dB) – Pre-Amplifier gain (dB).

Standard:	Part 15.247	Test Site:	96602 - WG
Polarization:	Horizontal		
Test Mode	BLE 2M 2402 MHz		
ReMark:			

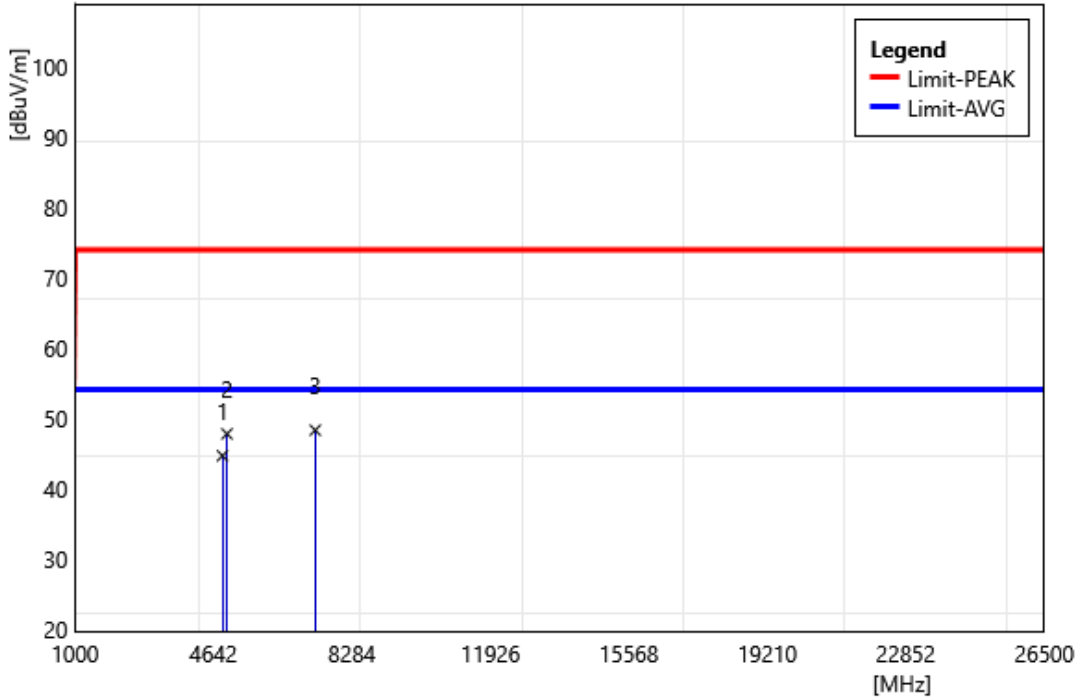


No.	Frequency MHz	Reading dBuV	Correct Factor dB/m	Result dBuV/m	Limit dBuV/m	Margin dB	ReMark
1	4804	45.93	1.4	47.33	74	-26.67	PEAK
2	4997	45.28	1.71	46.99	74	-27.01	PEAK
3	7206	40.83	6.86	47.69	74	-26.31	PEAK

Note:1. Result (dBuV) = Correction factor (dB) + Reading(dBuV).

2. Correction factor (dB/m) = Antenna Factor (dB/m) + Cable loss (dB) – Pre-Amplifier gain (dB).

Standard:	Part 15.247	Test Site:	96602 - WG
Polarization:	Vertical		
Test Mode	BLE 2M 2440 MHz		
ReMark:			

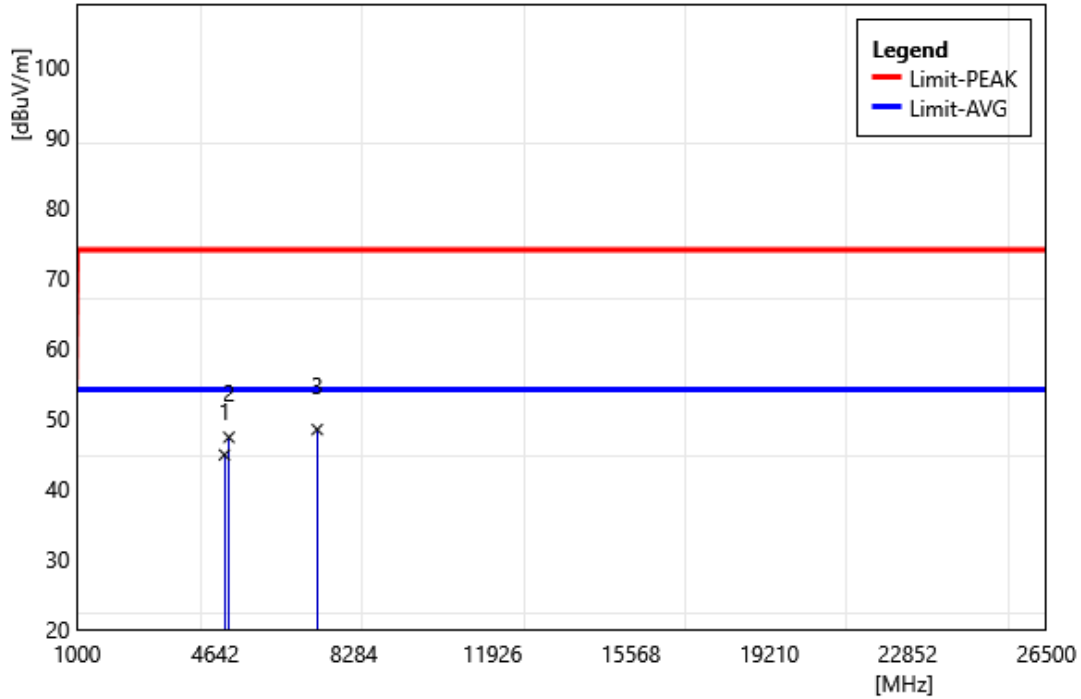


No.	Frequency MHz	Reading dBuV	Correct Factor dB/m	Result dBuV/m	Limit dBuV/m	Margin dB	ReMark
1	4880	43.02	1.67	44.69	74	-29.31	PEAK
2	4997	46.1	1.71	47.81	74	-26.19	PEAK
3	7320	41.51	6.82	48.33	74	-25.67	PEAK

Note:1. Result (dBuV) = Correction factor (dB) + Reading(dBuV).

2. Correction factor (dB/m) = Antenna Factor (dB/m) + Cable loss (dB) – Pre-Amplifier gain (dB).

Standard:	Part 15.247	Test Site:	96602 - WG
Polarization:	Horizontal		
Test Mode	BLE 2M 2440 MHz		
ReMark:			

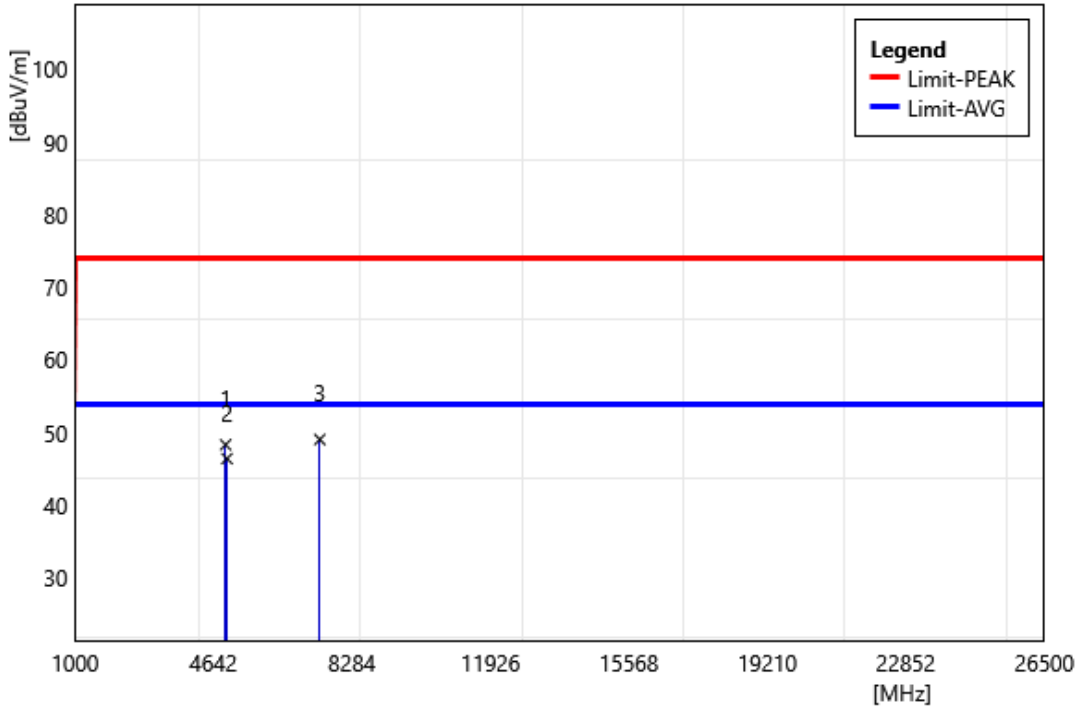


No.	Frequency MHz	Reading dBuV	Correct Factor dB/m	Result dBuV/m	Limit dBuV/m	Margin dB	ReMark
1	4880	43.15	1.67	44.82	74	-29.18	PEAK
2	4997	45.61	1.71	47.32	74	-26.68	PEAK
3	7320	41.6	6.82	48.42	74	-25.58	PEAK

Note:1. Result (dBuV) = Correction factor (dB) + Reading(dBuV).

2. Correction factor (dB/m) = Antenna Factor (dB/m) + Cable loss (dB) – Pre-Amplifier gain (dB).

Standard:	Part 15.247	Test Site:	96602 - WG
Polarization:	Vertical		
Test Mode	BLE 2M 2480 MHz		
ReMark:			

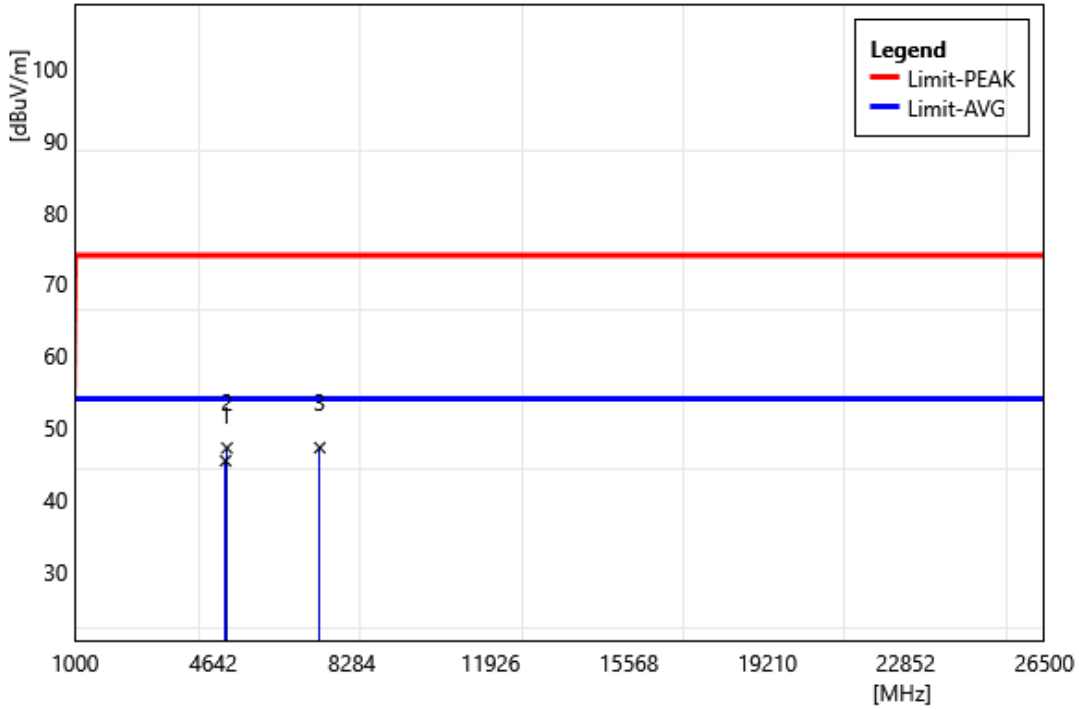


No.	Frequency MHz	Reading dBuV	Correct Factor dB/m	Result dBuV/m	Limit dBuV/m	Margin dB	ReMark
1	4960	46.66	1.68	48.34	74	-25.66	PEAK
2	4997	44.71	1.71	46.42	74	-27.58	PEAK
3	7440	42.05	7.02	49.07	74	-24.93	PEAK

Note:1. Result (dBuV) = Correction factor (dB) + Reading(dBuV).

2. Correction factor (dB/m) = Antenna Factor (dB/m) + Cable loss (dB) – Pre-Amplifier gain (dB).

Standard:	Part 15.247	Test Site:	96602 - WG
Polarization:	Horizontal		
Test Mode	BLE 2M 2480 MHz		
ReMark:			

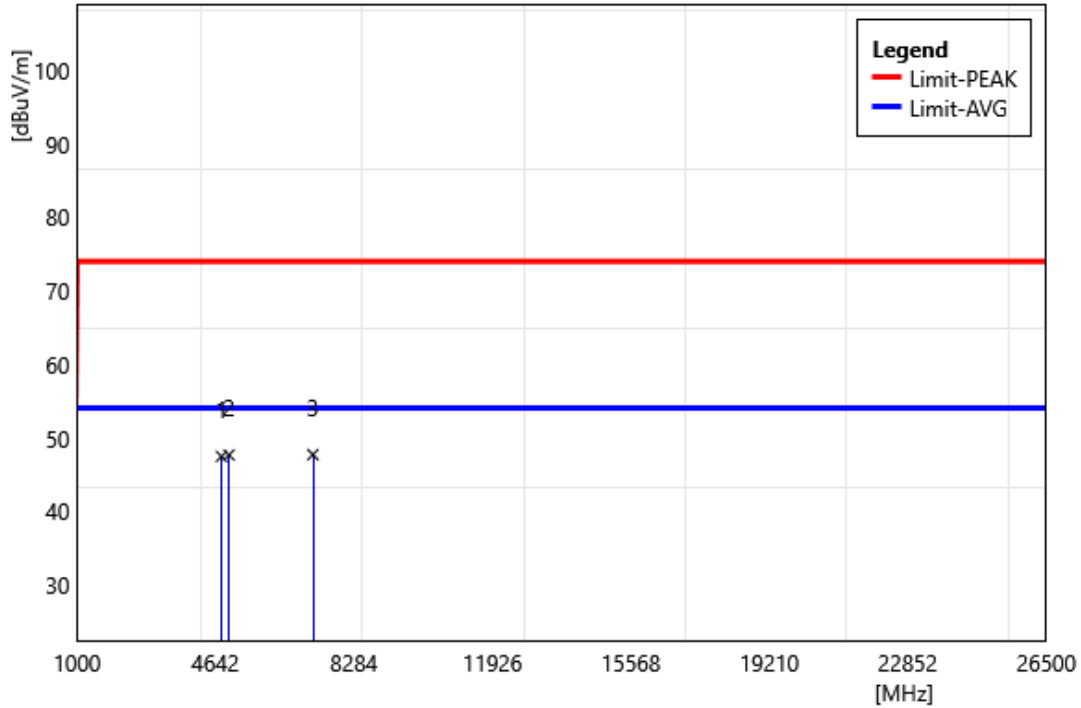


No.	Frequency MHz	Reading dBuV	Correct Factor dB/m	Result dBuV/m	Limit dBuV/m	Margin dB	ReMark
1	4960	43.71	1.69	45.4	74	-28.6	PEAK
2	4997	45.48	1.71	47.19	74	-26.81	PEAK
3	7440	40.21	7.02	47.23	74	-26.77	PEAK

Note:1. Result (dBuV) = Correction factor (dB) + Reading(dBuV).

2. Correction factor (dB/m) = Antenna Factor (dB/m) + Cable loss (dB) – Pre-Amplifier gain (dB).

Standard:	Part 15.247	Test Site:	96602 - WG
Polarization:	Vertical		
Test Mode	BLE C8 2402 MHz		
ReMark:			

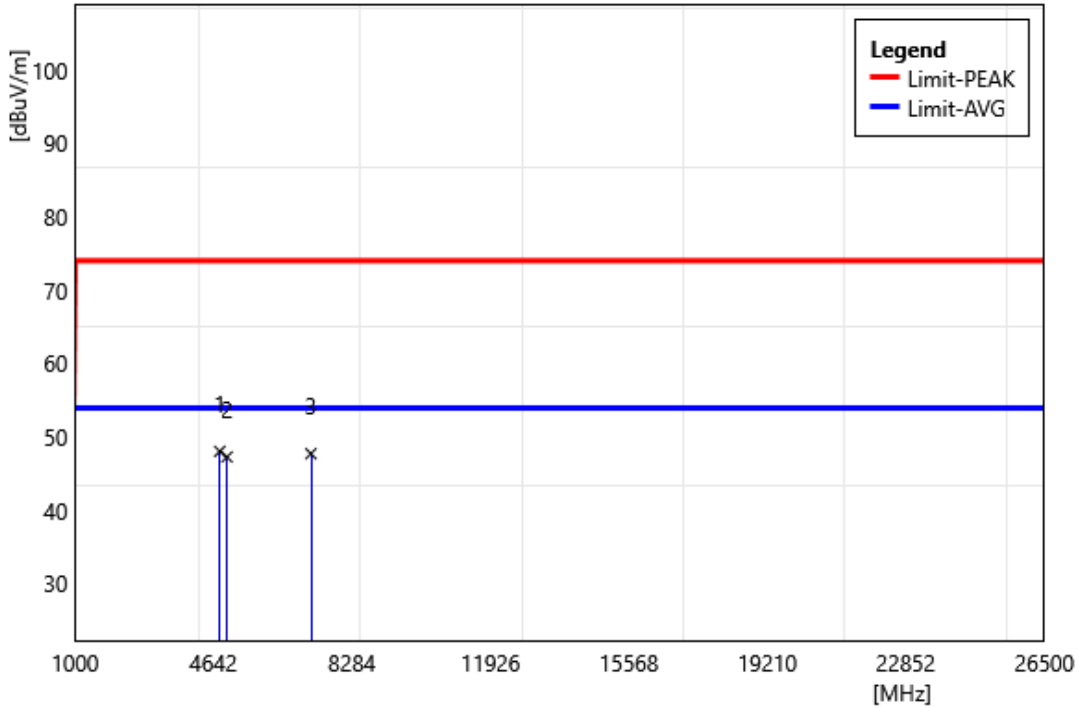


No.	Frequency MHz	Reading dBuV	Correct Factor dB/m	Result dBuV/m	Limit dBuV/m	Margin dB	ReMark
1	4804	46.11	1.4	47.51	74	-26.49	PEAK
2	4997	46	1.71	47.71	74	-26.29	PEAK
3	7206	40.89	6.86	47.75	74	-26.25	PEAK

Note:1. Result (dBuV) = Correction factor (dB) + Reading(dBuV).

2. Correction factor (dB/m) = Antenna Factor (dB/m) + Cable loss (dB) – Pre-Amplifier gain (dB).

Standard:	Part 15.247	Test Site:	96602 - WG
Polarization:	Horizontal		
Test Mode	BLE C8 2402 MHz		
ReMark:			

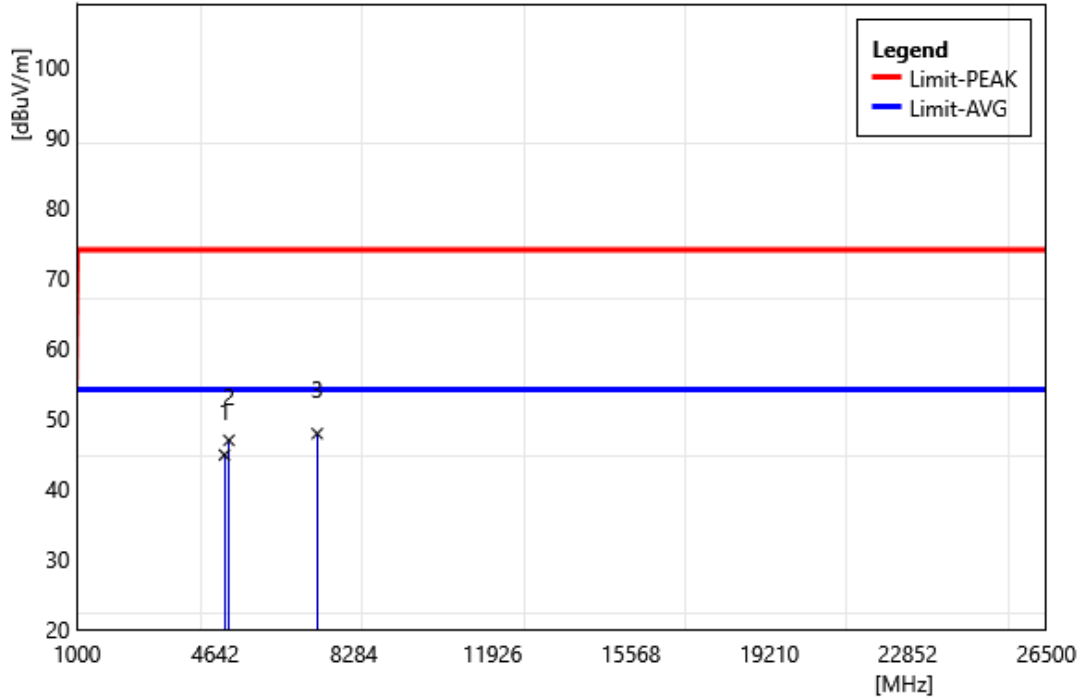


No.	Frequency MHz	Reading dBuV	Correct Factor dB/m	Result dBuV/m	Limit dBuV/m	Margin dB	ReMark
1	4804	46.54	1.47	48.01	74	-25.99	PEAK
2	4997	45.54	1.71	47.25	74	-26.75	PEAK
3	7206	40.83	6.86	47.69	74	-26.31	PEAK

Note:1. Result (dBuV) = Correction factor (dB) + Reading(dBuV).

2. Correction factor (dB/m) = Antenna Factor (dB/m) + Cable loss (dB) – Pre-Amplifier gain (dB).

Standard:	Part 15.247	Test Site:	96602 - WG
Polarization:	Vertical		
Test Mode	BLE C8 2440 MHz		
ReMark:			

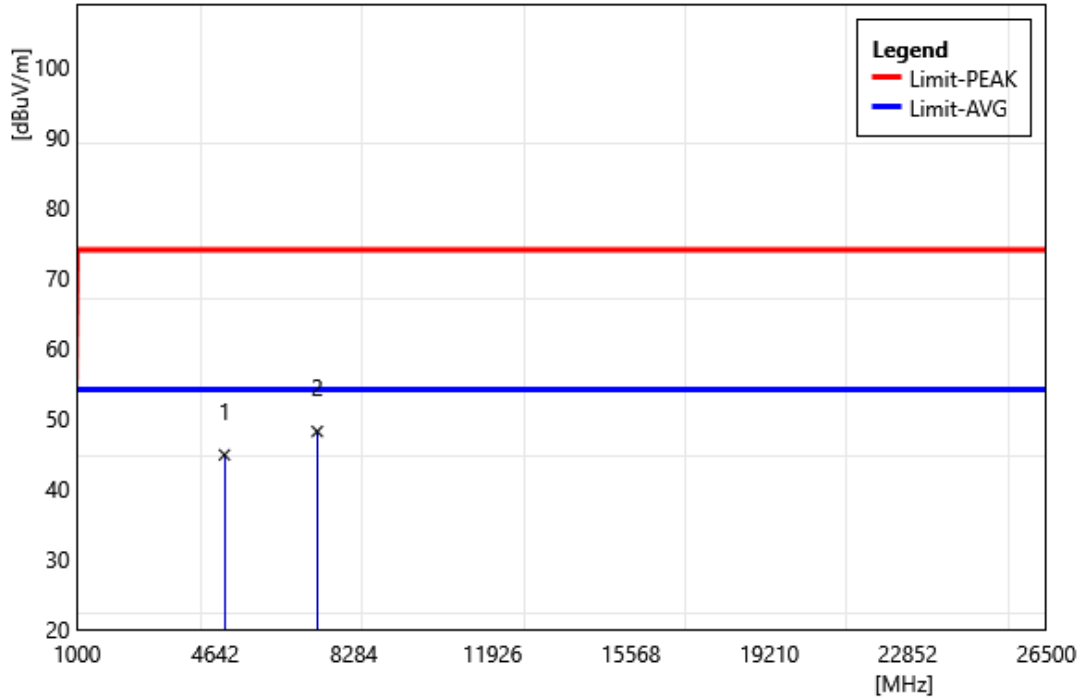


No.	Frequency MHz	Reading dBuV	Correct Factor dB/m	Result dBuV/m	Limit dBuV/m	Margin dB	ReMark
1	4880	43.14	1.67	44.81	74	-29.19	PEAK
2	4997	45.18	1.71	46.89	74	-27.11	PEAK
3	7320	41.02	6.82	47.84	74	-26.16	PEAK

Note:1. Result (dBuV) = Correction factor (dB) + Reading(dBuV).

2. Correction factor (dB/m) = Antenna Factor (dB/m) + Cable loss (dB) – Pre-Amplifier gain (dB).

Standard:	Part 15.247	Test Site:	96602 - WG
Polarization:	Horizontal		
Test Mode	BLE C8 2440 MHz		
ReMark:			

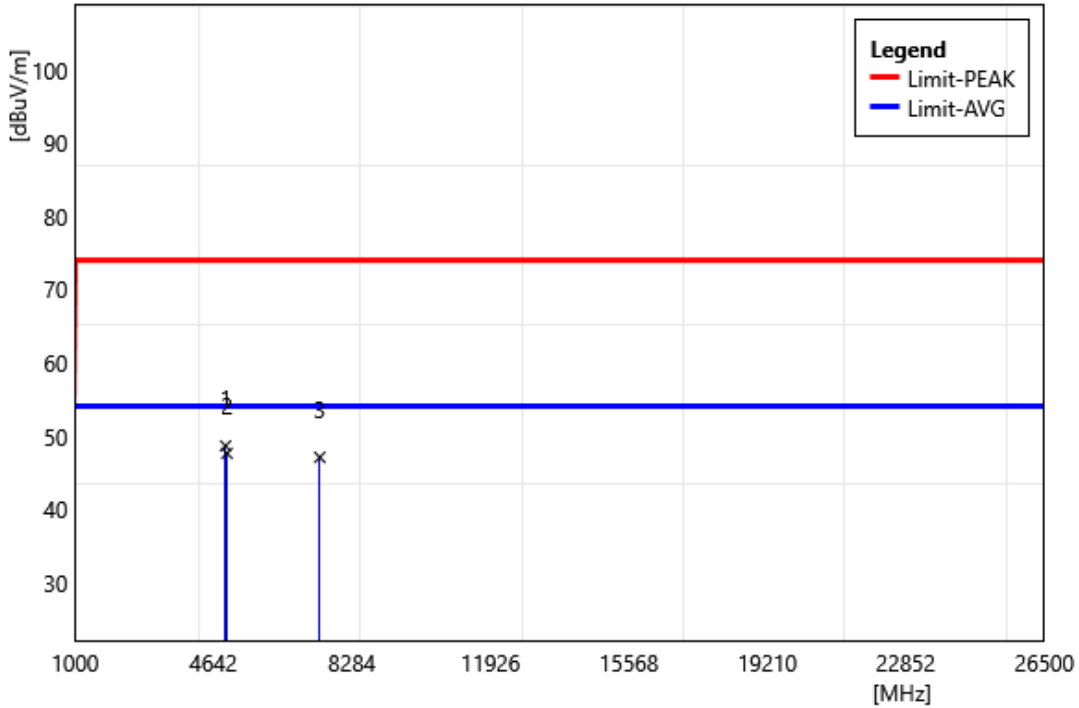


No.	Frequency MHz	Reading dBuV	Correct Factor dB/m	Result dBuV/m	Limit dBuV/m	Margin dB	ReMark
1	4880	43.15	1.67	44.82	74	-29.18	PEAK
2	7320	41.33	6.82	48.15	74	-25.85	PEAK

Note:1. Result (dBuV) = Correction factor (dB) + Reading(dBuV).

2. Correction factor (dB/m) = Antenna Factor (dB/m) + Cable loss (dB) – Pre-Amplifier gain (dB).

Standard:	Part 15.247	Test Site:	96602 - WG
Polarization:	Vertical		
Test Mode	BLE C8 2480 MHz		
ReMark:			

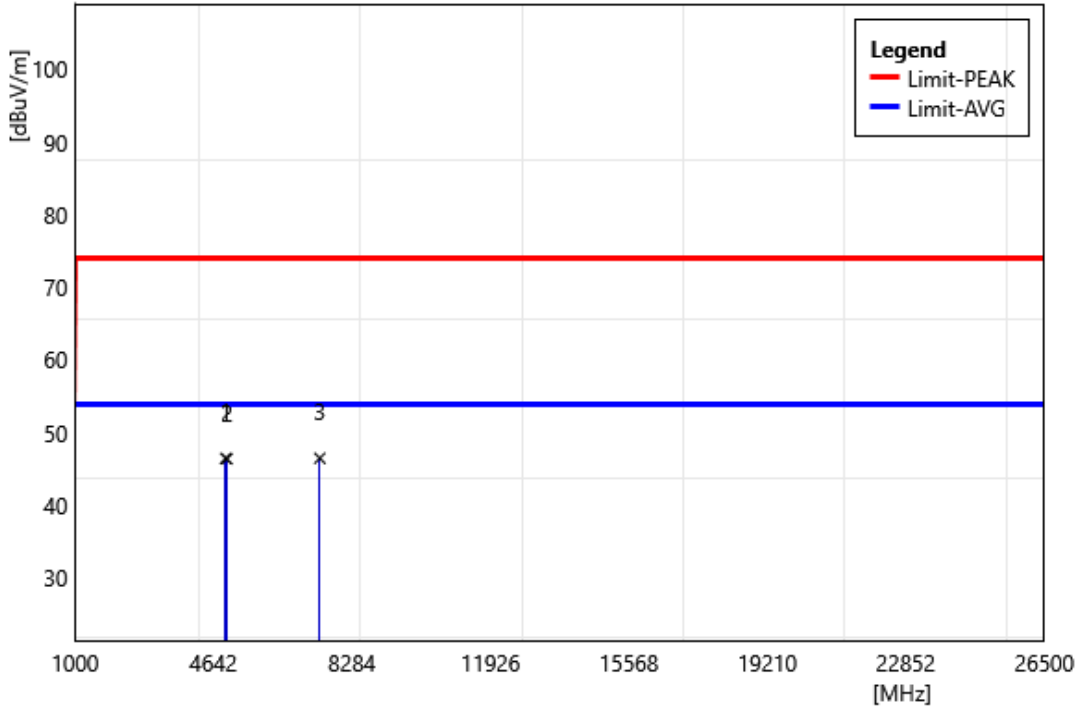


No.	Frequency MHz	Reading dBuV	Correct Factor dB/m	Result dBuV/m	Limit dBuV/m	Margin dB	ReMark
1	4962	46.96	1.68	48.64	74	-25.36	PEAK
2	4997	45.92	1.71	47.63	74	-26.37	PEAK
3	7440	40.07	7.02	47.09	74	-26.91	PEAK

Note:1. Result (dBuV) = Correction factor (dB) + Reading(dBuV).

2. Correction factor (dB/m) = Antenna Factor (dB/m) + Cable loss (dB) – Pre-Amplifier gain (dB).

Standard:	Part 15.247	Test Site:	96602 - WG
Polarization:	Horizontal		
Test Mode	BLE C8 2480 MHz		
ReMark:			



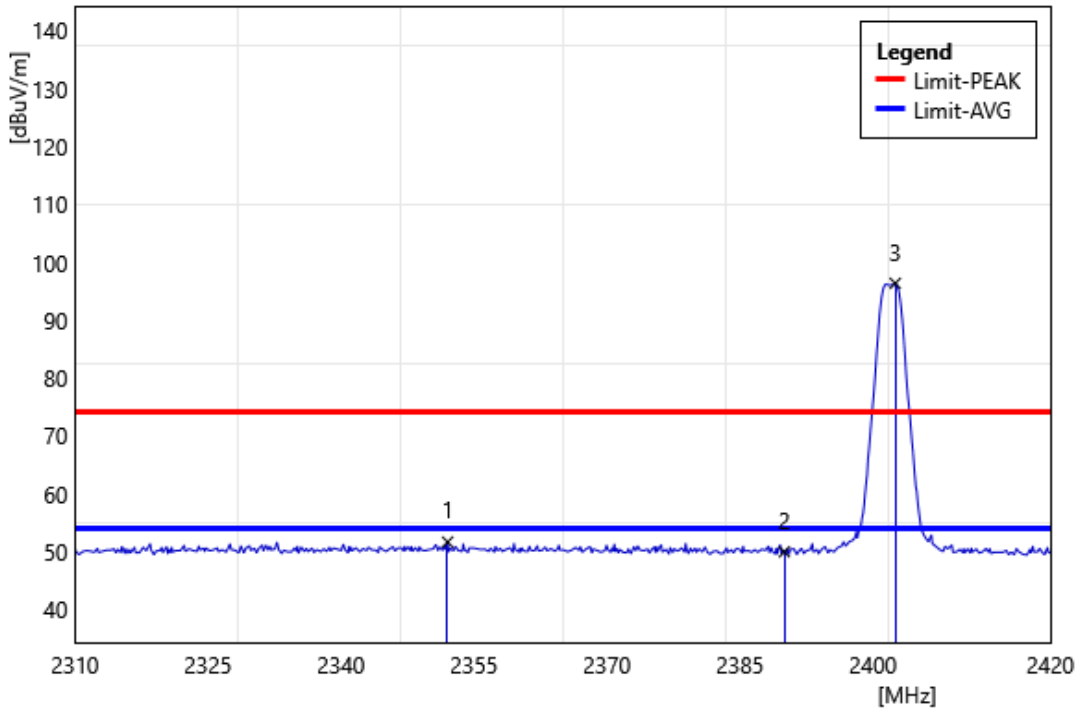
No.	Frequency MHz	Reading dBuV	Correct Factor dB/m	Result dBuV/m	Limit dBuV/m	Margin dB	ReMark
1	4960	44.75	1.68	46.43	74	-27.57	PEAK
2	4997	44.68	1.71	46.39	74	-27.61	PEAK
3	7440	39.45	7.02	46.47	74	-27.53	PEAK

Note:1. Result (dBuV) = Correction factor (dB) + Reading(dBuV).

2. Correction factor (dB/m) = Antenna Factor (dB/m) + Cable loss (dB) – Pre-Amplifier gain (dB).

Band Edge

Standard:	Part 15.247	Test Site:	96602 - WG
Polarization:	Vertical		
Test Mode	BLE 2M 2402 MHz		
ReMark:			

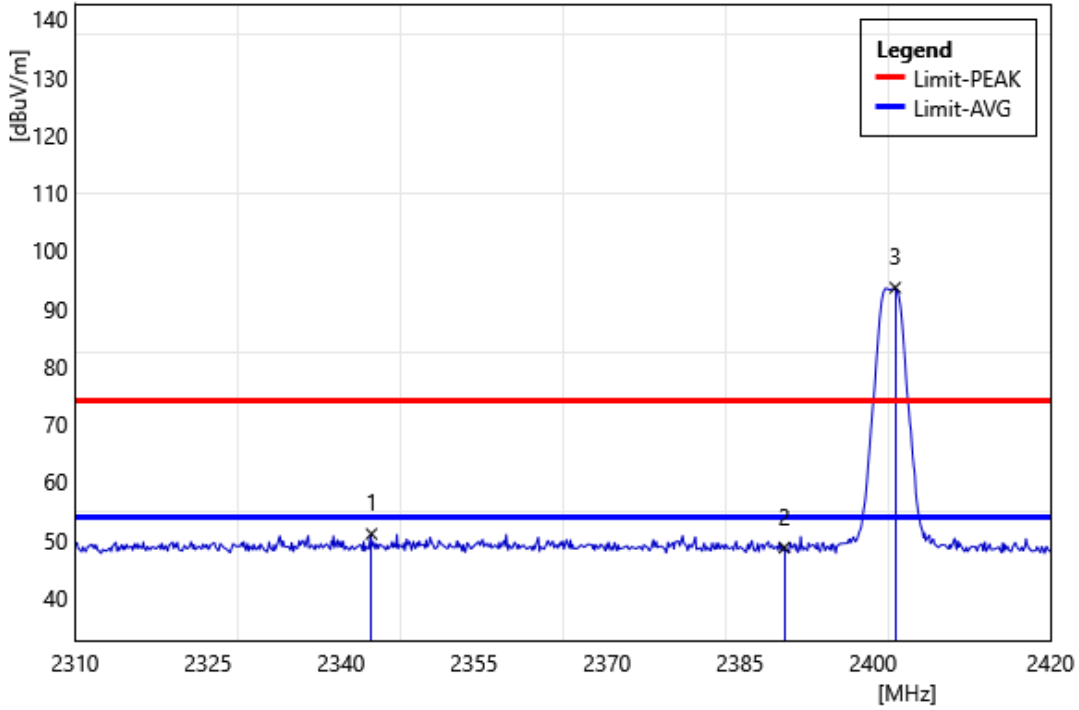


No.	Frequency MHz	Reading dBuV	Correct Factor dB/m	Result dBuV/m	Limit dBuV/m	Margin dB	ReMark
1	2352.02	56.45	-4.78	51.67	74	-22.33	PEAK
2	2390	55.31	-5.33	49.98	74	-24.02	PEAK
3	2402.51	101.84	-5.47	96.37	74	22.37	PEAK

Note:1. Result (dBuV) = Correction factor (dB) + Reading(dBuV).

2. Correction factor (dB/m) = Antenna Factor (dB/m) + Cable loss (dB) – Pre-Amplifier gain (dB).

Standard:	Part 15.247	Test Site:	96602 - WG
Polarization:	Horizontal		
Test Mode	BLE 2M 2402 MHz		
ReMark:			

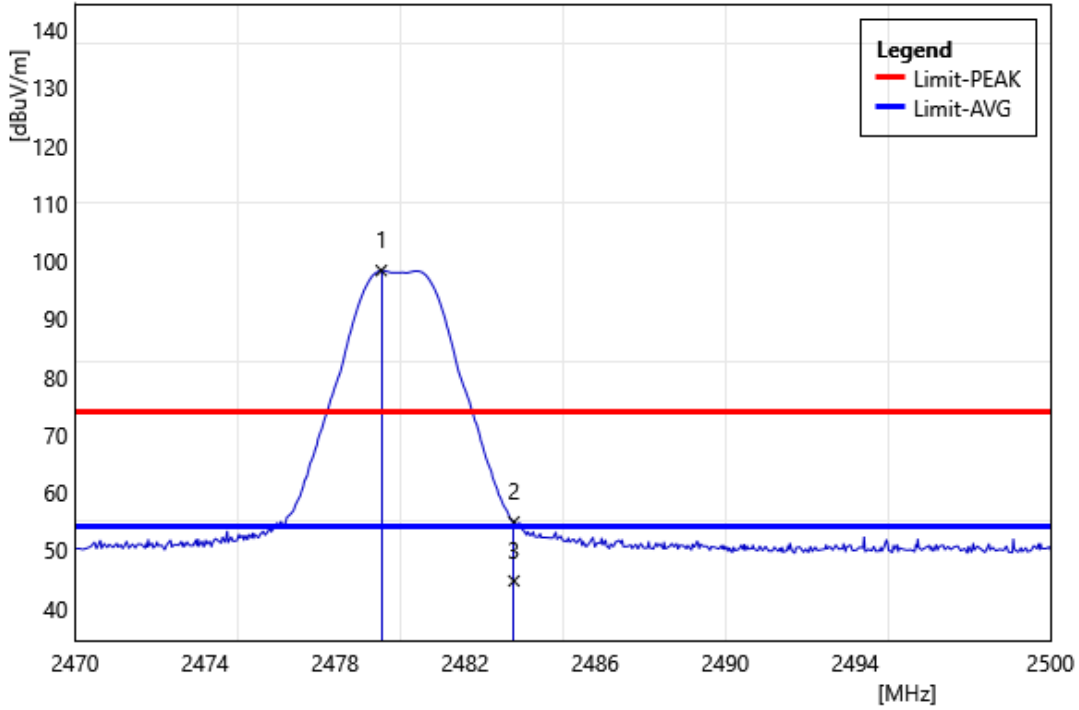


No.	Frequency MHz	Reading dBuV	Correct Factor dB/m	Result dBuV/m	Limit dBuV/m	Margin dB	ReMark
1	2343.44	55.86	-4.82	51.04	74	-22.96	PEAK
2	2390	54	-5.33	48.67	74	-25.33	PEAK
3	2402.51	99.07	-5.47	93.6	74	19.6	PEAK

Note:1. Result (dBuV) = Correction factor (dB) + Reading(dBuV).

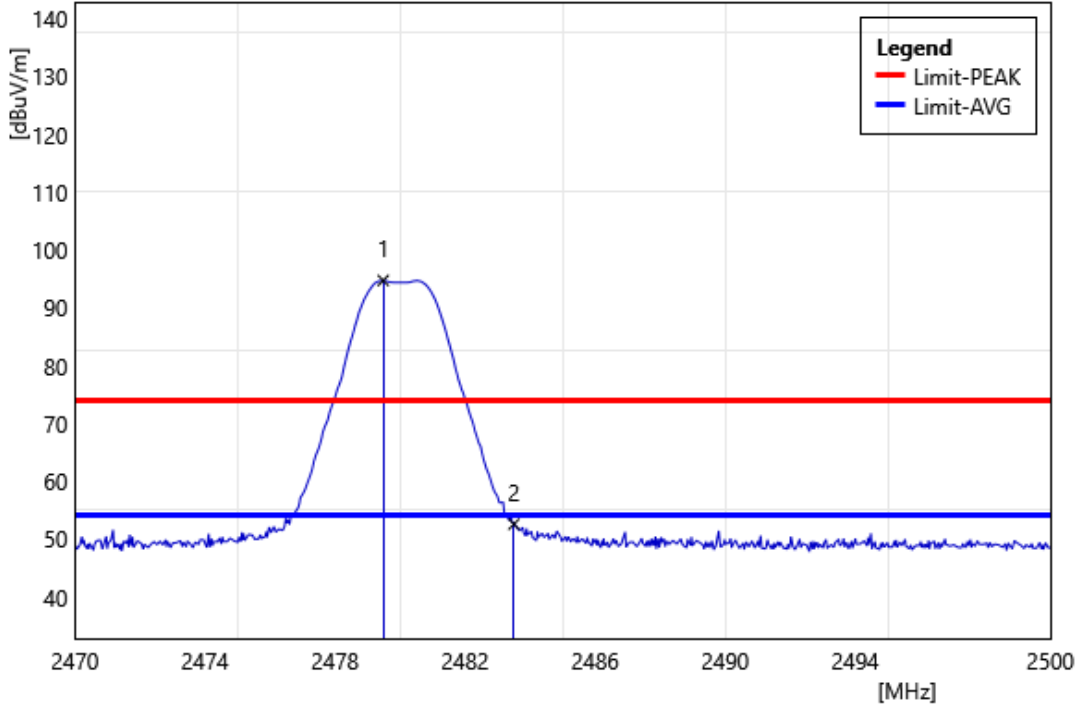
2. Correction factor (dB/m) = Antenna Factor (dB/m) + Cable loss (dB) – Pre-Amplifier gain (dB).

Standard:	Part 15.247	Test Site:	96602 - WG
Polarization:	Vertical		
Test Mode	BLE 2M 2480 MHz		
ReMark:			



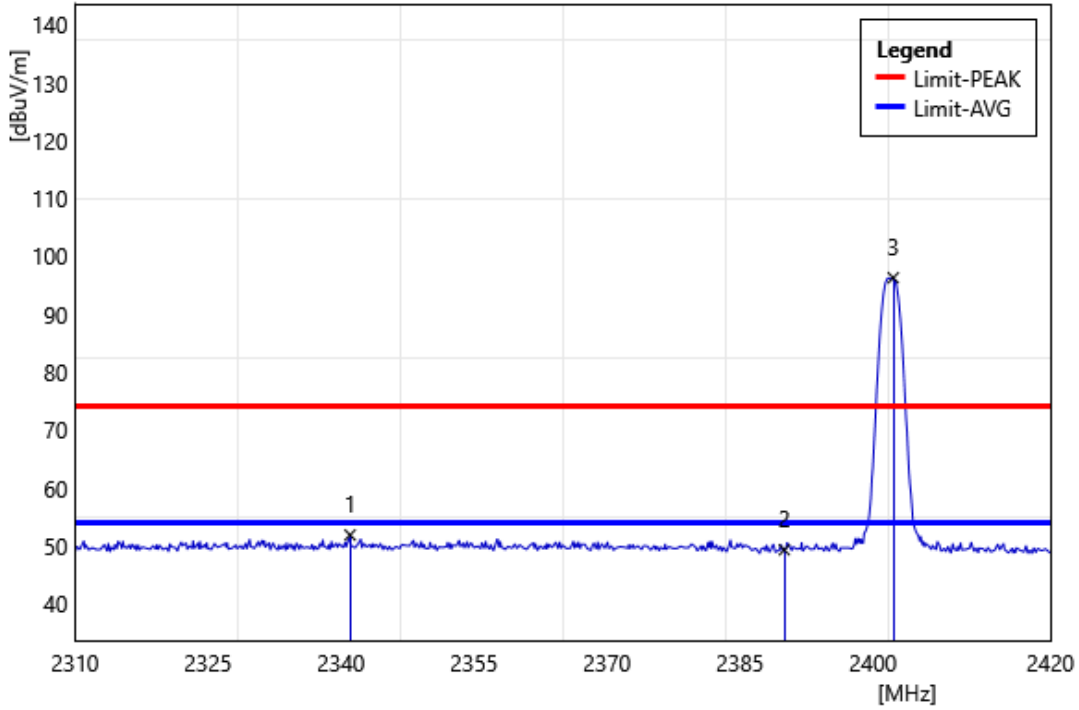
No.	Frequency MHz	Reading dBuV	Correct Factor dB/m	Result dBuV/m	Limit dBuV/m	Margin dB	ReMark
1	2479.42	103.77	-5.39	98.38	74	24.38	PEAK
2	2483.5	60.31	-5.36	54.95	74	-19.05	PEAK
3	2483.5	49.5	-5.36	44.75	54	-9.25	AVG

Standard:	Part 15.247	Test Site:	96602 - WG
Polarization:	Horizontal		
Test Mode	BLE 2M 2480 MHz		
ReMark:			



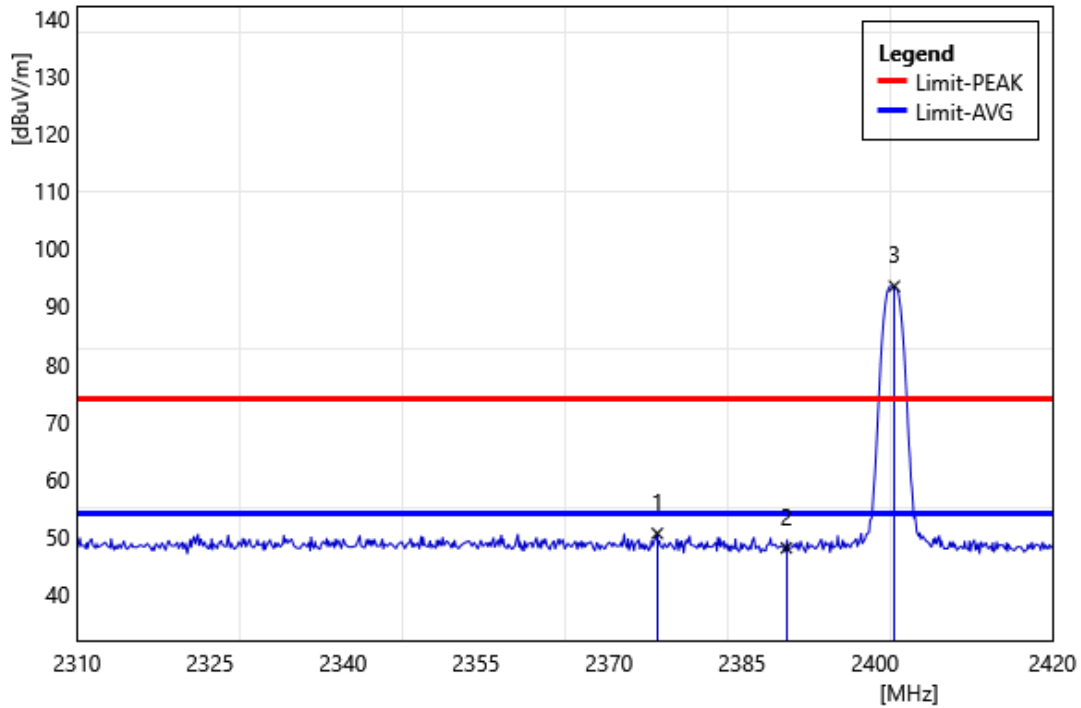
No.	Frequency MHz	Reading dBuV	Correct Factor dB/m	Result dBuV/m	Limit dBuV/m	Margin dB	ReMark
1	2479.48	100.11	-5.39	94.72	74	20.72	PEAK
2	2483.5	57.96	-5.36	52.6	74	-21.4	PEAK

Standard:	Part 15.247	Test Site:	96602 - WG
Polarization:	Vertical		
Test Mode	BLE C2 2402 MHz		
ReMark:			



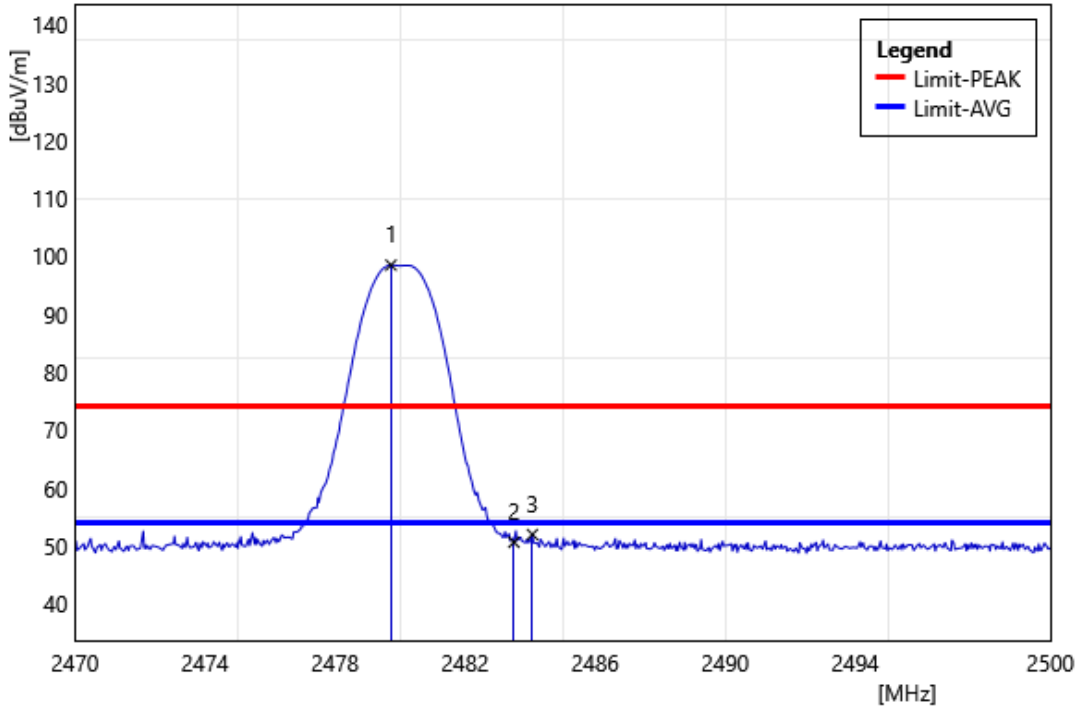
No.	Frequency MHz	Reading dBuV	Correct Factor dB/m	Result dBuV/m	Limit dBuV/m	Margin dB	ReMark
1	2341.02	56.67	-4.84	51.83	74	-22.17	PEAK
2	2390	54.6	-5.33	49.27	74	-24.73	PEAK
3	2402.29	101.75	-5.47	96.28	74	22.28	PEAK

Standard:	Part 15.247	Test Site:	96602 - WG
Polarization:	Horizontal		
Test Mode	BLE C2 2402 MHz		
ReMark:			



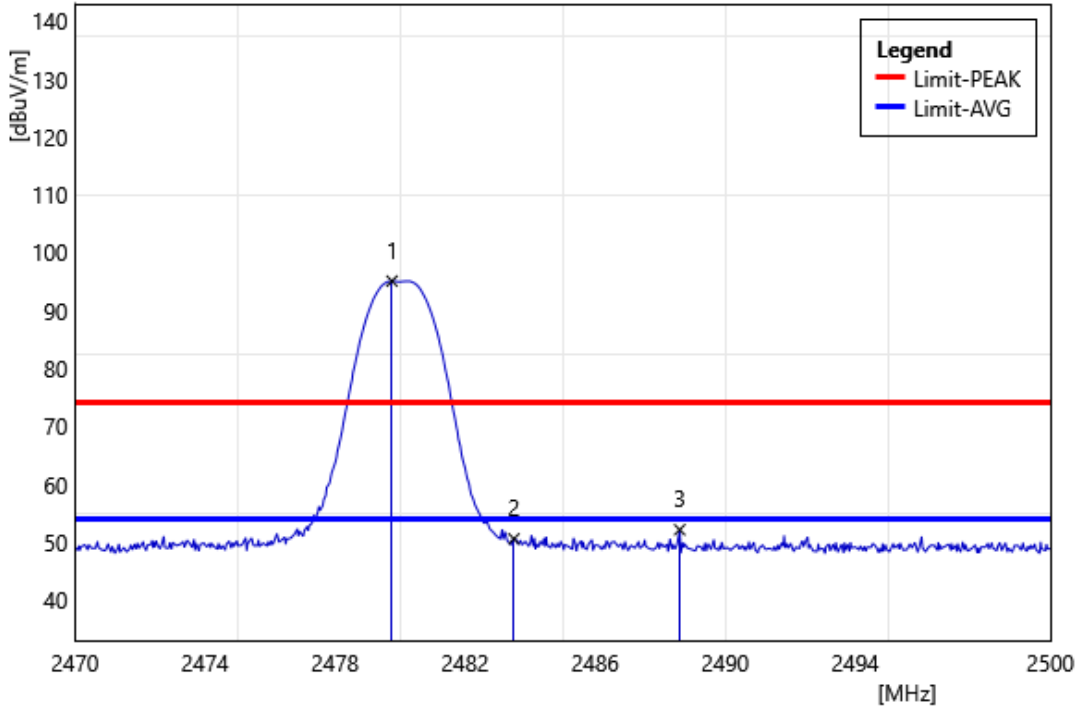
No.	Frequency MHz	Reading dBuV	Correct Factor dB/m	Result dBuV/m	Limit dBuV/m	Margin dB	ReMark
1	2375.45	55.65	-5.12	50.53	74	-23.47	PEAK
2	2390	53.35	-5.33	48.02	74	-25.98	PEAK
3	2402.18	98.97	-5.47	93.5	74	19.5	PEAK

Standard:	Part 15.247	Test Site:	96602 - WG
Polarization:	Vertical		
Test Mode	BLE C2 2480 MHz		
ReMark:			



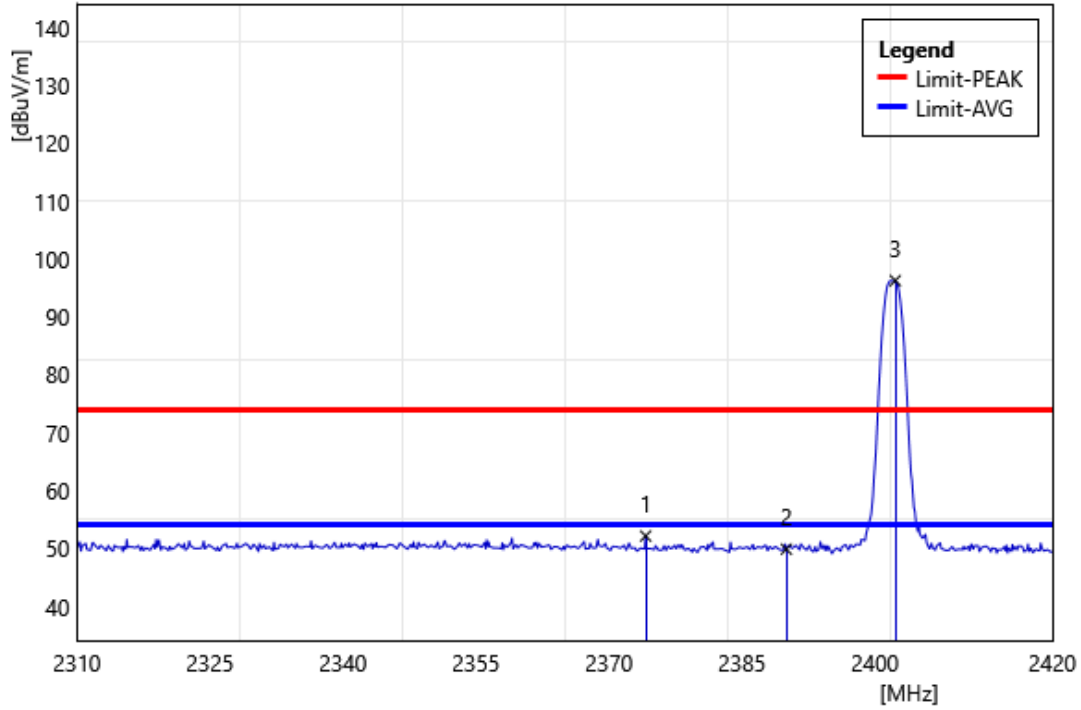
No.	Frequency MHz	Reading dBuV	Correct Factor dB/m	Result dBuV/m	Limit dBuV/m	Margin dB	ReMark
1	2479.72	103.87	-5.38	98.49	74	24.49	PEAK
2	2483.5	55.97	-5.36	50.61	74	-23.39	PEAK
3	2484.07	57.3	-5.36	51.94	74	-22.06	PEAK

Standard:	Part 15.247	Test Site:	96602 - WG
Polarization:	Horizontal		
Test Mode	BLE C2 2480 MHz		
ReMark:			



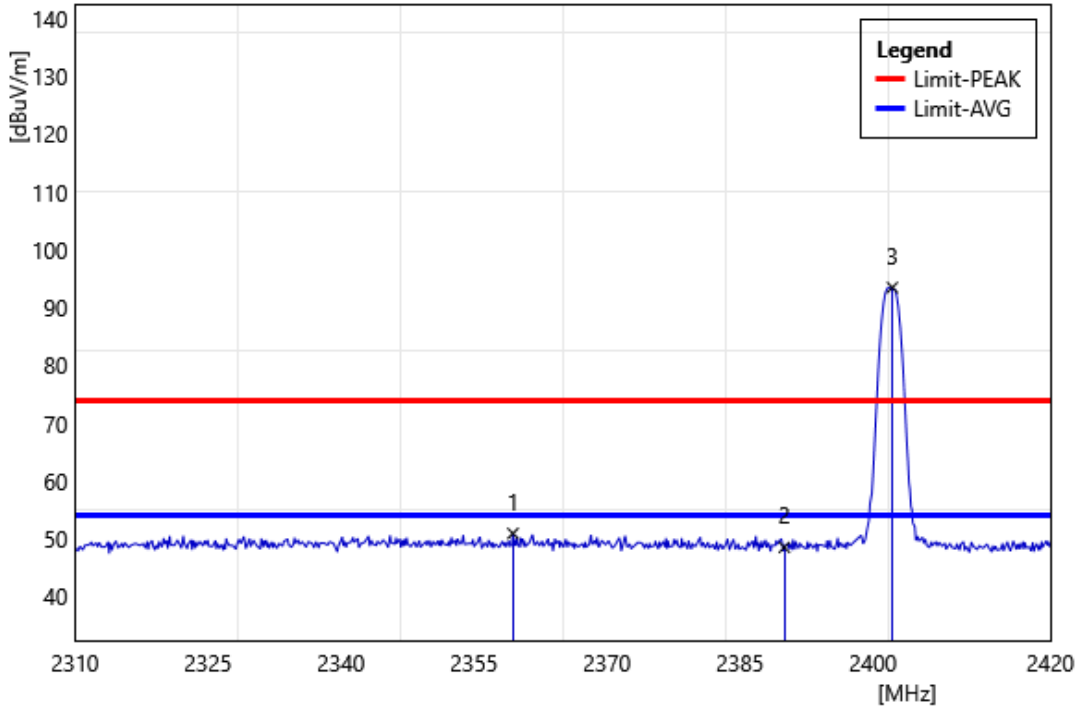
No.	Frequency MHz	Reading dBuV	Correct Factor dB/m	Result dBuV/m	Limit dBuV/m	Margin dB	ReMark
1	2479.75	100.45	-5.38	95.07	74	21.07	PEAK
2	2483.5	55.89	-5.36	50.53	74	-23.47	PEAK
3	2488.6	57.43	-5.33	52.1	74	-21.9	PEAK

Standard:	Part 15.247	Test Site:	96602 - WG
Polarization:	Vertical		
Test Mode	BLE C8 2402 MHz		
ReMark:			



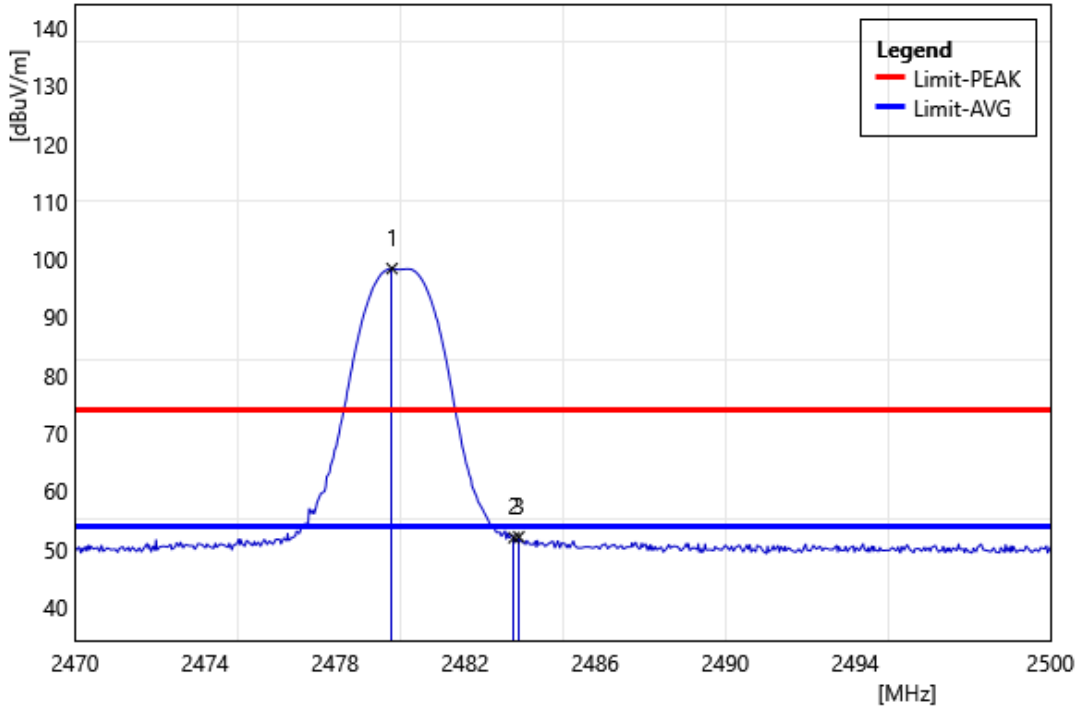
No.	Frequency MHz	Reading dBuV	Correct Factor dB/m	Result dBuV/m	Limit dBuV/m	Margin dB	ReMark
1	2374.13	57.23	-5.1	52.13	74	-21.87	PEAK
2	2390	55.18	-5.33	49.85	74	-24.15	PEAK
3	2402.29	101.73	-5.47	96.26	74	22.26	PEAK

Standard:	Part 15.247	Test Site:	96602 - WG
Polarization:	Horizontal		
Test Mode	BLE C8 2402 MHz		
ReMark:			



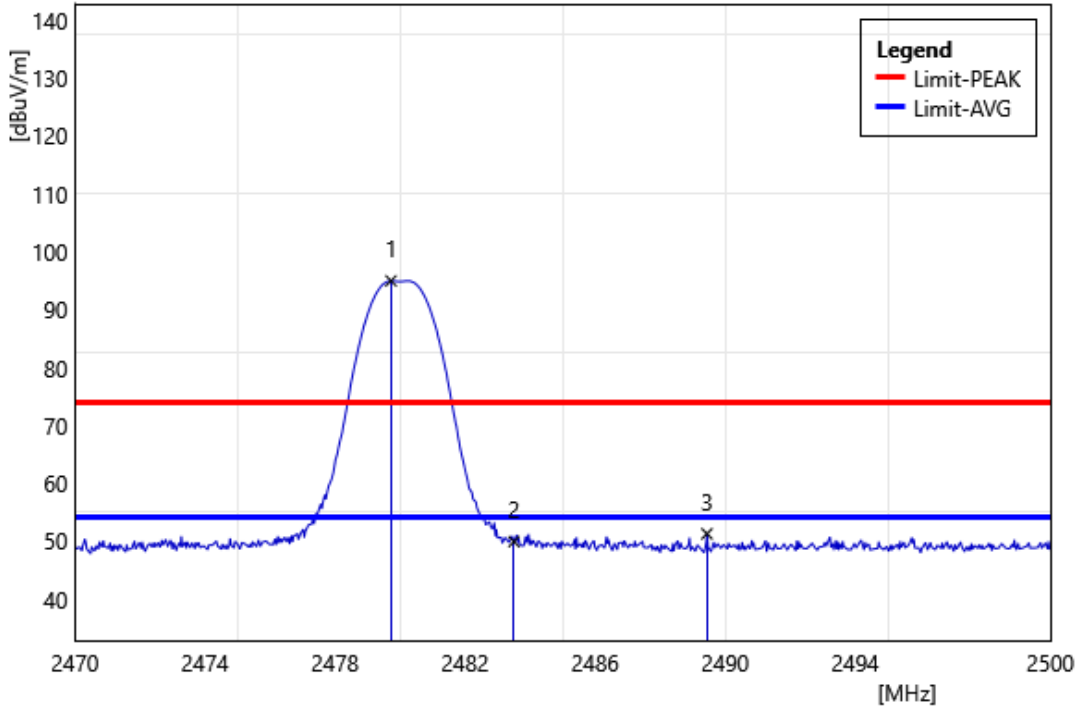
No.	Frequency MHz	Reading dBuV	Correct Factor dB/m	Result dBuV/m	Limit dBuV/m	Margin dB	ReMark
1	2359.39	55.79	-4.89	50.9	74	-23.1	PEAK
2	2390	53.83	-5.33	48.5	74	-25.5	PEAK
3	2402.18	98.93	-5.47	93.46	74	19.46	PEAK

Standard:	Part 15.247	Test Site:	96602 - WG
Polarization:	Vertical		
Test Mode	BLE C8 2480 MHz		
ReMark:			



No.	Frequency MHz	Reading dBuV	Correct Factor dB/m	Result dBuV/m	Limit dBuV/m	Margin dB	ReMark
1	2479.75	103.81	-5.38	98.43	74	24.43	PEAK
2	2483.5	57.29	-5.36	51.93	74	-22.07	PEAK
3	2483.65	57.43	-5.36	52.07	74	-21.93	PEAK

Standard:	Part 15.247	Test Site:	96602 - WG
Polarization:	Horizontal		
Test Mode	BLE C8 2480 MHz		
ReMark:			



No.	Frequency MHz	Reading dBuV	Correct Factor dB/m	Result dBuV/m	Limit dBuV/m	Margin dB	ReMark
1	2479.72	100.36	-5.38	94.98	74	20.98	PEAK
2	2483.5	55.27	-5.36	49.91	74	-24.09	PEAK
3	2489.44	56.59	-5.32	51.27	74	-22.73	PEAK

---END---