

Appendix C. Test Setup Photographs


Conducted Emissions Test Configuration:

Model: FG-600F & FG-601F (One AC Power)

Front View



Rear View




Model: FG-600F & FG-601F (Two AC Power)

Front View



Rear View



Model: FG-600F & FG-601F (One DC Power)

Front View



Rear View



Model: FG-600F & FG-601F (Two DC Power)

Front View



Rear View



Radiated Emissions Test Configuration:

9 kHz ~ 30 MHz



Model: FG-601F & FG-600F (One AC Power – Right Port)

Below 1 GHz _ Front View



Below 1 GHz _ Rear View




Model: FG-601F & FG-600F (One AC Power – Left Port)

Below 1 GHz _ Front View



Below 1 GHz _ Rear View




Model: FG-601F & FG-600F (Two AC Power)

Below 1 GHz _ Front View



Below 1 GHz _ Rear View



Model: FG-601F & FG-600F (One DC Power – Right Port)

Below 1 GHz _ Front View



Below 1 GHz _ Rear View



Model: FG-601F & FG-600F (One DC Power – Left Port)

Below 1 GHz _ Front View



Below 1 GHz _ Rear View




Model: FG-601F & FG-600F (Two DC Power)


Below 1 GHz _ Front View



Below 1 GHz _ Rear View



Above 1 GHz _ Front View



Above 1 GHz _ Rear View

