

Company: MikroTik

Product Name: 5aCD Module


Report No.: MIKO60 Test Setup Photos

PHOTOS - TEST SETUP



1. Test Setup Photographs


1.1.1. Test Setup



27dBi TX Spurious 1-18GHz


This test report may be reproduced in full only. The document may only be updated by MiCOM Labs personnel. All changes will be noted in the Document History section of the report.

1.1.2. Test Setup - RE#1 - Radiated Emissions - 3m Chamber




16dBi TX Spurious 1-18GHz

This test report may be reproduced in full only. The document may only be updated by MiCOM Labs personnel. All changes will be noted in the Document History section of the report.




9dBi TX Spurious 1-18GHz

This test report may be reproduced in full only. The document may only be updated by MiCOM Labs personnel. All changes will be noted in the Document History section of the report.



Transmitter Emissions 1-18GHz


This test report may be reproduced in full only. The document may only be updated by MiCOM Labs personnel. All changes will be noted in the Document History section of the report.



Transmitter Emissions 30M-1GHz

This test report may be reproduced in full only. The document may only be updated by MiCOM Labs personnel. All changes will be noted in the Document History section of the report.

1.1.3. Test Setup - RF#1 - Conducted



RF Conducted

This test report may be reproduced in full only. The document may only be updated by MiCOM Labs personnel. All changes will be noted in the Document History section of the report.



575 Boulder Court
Pleasanton, California 94566, USA
Tel: +1 (925) 462 0304
Fax: +1 (925) 462 0306
www.micomlabs.com

