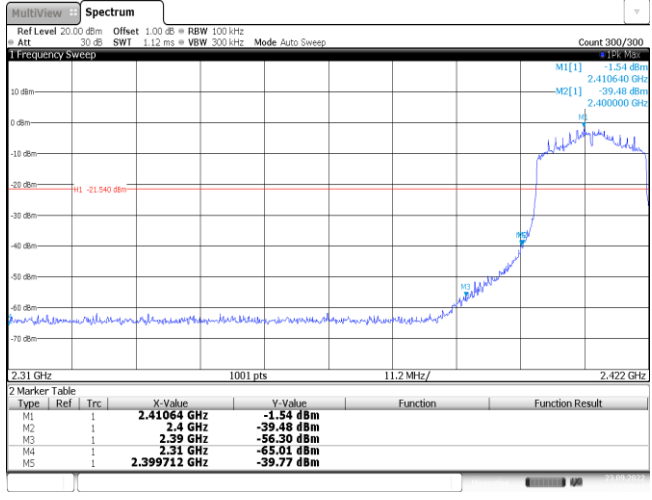
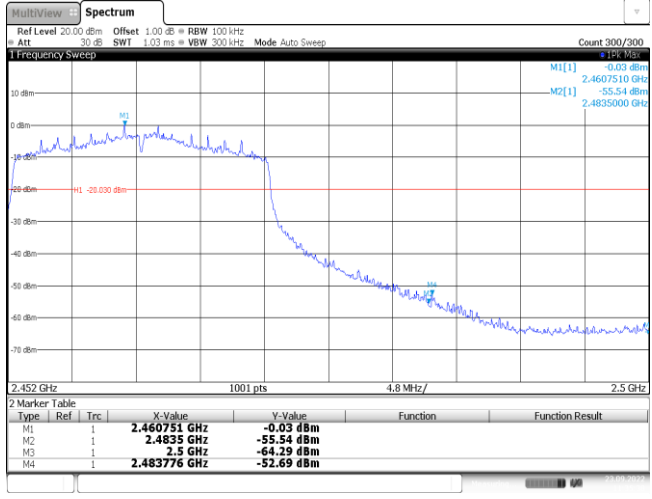
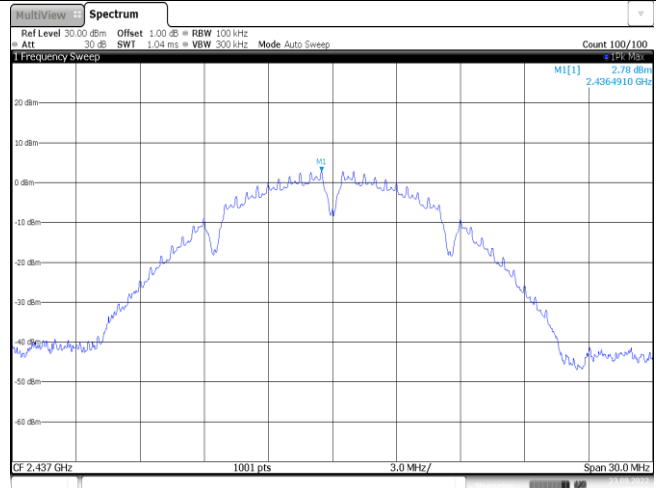


Test Item:	Bandedge	802.11 ax(HT20)	Antenna 1																																										
CH01	 <p>2 Marker Table</p> <table border="1"> <thead> <tr> <th>Type</th> <th>Ref</th> <th>Trc</th> <th>X-Value</th> <th>Y-Value</th> <th>Function</th> <th>Function Result</th> </tr> </thead> <tbody> <tr> <td>M1</td> <td>1</td> <td></td> <td>2.41064 GHz</td> <td>-1.54 dBm</td> <td></td> <td></td> </tr> <tr> <td>M2</td> <td>1</td> <td></td> <td>2.4 GHz</td> <td>-39.48 dBm</td> <td></td> <td></td> </tr> <tr> <td>M3</td> <td>1</td> <td></td> <td>2.39 GHz</td> <td>-56.30 dBm</td> <td></td> <td></td> </tr> <tr> <td>M4</td> <td>1</td> <td></td> <td>2.31 GHz</td> <td>-65.01 dBm</td> <td></td> <td></td> </tr> <tr> <td>M5</td> <td>1</td> <td></td> <td>2.399712 GHz</td> <td>-39.77 dBm</td> <td></td> <td></td> </tr> </tbody> </table> <p>Date: 23.SEP.2022 11:02:56</p>			Type	Ref	Trc	X-Value	Y-Value	Function	Function Result	M1	1		2.41064 GHz	-1.54 dBm			M2	1		2.4 GHz	-39.48 dBm			M3	1		2.39 GHz	-56.30 dBm			M4	1		2.31 GHz	-65.01 dBm			M5	1		2.399712 GHz	-39.77 dBm		
Type	Ref	Trc	X-Value	Y-Value	Function	Function Result																																							
M1	1		2.41064 GHz	-1.54 dBm																																									
M2	1		2.4 GHz	-39.48 dBm																																									
M3	1		2.39 GHz	-56.30 dBm																																									
M4	1		2.31 GHz	-65.01 dBm																																									
M5	1		2.399712 GHz	-39.77 dBm																																									
CH11	 <p>2 Marker Table</p> <table border="1"> <thead> <tr> <th>Type</th> <th>Ref</th> <th>Trc</th> <th>X-Value</th> <th>Y-Value</th> <th>Function</th> <th>Function Result</th> </tr> </thead> <tbody> <tr> <td>M1</td> <td>1</td> <td></td> <td>2.460751 GHz</td> <td>-0.03 dBm</td> <td></td> <td></td> </tr> <tr> <td>M2</td> <td>1</td> <td></td> <td>2.4835 GHz</td> <td>-55.54 dBm</td> <td></td> <td></td> </tr> <tr> <td>M3</td> <td>1</td> <td></td> <td>2.5 GHz</td> <td>-64.29 dBm</td> <td></td> <td></td> </tr> <tr> <td>M4</td> <td>1</td> <td></td> <td>2.483776 GHz</td> <td>-52.69 dBm</td> <td></td> <td></td> </tr> </tbody> </table> <p>Date: 23.SEP.2022 11:05:08</p>			Type	Ref	Trc	X-Value	Y-Value	Function	Function Result	M1	1		2.460751 GHz	-0.03 dBm			M2	1		2.4835 GHz	-55.54 dBm			M3	1		2.5 GHz	-64.29 dBm			M4	1		2.483776 GHz	-52.69 dBm									
Type	Ref	Trc	X-Value	Y-Value	Function	Function Result																																							
M1	1		2.460751 GHz	-0.03 dBm																																									
M2	1		2.4835 GHz	-55.54 dBm																																									
M3	1		2.5 GHz	-64.29 dBm																																									
M4	1		2.483776 GHz	-52.69 dBm																																									

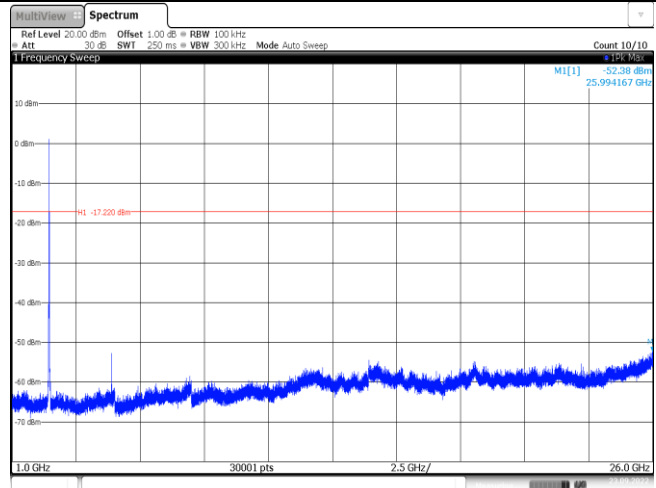
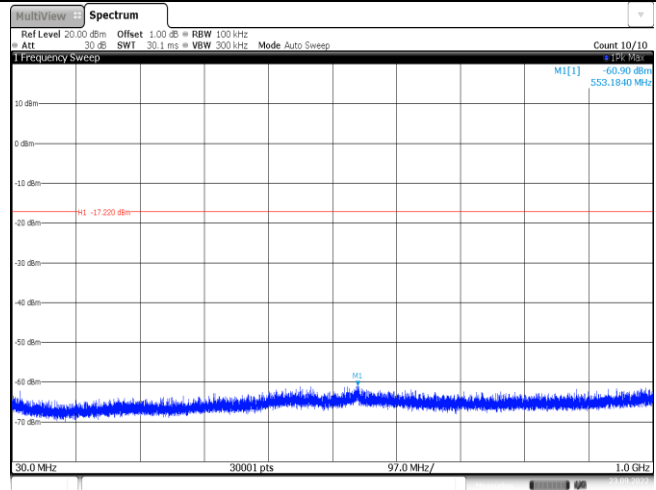
Test Item:	Bandedge	802.11 ax(HT40)	Antenna 1																																										
CH03	<p>2.31 GHz 1001 pts 13.2 MHz/ 2.442 GHz</p> <table border="1"> <thead> <tr> <th>Type</th> <th>Ref</th> <th>Trc</th> <th>X-Value</th> <th>Y-Value</th> <th>Function</th> <th>Function Result</th> </tr> </thead> <tbody> <tr> <td>M1</td> <td>1</td> <td></td> <td>2.41938 GHz</td> <td>-2.84 dBm</td> <td></td> <td></td> </tr> <tr> <td>M2</td> <td>1</td> <td></td> <td>2.4 GHz</td> <td>-41.74 dBm</td> <td></td> <td></td> </tr> <tr> <td>M3</td> <td>1</td> <td></td> <td>2.39 GHz</td> <td>-49.90 dBm</td> <td></td> <td></td> </tr> <tr> <td>M4</td> <td>1</td> <td></td> <td>2.31 GHz</td> <td>-63.50 dBm</td> <td></td> <td></td> </tr> <tr> <td>M5</td> <td>1</td> <td></td> <td>2.399496 GHz</td> <td>-38.81 dBm</td> <td></td> <td></td> </tr> </tbody> </table> <p>Date: 23.SEP.2022 11:07:03</p>			Type	Ref	Trc	X-Value	Y-Value	Function	Function Result	M1	1		2.41938 GHz	-2.84 dBm			M2	1		2.4 GHz	-41.74 dBm			M3	1		2.39 GHz	-49.90 dBm			M4	1		2.31 GHz	-63.50 dBm			M5	1		2.399496 GHz	-38.81 dBm		
Type	Ref	Trc	X-Value	Y-Value	Function	Function Result																																							
M1	1		2.41938 GHz	-2.84 dBm																																									
M2	1		2.4 GHz	-41.74 dBm																																									
M3	1		2.39 GHz	-49.90 dBm																																									
M4	1		2.31 GHz	-63.50 dBm																																									
M5	1		2.399496 GHz	-38.81 dBm																																									
CH09	<p>2.432 GHz 1001 pts 6.8 MHz/ 2.5 GHz</p> <table border="1"> <thead> <tr> <th>Type</th> <th>Ref</th> <th>Trc</th> <th>X-Value</th> <th>Y-Value</th> <th>Function</th> <th>Function Result</th> </tr> </thead> <tbody> <tr> <td>M1</td> <td>1</td> <td></td> <td>2.449493 GHz</td> <td>-2.00 dBm</td> <td></td> <td></td> </tr> <tr> <td>M2</td> <td>1</td> <td></td> <td>2.4835 GHz</td> <td>-47.33 dBm</td> <td></td> <td></td> </tr> <tr> <td>M3</td> <td>1</td> <td></td> <td>2.5 GHz</td> <td>-63.75 dBm</td> <td></td> <td></td> </tr> <tr> <td>M4</td> <td>1</td> <td></td> <td>2.484496 GHz</td> <td>-44.15 dBm</td> <td></td> <td></td> </tr> </tbody> </table> <p>Date: 23.SEP.2022 11:09:18</p>			Type	Ref	Trc	X-Value	Y-Value	Function	Function Result	M1	1		2.449493 GHz	-2.00 dBm			M2	1		2.4835 GHz	-47.33 dBm			M3	1		2.5 GHz	-63.75 dBm			M4	1		2.484496 GHz	-44.15 dBm									
Type	Ref	Trc	X-Value	Y-Value	Function	Function Result																																							
M1	1		2.449493 GHz	-2.00 dBm																																									
M2	1		2.4835 GHz	-47.33 dBm																																									
M3	1		2.5 GHz	-63.75 dBm																																									
M4	1		2.484496 GHz	-44.15 dBm																																									

Test Item:	SE	802.11 b	Antenna 0
Reference level CH01	<p>MultiView Spectrum Ref Level 30.00 dBm Offset 1.00 dB RBW 100 kHz Att 30 dB SWI 1.04 ms VBW 300 kHz Mode Auto Sweep Count 100/100 1 Frequency Sweep MI[1] 2.86 dBm 2.4129890 GHz CF 2.412 GHz 1001 pts 3.0 MHz/ Span 30.0 MHz Date: 23 SEP 2022 10:01:44</p>		
CH01	<p>MultiView Spectrum Ref Level 20.00 dBm Offset 1.00 dB RBW 100 kHz Att 30 dB SWI 30.1 ms VBW 300 kHz Mode Auto Sweep Count 10/10 1 Frequency Sweep MI[1] -60.87 dBm 571.6460 MHz H1 -17.140 dBm 30.0 MHz 30001 pts 97.0 MHz/ 1.0 GHz Date: 23 SEP 2022 10:02:00</p>		
	<p>MultiView Spectrum Ref Level 20.00 dBm Offset 1.00 dB RBW 100 kHz Att 30 dB SWI 250 ms VBW 300 kHz Mode Auto Sweep Count 10/10 1 Frequency Sweep MI[1] -46.80 dBm 4.823333 GHz H1 -17.140 dBm H2 1.0 GHz 30001 pts 2.5 GHz/ 26.0 GHz Date: 23 SEP 2022 10:02:16</p>		

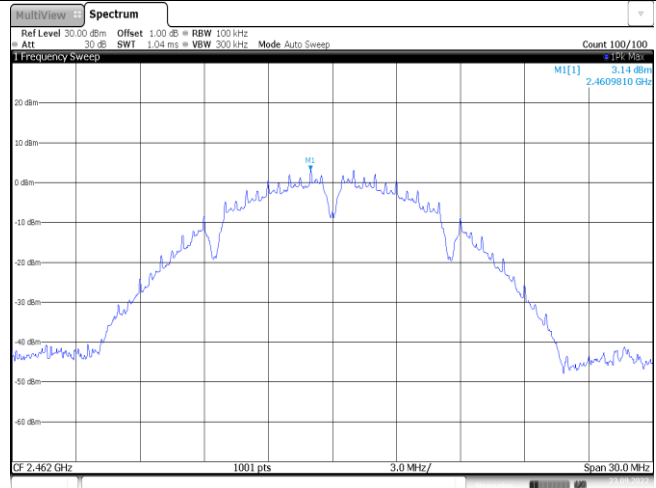
Reference level CH06



CH06

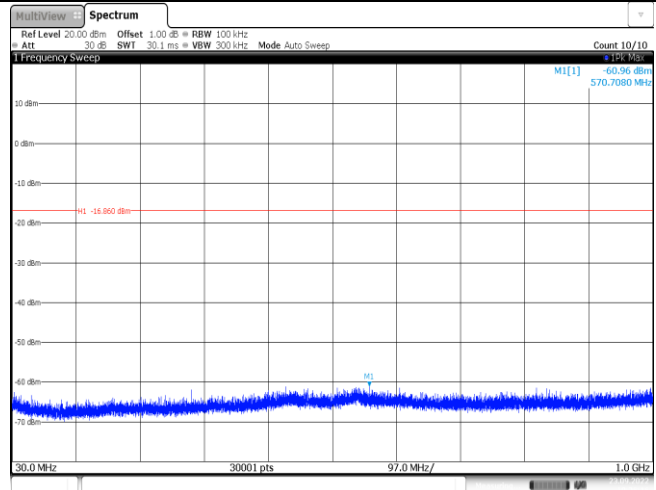


Reference level CH11

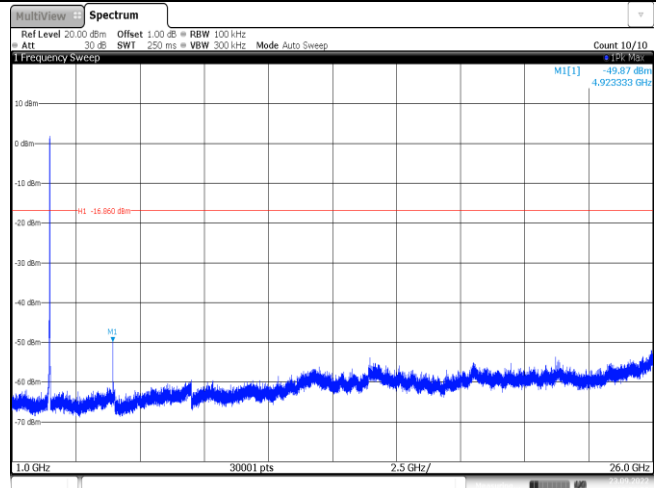


Date: 23.SEP.2022 10:26:00

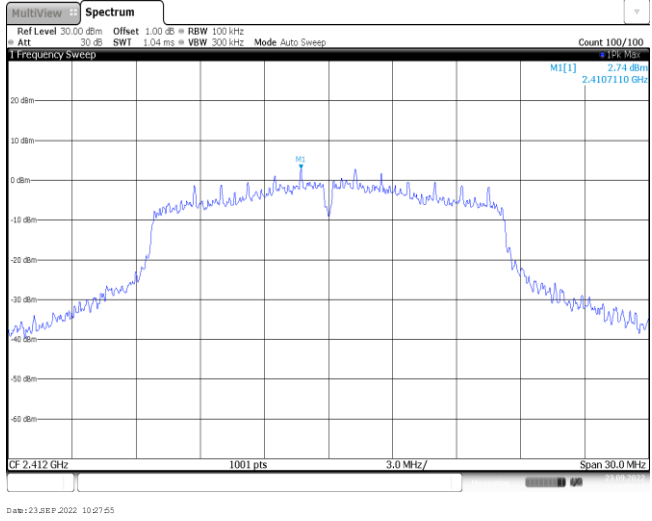
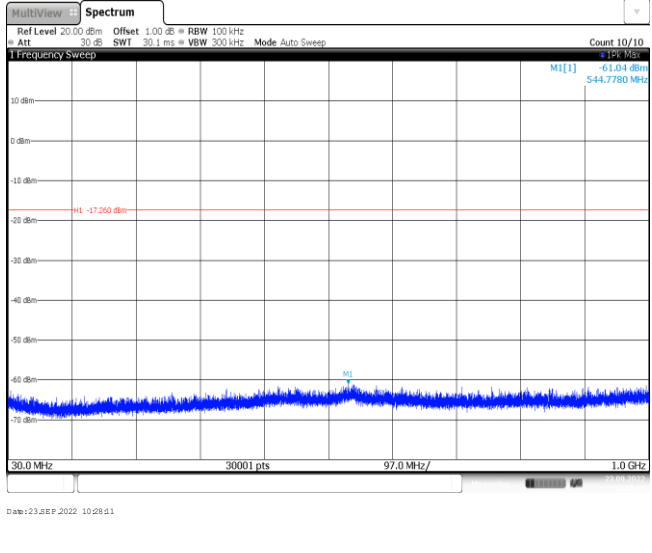
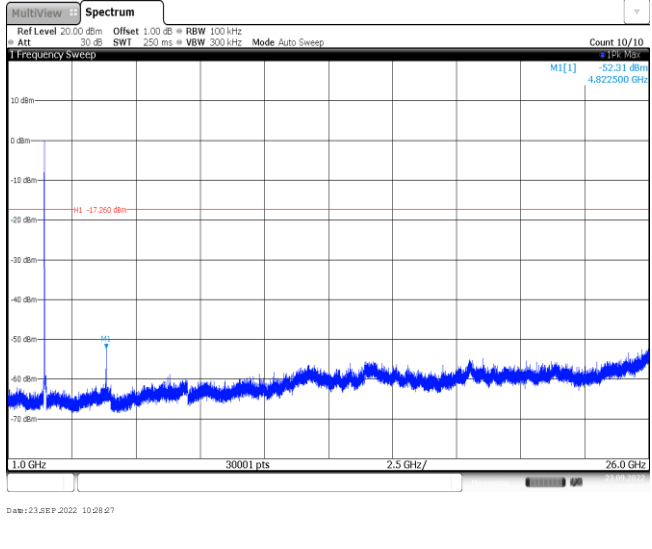
CH11



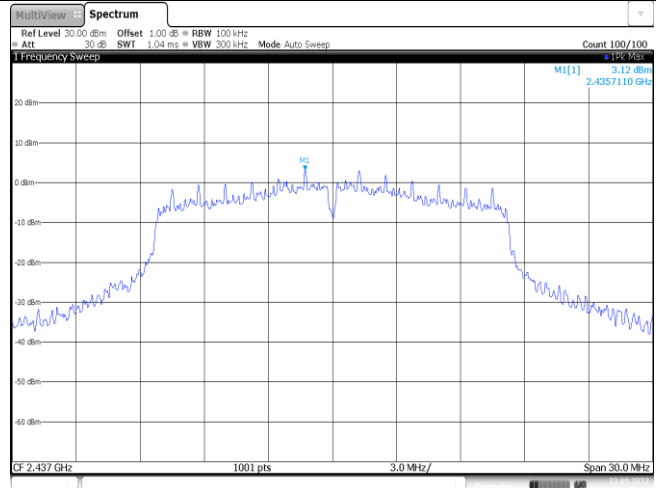
Date: 23.SEP.2022 10:26:16



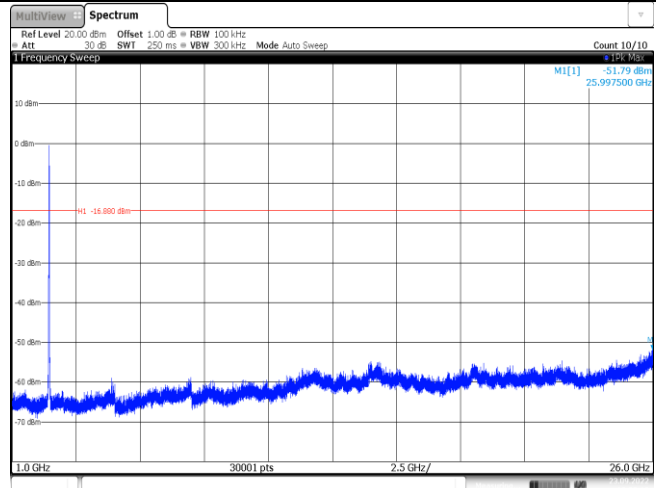
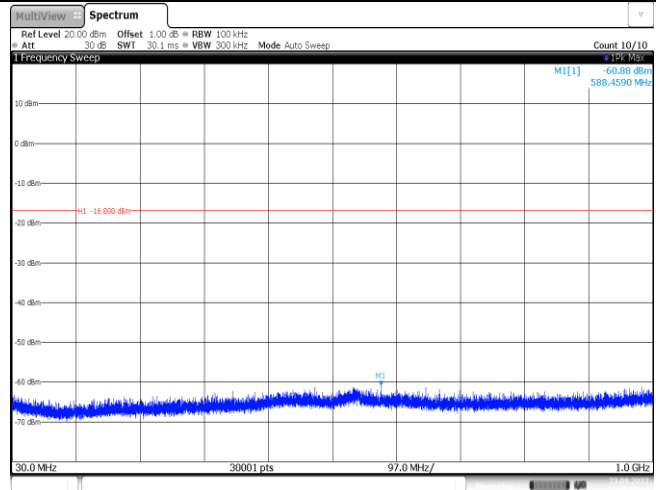
Date: 23.SEP.2022 10:26:32

Test Item:	SE	802.11 g	Antenna 0
Reference level CH01			
CH01			
			

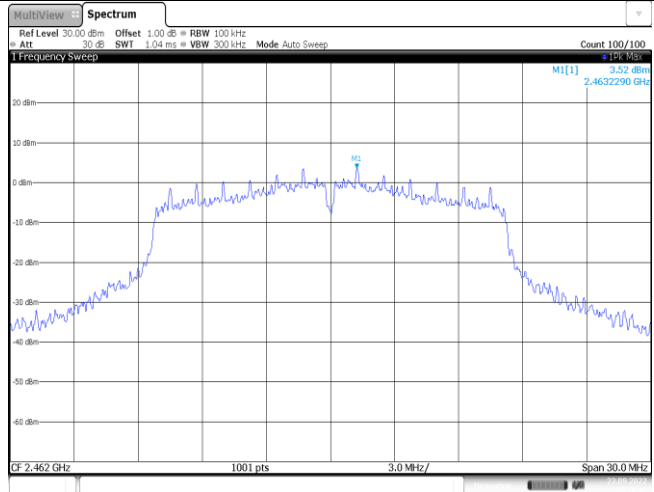
Reference level CH06



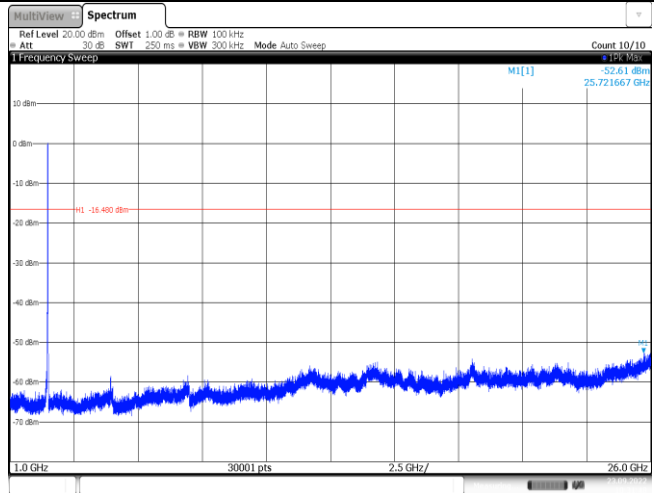
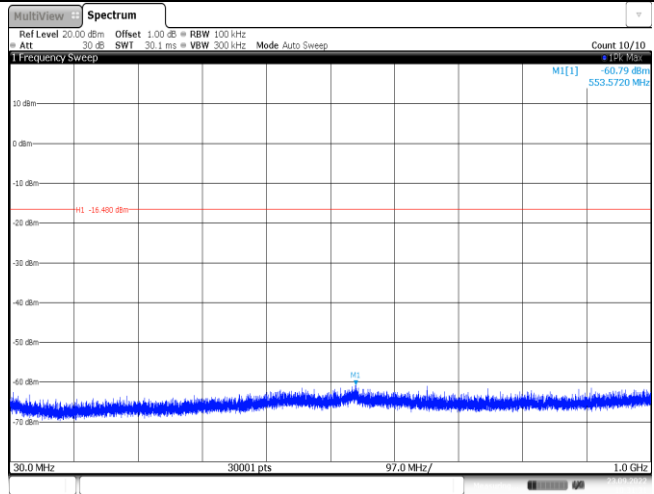
CH06

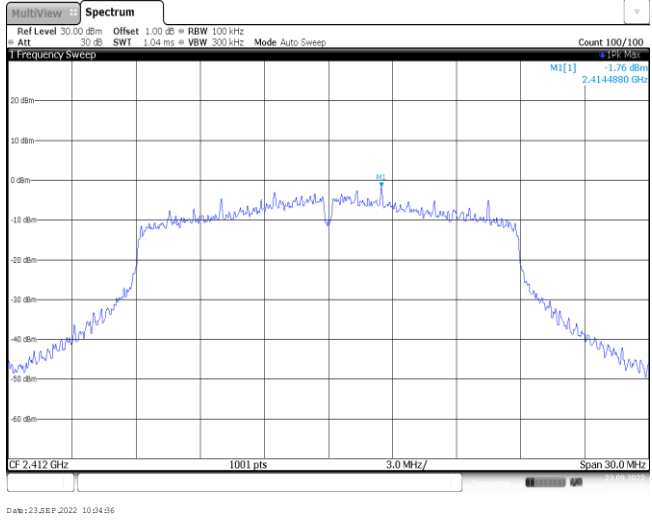
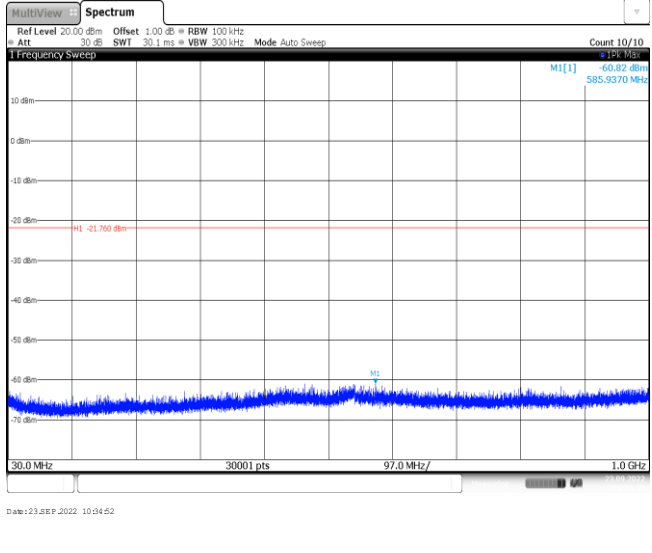
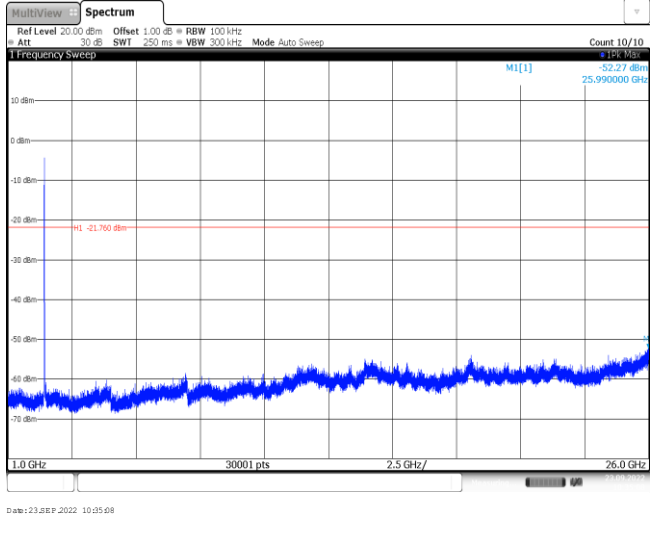


Reference level CH11

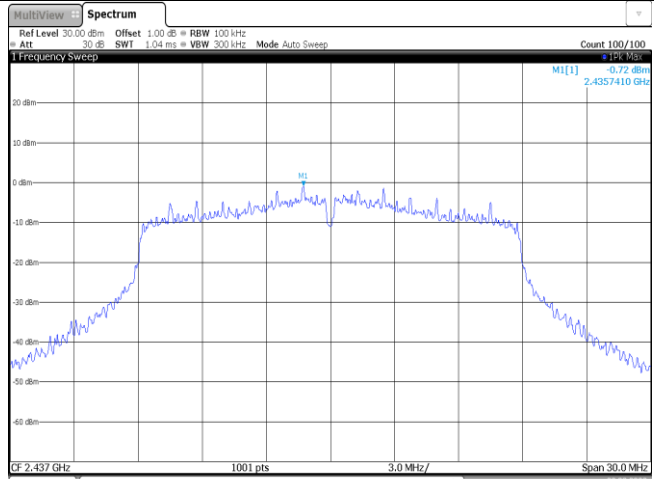


CH11



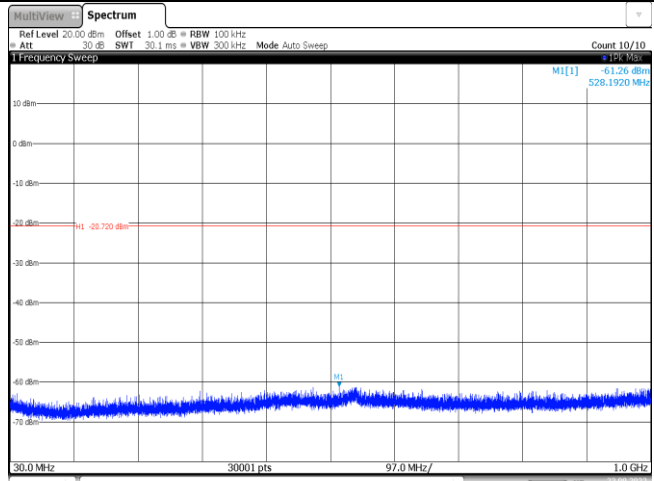
Test Item:	SE	802.11 n(HT20)	Antenna 0
Reference level CH01			
CH01			
			

Reference level CH06

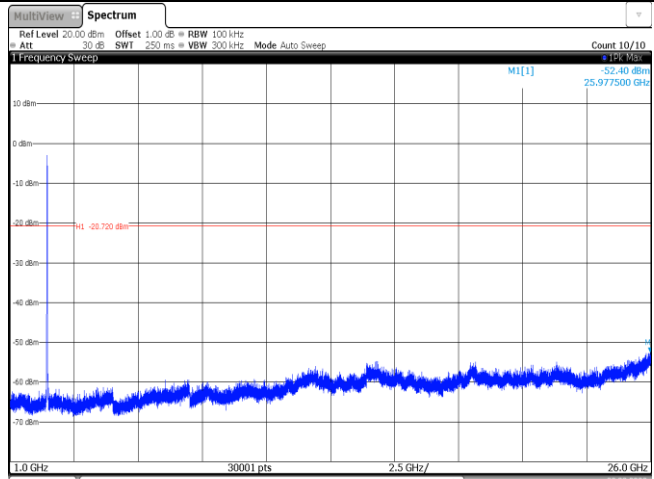


Date: 23.SEP.2022 10:36:18

CH06

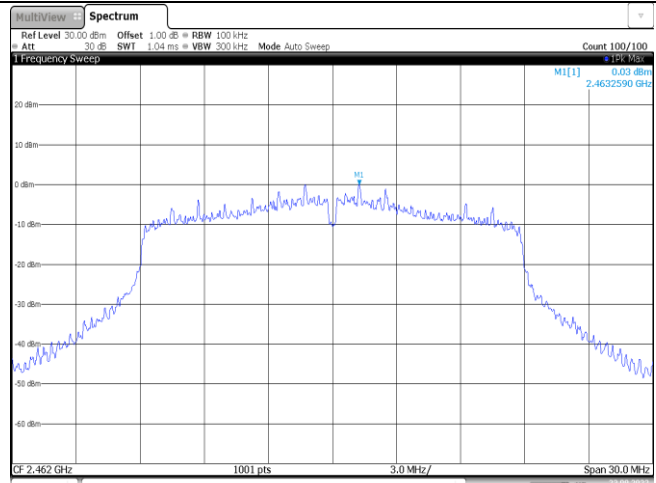


Date: 23.SEP.2022 10:36:34

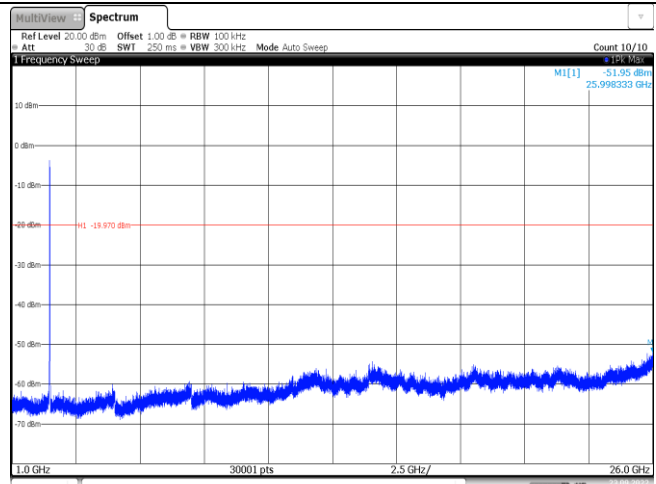
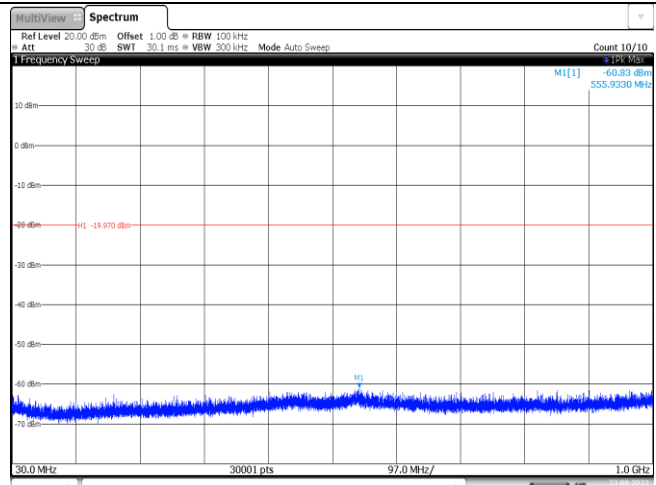


Date: 23.SEP.2022 10:36:50

Reference level CH11

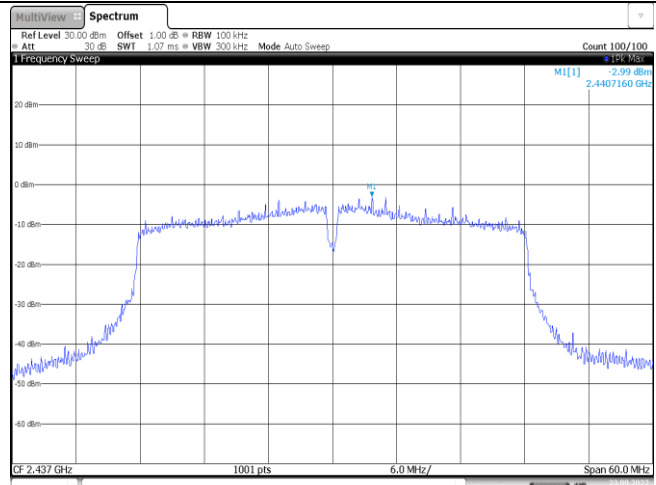


CH11



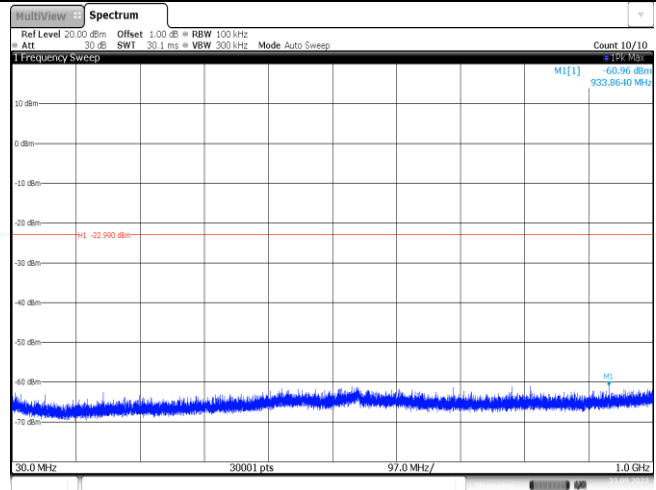
Test Item:	SE	802.11 n(HT40)	Antenna 0
Reference level CH03			
CH03			

Reference level CH06

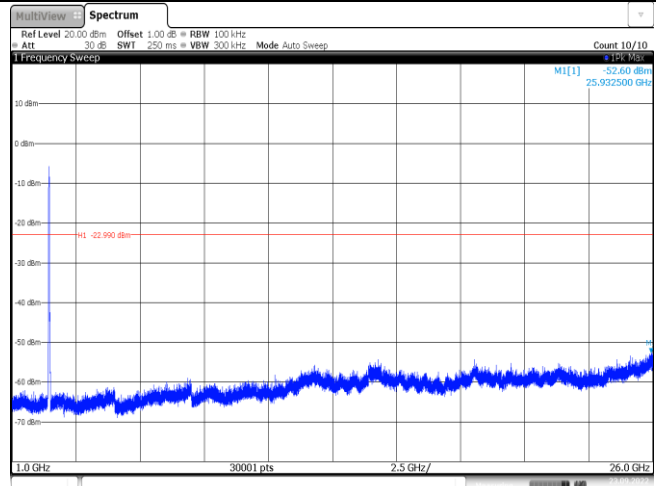


Date: 23.SEP.2022 10:44:21

CH06

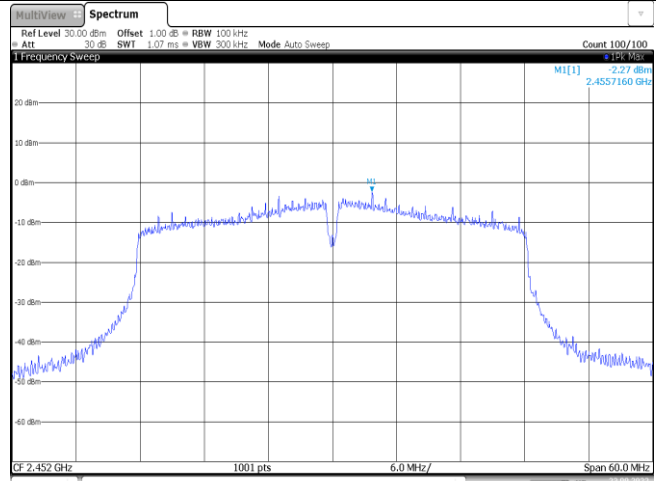


Date: 23.SEP.2022 10:44:36



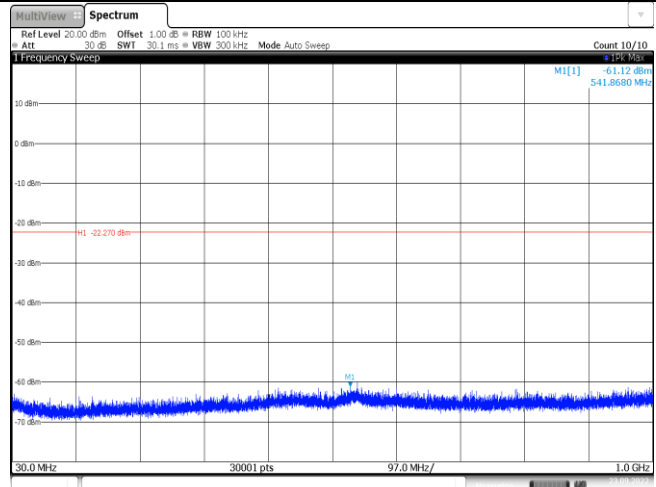
Date: 23.SEP.2022 10:44:53

Reference level CH09

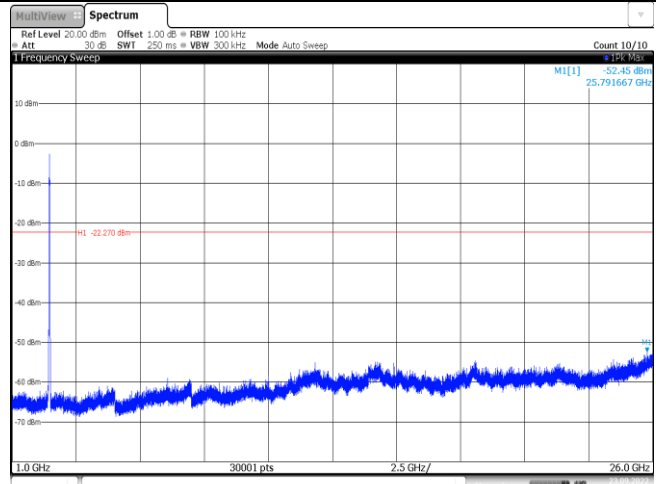


Date: 23.SEP.2022 10:48:05

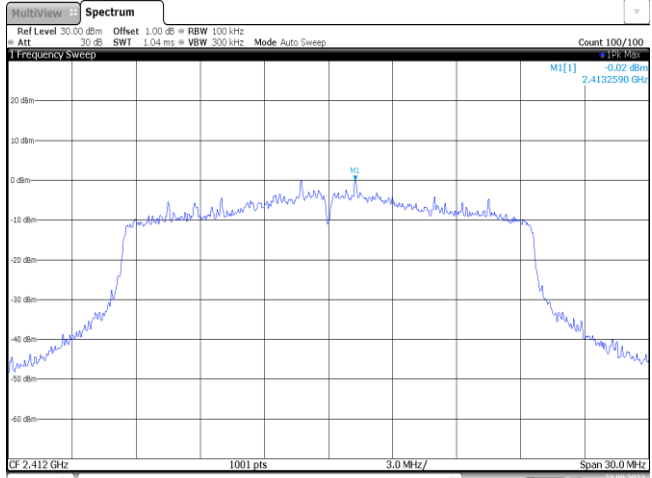
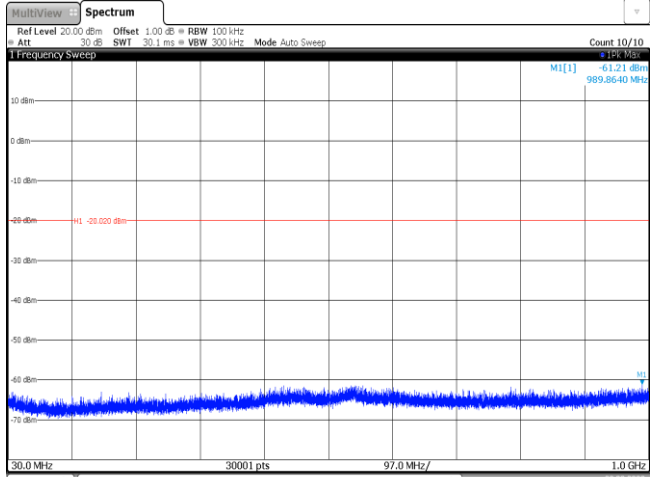
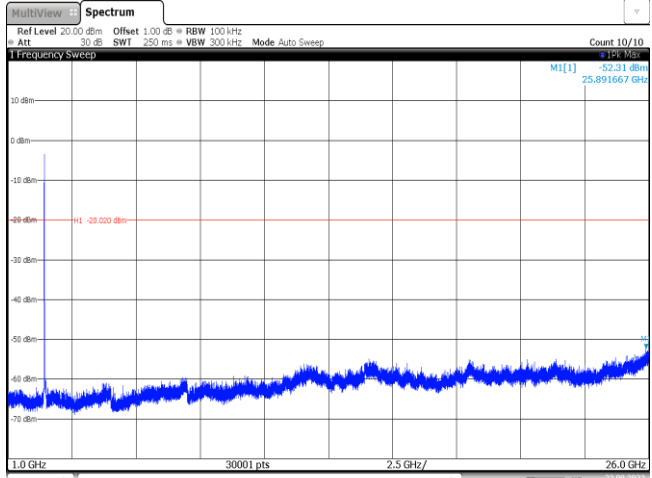
CH09



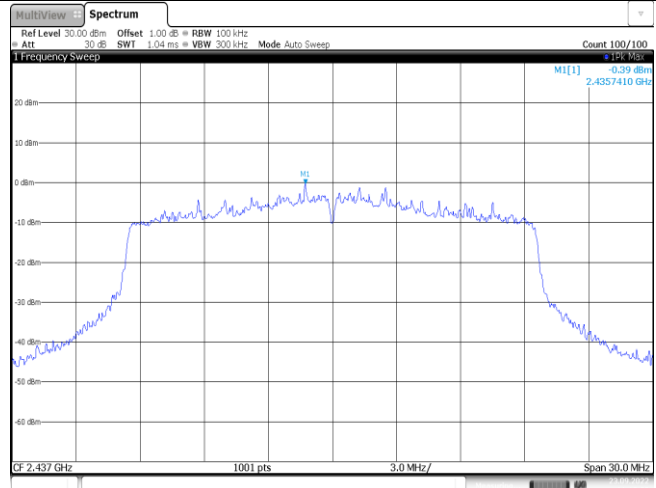
Date: 23.SEP.2022 10:48:20



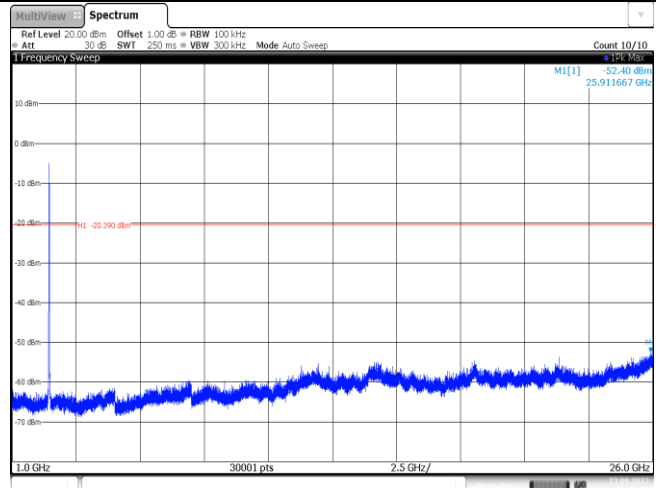
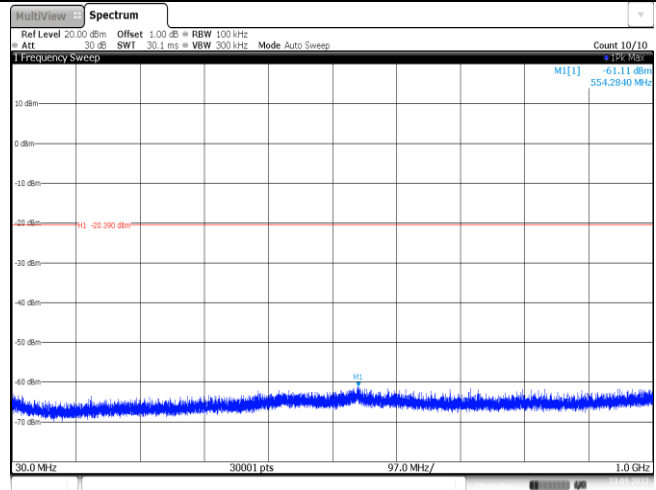
Date: 23.SEP.2022 10:48:37

Test Item:	SE	802.11 ax(HT20)	Antenna 0
Reference level CH01	 <p>The plot shows a signal centered at approximately 2.412 GHz. The y-axis represents power in dBm, ranging from -60 to 20. The x-axis represents frequency in MHz, with a span of 30.0 MHz. A peak is labeled with a value of -0.02 dBm at 2.4132590 GHz. The plot includes parameters: Ref Level 30.00 dBm, Offset 1.00 dB, RBW 100 kHz, Count 100/100, and Date: 23.SEP.2022 11:18:17.</p>		
CH01	 <p>The plot shows a signal centered at 989.8640 MHz. The y-axis represents power in dBm, ranging from -70 to 10. The x-axis represents frequency in MHz, with a span of 30.0 MHz. A peak is labeled with a value of -61.21 dBm at 989.8640 MHz. A red horizontal line is drawn at -20.000 dBm. The plot includes parameters: Ref Level 20.00 dBm, Offset 1.00 dB, RBW 100 kHz, Count 10/10, and Date: 23.SEP.2022 11:18:13.</p>		
	 <p>The plot shows a signal centered at 25.891667 GHz. The y-axis represents power in dBm, ranging from -70 to 10. The x-axis represents frequency in GHz, with a span of 26.0 GHz. A peak is labeled with a value of -52.31 dBm at 25.891667 GHz. A red horizontal line is drawn at -20.000 dBm. The plot includes parameters: Ref Level 20.00 dBm, Offset 1.00 dB, RBW 100 kHz, Count 10/10, and Date: 23.SEP.2022 11:18:19.</p>		

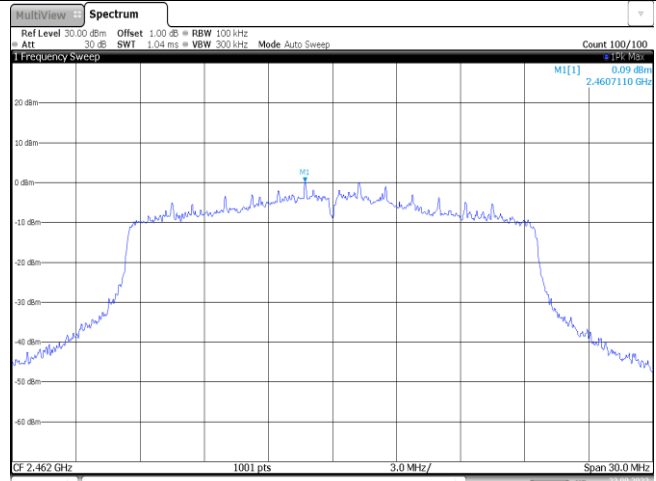
Reference level CH06



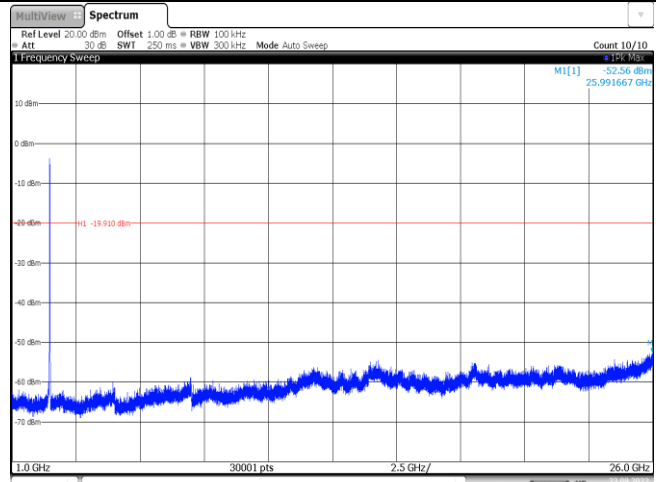
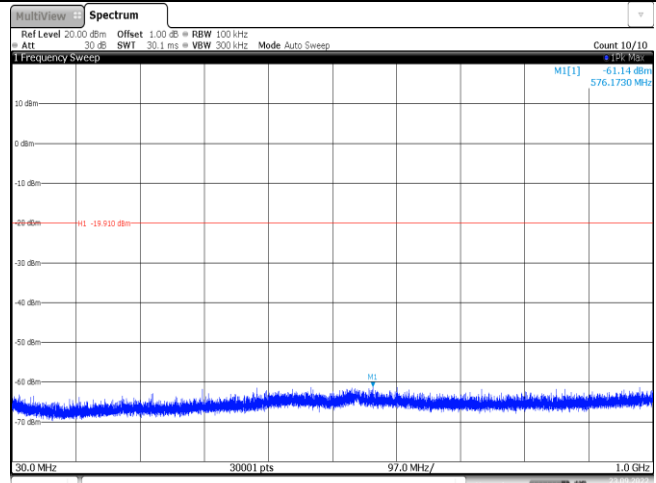
CH06



Reference level CH11

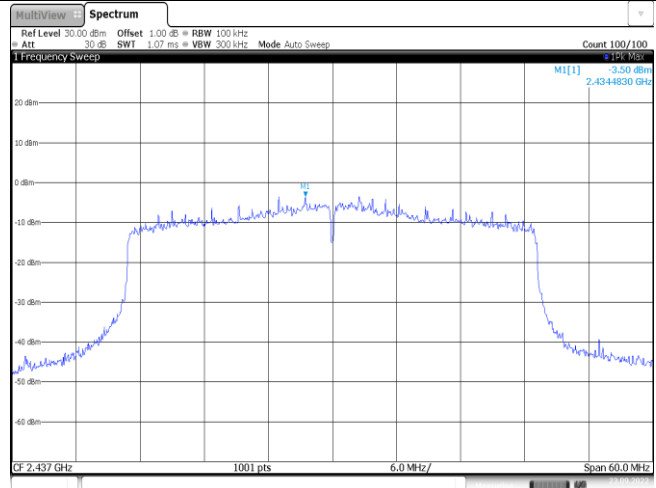


CH11

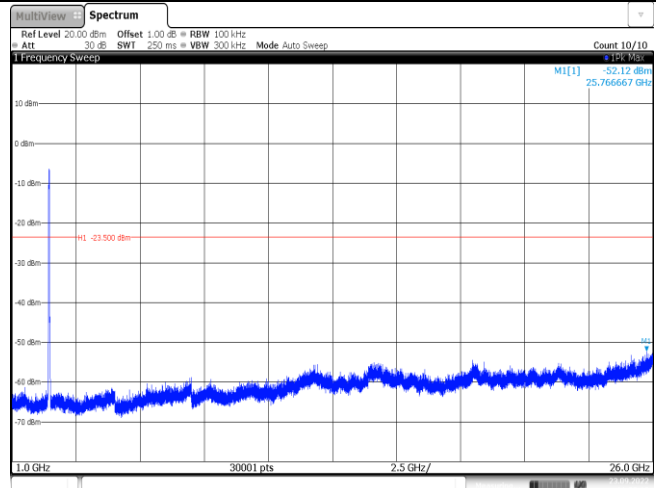
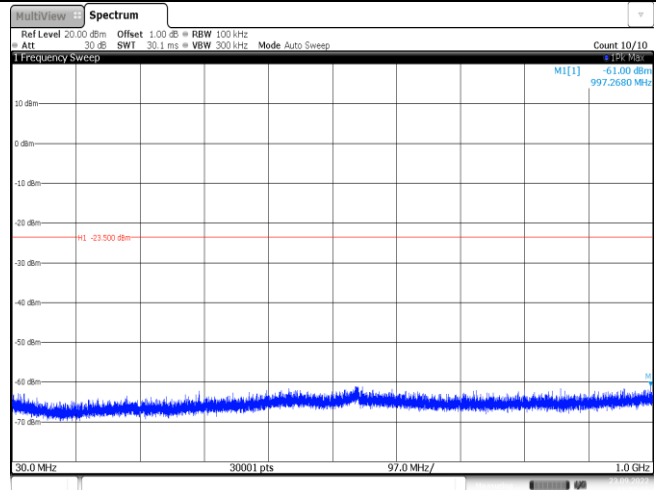


Test Item:	SE	802.11 ax(HT40)	Antenna 0
Reference level CH03			
CH03			

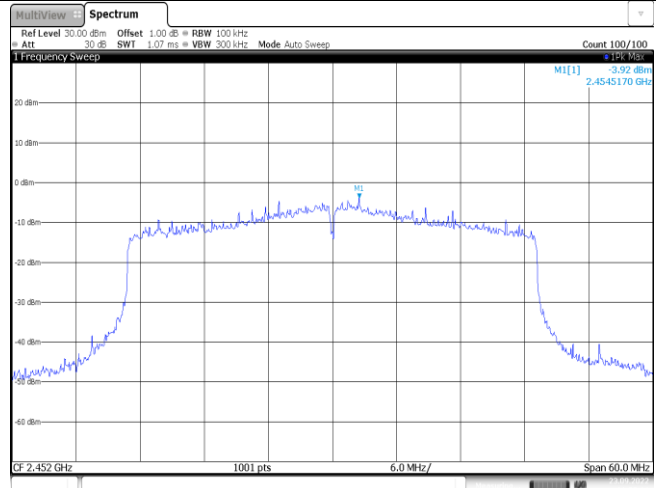
Reference level CH06



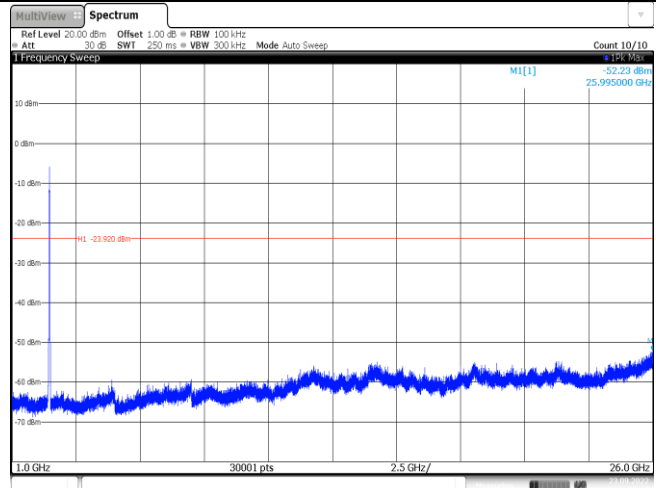
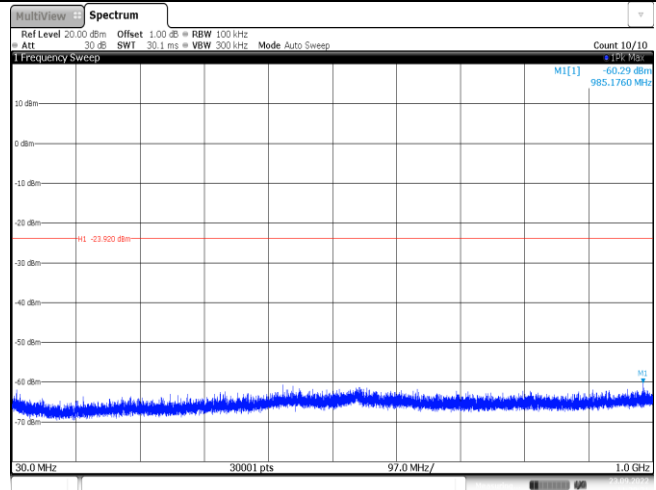
CH06

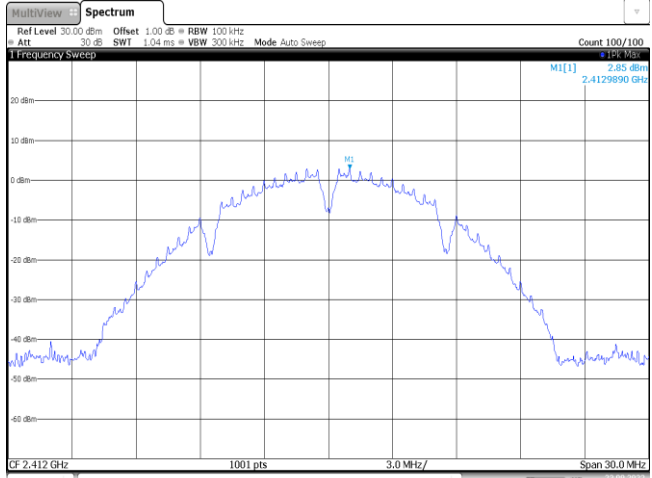
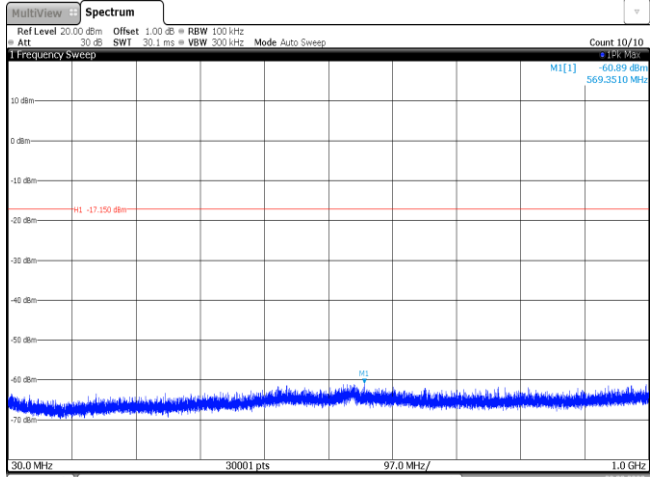
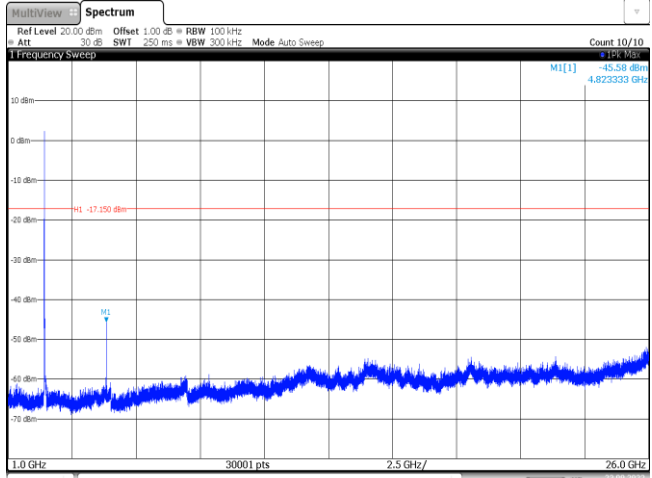


Reference level CH09

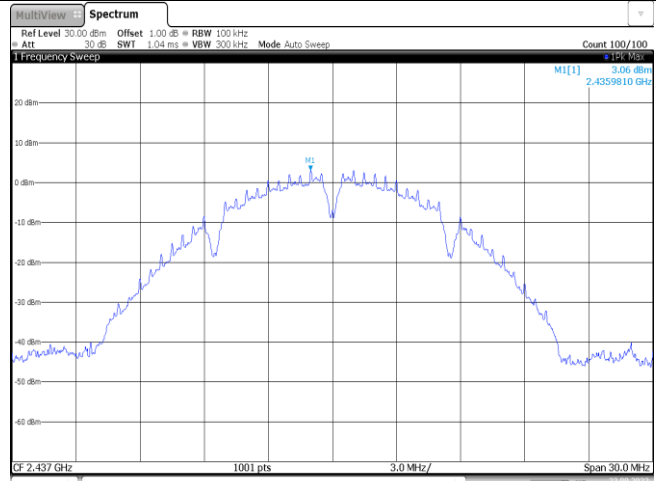


CH09



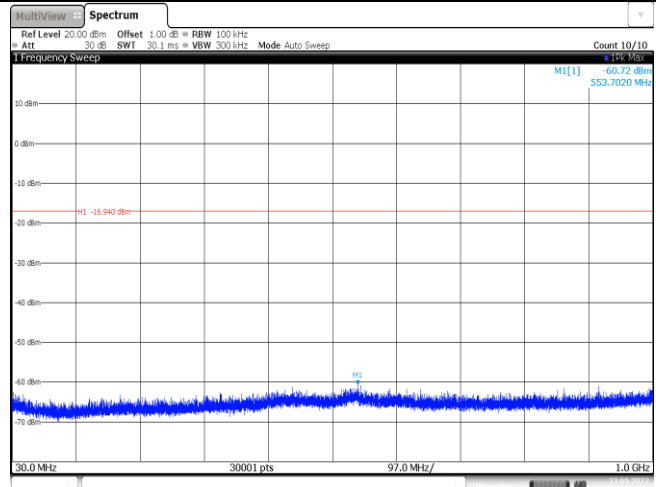
Test Item:	SE	802.11 b	Antenna 1
Reference level CH01	 <p>The spectrum plot shows a signal centered at 2.412 GHz. The peak level is 2.85 dBm. The plot includes parameters: Ref Level 30.00 dBm, Offset 1.00 dB, RBW 100 kHz, Count 100/100, Att 30 dB, SWF 1.04 ms, VBW 300 kHz, Mode Auto Sweep. The x-axis is labeled 'CF 2.412 GHz' and '1001 pts', and the y-axis is labeled '3.0 MHz/' and 'Span 30.0 MHz'. The date is 23.SEP.2022 10:56:03.</p>		
CH01	 <p>The spectrum plot shows a signal centered at 569.3510 MHz. The peak level is -60.89 dBm. The plot includes parameters: Ref Level 20.00 dBm, Offset 1.00 dB, RBW 100 kHz, Count 10/10, Att 30 dB, SWF 30.1 ms, VBW 300 kHz, Mode Auto Sweep. The x-axis is labeled '30.0 MHz' and '30001 pts', and the y-axis is labeled '97.0 MHz/' and '1.0 GHz'. The date is 23.SEP.2022 10:56:19.</p>		
	 <p>The spectrum plot shows a signal centered at 4.823333 GHz. The peak level is -45.58 dBm. The plot includes parameters: Ref Level 20.00 dBm, Offset 1.00 dB, RBW 100 kHz, Count 10/10, Att 30 dB, SWF 250 ms, VBW 300 kHz, Mode Auto Sweep. The x-axis is labeled '1.0 GHz' and '30001 pts', and the y-axis is labeled '2.5 GHz/' and '26.0 GHz'. The date is 23.SEP.2022 10:56:24.</p>		

Reference level CH06

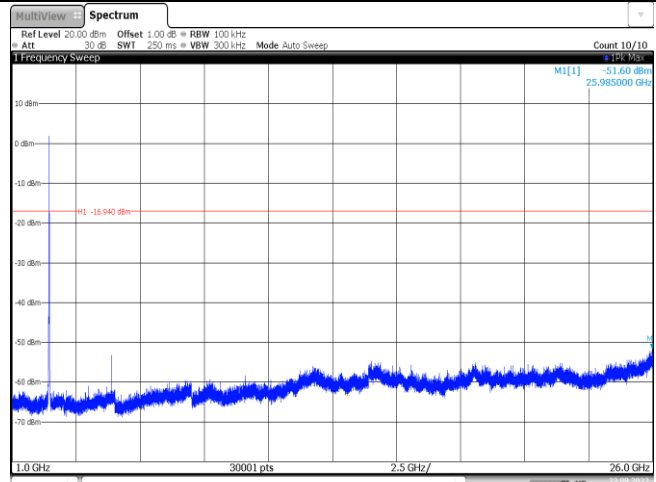


Date: 23.SEP.2022 10:57:20

CH06

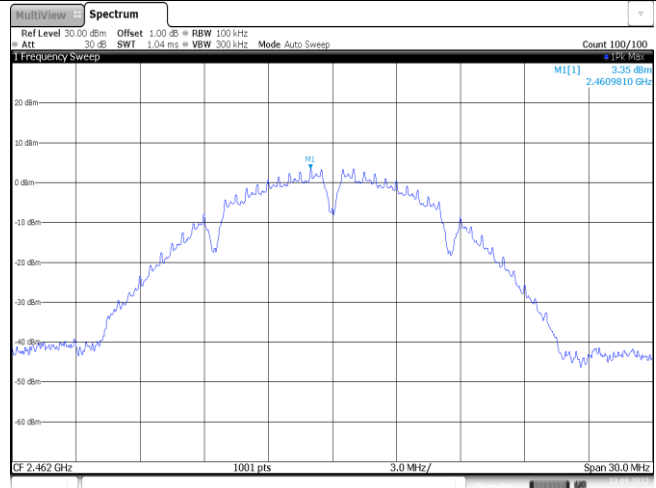


Date: 23.SEP.2022 10:57:36

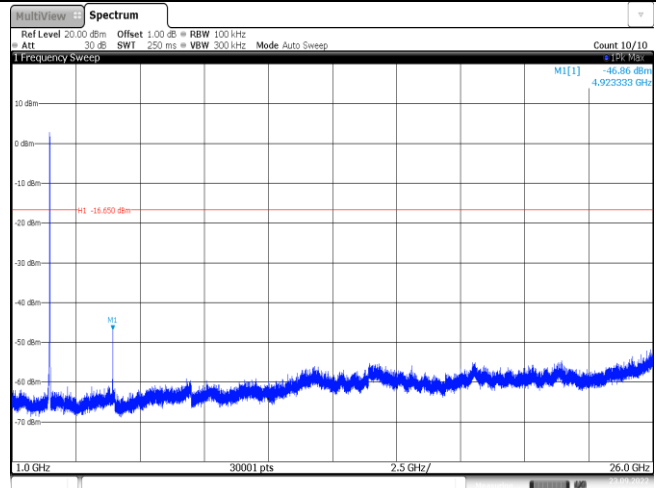
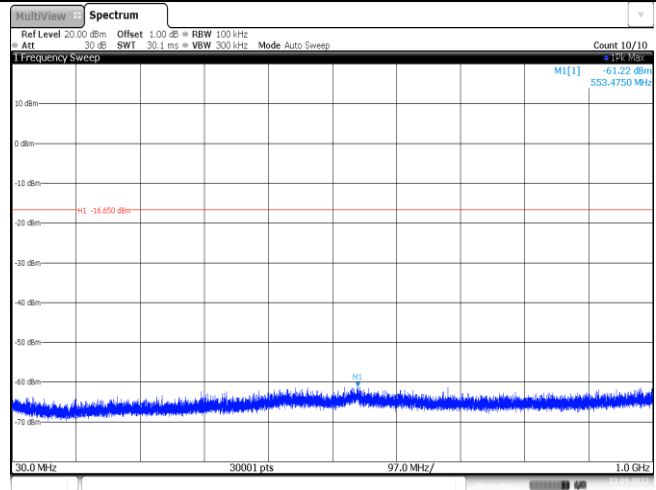


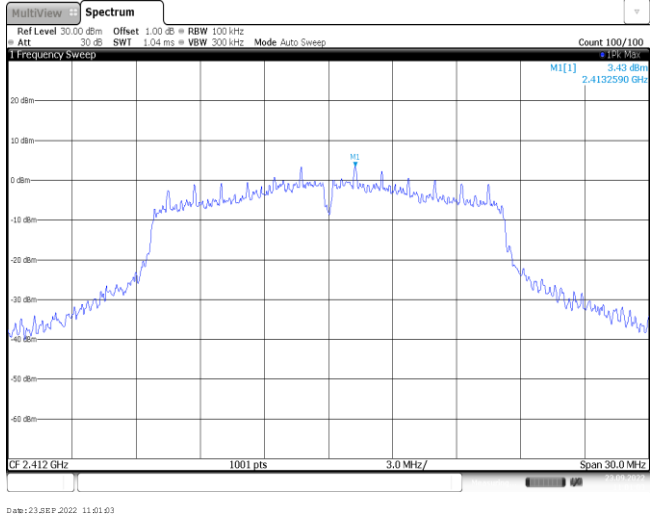
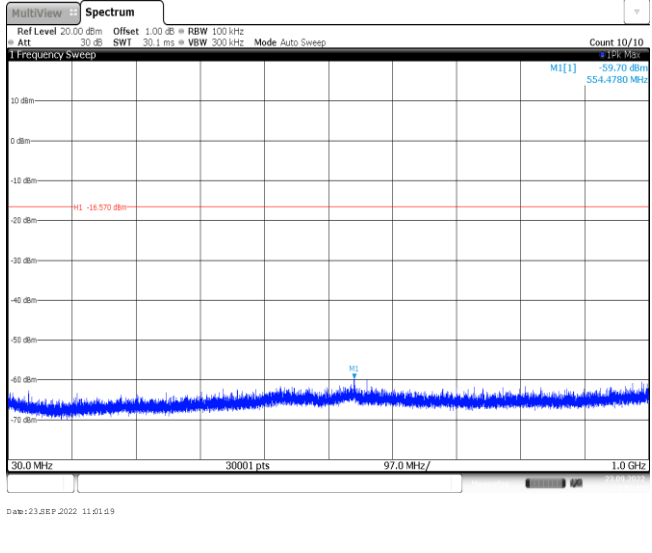
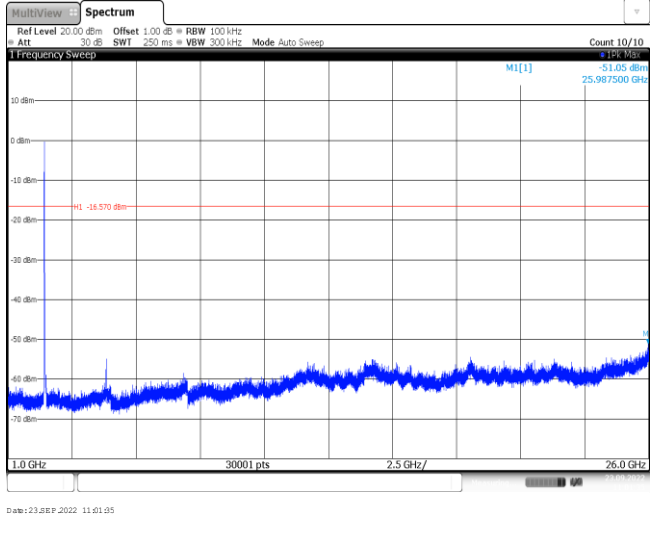
Date: 23.SEP.2022 10:57:52

Reference level CH11

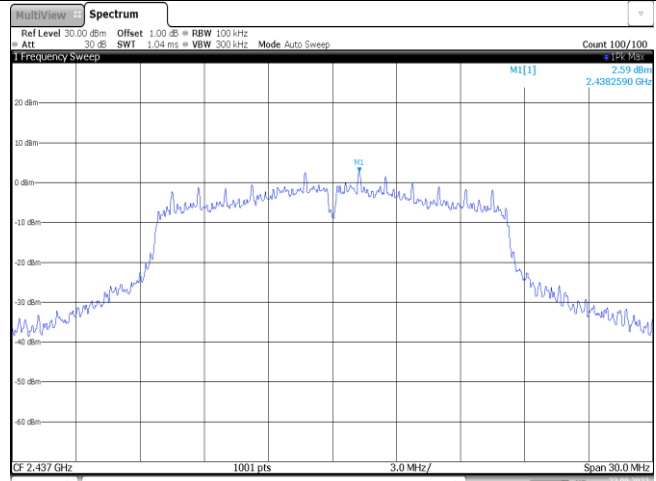


CH11

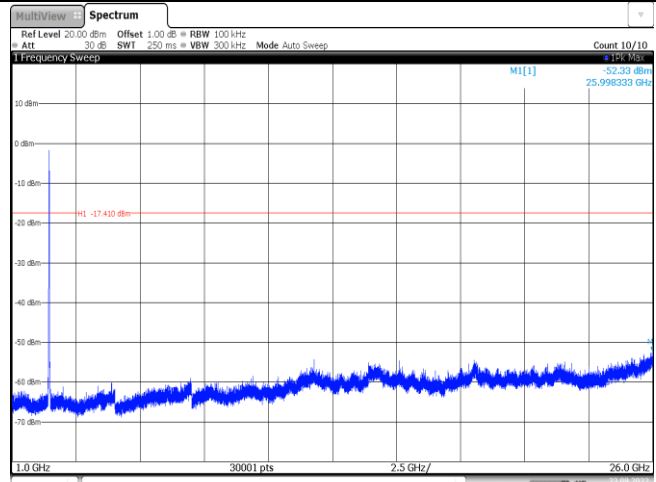
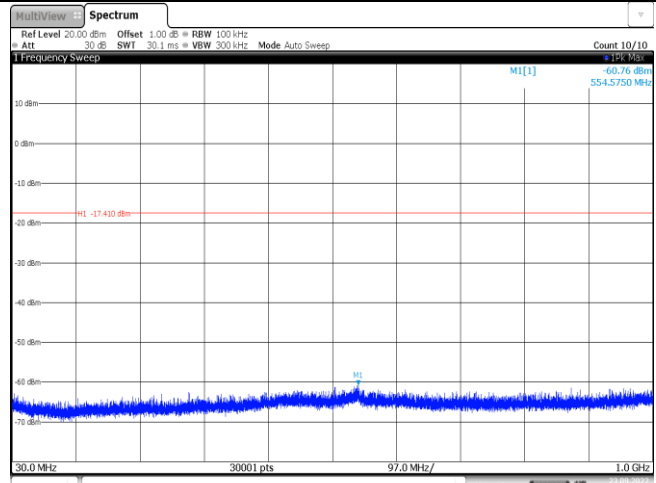


Test Item:	SE	802.11 g	Antenna 1
Reference level CH01	 <p>MultiView Spectrum Ref Level 30.00 dBm Offset 1.00 dB BW 100 kHz Att 30 dB SWF 1.04 ms VBW 300 kHz Mode Auto Sweep Count 100/100 1 Frequency Sweep M1[1] 3.43 dBm 2.4132590 GHz CF 2.412 GHz 1001 pts 3.0 MHz/ Span 30.0 MHz Date: 23.SEP.2022 11:01:03</p>		
CH01	 <p>MultiView Spectrum Ref Level 20.00 dBm Offset 1.00 dB BW 100 kHz Att 30 dB SWF 30.1 ms VBW 300 kHz Mode Auto Sweep Count 10/10 1 Frequency Sweep M1[1] -59.70 dBm 554.4780 MHz M1 -16.570 dBm 30.0 MHz 30001 pts 97.0 MHz/ 1.0 GHz Date: 23.SEP.2022 11:01:19</p>		
	 <p>MultiView Spectrum Ref Level 20.00 dBm Offset 1.00 dB BW 100 kHz Att 30 dB SWF 250 ms VBW 300 kHz Mode Auto Sweep Count 10/10 1 Frequency Sweep M1[1] -51.05 dBm 25.987500 GHz M1 -16.570 dBm 1.0 GHz 30001 pts 2.5 GHz/ 26.0 GHz Date: 23.SEP.2022 11:01:05</p>		

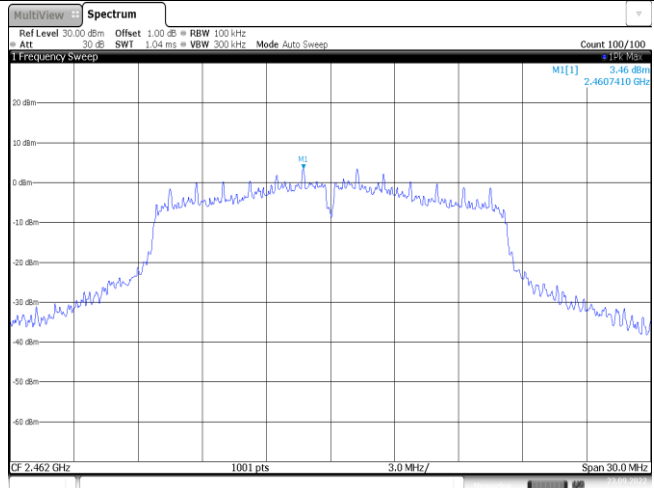
Reference level CH06



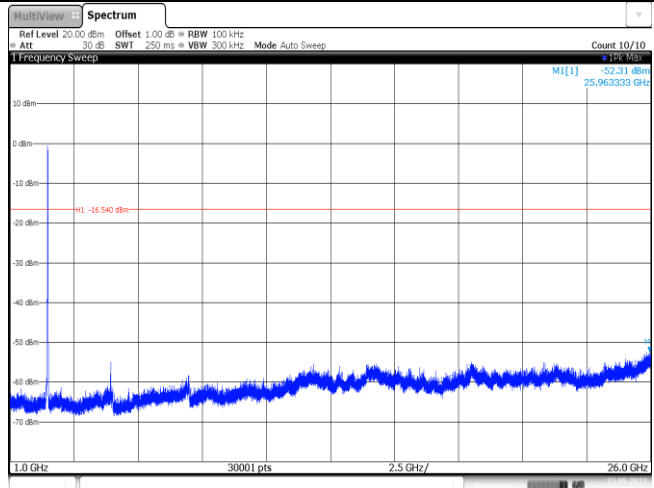
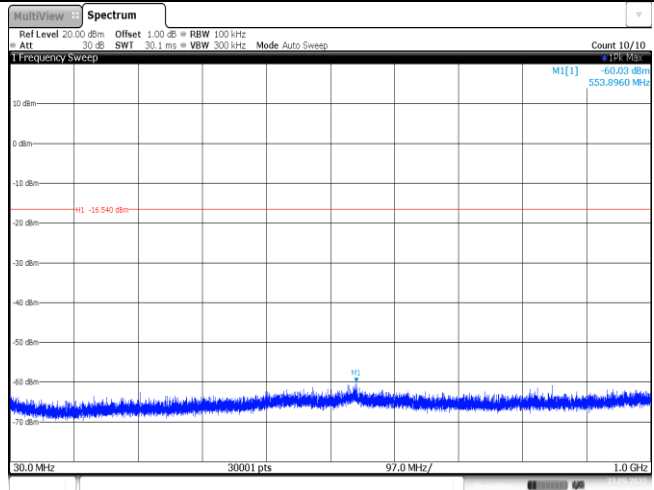
CH06

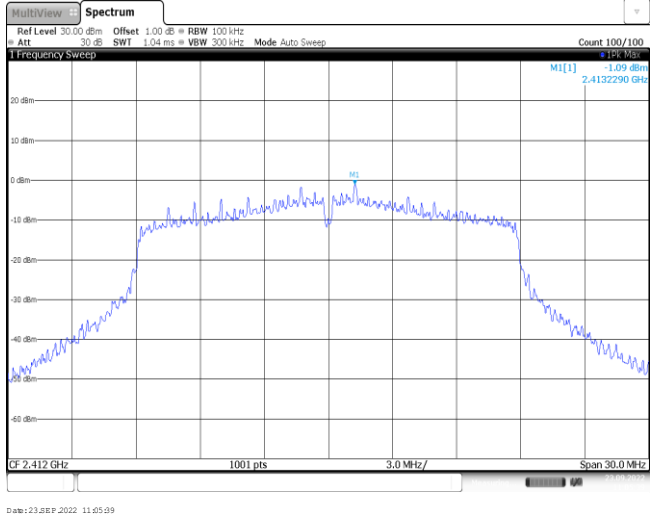
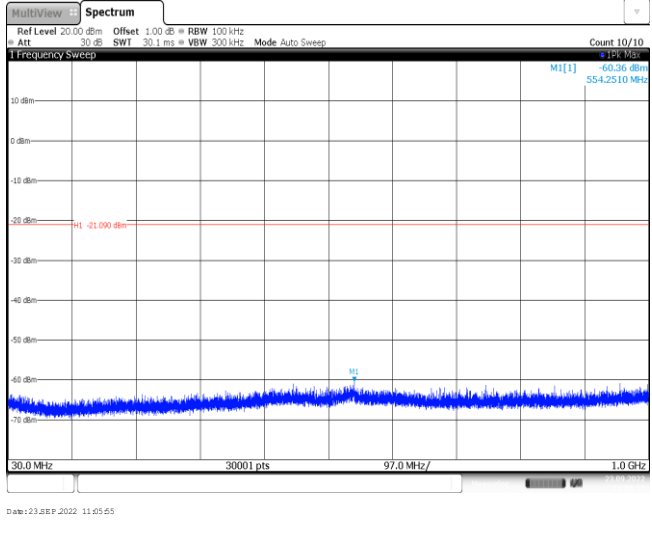
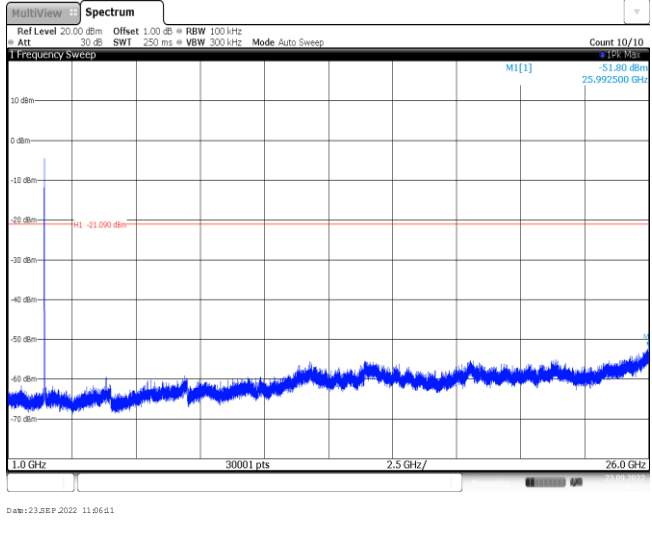


Reference level CH11

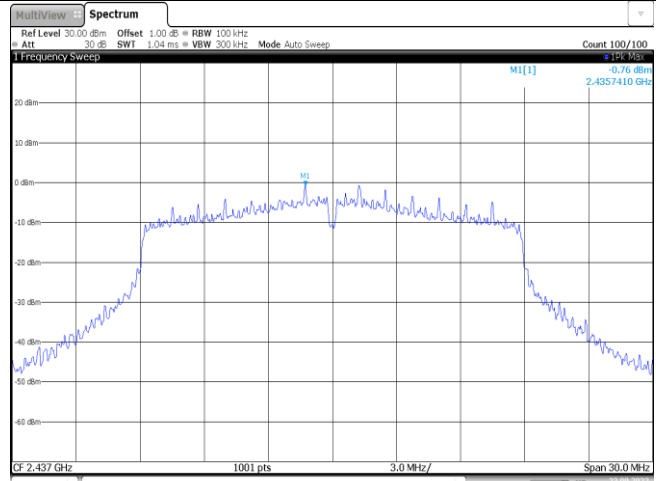


CH11

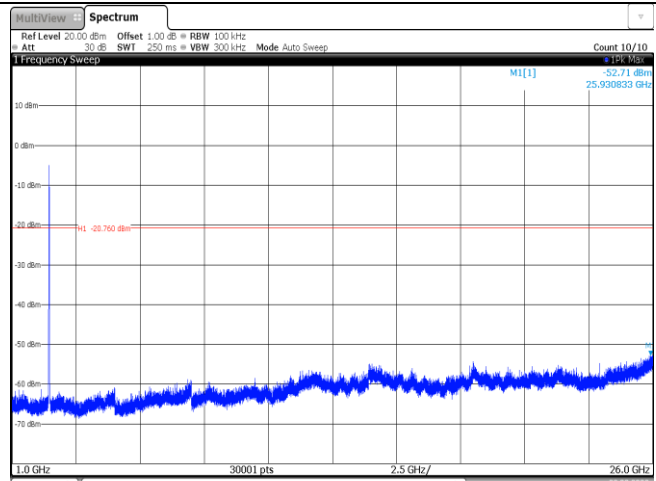
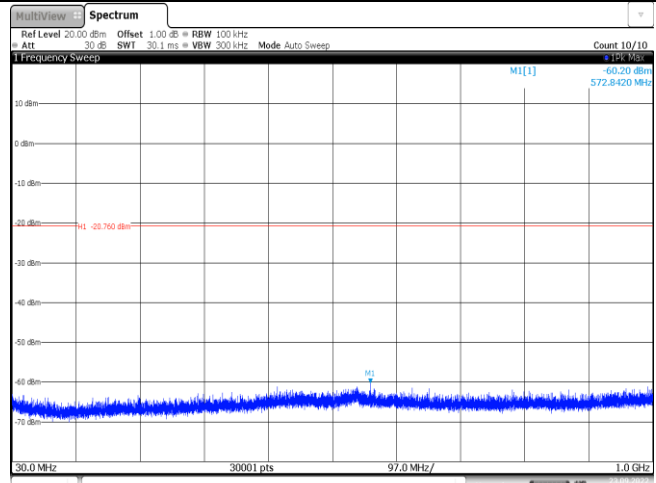


Test Item:	SE	802.11 n(HT20)	Antenna 1
Reference level CH01	 <p>MultiView Spectrum Ref Level 30.00 dBm Offset 1.00 dB RBW 100 kHz Att 30 dB SWF 1.04 ms VBW 300 kHz Mode Auto Sweep Count 100/100 1 Frequency Sweep M1[1] -1.09 dBm 2.4132290 GHz CF 2.412 GHz 1001 pts 3.0 MHz/ Span 30.0 MHz Date: 23.SEP.2022 11:05:09</p>		
CH01	 <p>MultiView Spectrum Ref Level 20.00 dBm Offset 1.00 dB RBW 100 kHz Att 30 dB SWF 30.1 ms VBW 300 kHz Mode Auto Sweep Count 10/10 1 Frequency Sweep M1[1] -60.36 dBm 554.2510 MHz -21.000 dBm 30.0 MHz 30001 pts 97.0 MHz/ 1.0 GHz Date: 23.SEP.2022 11:05:55</p>		
	 <p>MultiView Spectrum Ref Level 20.00 dBm Offset 1.00 dB RBW 100 kHz Att 30 dB SWF 250 ms VBW 300 kHz Mode Auto Sweep Count 10/10 1 Frequency Sweep M1[1] -51.80 dBm 25.992500 GHz -21.000 dBm 1.0 GHz 30001 pts 2.5 GHz/ 26.0 GHz Date: 23.SEP.2022 11:06:11</p>		

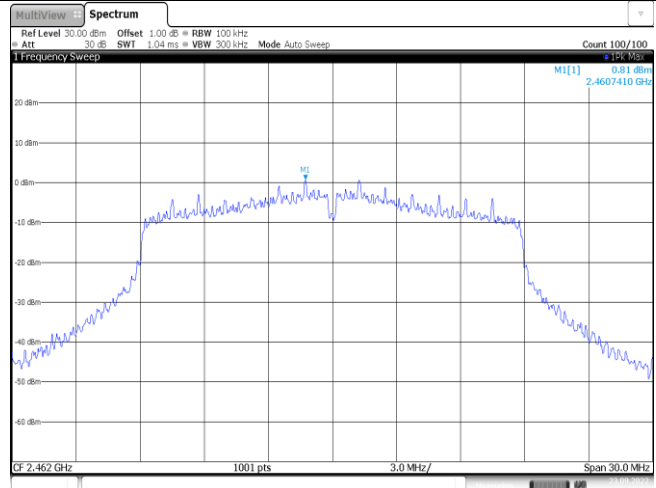
Reference level CH06



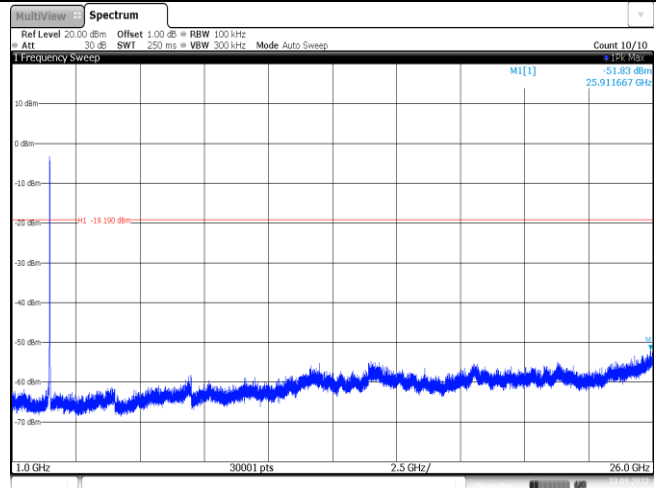
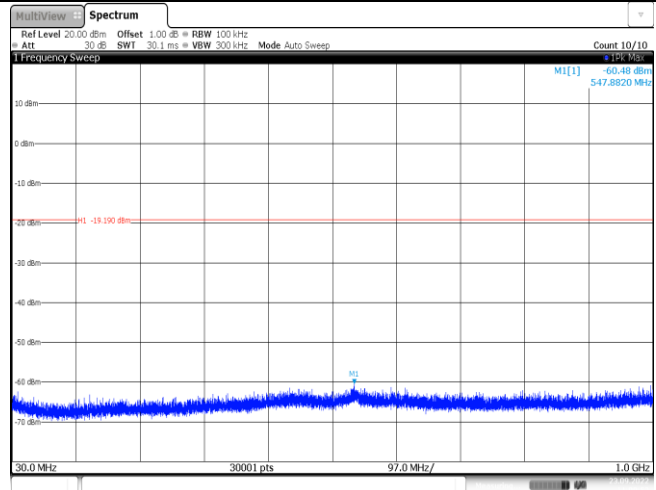
CH06

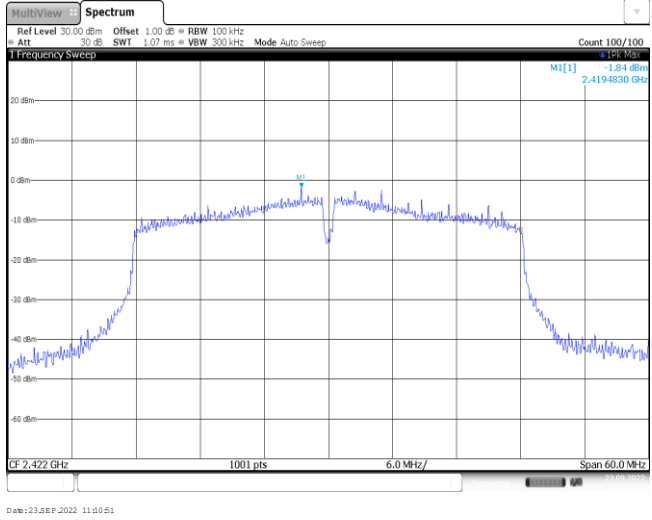
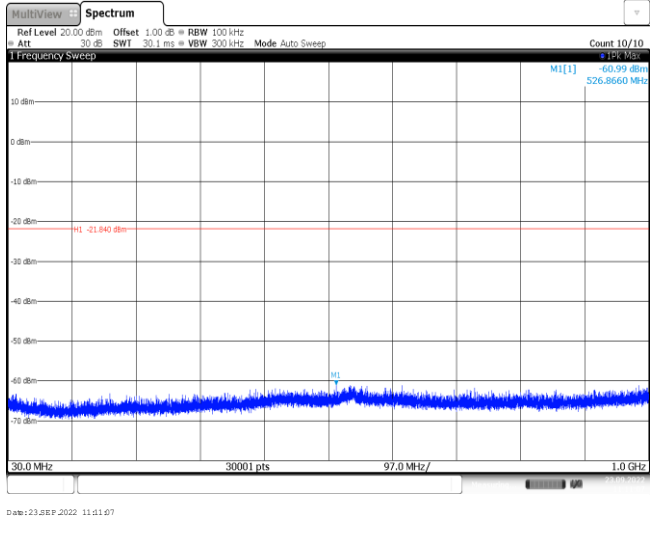
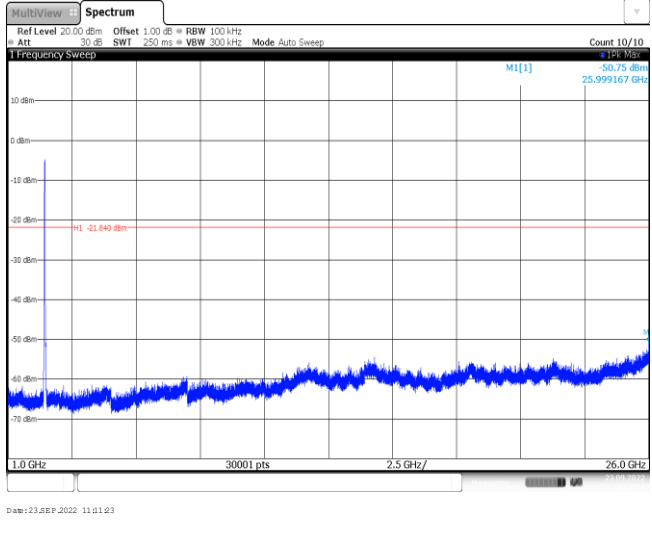


Reference level CH11

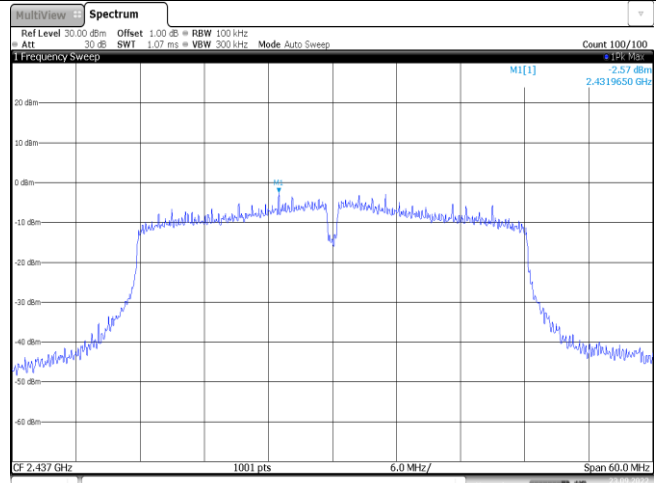


CH11



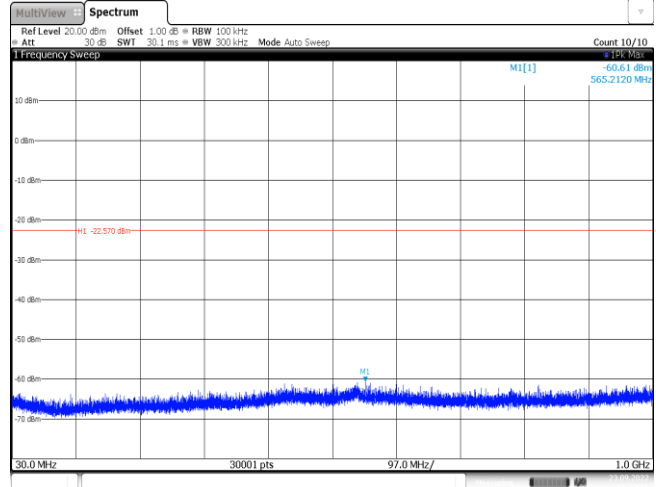
Test Item:	SE	802.11 n(HT40)	Antenna 1
Reference level CH03			
CH03			
			

Reference level CH06

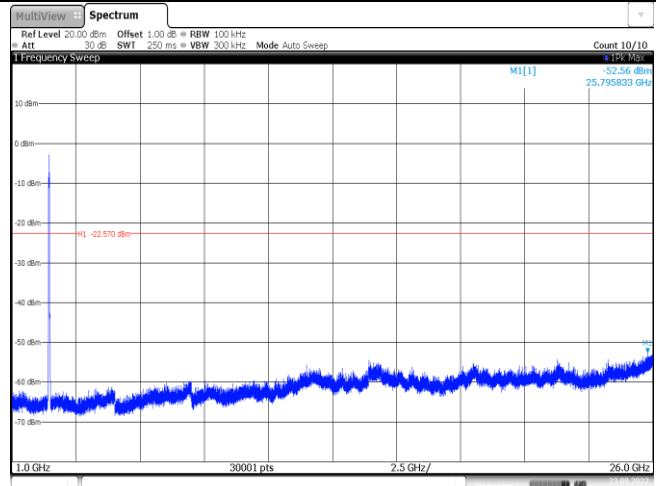


Date: 23.SEP.2022 11:11:59

CH06

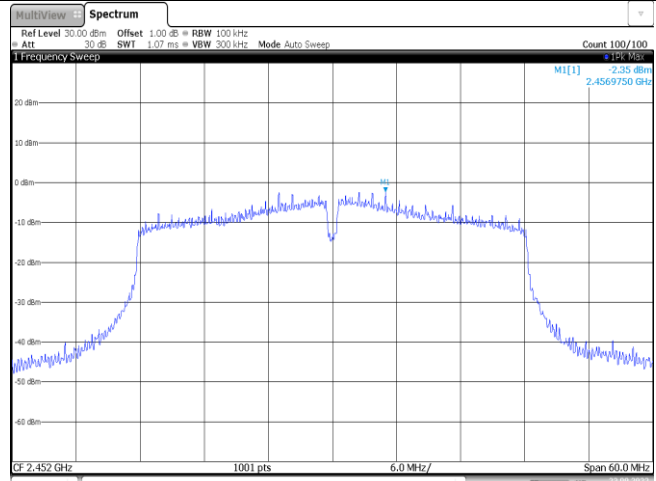


Date: 23.SEP.2022 11:12:15

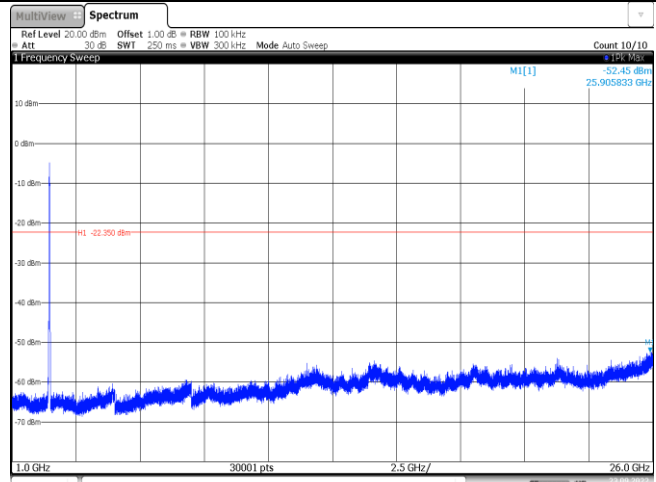
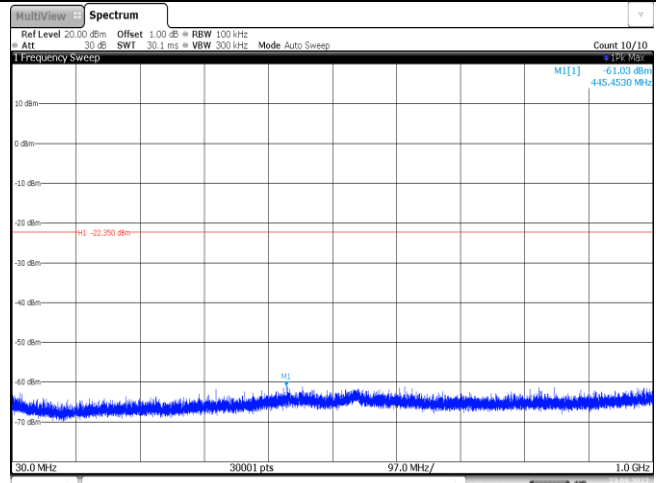


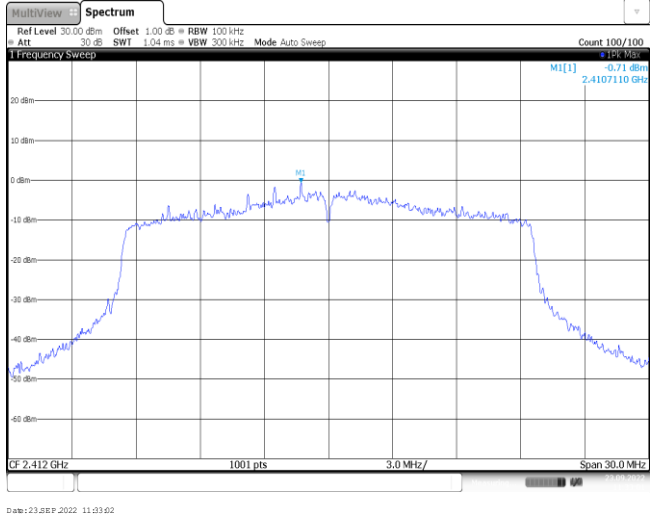
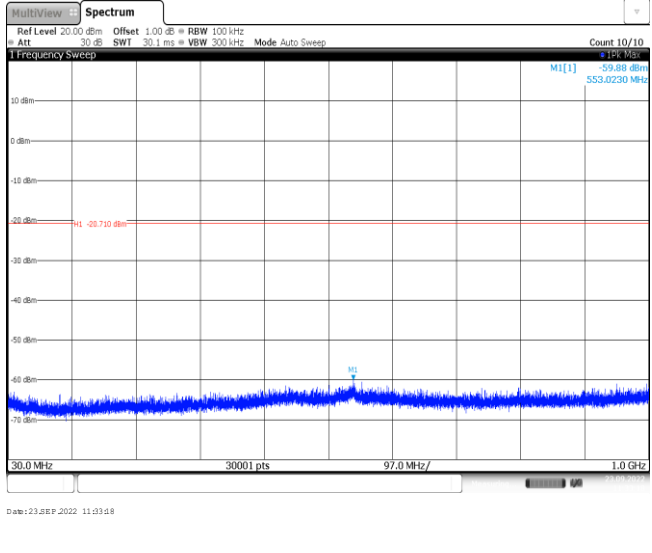
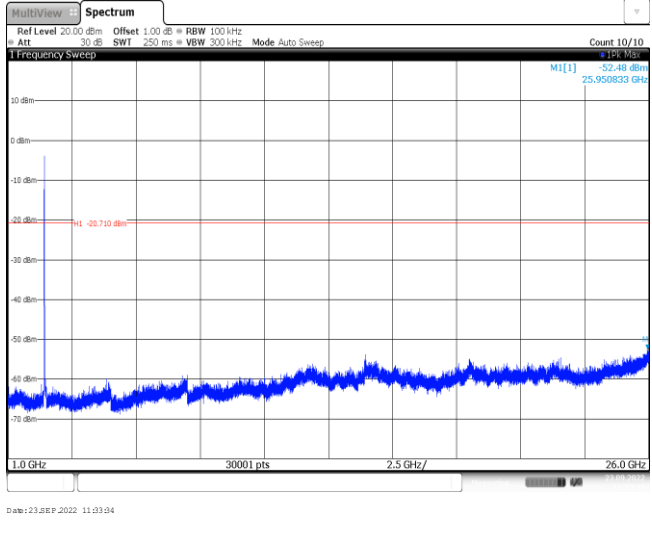
Date: 23.SEP.2022 11:12:21

Reference level CH09

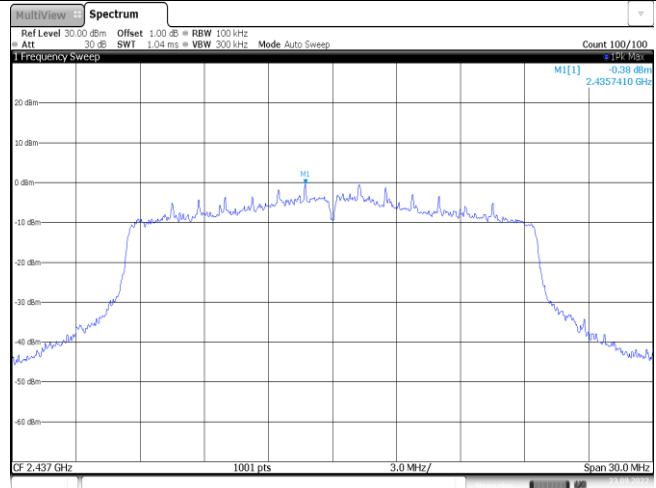


CH09



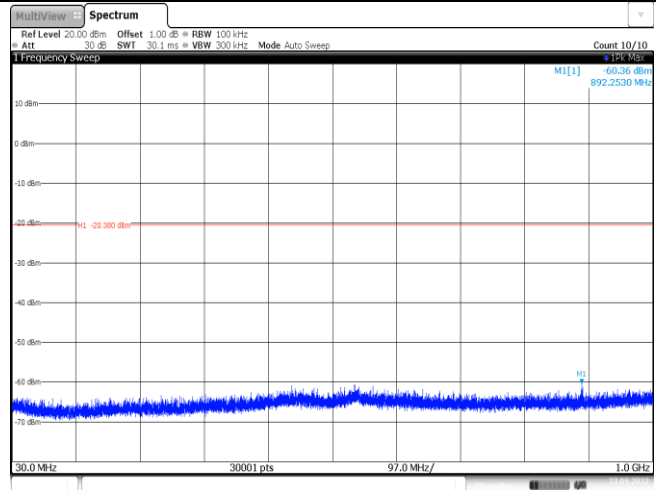
Test Item:	SE	802.11 ax(HT20)	Antenna 1
Reference level CH01			
CH01			
			

Reference level CH06

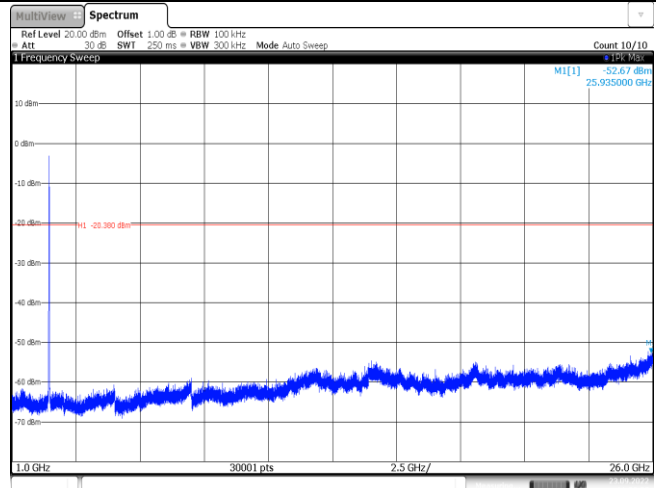


Date: 23.SEP.2022 11:34:34

CH06

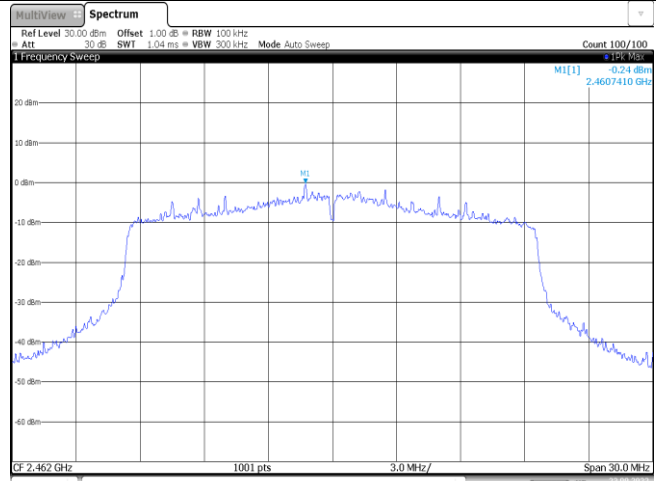


Date: 23.SEP.2022 11:34:50

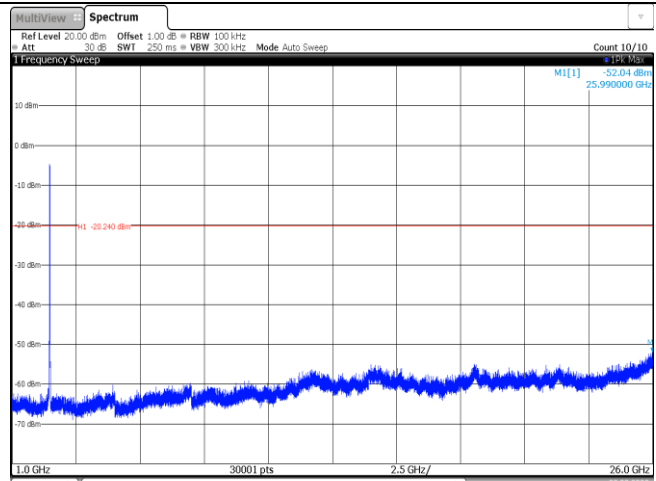
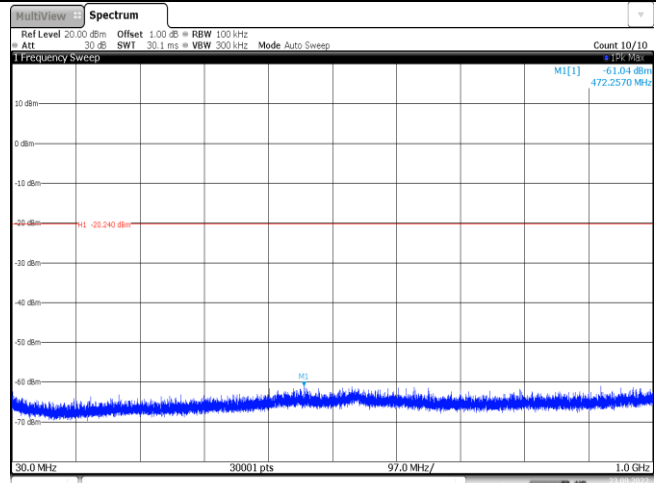


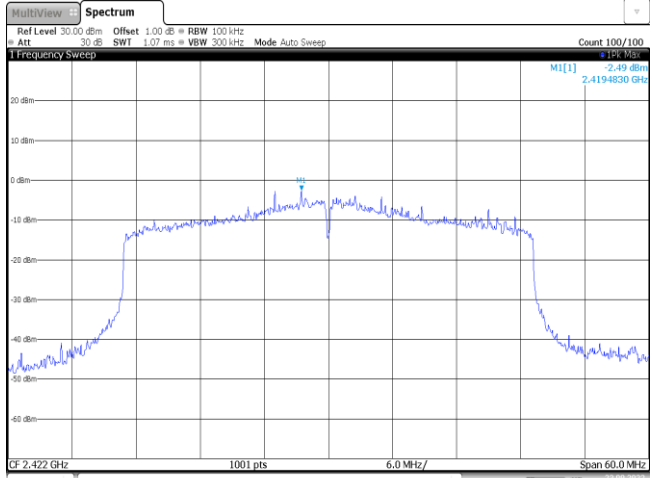
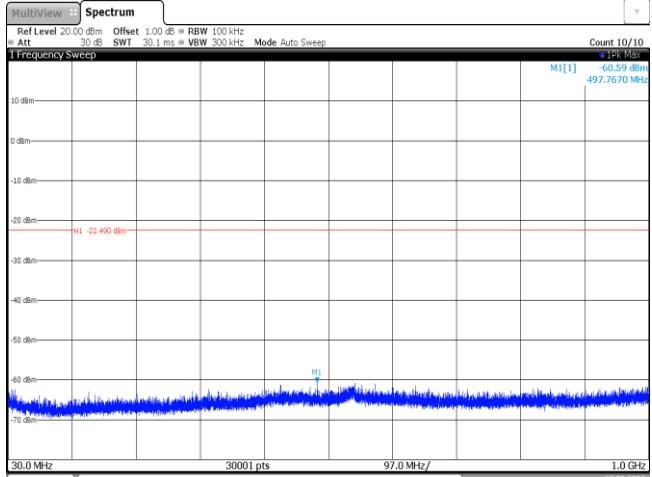
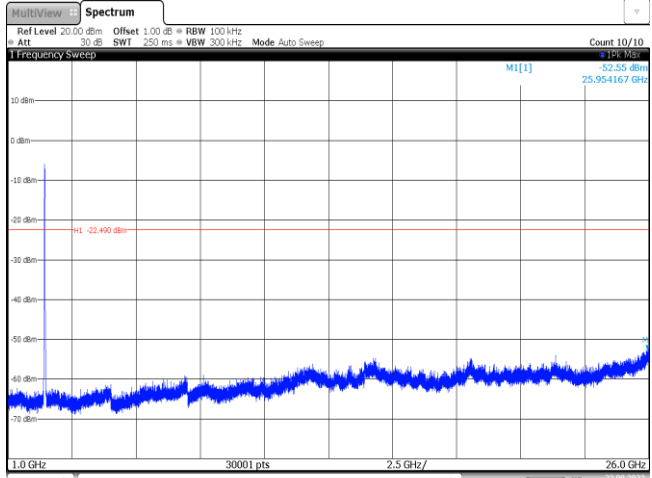
Date: 23.SEP.2022 11:35:06

Reference level CH11

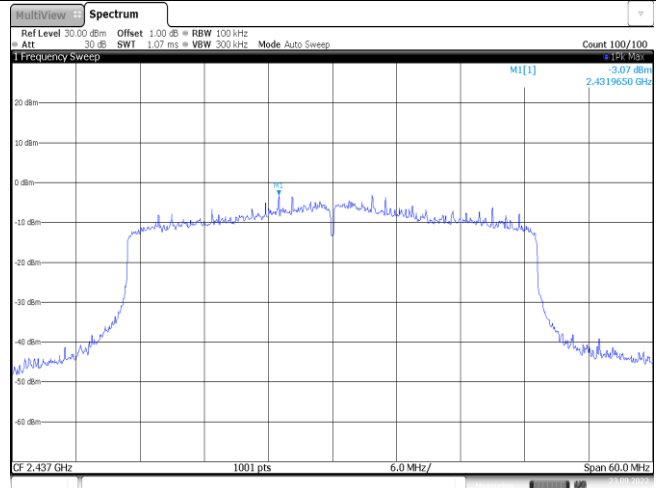


CH11

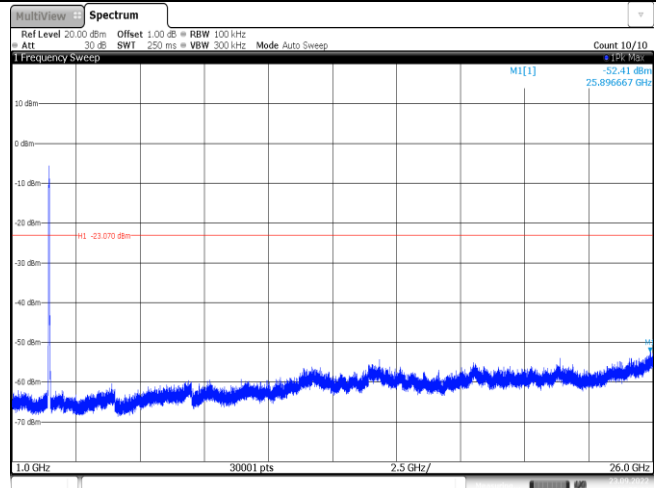
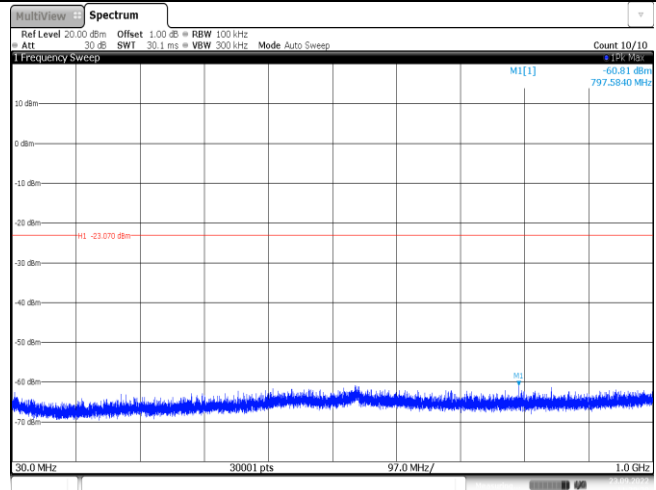


Test Item:	SE	802.11 ax(HT40)	Antenna 1
Reference level CH03	 <p>Ref Level 30.00 dBm Offset 1.00 dB RBW 100 kHz Att 30 dB SWF 1.07 ms VBW 300 kHz Mode Auto Sweep Count 100/100 MI[1] -2.49 dBm 2.4194830 GHz CF 2.422 GHz 1001 pts 6.0 MHz/ Span 60.0 MHz Date: 23.SEP.2022 11:37:49</p>		
CH03	 <p>Ref Level 20.00 dBm Offset 1.00 dB RBW 100 kHz Att 30 dB SWF 30.1 ms VBW 300 kHz Mode Auto Sweep Count 10/10 MI[1] -60.59 dBm 497.7670 MHz MI -22.490 dBm 30.0 MHz 30001 pts 97.0 MHz/ 1.0 GHz Date: 23.SEP.2022 11:37:25</p>		
	 <p>Ref Level 20.00 dBm Offset 1.00 dB RBW 100 kHz Att 30 dB SWF 250 ms VBW 300 kHz Mode Auto Sweep Count 10/10 MI[1] -52.55 dBm 25.954167 GHz MI -22.490 dBm 1.0 GHz 30001 pts 2.5 GHz/ 26.0 GHz Date: 23.SEP.2022 11:37:41</p>		

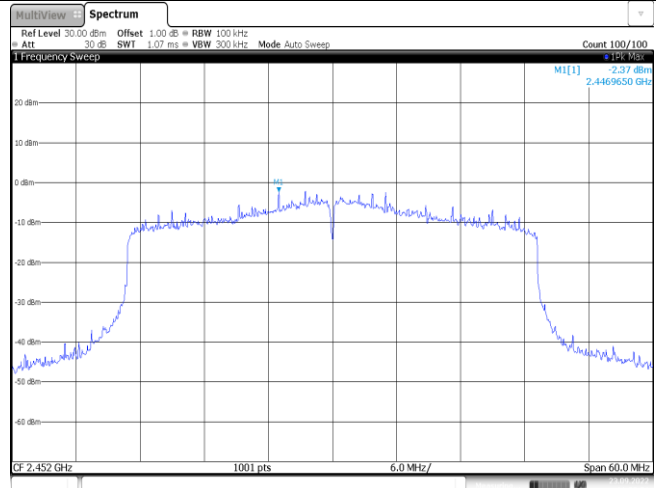
Reference level CH06



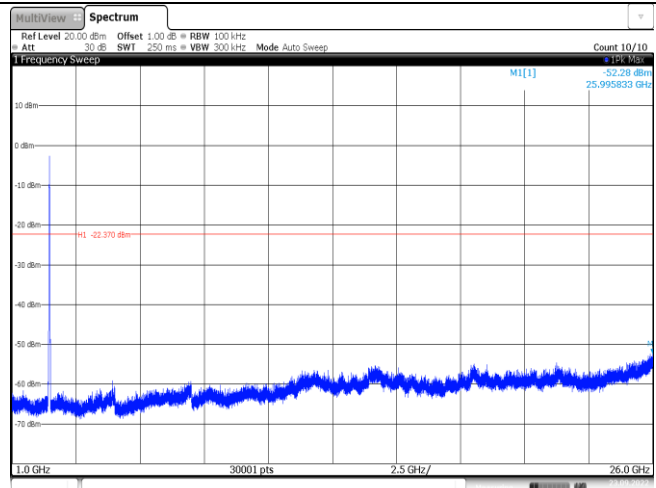
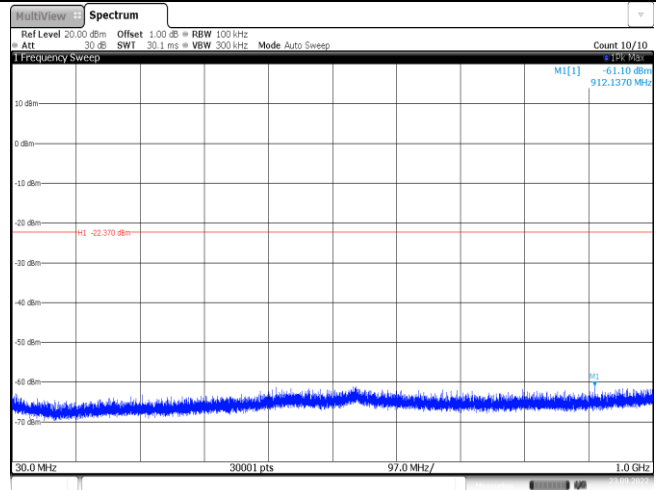
CH06



Reference level CH09



CH09



.....End of Report.....