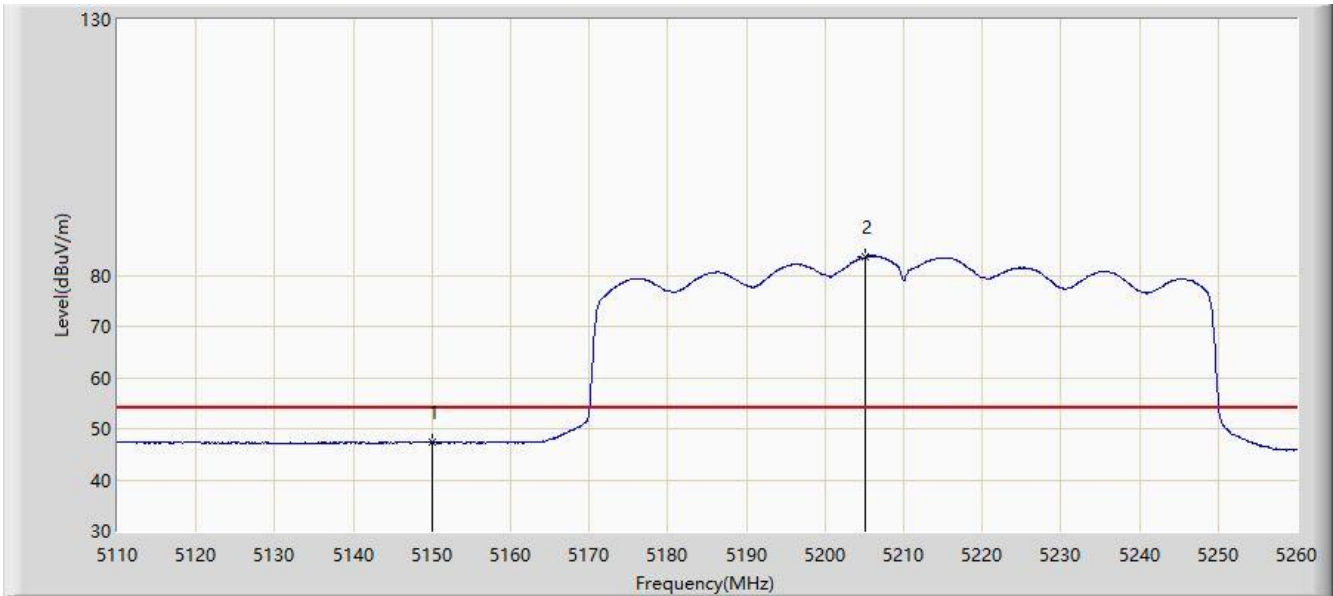


Site: WZ-AC2	Test Date: 2023-11-24
Limit: FCC_5G_RE(3m)	Engineer: Bob Zhang
Probe: BBHA9120D_1457_1-18GHz	Polarity: Horizontal
EUT: L23UGSR-5HaxD2HaxD-US	Power: AC 120V/60Hz
Test Mode: Transmit by 802.11ax-HE80 at 5210MHz	



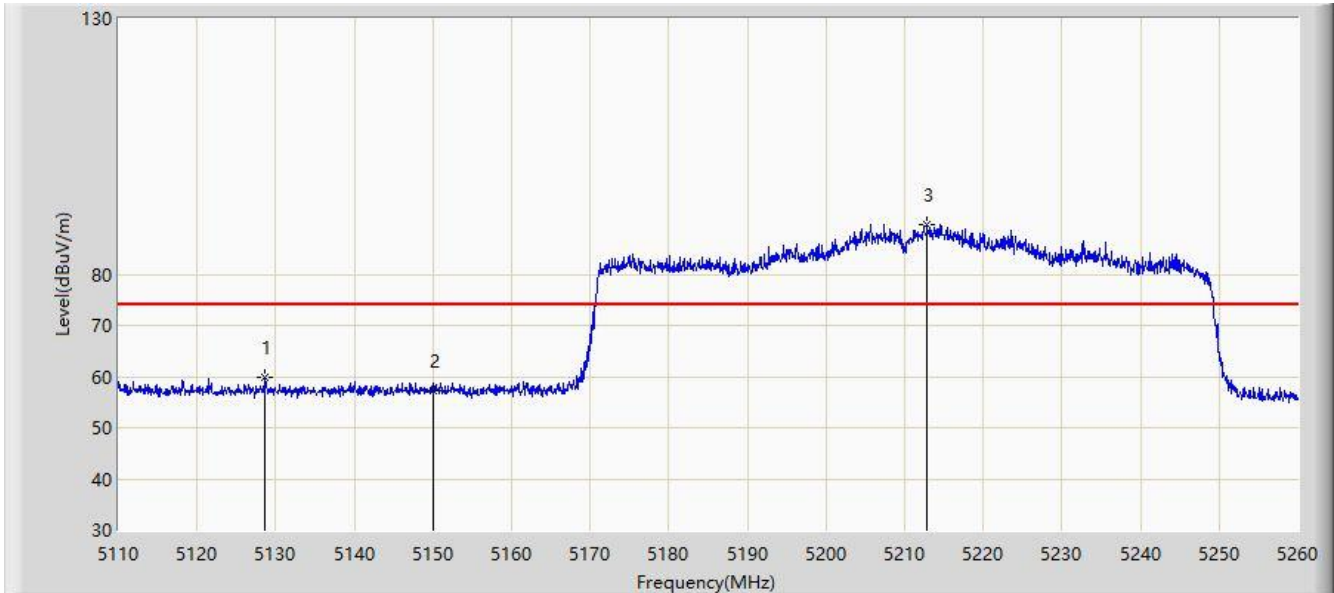
No	Mark	Frequency (MHz)	Measure Level (dB μ V/m)	Reading Level (dB μ V)	Margin (dB)	Limit (dB μ V/m)	Factor (dB/m)	Type
1	*	5150.000	47.320	43.838	-6.680	54.000	3.482	AV
2		5205.100	83.588	80.710	N/A	N/A	2.878	AV

Note 1: " * ", means this data is the worst emission level.

Note 2: Measure Level (dB μ V/m) = Reading Level (dB μ V) + Factor (dB/m).

Note 3: Factor (dB/m) = Cable Loss (dB) + Antenna Factor (dB/m).

Site: WZ-AC2	Test Date: 2023-11-24
Limit: FCC_5G_RE(3m)	Engineer: Bob Zhang
Probe: BBHA9120D_1457_1-18GHz	Polarity: Vertical
EUT: L23UGSR-5HaxD2HaxD-US	Power: AC 120V/60Hz
Test Mode: Transmit by 802.11ax-HE80 at 5210MHz	



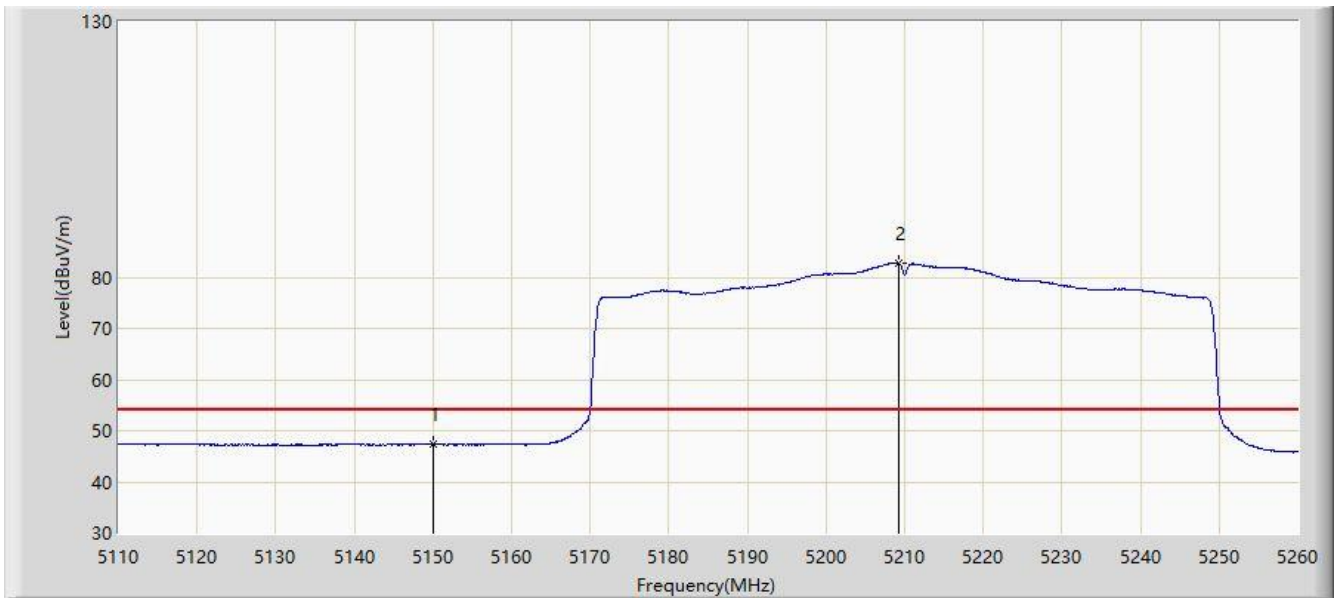
No	Mark	Frequency (MHz)	Measure Level (dB μ V/m)	Reading Level (dB μ V)	Margin (dB)	Limit (dB μ V/m)	Factor (dB/m)	Type
1	*	5128.675	59.797	56.532	-14.203	74.000	3.265	PK
2		5150.000	57.148	53.666	-16.852	74.000	3.482	PK
3		5212.825	89.814	86.906	N/A	N/A	2.907	PK

Note 1: " * ", means this data is the worst emission level.

Note 2: Measure Level (dB μ V/m) = Reading Level (dB μ V) + Factor (dB/m).

Note 3: Factor (dB/m) = Cable Loss (dB) + Antenna Factor (dB/m) - Pre_Amplifier Gain (dB).

Site: WZ-AC2	Test Date: 2023-11-24
Limit: FCC_5G_RE(3m)	Engineer: Bob Zhang
Probe: BBHA9120D_1457_1-18GHz	Polarity: Vertical
EUT: L23UGSR-5HaxD2HaxD-US	Power: AC 120V/60Hz
Test Mode: Transmit by 802.11ax-HE80 at 5210MHz	



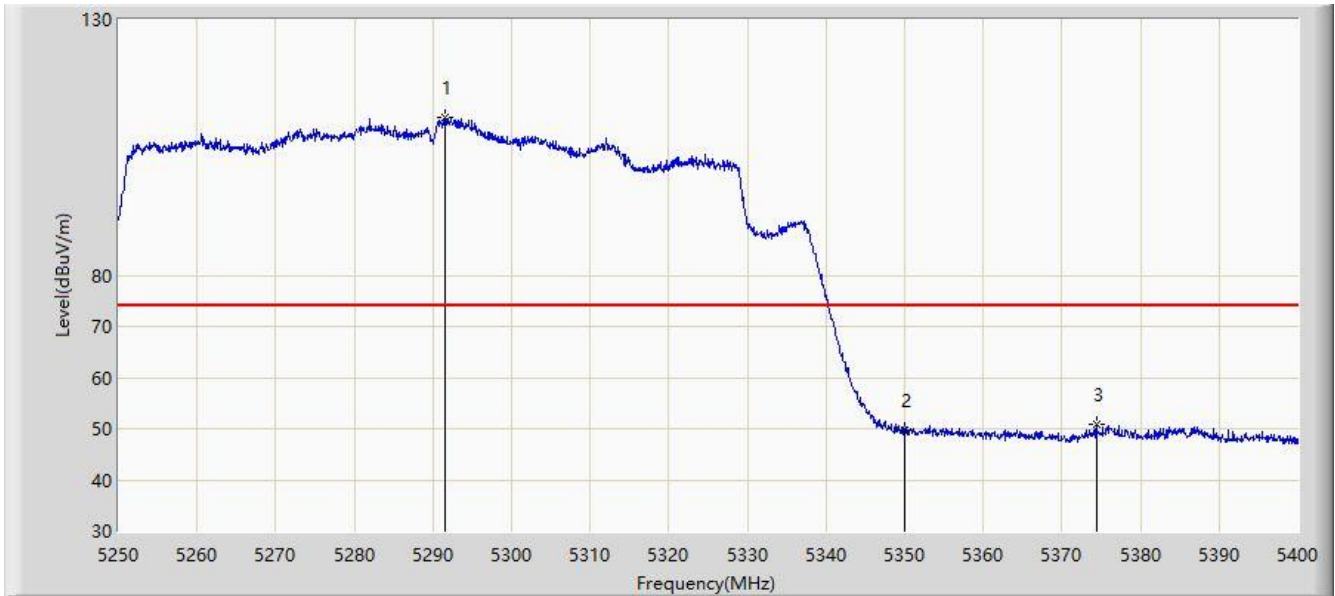
No	Mark	Frequency (MHz)	Measure Level (dB μ V/m)	Reading Level (dB μ V)	Margin (dB)	Limit (dB μ V/m)	Factor (dB/m)	Type
1	*	5150.000	47.333	43.851	-6.667	54.000	3.482	AV
2		5209.300	82.838	79.944	N/A	N/A	2.894	AV

Note 1: " * ", means this data is the worst emission level.

Note 2: Measure Level (dB μ V/m) = Reading Level (dB μ V) + Factor (dB/m).

Note 3: Factor (dB/m) = Cable Loss (dB) + Antenna Factor (dB/m) - Pre_Amplifier Gain (dB).

Site: SIP-AC3	Test Date: 2023-10-08
Limit: FCC_5G_RE(3m)	Engineer: Arvin Ding
Probe: HF907_102861_1-18GHz	Polarity: Horizontal
EUT: L23UGSR-5HaxD2HaxD-US	Power: AC 120V/60Hz
Test Mode: Transmit by 802.11ax-HE80 at 5290MHz	



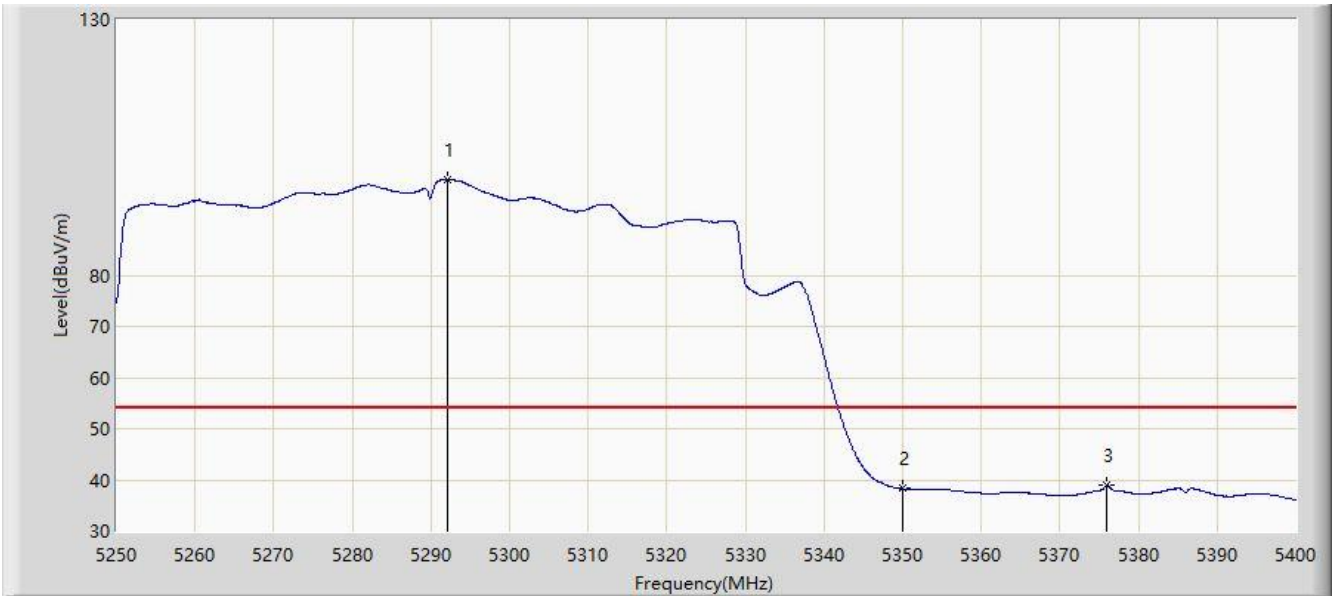
No	Mark	Frequency (MHz)	Measure Level (dBμV/m)	Reading Level (dBμV)	Margin (dB)	Limit (dBμV/m)	Factor (dB/m)	Type
1		5291.475	110.909	72.440	N/A	N/A	38.469	PK
2		5350.000	49.696	51.100	-24.304	74.000	-1.404	PK
3	*	5374.350	50.879	55.866	-23.121	74.000	-4.986	PK

Note 1: " * ", means this data is the worst emission level.

Note 2: Measure Level (dBμV/m) = Reading Level (dBμV) + Factor (dB/m).

Note 3: Factor (dB/m) = Cable Loss (dB) + Antenna Factor (dB/m) - Pre_Amplifier Gain (dB).

Site: SIP-AC3	Test Date: 2023-10-08
Limit: FCC_5G_RE(3m)	Engineer: Arvin Ding
Probe: HF907_102861_1-18GHz	Polarity: Horizontal
EUT: L23UGSR-5HaxD2HaxD-US	Power: AC 120V/60Hz
Test Mode: Transmit by 802.11ax-HE80 at 5290MHz	



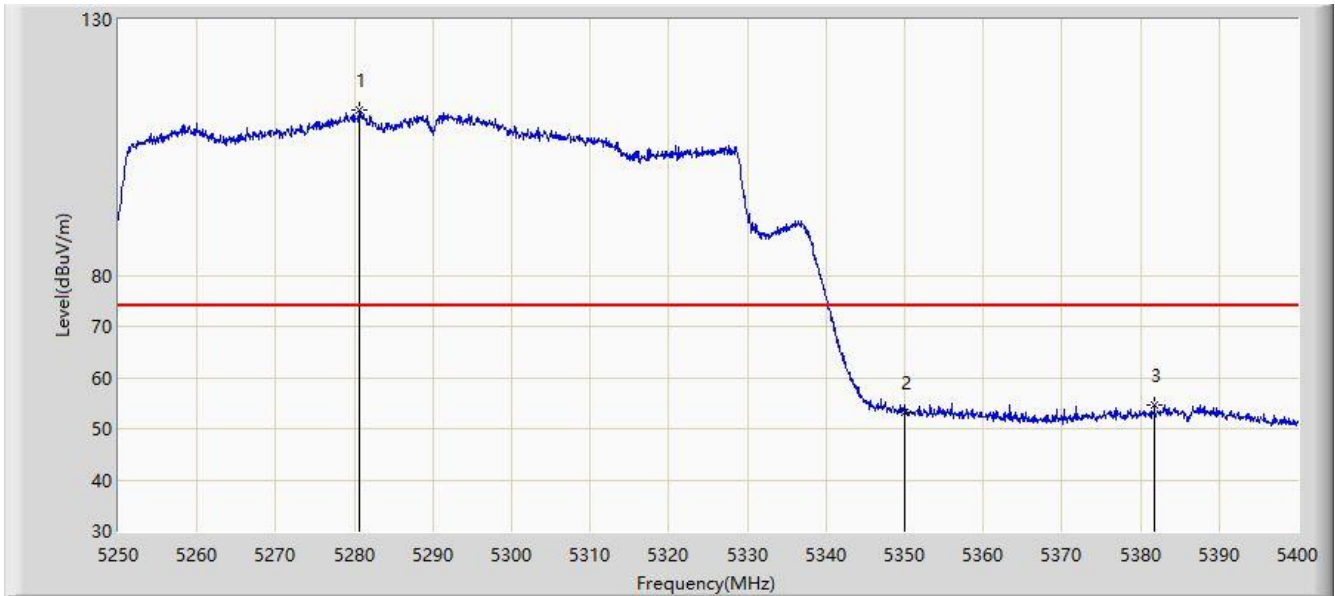
No	Mark	Frequency (MHz)	Measure Level (dBμV/m)	Reading Level (dBμV)	Margin (dB)	Limit (dBμV/m)	Factor (dB/m)	Type
1		5292.150	98.676	60.205	N/A	N/A	38.471	AV
2		5350.000	38.261	39.665	-15.739	54.000	-1.404	AV
3	*	5376.000	38.860	43.827	-15.140	54.000	-4.968	AV

Note 1: " * ", means this data is the worst emission level.

Note 2: Measure Level (dBμV/m) = Reading Level (dBμV) + Factor (dB/m).

Note 3: Factor (dB/m) = Cable Loss (dB) + Antenna Factor (dB/m) - Pre_Amplifier Gain (dB).

Site: SIP-AC3	Test Date: 2023-10-08
Limit: FCC_5G_RE(3m)	Engineer: Arvin Ding
Probe: HF907_102861_1-18GHz	Polarity: Vertical
EUT: L23UGSR-5HaxD2HaxD-US	Power: AC 120V/60Hz
Test Mode: Transmit by 802.11ax-HE80 at 5290MHz	



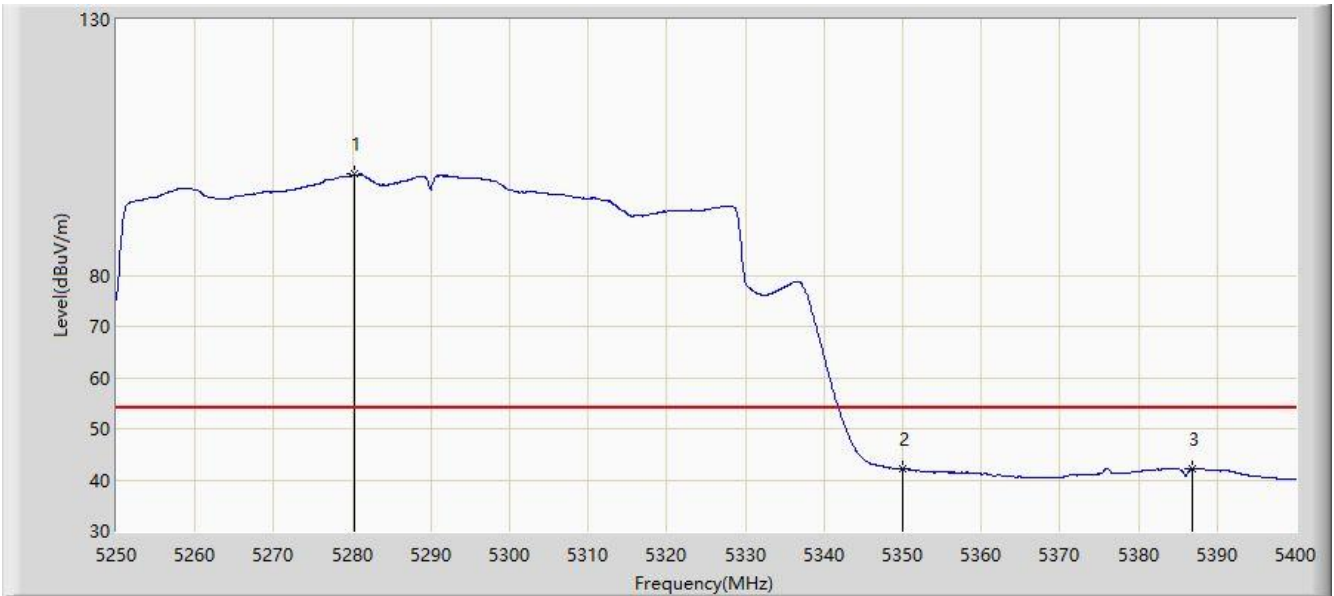
No	Mark	Frequency (MHz)	Measure Level (dB μ V/m)	Reading Level (dB μ V)	Margin (dB)	Limit (dB μ V/m)	Factor (dB/m)	Type
1		5280.600	112.332	67.486	N/A	N/A	44.847	PK
2		5350.000	53.323	54.727	-20.677	74.000	-1.404	PK
3	*	5381.775	54.676	59.698	-19.324	74.000	-5.022	PK

Note 1: " * ", means this data is the worst emission level.

Note 2: Measure Level (dB μ V/m) = Reading Level (dB μ V) + Factor (dB/m).

Note 3: Factor (dB/m) = Cable Loss (dB) + Antenna Factor (dB/m) - Pre_Amplifier Gain (dB).

Site: SIP-AC3	Test Date: 2023-10-08
Limit: FCC_5G_RE(3m)	Engineer: Arvin Ding
Probe: HF907_102861_1-18GHz	Polarity: Vertical
EUT: L23UGSR-5HaxD2HaxD-US	Power: AC 120V/60Hz
Test Mode: Transmit by 802.11ax-HE80 at 5290MHz	



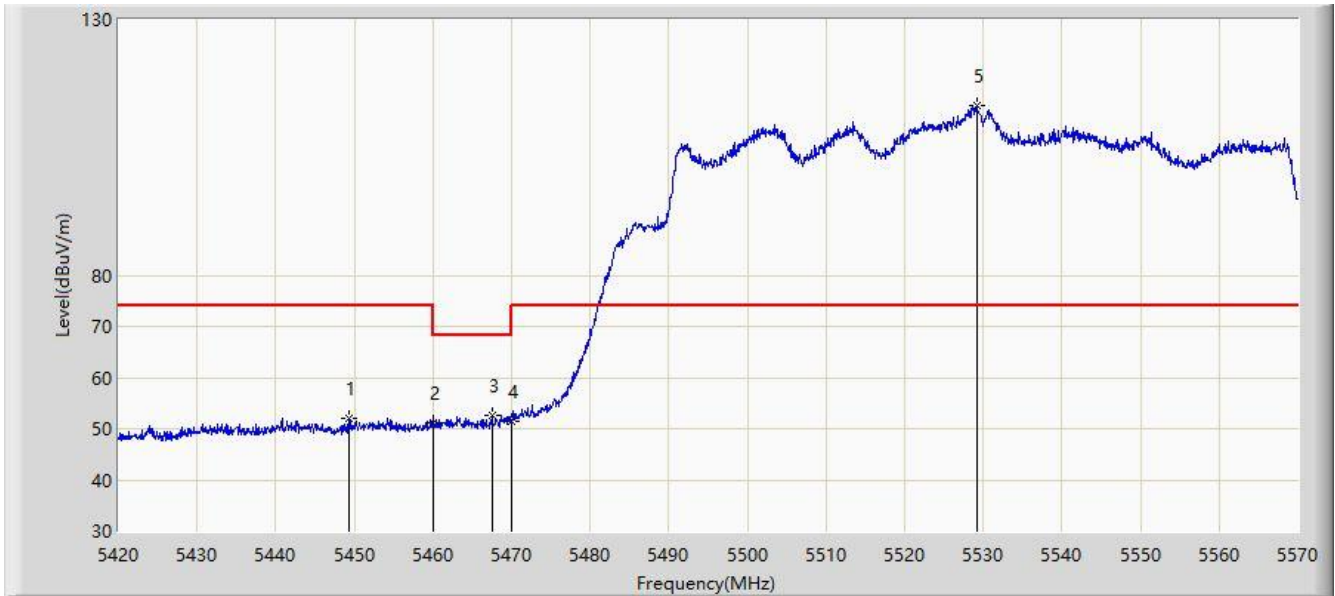
No	Mark	Frequency (MHz)	Measure Level (dBμV/m)	Reading Level (dBμV)	Margin (dB)	Limit (dBμV/m)	Factor (dB/m)	Type
1		5280.225	99.722	55.447	N/A	N/A	44.275	AV
2		5350.000	42.033	43.437	-11.967	54.000	-1.404	AV
3	*	5386.800	42.282	47.363	-11.718	54.000	-5.081	AV

Note 1: " * ", means this data is the worst emission level.

Note 2: Measure Level (dBμV/m) = Reading Level (dBμV) + Factor (dB/m).

Note 3: Factor (dB/m) = Cable Loss (dB) + Antenna Factor (dB/m) - Pre_Amplifier Gain (dB).

Site: SIP-AC3	Test Date: 2023-10-09
Limit: FCC_5G_RE(3m)	Engineer: Arvin Ding
Probe: HF907_102861_1-18GHz	Polarity: Horizontal
EUT: L23UGSR-5HaxD2HaxD-US	Power: AC 120V/60Hz
Test Mode: Transmit by 802.11ax-HE80 at 5530MHz	



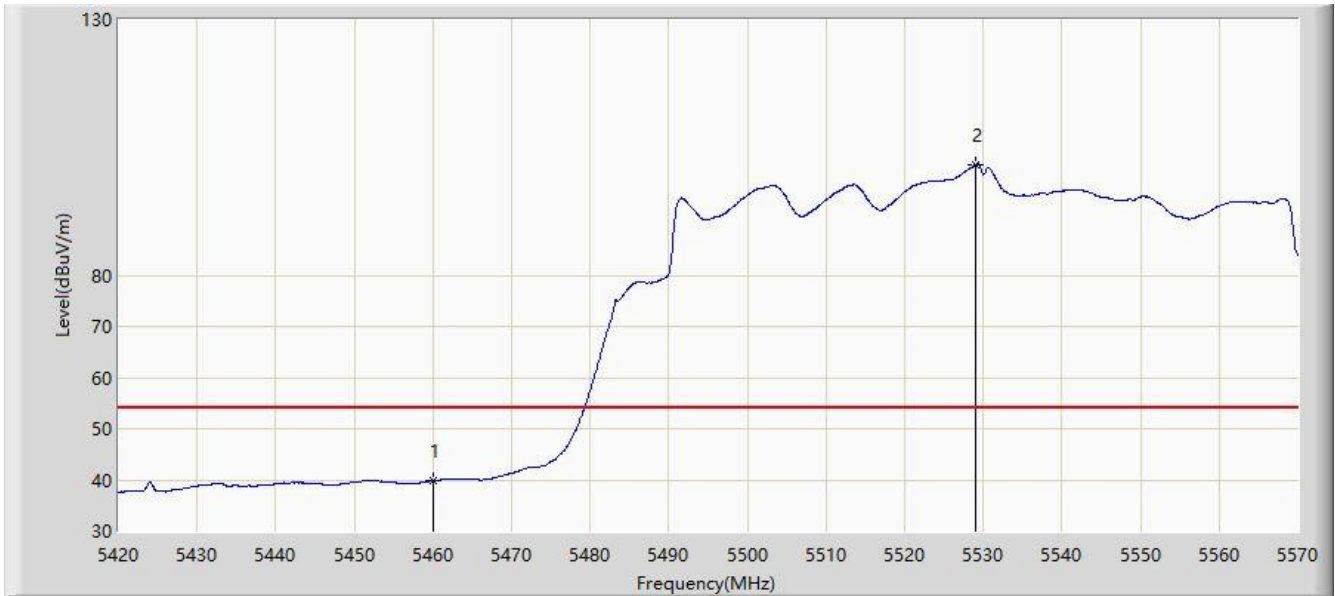
No	Mark	Frequency (MHz)	Measure Level (dBμV/m)	Reading Level (dBμV)	Margin (dB)	Limit (dBμV/m)	Factor (dB/m)	Type
1		5449.400	52.066	56.082	-21.934	74.000	-4.015	PK
2		5460.000	51.283	54.626	-16.917	68.200	-3.343	PK
3	*	5467.475	52.712	55.114	-15.488	68.200	-2.403	PK
4		5470.000	51.410	53.020	-16.790	68.200	-1.610	PK
5		5529.125	113.108	66.393	N/A	N/A	46.714	PK

Note 1: " * ", means this data is the worst emission level.

Note 2: Measure Level (dBμV/m) = Reading Level (dBμV) + Factor (dB/m).

Note 3: Factor (dB/m) = Cable Loss (dB) + Antenna Factor (dB/m) - Pre_Amplifier Gain (dB).

Site: SIP-AC3	Test Date: 2023-10-09
Limit: FCC_5G_RE(3m)	Engineer: Arvin Ding
Probe: HF907_102861_1-18GHz	Polarity: Horizontal
EUT: L23UGSR-5HaxD2HaxD-US	Power: AC 120V/60Hz
Test Mode: Transmit by 802.11ax-HE80 at 5530MHz	



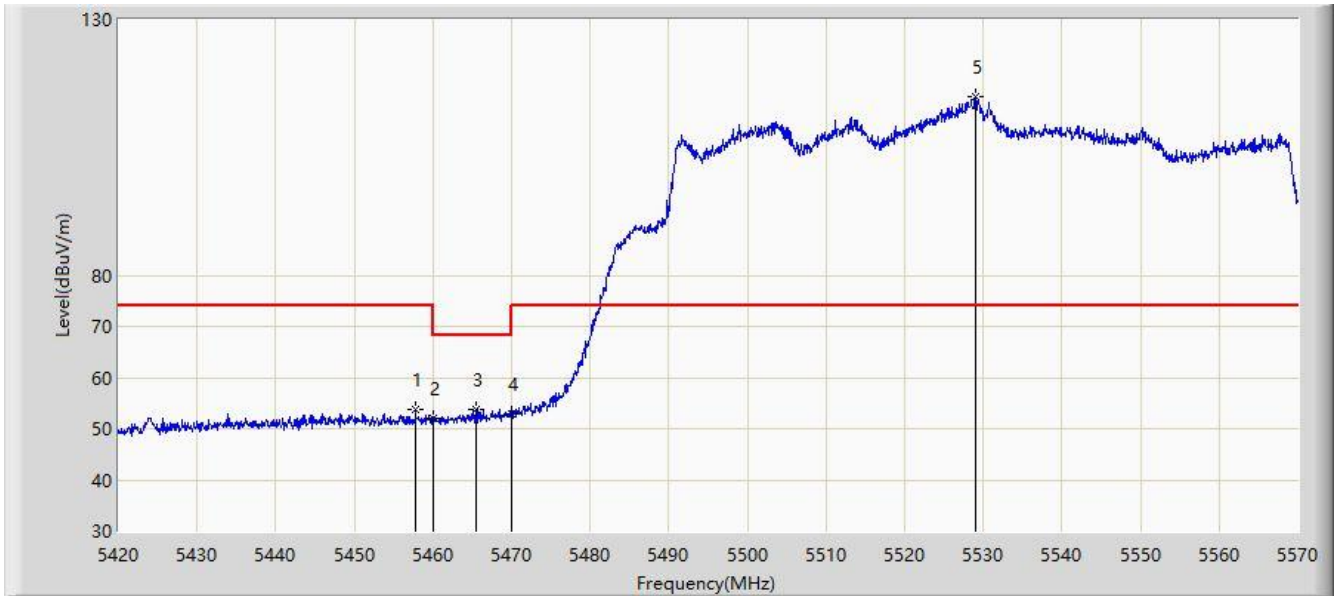
No	Mark	Frequency (MHz)	Measure Level (dB μ V/m)	Reading Level (dB μ V)	Margin (dB)	Limit (dB μ V/m)	Factor (dB/m)	Type
1	*	5460.000	39.914	43.257	-14.086	54.000	-3.343	AV
2		5529.050	101.640	55.083	N/A	N/A	46.557	AV

Note 1: " * ", means this data is the worst emission level.

Note 2: Measure Level (dB μ V/m) = Reading Level (dB μ V) + Factor (dB/m).

Note 3: Factor (dB/m) = Cable Loss (dB) + Antenna Factor (dB/m) - Pre_Amplifier Gain (dB).

Site: SIP-AC3	Test Date: 2023-10-09
Limit: FCC_5G_RE(3m)	Engineer: Arvin Ding
Probe: HF907_102861_1-18GHz	Polarity: Vertical
EUT: L23UGSR-5HaxD2HaxD-US	Power: AC 120V/60Hz
Test Mode: Transmit by 802.11ax-HE80 at 5530MHz	



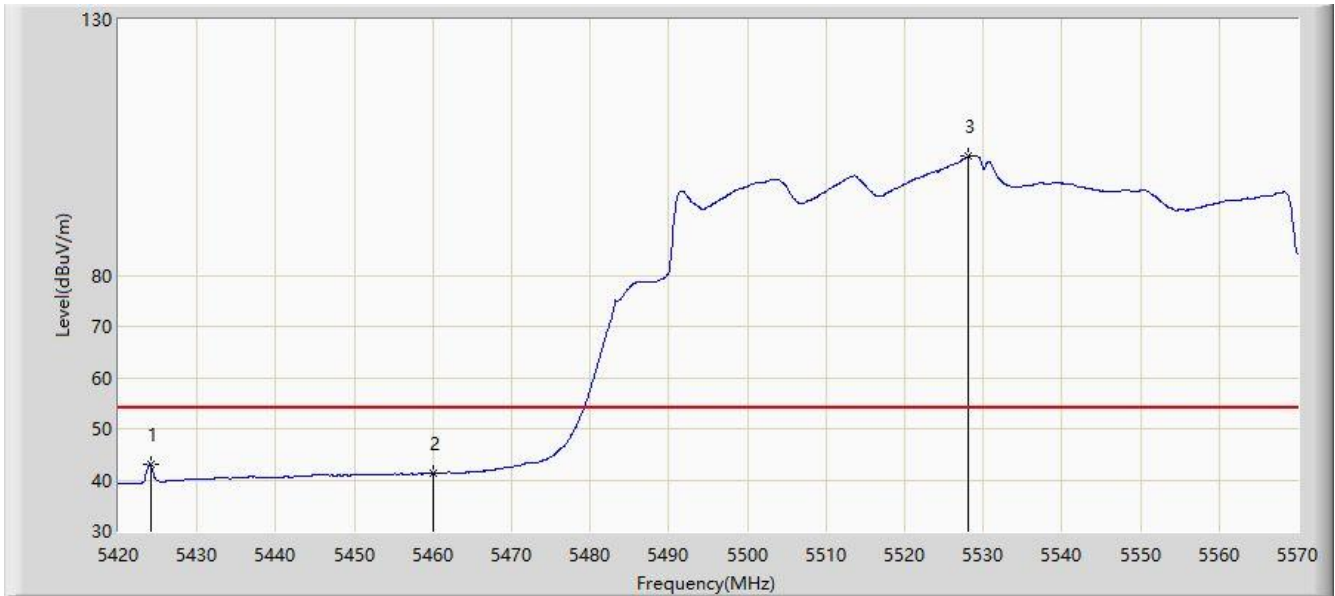
No	Mark	Frequency (MHz)	Measure Level (dB μ V/m)	Reading Level (dB μ V)	Margin (dB)	Limit (dB μ V/m)	Factor (dB/m)	Type
1		5457.800	53.671	57.211	-20.329	74.000	-3.540	PK
2		5460.000	52.135	55.478	-16.065	68.200	-3.343	PK
3	*	5465.450	53.849	56.632	-14.351	68.200	-2.784	PK
4		5470.000	52.970	54.580	-15.230	68.200	-1.610	PK
5		5529.050	114.797	68.240	N/A	N/A	46.557	PK

Note 1: " * ", means this data is the worst emission level.

Note 2: Measure Level (dB μ V/m) = Reading Level (dB μ V) + Factor (dB/m).

Note 3: Factor (dB/m) = Cable Loss (dB) + Antenna Factor (dB/m) - Pre_Amplifier Gain (dB).

Site: SIP-AC3	Test Date: 2023-10-09
Limit: FCC_5G_RE(3m)	Engineer: Arvin Ding
Probe: HF907_102861_1-18GHz	Polarity: Vertical
EUT: L23UGSR-5HaxD2HaxD-US	Power: AC 120V/60Hz
Test Mode: Transmit by 802.11ax-HE80 at 5530MHz	



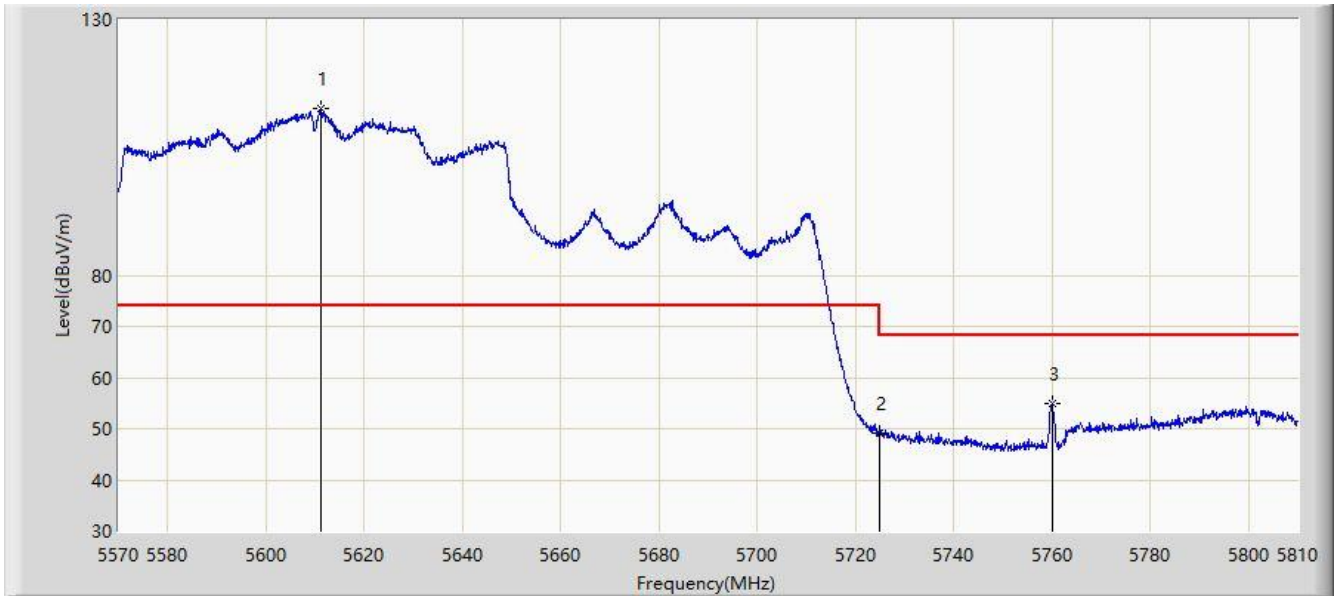
No	Mark	Frequency (MHz)	Measure Level (dB μ V/m)	Reading Level (dB μ V)	Margin (dB)	Limit (dB μ V/m)	Factor (dB/m)	Type
1	*	5424.125	42.906	47.491	-11.094	54.000	-4.584	AV
2		5460.000	41.328	44.671	-12.672	54.000	-3.343	AV
3		5528.150	103.244	58.248	N/A	N/A	44.996	AV

Note 1: " * ", means this data is the worst emission level.

Note 2: Measure Level (dB μ V/m) = Reading Level (dB μ V) + Factor (dB/m).

Note 3: Factor (dB/m) = Cable Loss (dB) + Antenna Factor (dB/m) - Pre_Amplifier Gain (dB).

Site: SIP-AC3	Test Date: 2023-10-09
Limit: FCC_5G_RE(3m)	Engineer: Arvin Ding
Probe: HF907_102861_1-18GHz	Polarity: Horizontal
EUT: L23UGSR-5HaxD2HaxD-US	Power: AC 120V/60Hz
Test Mode: Transmit by 802.11ax-HE80 at 5610MHz	



No	Mark	Frequency (MHz)	Measure Level (dB μ V/m)	Reading Level (dB μ V)	Margin (dB)	Limit (dB μ V/m)	Factor (dB/m)	Type
1		5611.160	112.740	64.856	N/A	N/A	47.884	PK
2		5725.000	49.268	51.103	-18.932	68.200	-1.836	PK
3	*	5759.960	54.883	59.993	-13.317	68.200	-5.110	PK

Note 1: " * ", means this data is the worst emission level.

Note 2: Measure Level (dB μ V/m) = Reading Level (dB μ V) + Factor (dB/m).

Note 3: Factor (dB/m) = Cable Loss (dB) + Antenna Factor (dB/m) - Pre_Amplifier Gain (dB).

Site: SIP-AC3	Test Date: 2023-10-09
Limit: FCC_5G_RE(3m)	Engineer: Arvin Ding
Probe: HF907_102861_1-18GHz	Polarity: Vertical
EUT: L23UGSR-5HaxD2HaxD-US	Power: AC 120V/60Hz
Test Mode: Transmit by 802.11ax-HE80 at 5610MHz	



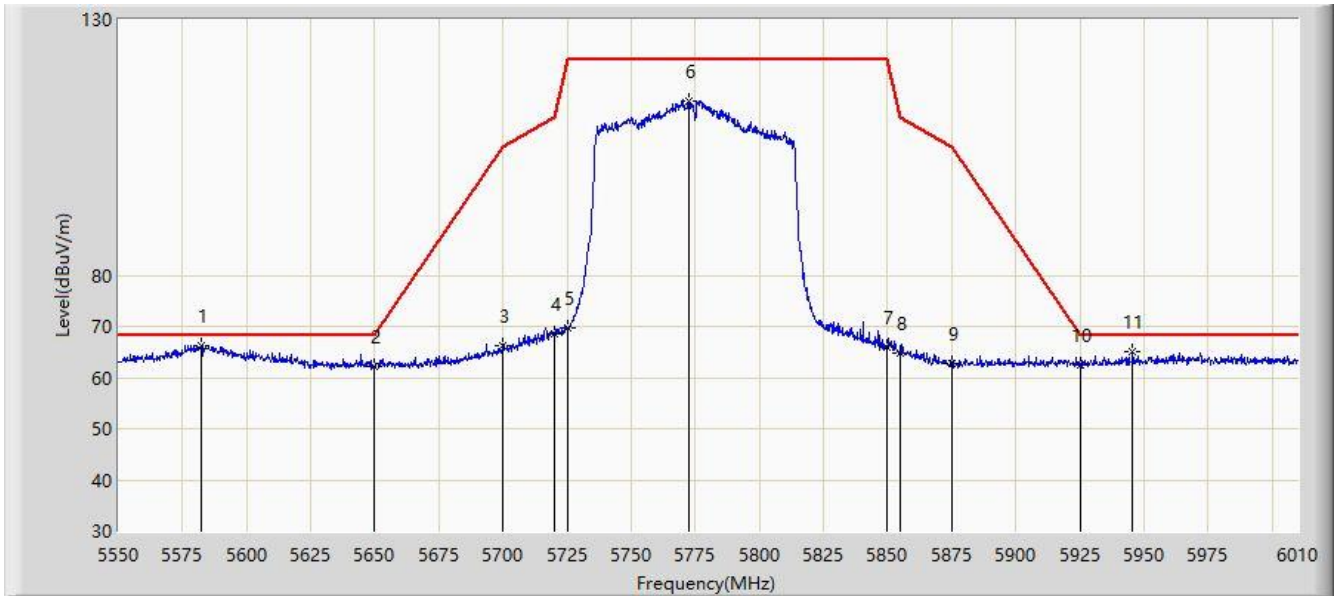
No	Mark	Frequency (MHz)	Measure Level (dB μ V/m)	Reading Level (dB μ V)	Margin (dB)	Limit (dB μ V/m)	Factor (dB/m)	Type
1		5611.040	114.526	66.799	N/A	N/A	47.726	PK
2		5725.000	49.201	51.036	-18.999	68.200	-1.836	PK
3	*	5759.840	52.216	57.326	-15.984	68.200	-5.110	PK

Note 1: " * ", means this data is the worst emission level.

Note 2: Measure Level (dB μ V/m) = Reading Level (dB μ V) + Factor (dB/m).

Note 3: Factor (dB/m) = Cable Loss (dB) + Antenna Factor (dB/m) - Pre_Amplifier Gain (dB).

Site: SIP-AC3	Test Date: 2023-10-09
Limit: FCC_5.8G_RE(3m)	Engineer: Arvin Ding
Probe: HF907_102861_1-18GHz	Polarity: Horizontal
EUT: L23UGSR-5HaxD2HaxD-US	Power: AC 120V/60Hz
Test Mode: Transmit by 802.11ax-HE80 at 5775MHz	



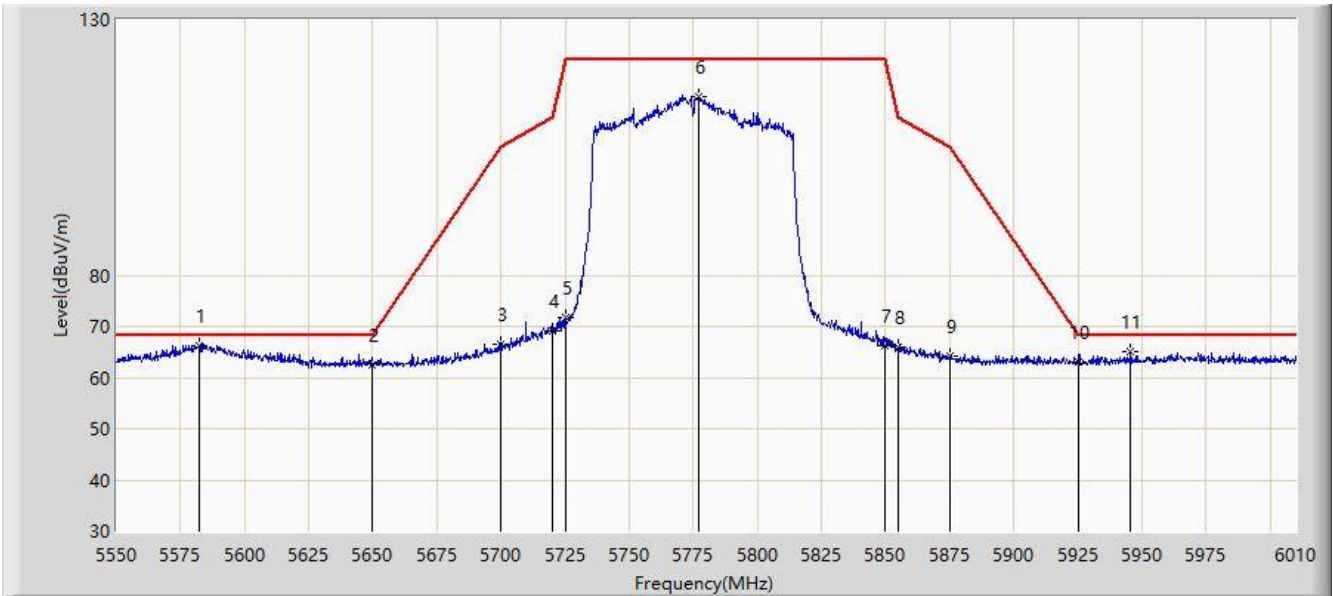
No	Mark	Frequency (MHz)	Measure Level (dBμV/m)	Reading Level (dBμV)	Margin (dB)	Limit (dBμV/m)	Factor (dB/m)	Type
1	*	5582.430	66.348	73.447	-1.852	68.200	-7.098	PK
2		5650.000	62.175	69.495	-6.025	68.200	-7.319	PK
3		5700.000	66.365	73.539	-38.835	105.200	-7.174	PK
4		5720.000	68.606	76.078	-42.194	110.800	-7.472	PK
5		5725.000	69.756	77.217	-52.444	122.200	-7.461	PK
6		5772.410	114.140	121.521	N/A	N/A	-7.380	PK
7		5850.000	65.999	73.236	-56.201	122.200	-7.237	PK
8		5855.000	64.886	72.104	-45.914	110.800	-7.217	PK
9		5875.000	62.682	70.034	-42.518	105.200	-7.352	PK
10		5925.000	62.496	69.622	-5.704	68.200	-7.126	PK
11		5945.600	65.067	72.049	-3.133	68.200	-6.982	PK

Note 1: " * ", means this data is the worst emission level.

Note 2: Measure Level (dBμV/m) = Reading Level (dBμV) + Factor (dB/m).

Note 3: Factor (dB/m) = Cable Loss (dB) + Antenna Factor (dB/m) - Pre_Amplifier Gain (dB).

Site: SIP-AC3	Test Date: 2023-10-09
Limit: FCC_5.8G_RE(3m)	Engineer: Arvin Ding
Probe: HF907_102861_1-18GHz	Polarity: Vertical
EUT: L23UGSR-5HaxD2HaxD-US	Power: AC 120V/60Hz
Test Mode: Transmit by 802.11ax-HE80 at 5775MHz	



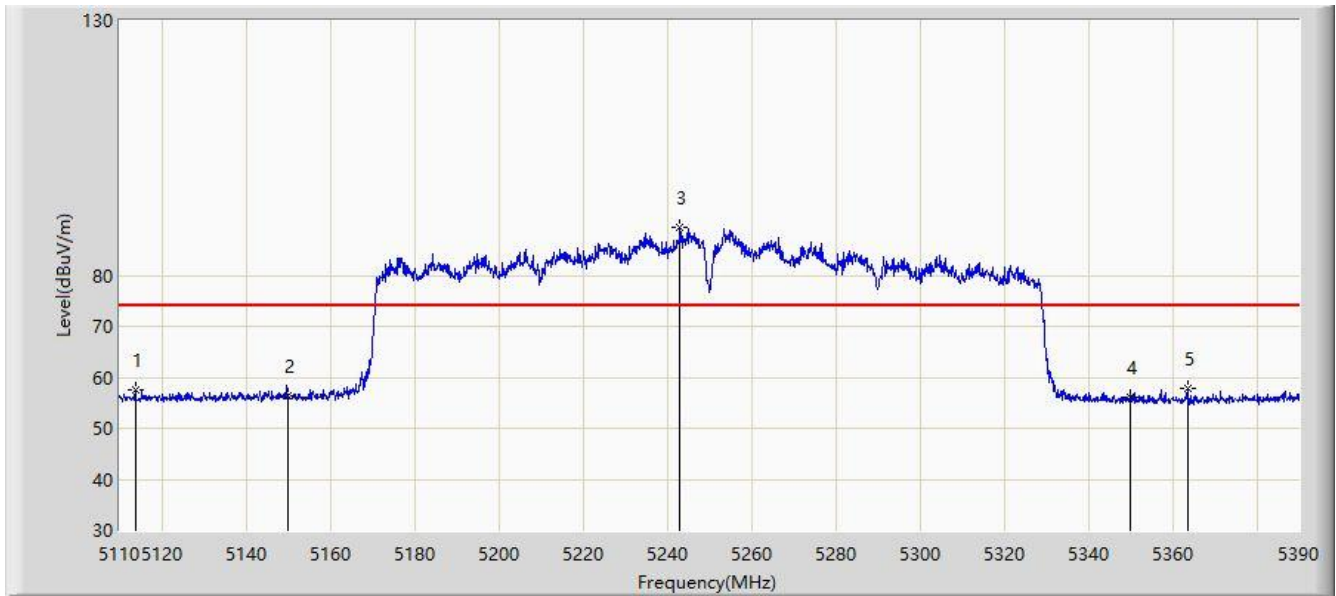
No	Mark	Frequency (MHz)	Measure Level (dBµV/m)	Reading Level (dBµV)	Margin (dB)	Limit (dBµV/m)	Factor (dB/m)	Type
1	*	5582.430	66.348	73.447	-1.852	68.200	-7.098	PK
2		5650.000	62.349	69.669	-5.851	68.200	-7.319	PK
3		5700.000	66.531	73.705	-38.669	105.200	-7.174	PK
4		5720.000	69.186	76.658	-41.614	110.800	-7.472	PK
5		5725.000	71.609	79.070	-50.591	122.200	-7.461	PK
6		5777.240	114.969	122.351	N/A	N/A	-7.382	PK
7		5850.000	66.270	73.507	-55.930	122.200	-7.237	PK
8		5855.000	65.808	73.026	-44.992	110.800	-7.217	PK
9		5875.000	64.061	71.413	-41.139	105.200	-7.352	PK
10		5925.000	63.009	70.135	-5.191	68.200	-7.126	PK
11		5945.600	65.067	72.049	-3.133	68.200	-6.982	PK

Note 1: " * ", means this data is the worst emission level.

Note 2: Measure Level (dBµV/m) = Reading Level (dBµV) + Factor (dB/m).

Note 3: Factor (dB/m) = Cable Loss (dB) + Antenna Factor (dB/m) - Pre_Amplifier Gain (dB).

Site: WZ-AC2	Test Date: 2024-02-26
Limit: FCC_5G_RE(3m)	Engineer: Dick Shen
Probe: BBHA9120D_1457_1-18GHz	Polarity: Horizontal
EUT: L23UGSR-5HaxD2HaxD-US	Power: AC 120V/60Hz
Test Mode: Transmit by 802.11ax-HE160 at 5290MHz	



No	Mark	Frequency (MHz)	Measure Level (dB μ V/m)	Reading Level (dB μ V)	Margin (dB)	Limit (dB μ V/m)	Factor (dB/m)	Type
1		5113.780	57.565	54.295	-16.435	74.000	3.270	PK
2		5150.000	56.455	52.973	-17.545	74.000	3.482	PK
3	*	5243.140	89.372	86.168	15.372	74.000	3.204	PK
4		5350.000	55.961	53.141	-18.039	74.000	2.820	PK
5		5363.540	57.750	54.912	-16.250	74.000	2.838	PK

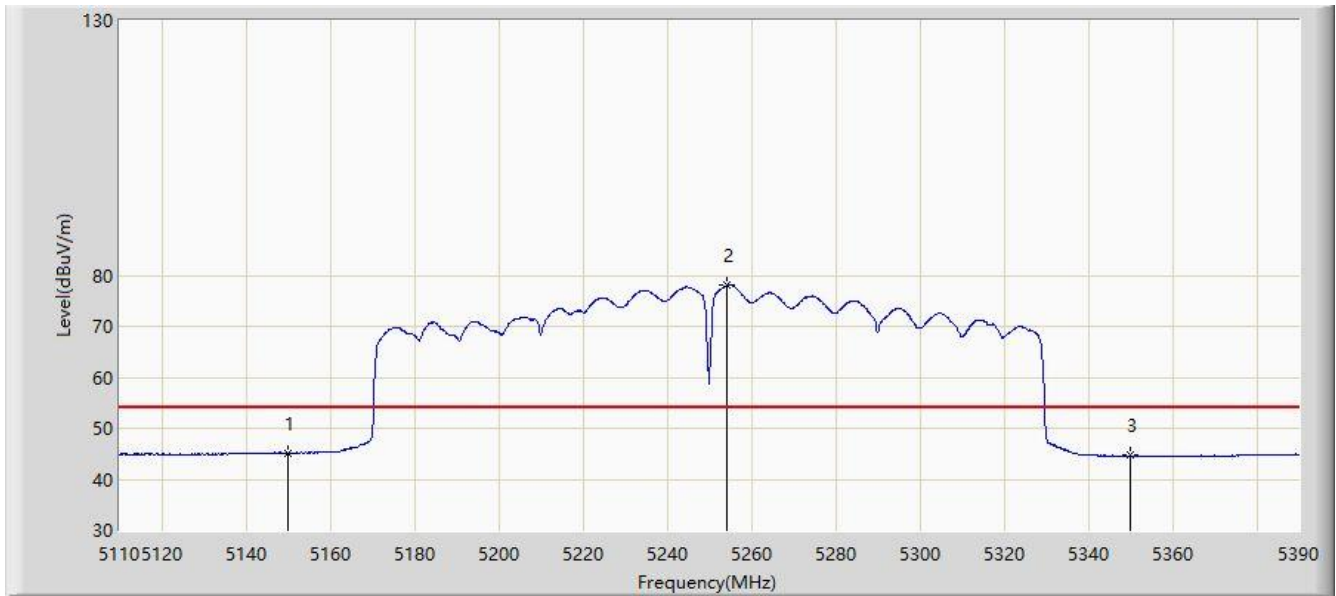
Note 1: " * ", means this data is the worst emission level.

Note 2: Measure Level (dB μ V/m) = Reading Level (dB μ V) + Factor (dB/m).

Note 3: Factor (dB/m) = Cable Loss (dB) + Antenna Factor (dB/m) - Pre_Amplifier Gain (dB).

Note 4: Average measurement was not performed when peak measure level was lower than the average limit.

Site: WZ-AC2	Test Date: 2024-02-26
Limit: FCC_5G_RE(3m)	Engineer: Dick Shen
Probe: BBHA9120D_1457_1-18GHz	Polarity: Horizontal
EUT: L23UGSR-5HaxD2HaxD-US	Power: AC 120V/60Hz
Test Mode: Transmit by 802.11ax-HE160 at 5290MHz	



No	Mark	Frequency (MHz)	Measure Level (dB μ V/m)	Reading Level (dB μ V)	Margin (dB)	Limit (dB μ V/m)	Factor (dB/m)	Type
1		5150.000	45.197	41.715	-8.803	54.000	3.482	AV
2	*	5254.200	78.019	74.924	24.019	54.000	3.095	AV
3		5350.000	44.641	41.821	-9.359	54.000	2.820	AV

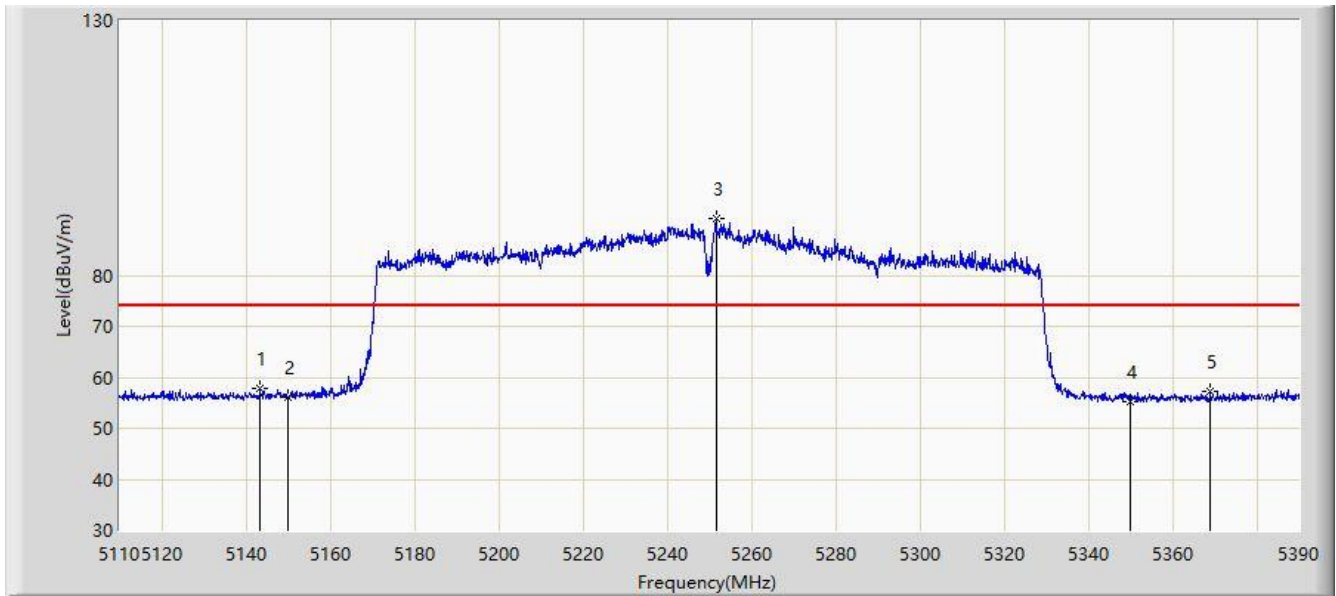
Note 1: " * ", means this data is the worst emission level.

Note 2: Measure Level (dB μ V/m) = Reading Level (dB μ V) + Factor (dB/m).

Note 3: Factor (dB/m) = Cable Loss (dB) + Antenna Factor (dB/m) - Pre_Amplifier Gain (dB).

Note 4: Average measurement was not performed when peak measure level was lower than the average limit.

Site: WZ-AC2	Test Date: 2024-02-26
Limit: FCC_5G_RE(3m)	Engineer: Dick Shen
Probe: BBHA9120D_1457_1-18GHz	Polarity: Vertical
EUT: L23UGSR-5HaxD2HaxD-US	Power: AC 120V/60Hz
Test Mode: Transmit by 802.11ax-HE160 at 5290MHz	



No	Mark	Frequency (MHz)	Measure Level (dBμV/m)	Reading Level (dBμV)	Margin (dB)	Limit (dBμV/m)	Factor (dB/m)	Type
1		5143.320	57.812	54.396	-16.188	74.000	3.417	PK
2		5150.000	56.037	52.555	-17.963	74.000	3.482	PK
3	*	5251.680	91.143	87.998	17.143	74.000	3.145	PK
4		5350.000	55.331	52.511	-18.669	74.000	2.820	PK
5		5369.000	57.296	54.435	-16.704	74.000	2.861	PK

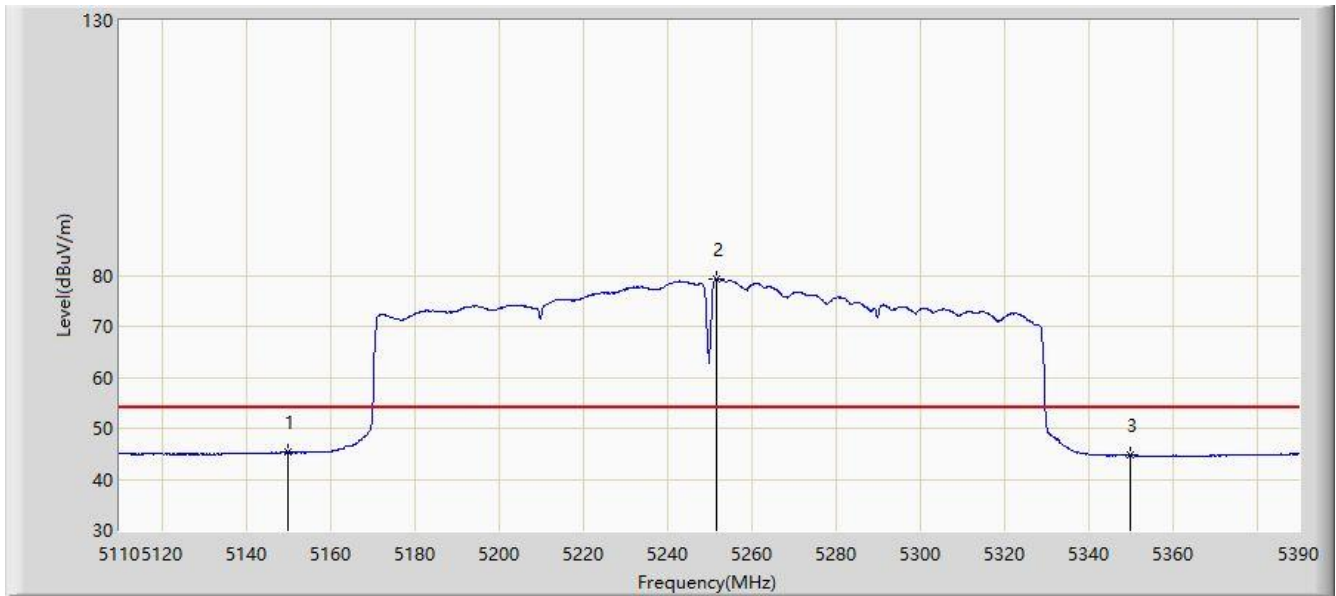
Note 1: " * ", means this data is the worst emission level.

Note 2: Measure Level (dBμV/m) = Reading Level (dBμV) + Factor (dB/m).

Note 3: Factor (dB/m) = Cable Loss (dB) + Antenna Factor (dB/m) - Pre_Amplifier Gain (dB).

Note 4: Average measurement was not performed when peak measure level was lower than the average limit.

Site: WZ-AC2	Test Date: 2024-02-26
Limit: FCC_5G_RE(3m)	Engineer: Dick Shen
Probe: BBHA9120D_1457_1-18GHz	Polarity: Vertical
EUT: L23UGSR-5HaxD2HaxD-US	Power: AC 120V/60Hz
Test Mode: Transmit by 802.11ax-HE160 at 5290MHz	



No	Mark	Frequency (MHz)	Measure Level (dB μ V/m)	Reading Level (dB μ V)	Margin (dB)	Limit (dB μ V/m)	Factor (dB/m)	Type
1		5150.000	45.268	41.786	-8.732	54.000	3.482	AV
2	*	5251.820	79.264	76.121	25.264	54.000	3.142	AV
3		5350.000	44.657	41.837	-9.343	54.000	2.820	AV

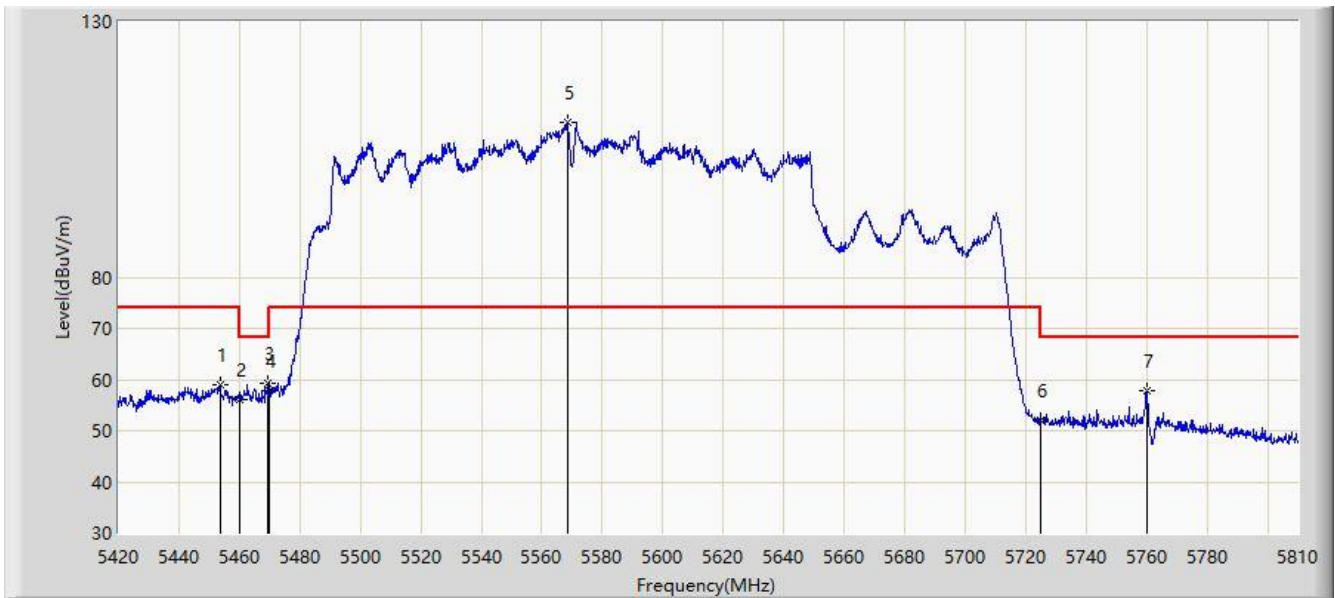
Note 1: " * ", means this data is the worst emission level.

Note 2: Measure Level (dB μ V/m) = Reading Level (dB μ V) + Factor (dB/m).

Note 3: Factor (dB/m) = Cable Loss (dB) + Antenna Factor (dB/m) - Pre_Amplifier Gain (dB).

Note 4: Average measurement was not performed when peak measure level was lower than the average limit.

Site: SIP-AC3	Test Date: 2023-10-09
Limit: FCC_5G_RE(3m)	Engineer: Arvin Ding
Probe: HF907_102861_1-18GHz	Polarity: Horizontal
EUT: L23UGSR-5HaxD2HaxD-US	Power: AC 120V/60Hz
Test Mode: Transmit by 802.11ax-HE160 at 5570MHz	



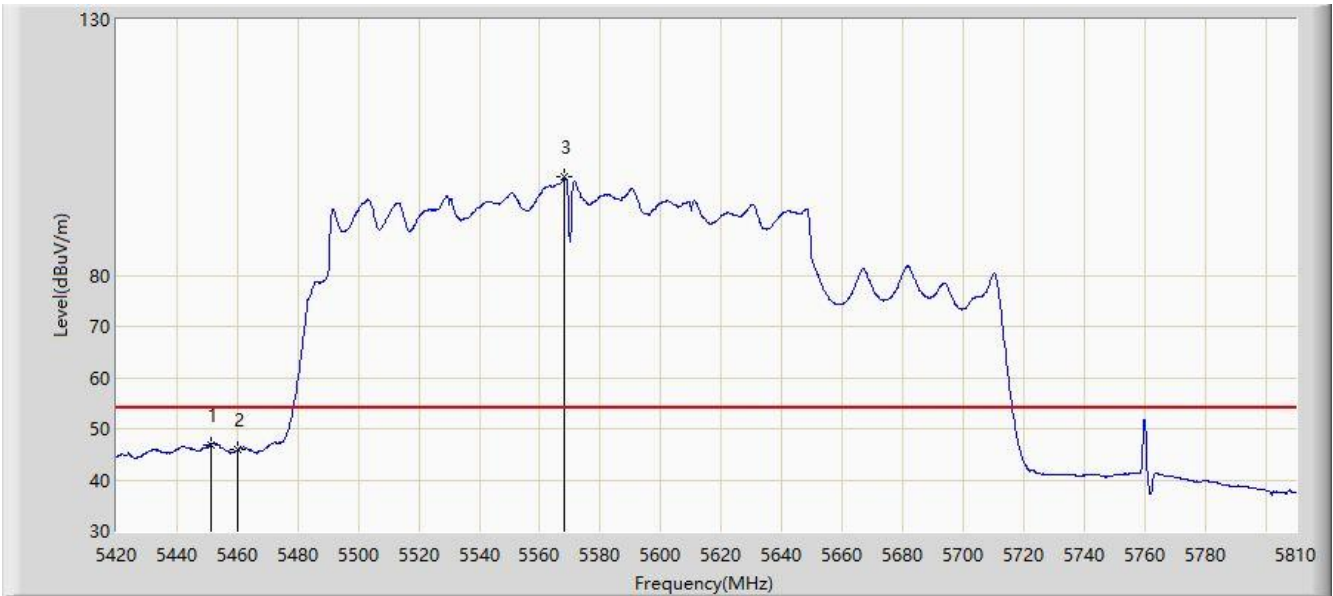
No	Mark	Frequency (MHz)	Measure Level (dBμV/m)	Reading Level (dBμV)	Margin (dB)	Limit (dBμV/m)	Factor (dB/m)	Type
1		5453.540	59.121	62.884	-14.879	74.000	-3.763	PK
2		5460.000	56.139	59.482	-12.061	68.200	-3.343	PK
3	*	5469.530	59.307	61.069	-8.893	68.200	-1.762	PK
4		5470.000	57.752	59.362	-10.448	68.200	-1.610	PK
5		5568.395	110.302	66.346	N/A	N/A	43.956	PK
6		5725.000	51.888	53.723	-16.312	68.200	-1.836	PK
7		5760.080	57.702	62.812	-10.498	68.200	-5.110	PK

Note 1: " * ", means this data is the worst emission level.

Note 2: Measure Level (dBμV/m) = Reading Level (dBμV) + Factor (dB/m).

Note 3: Factor (dB/m) = Cable Loss (dB) + Antenna Factor (dB/m) - Pre_Amplifier Gain (dB).

Site: SIP-AC3	Test Date: 2023-10-09
Limit: FCC_5G_RE(3m)	Engineer: Arvin Ding
Probe: HF907_102861_1-18GHz	Polarity: Horizontal
EUT: L23UGSR-5HaxD2HaxD-US	Power: AC 120V/60Hz
Test Mode: Transmit by 802.11ax-HE160 at 5570MHz	



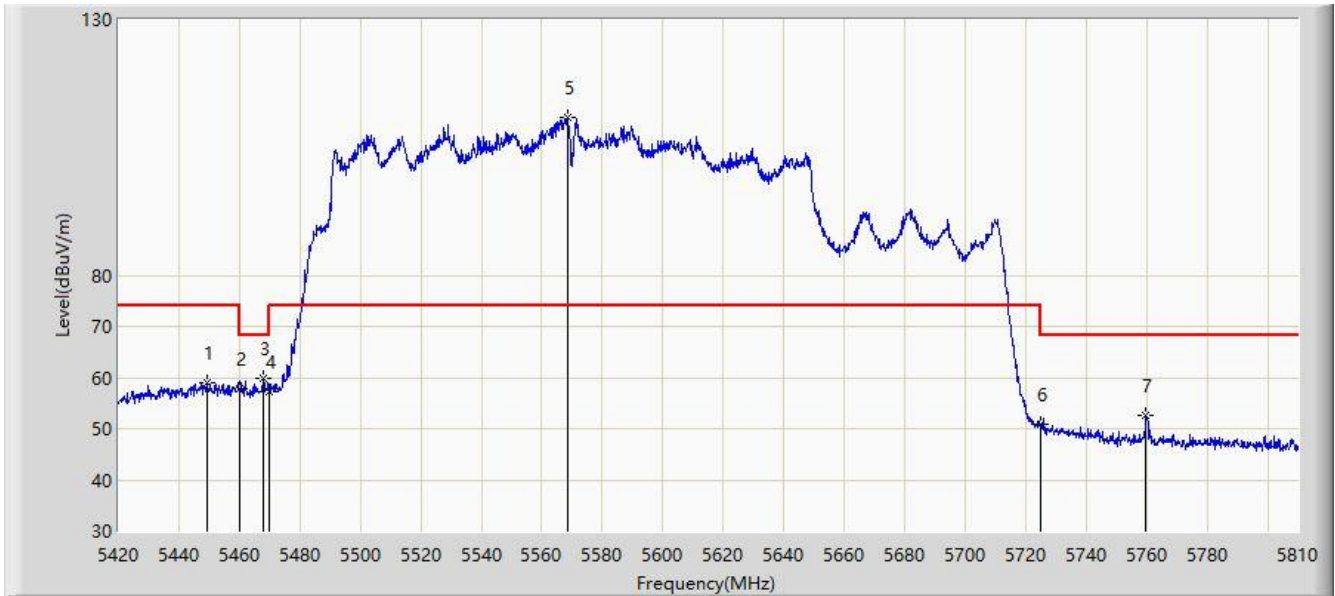
No	Mark	Frequency (MHz)	Measure Level (dBμV/m)	Reading Level (dBμV)	Margin (dB)	Limit (dBμV/m)	Factor (dB/m)	Type
1	*	5451.200	46.940	50.828	-7.060	54.000	-3.888	AV
2		5460.000	45.800	49.143	-8.200	54.000	-3.343	AV
3		5568.200	99.150	55.458	N/A	N/A	43.692	AV

Note 1: " * ", means this data is the worst emission level.

Note 2: Measure Level (dBμV/m) = Reading Level (dBμV) + Factor (dB/m).

Note 3: Factor (dB/m) = Cable Loss (dB) + Antenna Factor (dB/m) - Pre_Amplifier Gain (dB).

Site: SIP-AC3	Test Date: 2023-10-09
Limit: FCC_5G_RE(3m)	Engineer: Arvin Ding
Probe: HF907_102861_1-18GHz	Polarity: Vertical
EUT: L23UGSR-5HaxD2HaxD-US	Power: AC 120V/60Hz
Test Mode: Transmit by 802.11ax-HE160 at 5570MHz	



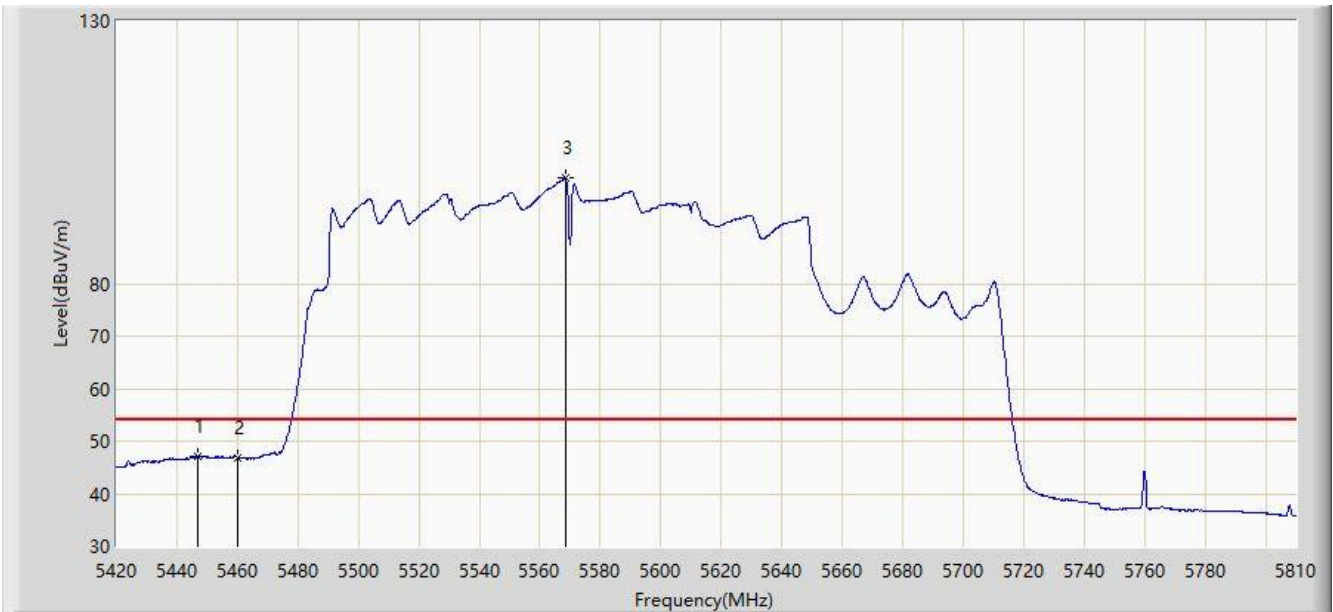
No	Mark	Frequency (MHz)	Measure Level (dBμV/m)	Reading Level (dBμV)	Margin (dB)	Limit (dBμV/m)	Factor (dB/m)	Type
1		5449.250	58.920	62.959	-15.080	74.000	-4.038	PK
2		5460.000	57.839	61.182	-10.361	68.200	-3.343	PK
3	*	5467.970	59.826	62.104	-8.374	68.200	-2.277	PK
4		5470.000	57.271	58.881	-10.929	68.200	-1.610	PK
5		5568.785	110.781	66.364	N/A	N/A	44.416	PK
6		5725.000	50.764	52.599	-17.436	68.200	-1.836	PK
7		5759.885	52.610	57.720	-15.590	68.200	-5.110	PK

Note 1: " * ", means this data is the worst emission level.

Note 2: Measure Level (dBμV/m) = Reading Level (dBμV) + Factor (dB/m).

Note 3: Factor (dB/m) = Cable Loss (dB) + Antenna Factor (dB/m) - Pre_Amplifier Gain (dB).

Site: SIP-AC3	Test Date: 2023-10-09
Limit: FCC_5G_RE(3m)	Engineer: Arvin Ding
Probe: HF907_102861_1-18GHz	Polarity: Vertical
EUT: L23UGSR-5HaxD2HaxD-US	Power: AC 120V/60Hz
Test Mode: Transmit by 802.11ax-HE160 at 5570MHz	



No	Mark	Frequency (MHz)	Measure Level (dBμV/m)	Reading Level (dBμV)	Margin (dB)	Limit (dBμV/m)	Factor (dB/m)	Type
1	*	5446.715	47.131	51.283	-6.869	54.000	-4.152	AV
2		5460.000	46.866	50.209	-7.134	54.000	-3.343	AV
3		5568.395	100.229	56.273	N/A	N/A	43.956	AV

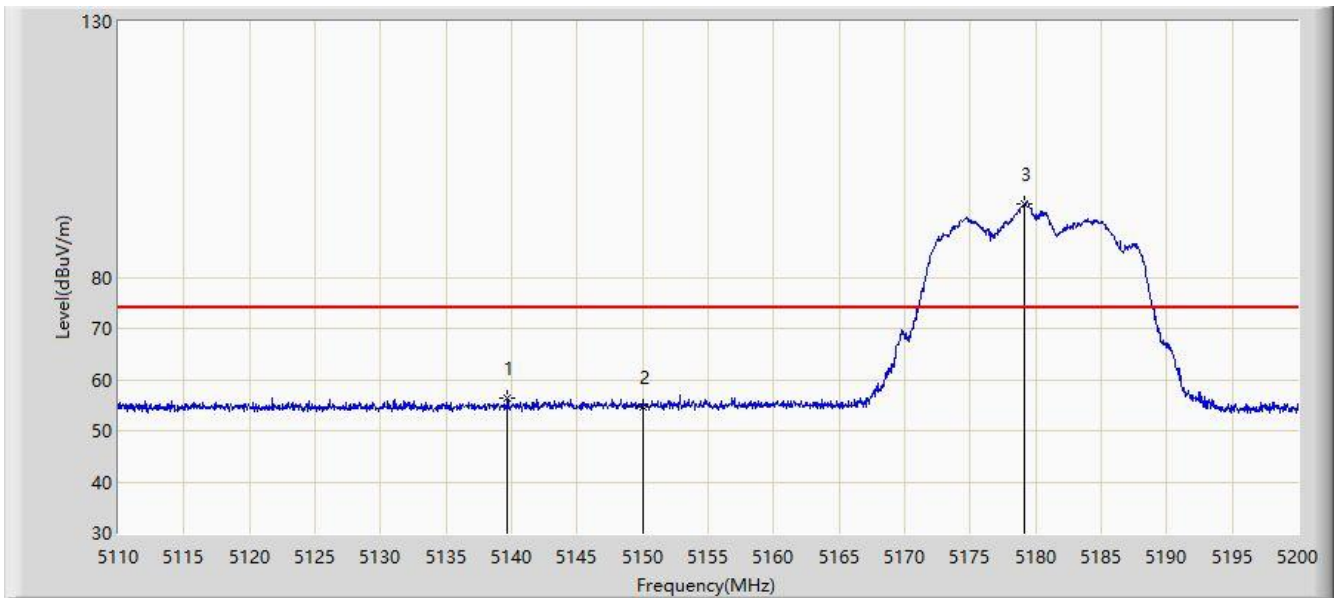
Note 1: " * ", means this data is the worst emission level.

Note 2: Measure Level (dBμV/m) = Reading Level (dBμV) + Factor (dB/m).

Note 3: Factor (dB/m) = Cable Loss (dB) + Antenna Factor (dB/m) - Pre_Amplifier Gain (dB).

L23UGSR-5HaxD2HaxD-NM-US + Omni antenna:

Site: WZ-AC2	Test Date: 2023-12-01
Limit: FCC_5G_RE(3m)	Engineer: Bob Zhang
Probe: BBHA9120D_1457_1-18GHz	Polarity: Horizontal
EUT: L23UGSR-5HaxD2HaxD-NM-US	Power: AC 120V/60Hz
Test Mode: Transmit by 802.11a at 5180MHz	



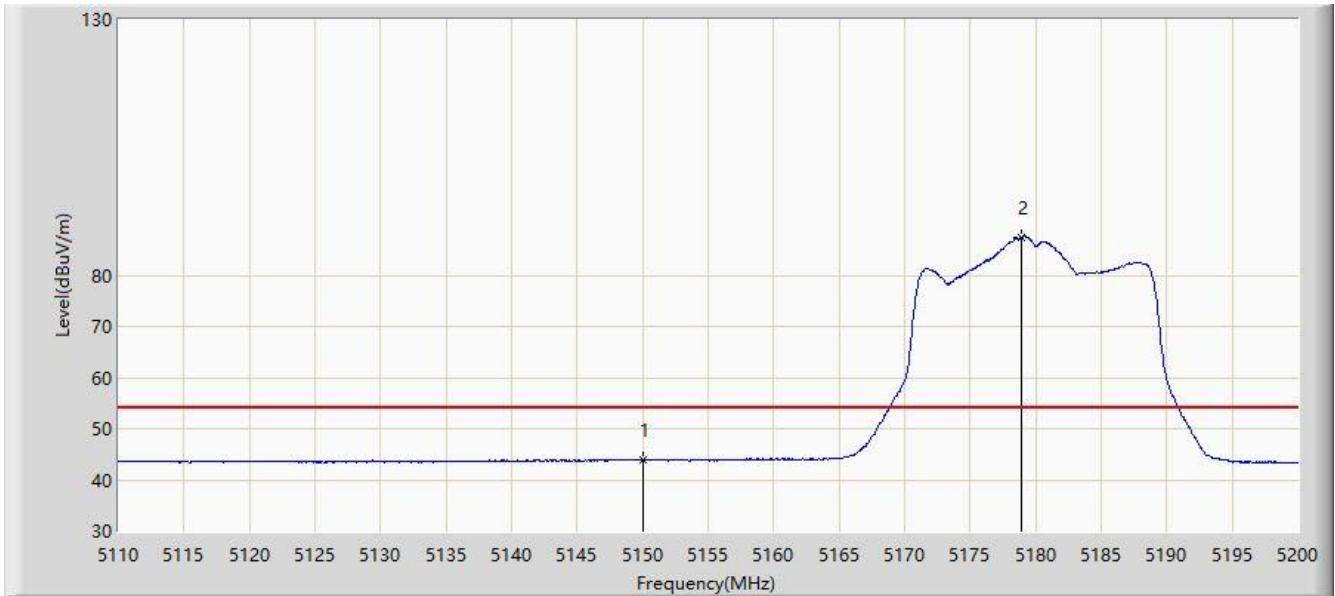
No	Mark	Frequency (MHz)	Measure Level (dB μ V/m)	Reading Level (dB μ V)	Margin (dB)	Limit (dB μ V/m)	Factor (dB/m)	Type
1	*	5139.700	56.370	52.999	-17.630	74.000	3.371	PK
2		5150.000	54.598	51.116	-19.402	74.000	3.482	PK
3		5179.120	94.451	91.164	N/A	N/A	3.287	PK

Note 1: " * ", means this data is the worst emission level.

Note 2: Measure Level (dB μ V/m) = Reading Level (dB μ V) + Factor (dB/m).

Note 3: Factor (dB/m) = Cable Loss (dB) + Antenna Factor (dB/m) - Pre_Amplifier Gain (dB).

Site: WZ-AC2	Test Date: 2023-12-01
Limit: FCC_5G_RE(3m)	Engineer: Bob Zhang
Probe: BBHA9120D_1457_1-18GHz	Polarity: Horizontal
EUT: L23UGSR-5HaxD2HaxD-NM-US	Power: AC 120V/60Hz
Test Mode: Transmit by 802.11a at 5180MHz	



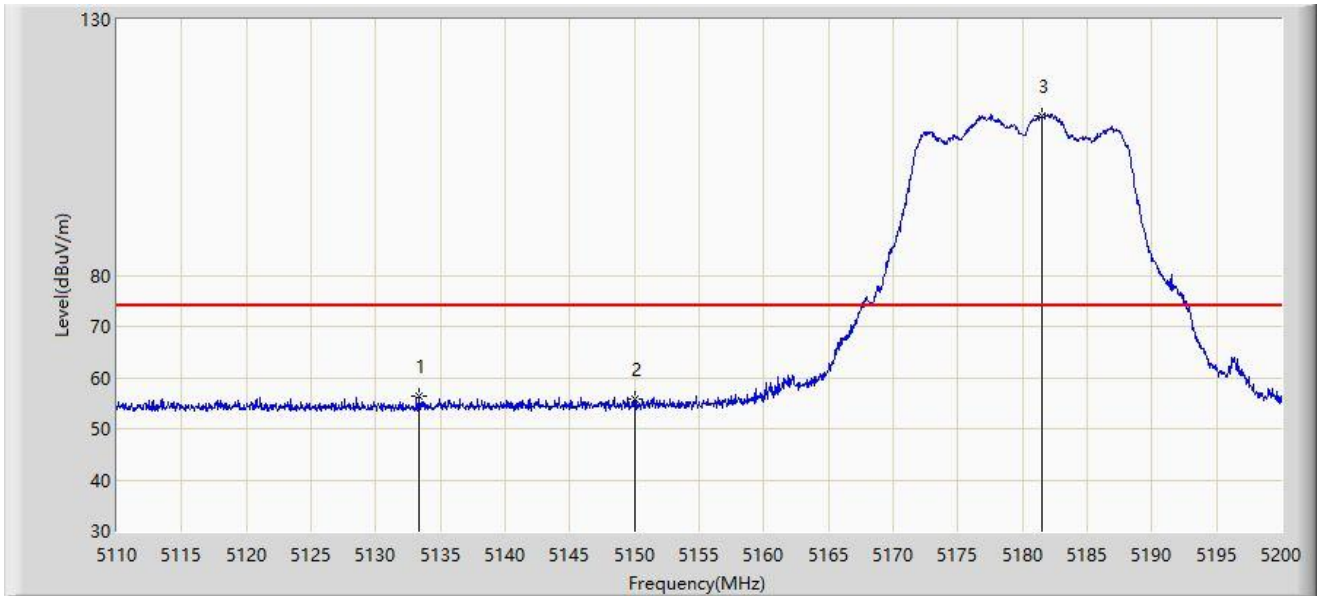
No	Mark	Frequency (MHz)	Measure Level (dB μ V/m)	Reading Level (dB μ V)	Margin (dB)	Limit (dB μ V/m)	Factor (dB/m)	Type
1	*	5150.000	43.889	40.407	-10.111	54.000	3.482	AV
2		5178.895	87.311	84.019	N/A	N/A	3.292	AV

Note 1: " * ", means this data is the worst emission level.

Note 2: Measure Level (dB μ V/m) = Reading Level (dB μ V) + Factor (dB/m).

Note 3: Factor (dB/m) = Cable Loss (dB) + Antenna Factor (dB/m) - Pre_Amplifier Gain (dB).

Site: WZ-AC2	Test Date: 2023-12-01
Limit: FCC_5G_RE(3m)	Engineer: Bob Zhang
Probe: BBHA9120D_1457_1-18GHz	Polarity: Vertical
EUT: L23UGSR-5HaxD2HaxD-NM-US	Power: AC 120V/60Hz
Test Mode: Transmit by 802.11a at 5180MHz	



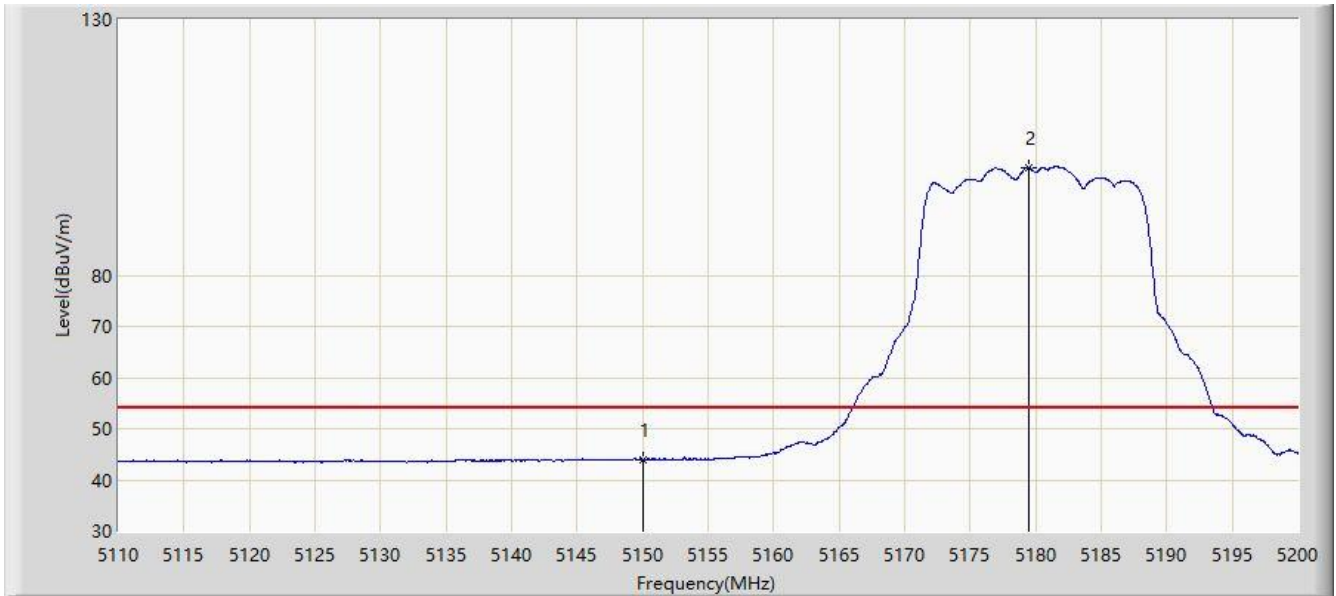
No	Mark	Frequency (MHz)	Measure Level (dB μ V/m)	Reading Level (dB μ V)	Margin (dB)	Limit (dB μ V/m)	Factor (dB/m)	Type
1	*	5133.400	56.379	53.088	-17.621	74.000	3.291	PK
2		5150.000	55.717	52.235	-18.283	74.000	3.482	PK
3		5181.460	111.213	107.972	N/A	N/A	3.241	PK

Note 1: " * ", means this data is the worst emission level.

Note 2: Measure Level (dB μ V/m) = Reading Level (dB μ V) + Factor (dB/m).

Note 3: Factor (dB/m) = Cable Loss (dB) + Antenna Factor (dB/m) - Pre_Amplifier Gain (dB).

Site: WZ-AC2	Test Date: 2023-12-01
Limit: FCC_5G_RE(3m)	Engineer: Bob Zhang
Probe: BBHA9120D_1457_1-18GHz	Polarity: Vertical
EUT: L23UGSR-5HaxD2HaxD-NM-US	Power: AC 120V/60Hz
Test Mode: Transmit by 802.11a at 5180MHz	



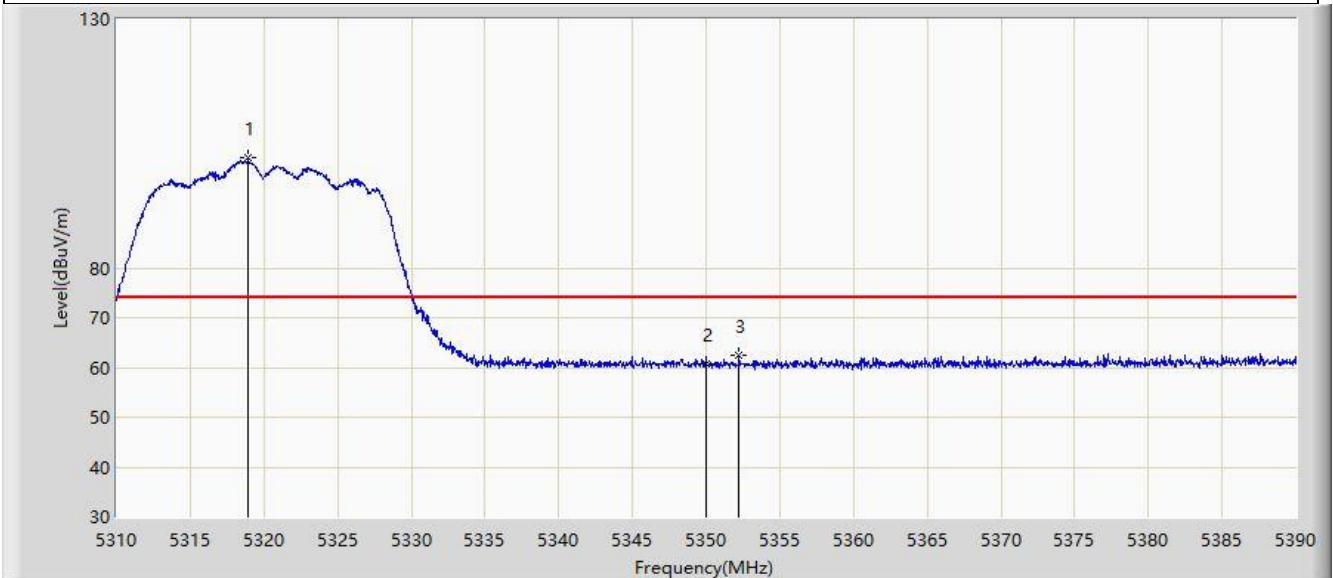
No	Mark	Frequency (MHz)	Measure Level (dB μ V/m)	Reading Level (dB μ V)	Margin (dB)	Limit (dB μ V/m)	Factor (dB/m)	Type
1	*	5150.000	44.021	40.539	-9.979	54.000	3.482	AV
2		5179.525	100.981	97.702	N/A	N/A	3.279	AV

Note 1: " * ", means this data is the worst emission level.

Note 2: Measure Level (dB μ V/m) = Reading Level (dB μ V) + Factor (dB/m).

Note 3: Factor (dB/m) = Cable Loss (dB) + Antenna Factor (dB/m) - Pre_Amplifier Gain (dB).

Site: WZ-AC2	Test Date: 2023-11-25
Limit: FCC_5G_RE(3m)	Engineer: Karl Gao
Probe: BBHA9120D_1457_1-18GHz	Polarity: Horizontal
EUT: L23UGSR-5HaxD2HaxD-NM-US	Power: AC 120V/60Hz
Test Mode: Transmit by 802.11a at 5320MHz	



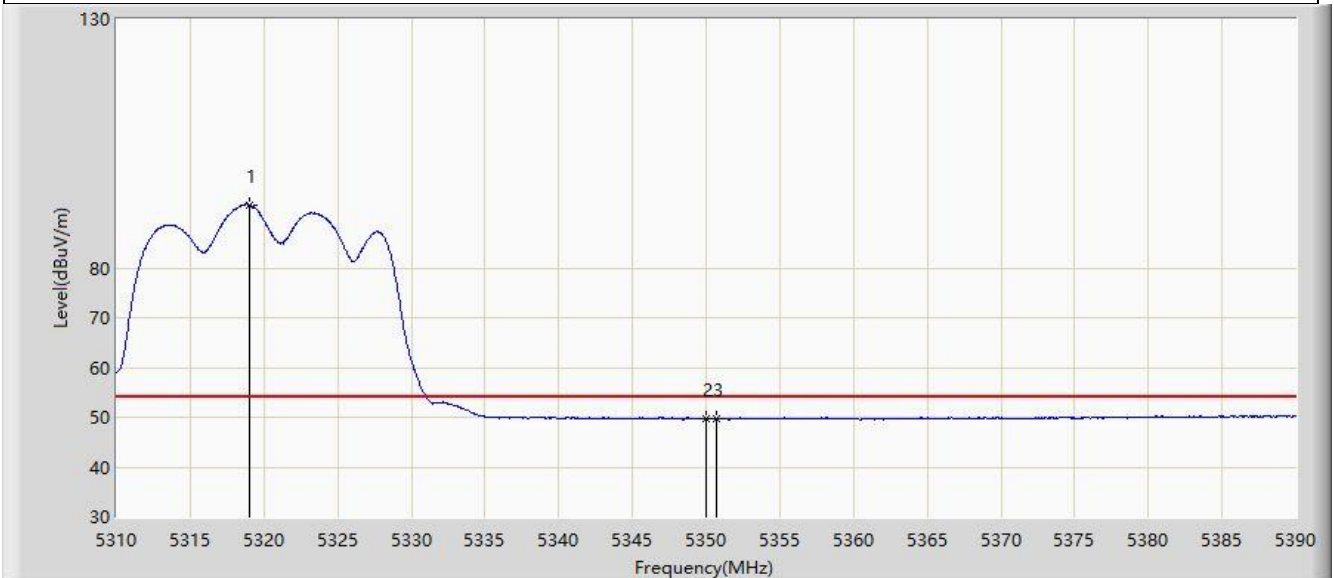
No	Mark	Frequency (MHz)	Measure Level (dB μ V/m)	Reading Level (dB μ V)	Margin (dB)	Limit (dB μ V/m)	Factor (dB/m)	Type
1		5318.960	102.151	99.142	N/A	N/A	3.009	PK
2		5350.000	60.837	58.017	-13.163	74.000	2.820	PK
3	*	5352.240	62.351	59.564	-11.649	74.000	2.787	PK

Note 1: " * ", means this data is the worst emission level.

Note 2: Measure Level (dB μ V/m) = Reading Level (dB μ V) + Factor (dB/m).

Note 3: Factor (dB/m) = Cable Loss (dB) + Antenna Factor (dB/m) - Pre_Amplifier Gain (dB).

Site: WZ-AC2	Test Date: 2023-11-25
Limit: FCC_5G_RE(3m)	Engineer: Karl Gao
Probe: BBHA9120D_1457_1-18GHz	Polarity: Horizontal
EUT: L23UGSR-5HaxD2HaxD-NM-US	Power: AC 120V/60Hz
Test Mode: Transmit by 802.11a at 5320MHz	



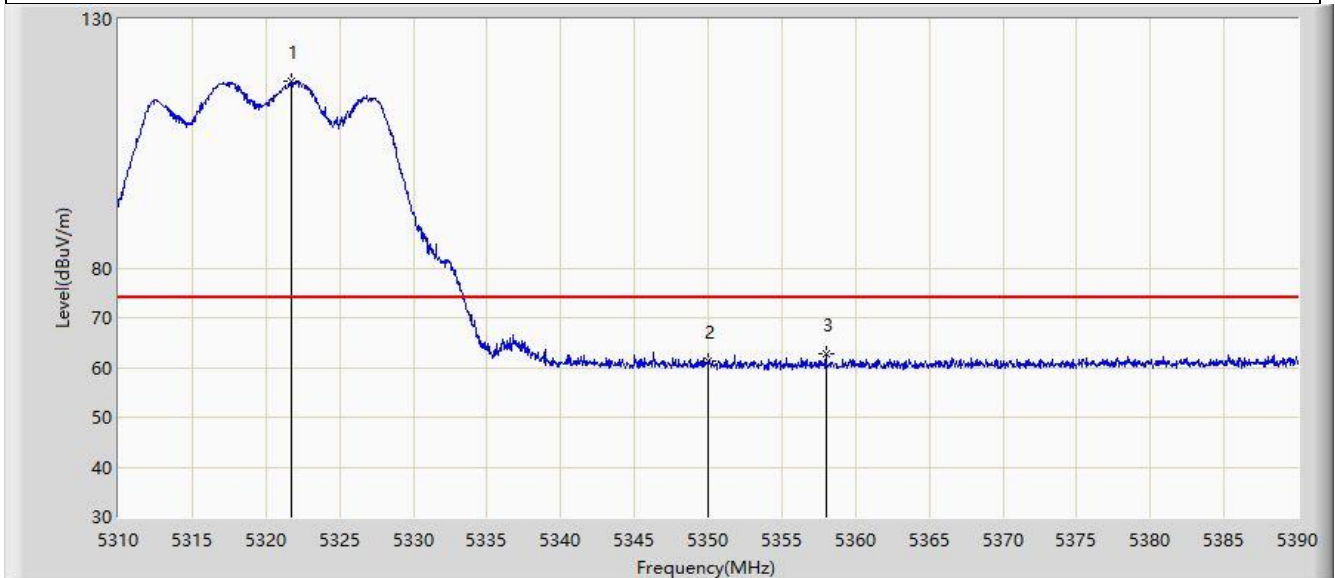
No	Mark	Frequency (MHz)	Measure Level (dBμV/m)	Reading Level (dBμV)	Margin (dB)	Limit (dBμV/m)	Factor (dB/m)	Type
1		5319.040	92.652	89.643	N/A	N/A	3.008	AV
2		5350.000	49.717	46.897	-4.283	54.000	2.820	AV
3	*	5350.720	49.842	47.034	-4.158	54.000	2.808	AV

Note 1: " * ", means this data is the worst emission level.

Note 2: Measure Level (dBμV/m) = Reading Level (dBμV) + Factor (dB/m).

Note 3: Factor (dB/m) = Cable Loss (dB) + Antenna Factor (dB/m) - Pre_Amplifier Gain (dB).

Site: WZ-AC2	Test Date: 2023-11-25
Limit: FCC_5G_RE(3m)	Engineer: Karl Gao
Probe: BBHA9120D_1457_1-18GHz	Polarity: Vertical
EUT: L23UGSR-5HaxD2HaxD-NM-US	Power: AC 120V/60Hz
Test Mode: Transmit by 802.11a at 5320MHz	



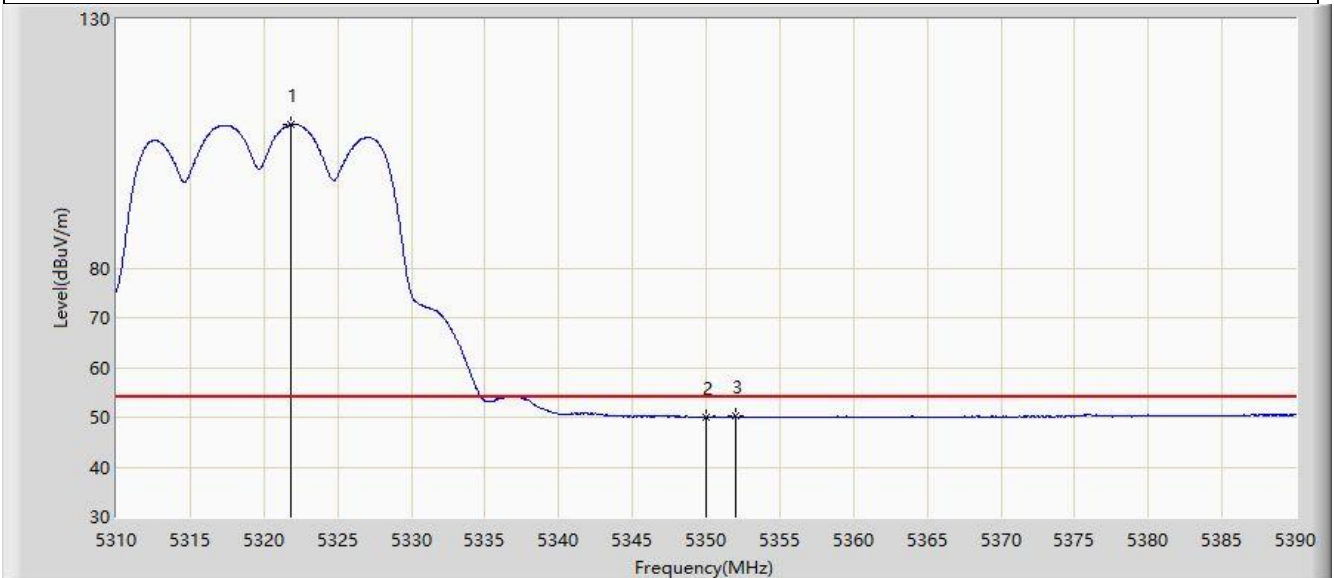
No	Mark	Frequency (MHz)	Measure Level (dBμV/m)	Reading Level (dBμV)	Margin (dB)	Limit (dBμV/m)	Factor (dB/m)	Type
1		5321.680	117.487	114.483	N/A	N/A	3.004	PK
2		5350.000	61.212	58.392	-12.788	74.000	2.820	PK
3	*	5358.000	62.726	59.913	-11.274	74.000	2.814	PK

Note 1: " * ", means this data is the worst emission level.

Note 2: Measure Level (dBμV/m) = Reading Level (dBμV) + Factor (dB/m).

Note 3: Factor (dB/m) = Cable Loss (dB) + Antenna Factor (dB/m) - Pre_Amplifier Gain (dB).

Site: WZ-AC2	Test Date: 2023-11-25
Limit: FCC_5G_RE(3m)	Engineer: Karl Gao
Probe: BBHA9120D_1457_1-18GHz	Polarity: Vertical
EUT: L23UGSR-5HaxD2HaxD-NM-US	Power: AC 120V/60Hz
Test Mode: Transmit by 802.11a at 5320MHz	



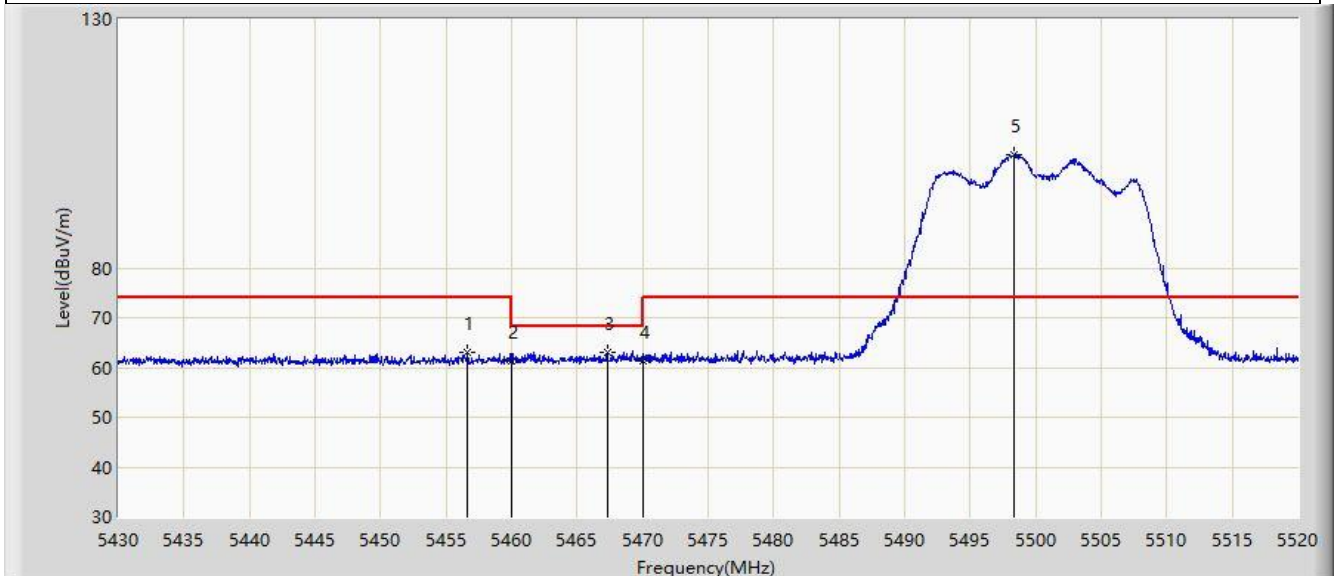
No	Mark	Frequency (MHz)	Measure Level (dBµV/m)	Reading Level (dBµV)	Margin (dB)	Limit (dBµV/m)	Factor (dB/m)	Type
1		5321.840	108.781	105.777	N/A	N/A	3.003	AV
2		5350.000	49.927	47.107	-4.073	54.000	2.820	AV
3	*	5351.960	50.233	47.446	-3.767	54.000	2.787	AV

Note 1: " * ", means this data is the worst emission level.

Note 2: Measure Level (dBµV/m) = Reading Level (dBµV) + Factor (dB/m).

Note 3: Factor (dB/m) = Cable Loss (dB) + Antenna Factor (dB/m) - Pre_Amplifier Gain (dB).

Site: WZ-AC2	Test Date: 2023-11-25
Limit: FCC_5G_RE(3m)	Engineer: Karl Gao
Probe: BBHA9120D_1457_1-18GHz	Polarity: Horizontal
EUT: L23UGSR-5HaxD2HaxD-NM-US	Power: AC 120V/60Hz
Test Mode: Transmit by 802.11a at 5500MHz	



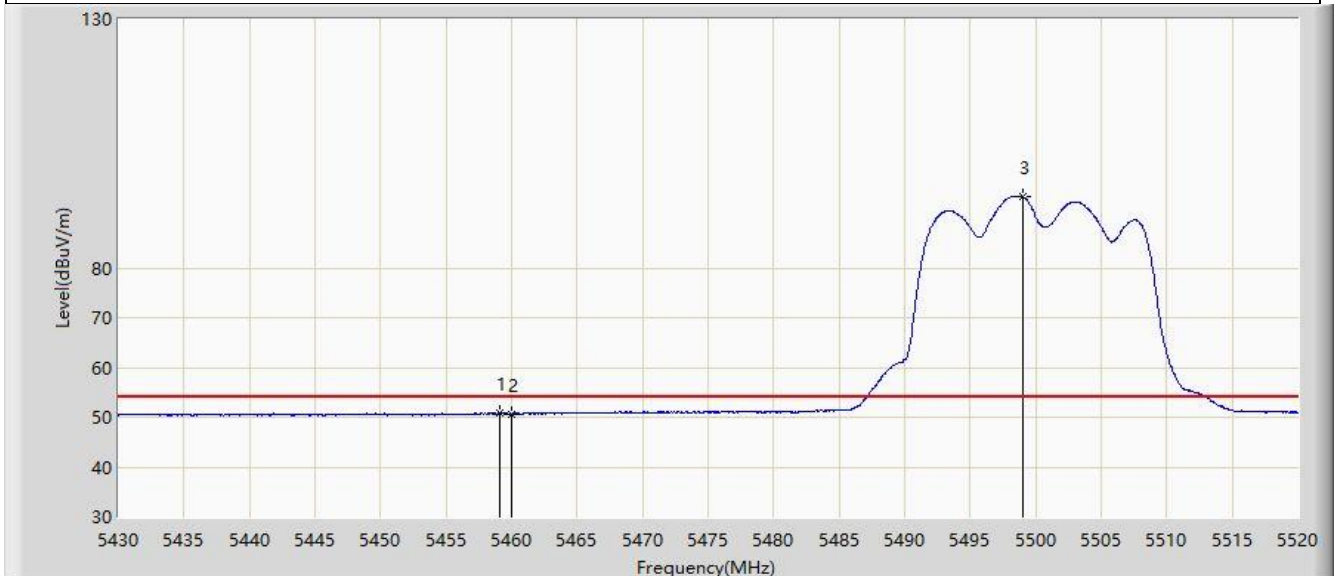
No	Mark	Frequency (MHz)	Measure Level (dBμV/m)	Reading Level (dBμV)	Margin (dB)	Limit (dBμV/m)	Factor (dB/m)	Type
1		5456.640	63.180	60.095	-10.820	74.000	3.086	PK
2		5460.000	61.441	58.292	-12.559	74.000	3.149	PK
3	*	5467.305	62.966	59.676	-5.234	68.200	3.290	PK
4		5470.000	61.439	58.097	-6.761	68.200	3.341	PK
5		5498.355	102.860	99.663	N/A	N/A	3.197	PK

Note 1: " * ", means this data is the worst emission level.

Note 2: Measure Level (dBμV/m) = Reading Level (dBμV) + Factor (dB/m).

Note 3: Factor (dB/m) = Cable Loss (dB) + Antenna Factor (dB/m) - Pre_Amplifier Gain (dB).

Site: WZ-AC2	Test Date: 2023-11-25
Limit: FCC_5G_RE(3m)	Engineer: Karl Gao
Probe: BBHA9120D_1457_1-18GHz	Polarity: Horizontal
EUT: L23UGSR-5HaxD2HaxD-NM-US	Power: AC 120V/60Hz
Test Mode: Transmit by 802.11a at 5500MHz	



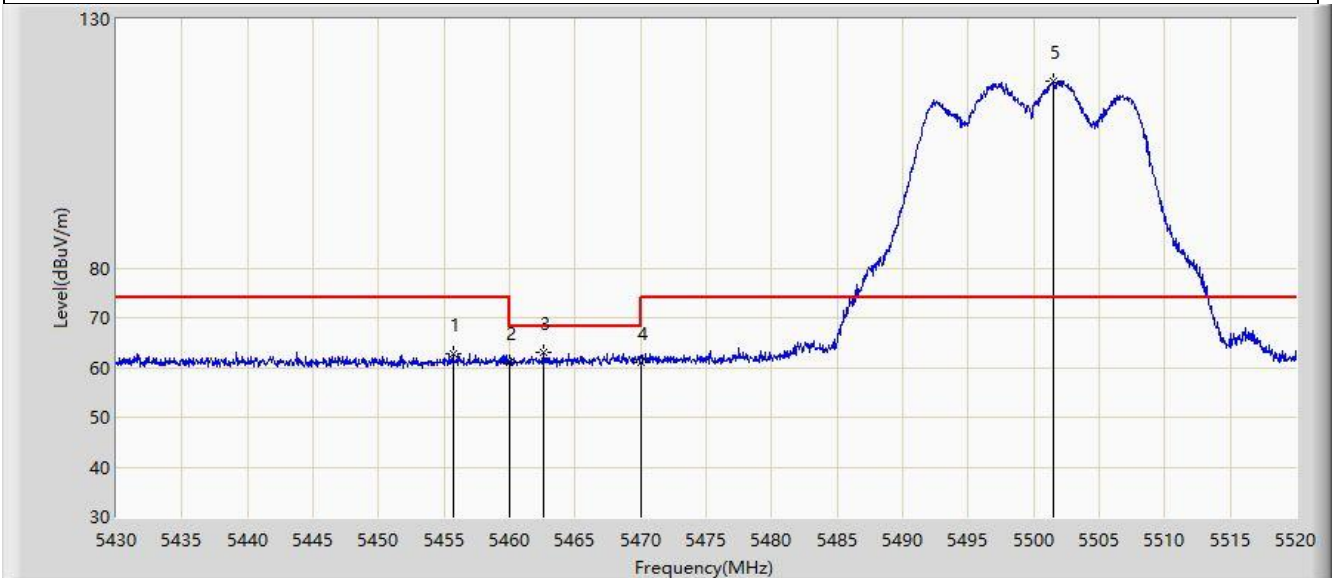
No	Mark	Frequency (MHz)	Measure Level (dB μ V/m)	Reading Level (dB μ V)	Margin (dB)	Limit (dB μ V/m)	Factor (dB/m)	Type
1	*	5459.115	50.868	47.736	-3.132	54.000	3.132	AV
2		5460.000	50.703	47.554	-3.297	54.000	3.149	AV
3		5499.075	94.206	91.014	N/A	N/A	3.192	AV

Note 1: " * ", means this data is the worst emission level.

Note 2: Measure Level (dB μ V/m) = Reading Level (dB μ V) + Factor (dB/m).

Note 3: Factor (dB/m) = Cable Loss (dB) + Antenna Factor (dB/m) - Pre_Amplifier Gain (dB).

Site: WZ-AC2	Test Date: 2023-11-25
Limit: FCC_5G_RE(3m)	Engineer: Karl Gao
Probe: BBHA9120D_1457_1-18GHz	Polarity: Vertical
EUT: L23UGSR-5HaxD2HaxD-NM-US	Power: AC 120V/60Hz
Test Mode: Transmit by 802.11a at 5500MHz	



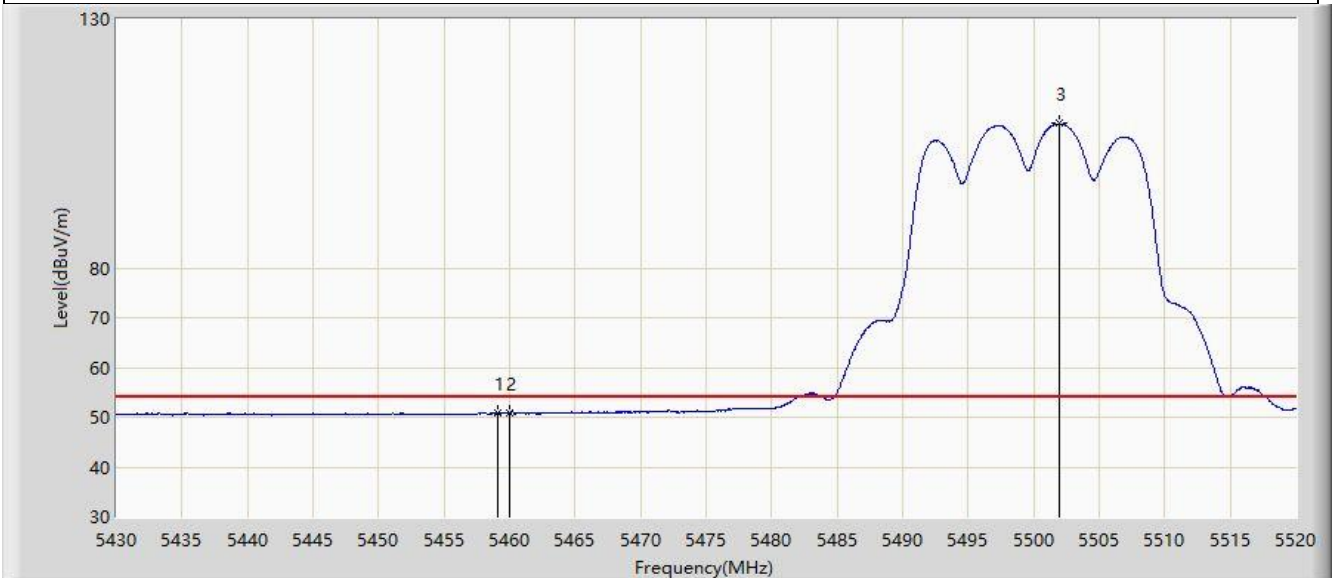
No	Mark	Frequency (MHz)	Measure Level (dBμV/m)	Reading Level (dBμV)	Margin (dB)	Limit (dBμV/m)	Factor (dB/m)	Type
1		5455.695	62.813	59.742	-11.187	74.000	3.071	PK
2		5460.000	61.066	57.917	-12.934	74.000	3.149	PK
3	*	5462.625	62.977	59.777	-5.223	68.200	3.200	PK
4		5470.000	60.880	57.538	-7.320	68.200	3.341	PK
5		5501.460	117.564	114.389	N/A	N/A	3.175	PK

Note 1: " * ", means this data is the worst emission level.

Note 2: Measure Level (dBμV/m) = Reading Level (dBμV) + Factor (dB/m).

Note 3: Factor (dB/m) = Cable Loss (dB) + Antenna Factor (dB/m) - Pre_Amplifier Gain (dB).

Site: WZ-AC2	Test Date: 2023-11-25
Limit: FCC_5G_RE(3m)	Engineer: Karl Gao
Probe: BBHA9120D_1457_1-18GHz	Polarity: Vertical
EUT: L23UGSR-5HaxD2HaxD-NM-US	Power: AC 120V/60Hz
Test Mode: Transmit by 802.11a at 5500MHz	



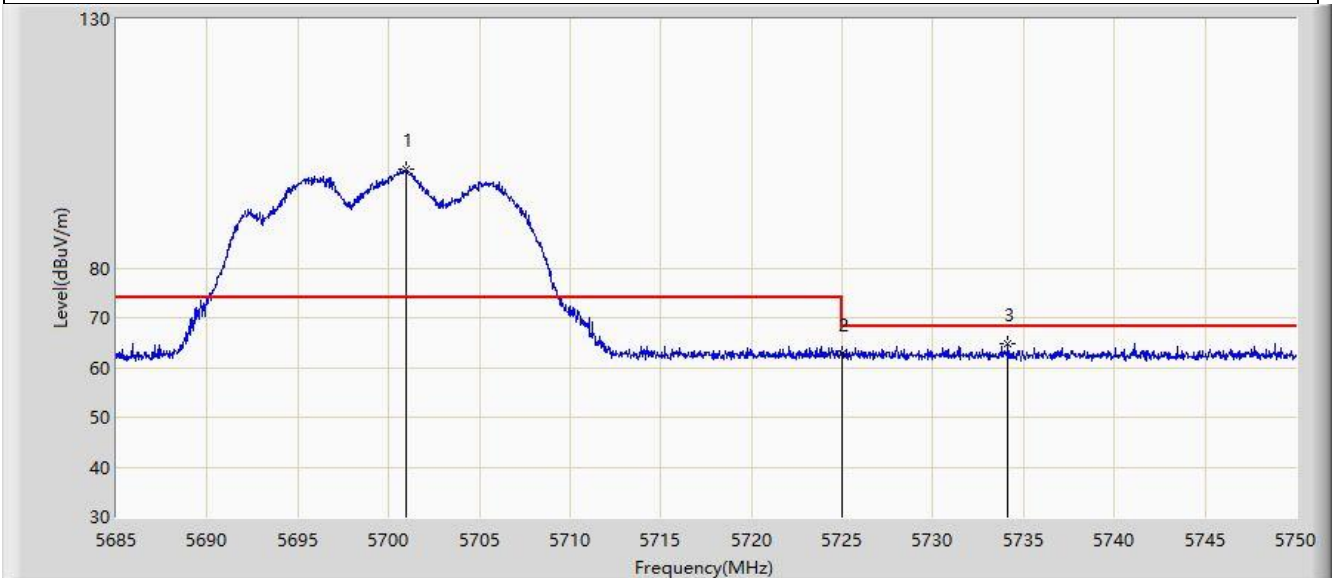
No	Mark	Frequency (MHz)	Measure Level (dB μ V/m)	Reading Level (dB μ V)	Margin (dB)	Limit (dB μ V/m)	Factor (dB/m)	Type
1	*	5459.115	50.993	47.861	-3.007	54.000	3.132	AV
2		5460.000	50.820	47.671	-3.180	54.000	3.149	AV
3		5501.910	109.052	105.880	N/A	N/A	3.172	AV

Note 1: " * ", means this data is the worst emission level.

Note 2: Measure Level (dB μ V/m) = Reading Level (dB μ V) + Factor (dB/m).

Note 3: Factor (dB/m) = Cable Loss (dB) + Antenna Factor (dB/m) - Pre_Amplifier Gain (dB).

Site: WZ-AC2	Test Date: 2023-11-25
Limit: FCC_5G_RE(3m)	Engineer: Karl Gao
Probe: BBHA9120D_1457_1-18GHz	Polarity: Horizontal
EUT: L23UGSR-5HaxD2HaxD-NM-US	Power: AC 120V/60Hz
Test Mode: Transmit by 802.11a at 5700MHz	



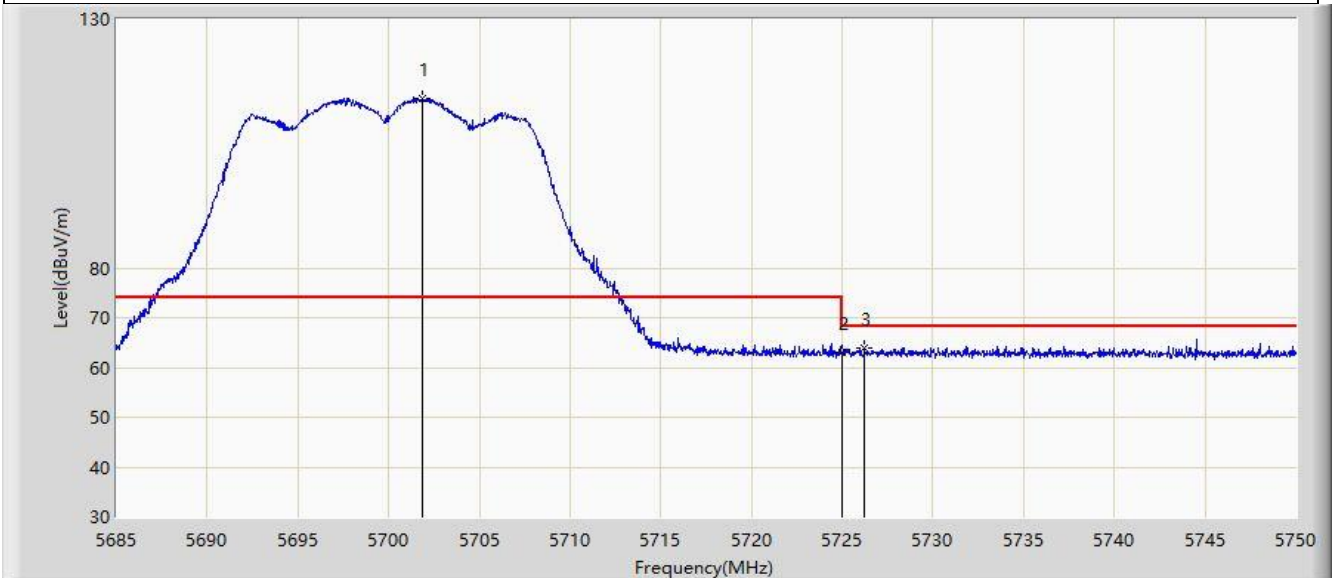
No	Mark	Frequency (MHz)	Measure Level (dB μ V/m)	Reading Level (dB μ V)	Margin (dB)	Limit (dB μ V/m)	Factor (dB/m)	Type
1		5700.925	99.750	95.299	N/A	N/A	4.451	PK
2		5725.000	62.898	58.195	-5.302	68.200	4.703	PK
3	*	5734.140	64.651	60.080	-3.549	68.200	4.571	PK

Note 1: " * ", means this data is the worst emission level.

Note 2: Measure Level (dB μ V/m) = Reading Level (dB μ V) + Factor (dB/m).

Note 3: Factor (dB/m) = Cable Loss (dB) + Antenna Factor (dB/m) - Pre_Amplifier Gain (dB).

Site: WZ-AC2	Test Date: 2023-11-25
Limit: FCC_5G_RE(3m)	Engineer: Karl Gao
Probe: BBHA9120D_1457_1-18GHz	Polarity: Vertical
EUT: L23UGSR-5HaxD2HaxD-NM-US	Power: AC 120V/60Hz
Test Mode: Transmit by 802.11a at 5700MHz	



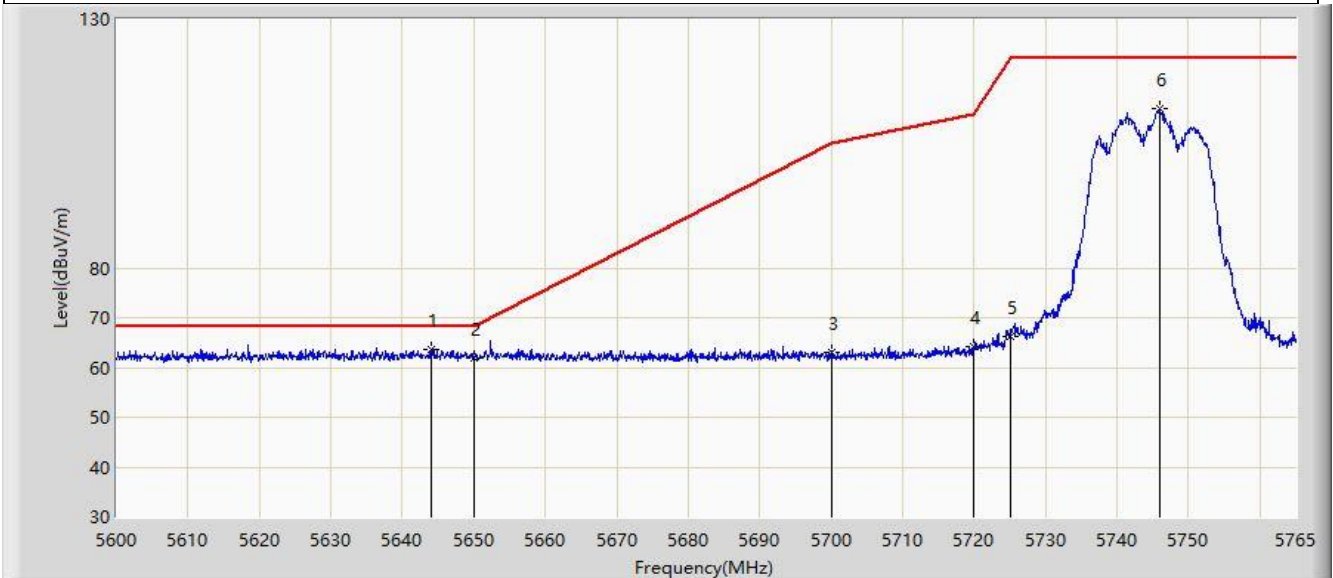
No	Mark	Frequency (MHz)	Measure Level (dB μ V/m)	Reading Level (dB μ V)	Margin (dB)	Limit (dB μ V/m)	Factor (dB/m)	Type
1		5701.835	114.033	109.568	N/A	N/A	4.465	PK
2		5725.000	62.911	58.208	-5.289	68.200	4.703	PK
3	*	5726.210	63.997	59.288	-4.203	68.200	4.709	PK

Note 1: " * ", means this data is the worst emission level.

Note 2: Measure Level (dB μ V/m) = Reading Level (dB μ V) + Factor (dB/m).

Note 3: Factor (dB/m) = Cable Loss (dB) + Antenna Factor (dB/m) - Pre_Amplifier Gain (dB).

Site: WZ-AC2	Test Date: 2023-11-25
Limit: FCC_5.8G_RE(3m)	Engineer: Karl Gao
Probe: BBHA9120D_1457_1-18GHz	Polarity: Horizontal
EUT: L23UGSR-5HaxD2HaxD-NM-US	Power: AC 120V/60Hz
Test Mode: Transmit by 802.11a at 5745MHz	



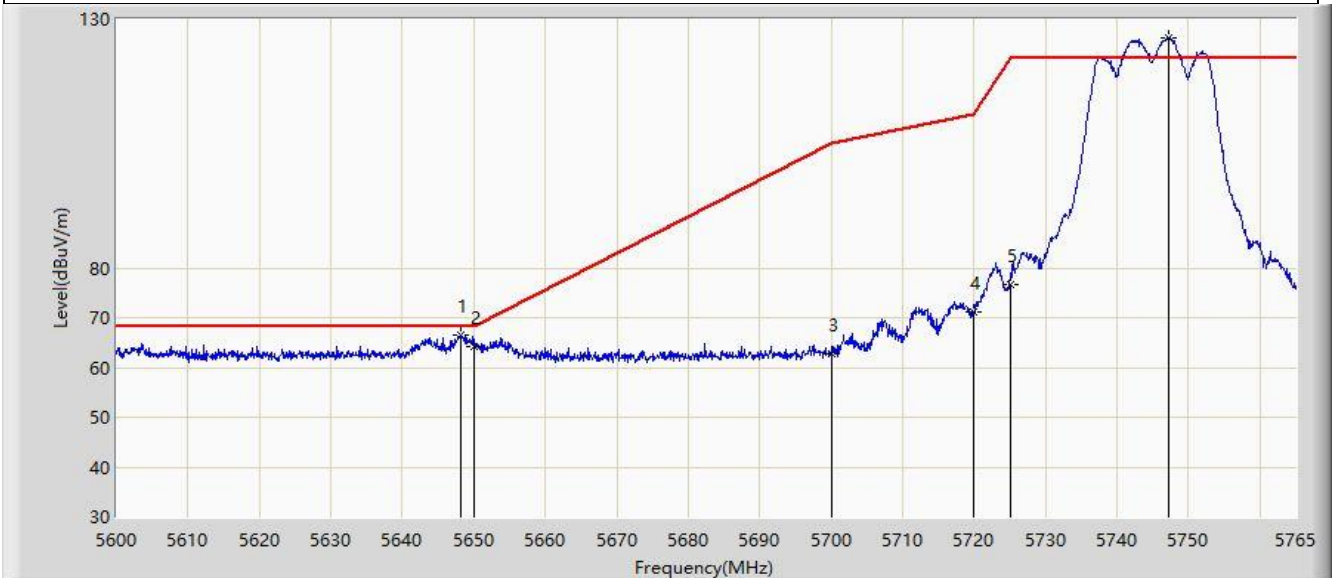
No	Mark	Frequency (MHz)	Measure Level (dB μ V/m)	Reading Level (dB μ V)	Margin (dB)	Limit (dB μ V/m)	Factor (dB/m)	Type
1	*	5644.055	63.744	59.592	-4.456	68.200	4.151	PK
2		5650.000	61.930	57.807	-6.270	68.200	4.122	PK
3		5700.000	63.110	58.673	-42.090	105.200	4.437	PK
4		5720.000	64.340	59.676	-46.460	110.800	4.663	PK
5		5725.000	66.157	61.454	-56.043	122.200	4.703	PK
6		5745.942	111.964	107.532	N/A	N/A	4.433	PK

Note 1: " * ", means this data is the worst emission level.

Note 2: Measure Level (dB μ V/m) = Reading Level (dB μ V) + Factor (dB/m).

Note 3: Factor (dB/m) = Cable Loss (dB) + Antenna Factor (dB/m) - Pre_Amplifier Gain (dB).

Site: WZ-AC2	Test Date: 2023-11-25
Limit: FCC_5.8G_RE(3m)	Engineer: Karl Gao
Probe: BBHA9120D_1457_1-18GHz	Polarity: Vertical
EUT: L23UGSR-5HaxD2HaxD-NM-US	Power: AC 120V/60Hz
Test Mode: Transmit by 802.11a at 5745MHz	



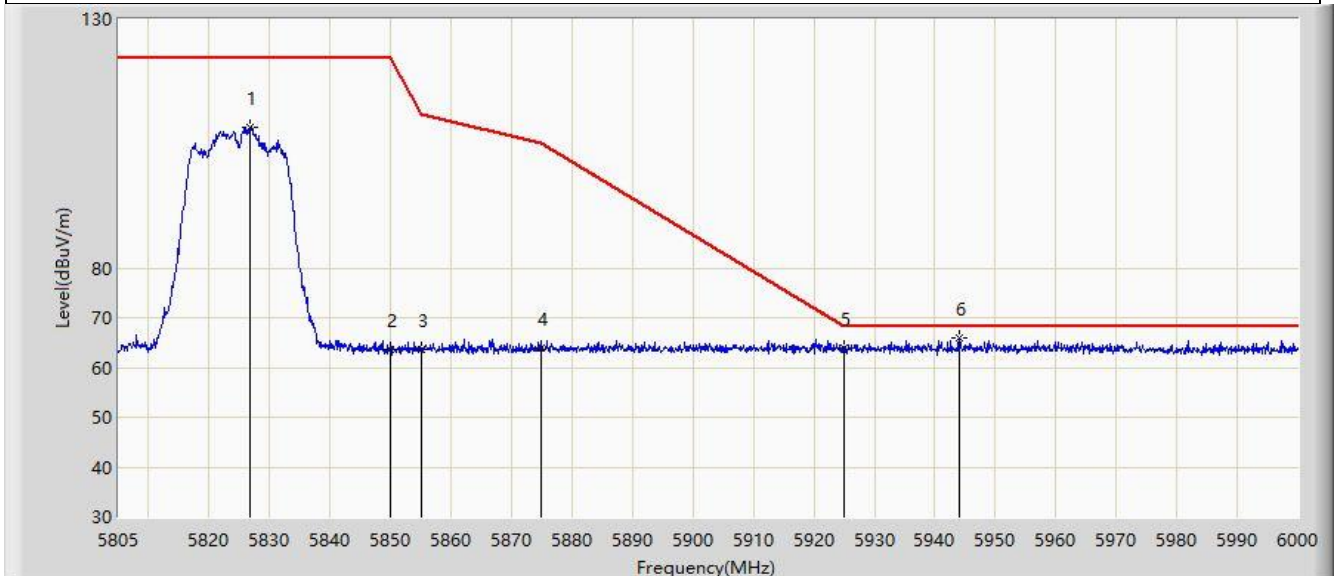
No	Mark	Frequency (MHz)	Measure Level (dBμV/m)	Reading Level (dBμV)	Margin (dB)	Limit (dBμV/m)	Factor (dB/m)	Type
1	*	5648.098	66.621	62.489	-1.579	68.200	4.131	PK
2		5650.000	64.344	60.221	-3.856	68.200	4.122	PK
3		5700.000	62.850	58.413	-42.350	105.200	4.437	PK
4		5720.000	71.031	66.367	-39.769	110.800	4.663	PK
5		5725.000	76.748	72.045	-45.452	122.200	4.703	PK
6		5747.180	126.168	121.721	N/A	N/A	4.447	PK

Note 1: " * ", means this data is the worst emission level.

Note 2: Measure Level (dBμV/m) = Reading Level (dBμV) + Factor (dB/m).

Note 3: Factor (dB/m) = Cable Loss (dB) + Antenna Factor (dB/m) - Pre_Amplifier Gain (dB).

Site: WZ-AC2	Test Date: 2023-11-25
Limit: FCC_5.8G_RE(3m)	Engineer: Karl Gao
Probe: BBHA9120D_1457_1-18GHz	Polarity: Horizontal
EUT: L23UGSR-5HaxD2HaxD-NM-US	Power: AC 120V/60Hz
Test Mode: Transmit by 802.11a at 5825MHz	



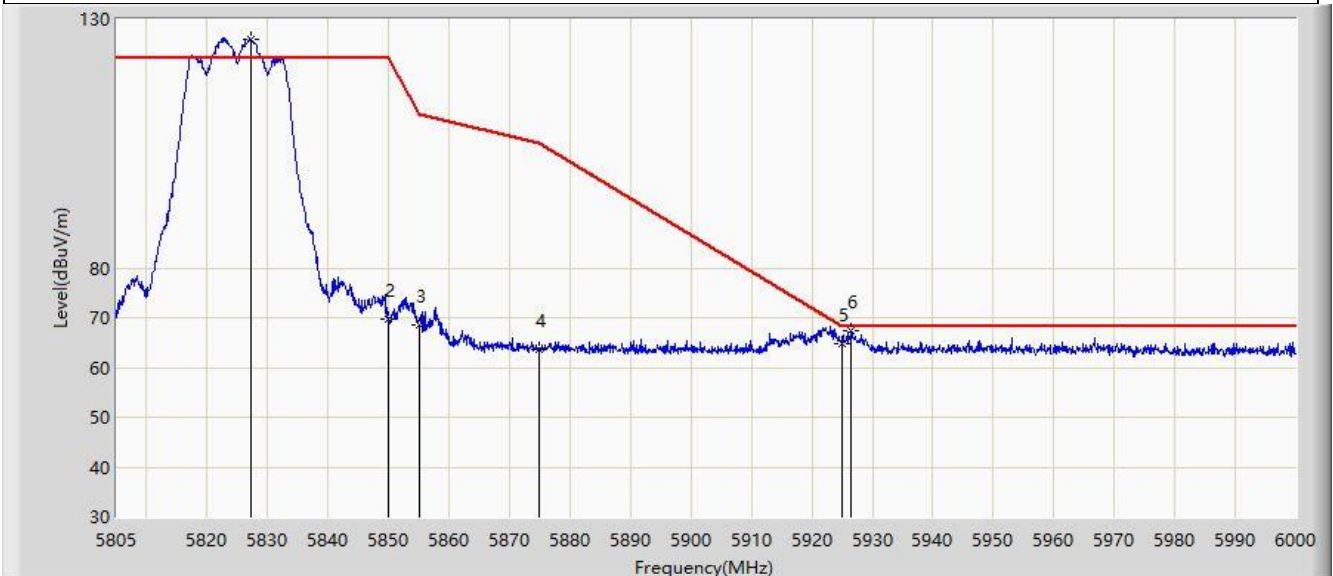
No	Mark	Frequency (MHz)	Measure Level (dBμV/m)	Reading Level (dBμV)	Margin (dB)	Limit (dBμV/m)	Factor (dB/m)	Type
1		5826.840	108.176	103.332	N/A	N/A	4.845	PK
2		5850.000	63.687	58.704	-58.513	122.200	4.984	PK
3		5855.000	63.538	58.500	-47.262	110.800	5.038	PK
4		5875.000	63.808	58.677	-41.392	105.200	5.131	PK
5		5925.000	63.964	58.729	-4.236	68.200	5.236	PK
6	*	5943.937	65.967	60.654	-2.233	68.200	5.312	PK

Note 1: " * ", means this data is the worst emission level.

Note 2: Measure Level (dBμV/m) = Reading Level (dBμV) + Factor (dB/m).

Note 3: Factor (dB/m) = Cable Loss (dB) + Antenna Factor (dB/m) - Pre_Amplifier Gain (dB).

Site: WZ-AC2	Test Date: 2023-11-25
Limit: FCC_5.8G_RE(3m)	Engineer: Karl Gao
Probe: BBHA9120D_1457_1-18GHz	Polarity: Vertical
EUT: L23UGSR-5HaxD2HaxD-NM-US	Power: AC 120V/60Hz
Test Mode: Transmit by 802.11a at 5825MHz	



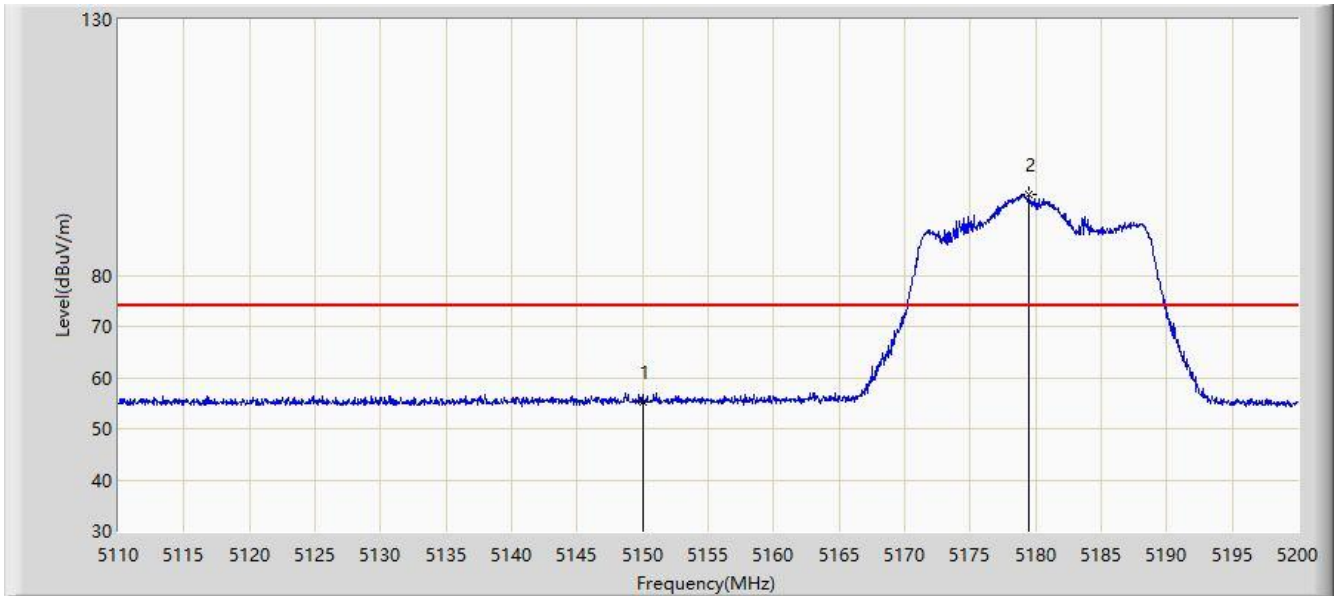
No	Mark	Frequency (MHz)	Measure Level (dBμV/m)	Reading Level (dBμV)	Margin (dB)	Limit (dBμV/m)	Factor (dB/m)	Type
1		5827.328	125.920	121.081	N/A	N/A	4.839	PK
2		5850.000	69.596	64.613	-52.604	122.200	4.984	PK
3		5855.000	68.574	63.536	-42.226	110.800	5.038	PK
4		5875.000	63.566	58.435	-41.634	105.200	5.131	PK
5		5925.000	64.834	59.599	-3.366	68.200	5.236	PK
6	*	5926.485	67.527	62.283	-0.673	68.200	5.244	PK

Note 1: " * ", means this data is the worst emission level.

Note 2: Measure Level (dBμV/m) = Reading Level (dBμV) + Factor (dB/m).

Note 3: Factor (dB/m) = Cable Loss (dB) + Antenna Factor (dB/m) - Pre_Amplifier Gain (dB).

Site: WZ-AC2	Test Date: 2023-12-01
Limit: FCC_5G_RE(3m)	Engineer: Bob Zhang
Probe: BBHA9120D_1457_1-18GHz	Polarity: Horizontal
EUT: L23UGSR-5HaxD2HaxD-NM-US	Power: AC 120V/60Hz
Test Mode: Transmit by 802.11ac-VHT20 at 5180MHz	



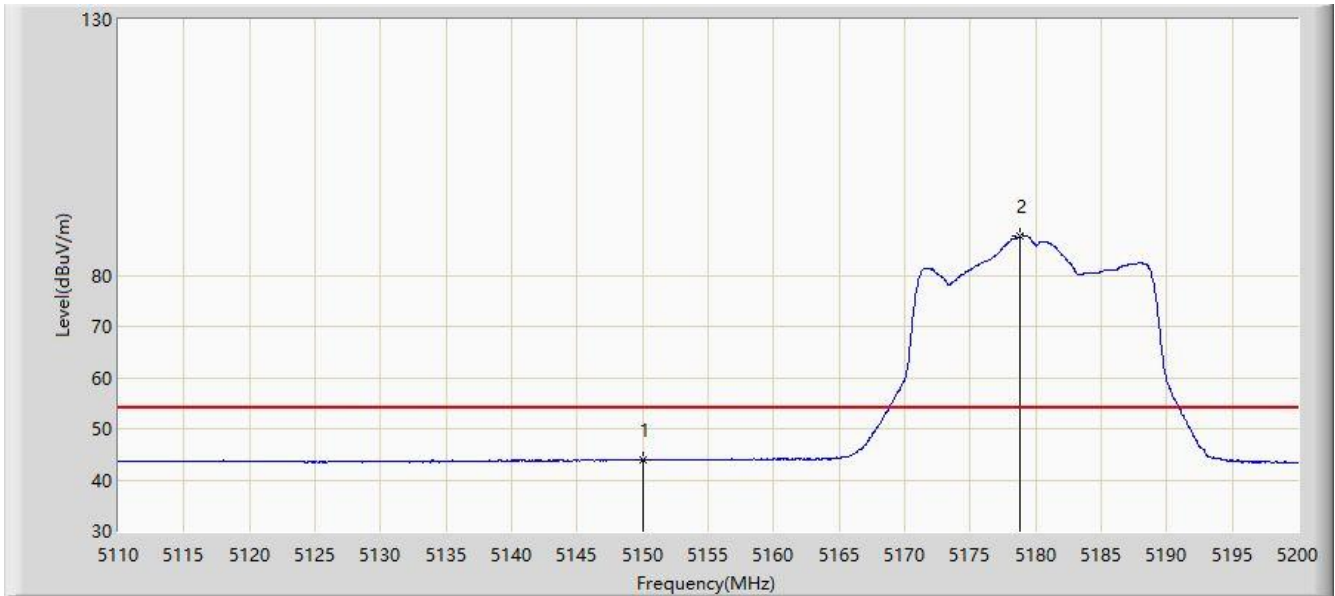
No	Mark	Frequency (MHz)	Measure Level (dB μ V/m)	Reading Level (dB μ V)	Margin (dB)	Limit (dB μ V/m)	Factor (dB/m)	Type
1	*	5150.000	55.330	51.848	-18.670	74.000	3.482	PK
2		5179.435	95.782	92.501	N/A	N/A	3.281	PK

Note 1: " * ", means this data is the worst emission level.

Note 2: Measure Level (dB μ V/m) = Reading Level (dB μ V) + Factor (dB/m).

Note 3: Factor (dB/m) = Cable Loss (dB) + Antenna Factor (dB/m) - Pre_Amplifier Gain (dB).

Site: WZ-AC2	Test Date: 2023-12-01
Limit: FCC_5G_RE(3m)	Engineer: Bob Zhang
Probe: BBHA9120D_1457_1-18GHz	Polarity: Horizontal
EUT: L23UGSR-5HaxD2HaxD-NM-US	Power: AC 120V/60Hz
Test Mode: Transmit by 802.11ac-VHT20 at 5180MHz	



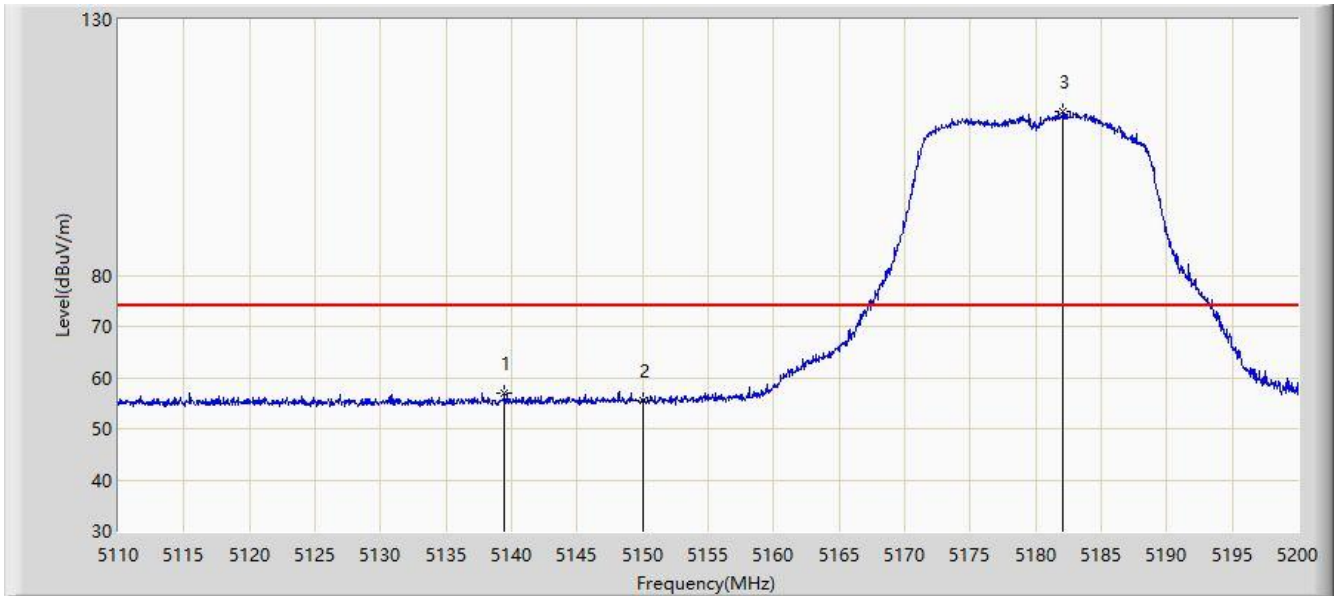
No	Mark	Frequency (MHz)	Measure Level (dBμV/m)	Reading Level (dBμV)	Margin (dB)	Limit (dBμV/m)	Factor (dB/m)	Type
1	*	5150.000	43.815	40.333	-10.185	54.000	3.482	AV
2		5178.760	87.640	84.345	N/A	N/A	3.294	AV

Note 1: " * ", means this data is the worst emission level.

Note 2: Measure Level (dBμV/m) = Reading Level (dBμV) + Factor (dB/m).

Note 3: Factor (dB/m) = Cable Loss (dB) + Antenna Factor (dB/m) - Pre_Amplifier Gain (dB).

Site: WZ-AC2	Test Date: 2023-12-01
Limit: FCC_5G_RE(3m)	Engineer: Bob Zhang
Probe: BBHA9120D_1457_1-18GHz	Polarity: Vertical
EUT: L23UGSR-5HaxD2HaxD-NM-US	Power: AC 120V/60Hz
Test Mode: Transmit by 802.11ac-VHT20 at 5180MHz	



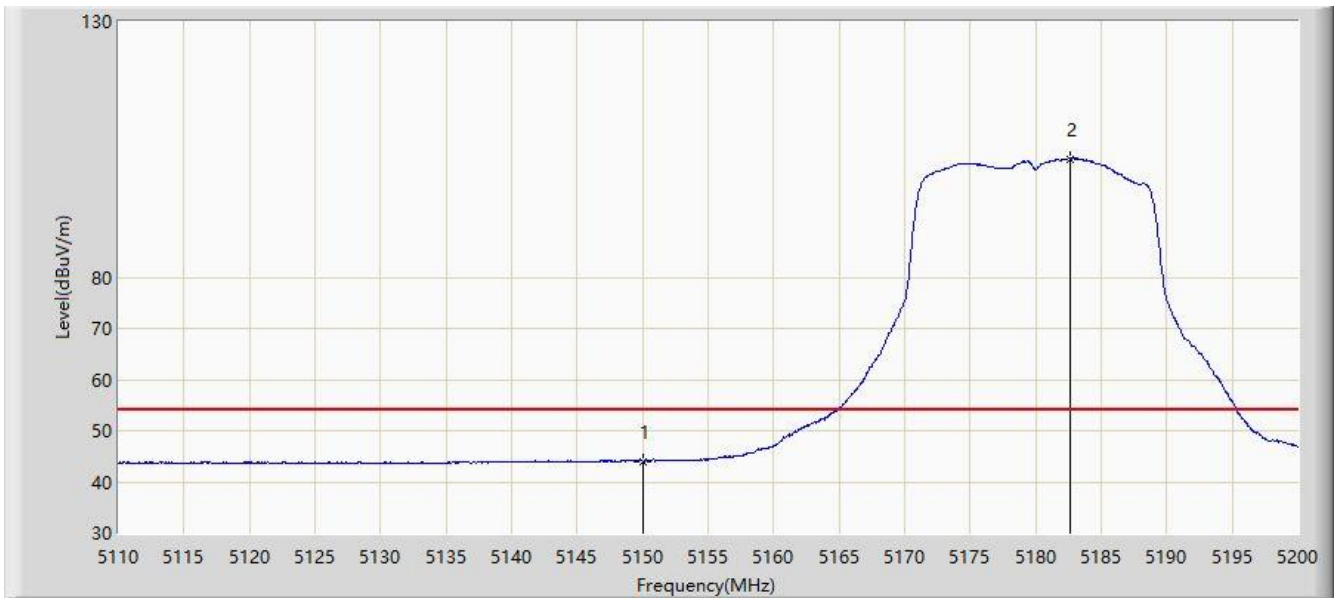
No	Mark	Frequency (MHz)	Measure Level (dB μ V/m)	Reading Level (dB μ V)	Margin (dB)	Limit (dB μ V/m)	Factor (dB/m)	Type
1	*	5139.430	56.921	53.554	-17.079	74.000	3.368	PK
2		5150.000	55.389	51.907	-18.611	74.000	3.482	PK
3		5182.090	111.963	108.735	N/A	N/A	3.228	PK

Note 1: " * ", means this data is the worst emission level.

Note 2: Measure Level (dB μ V/m) = Reading Level (dB μ V) + Factor (dB/m).

Note 3: Factor (dB/m) = Cable Loss (dB) + Antenna Factor (dB/m) - Pre_Amplifier Gain (dB).

Site: WZ-AC2	Test Date: 2023-12-01
Limit: FCC_5G_RE(3m)	Engineer: Bob Zhang
Probe: BBHA9120D_1457_1-18GHz	Polarity: Vertical
EUT: L23UGSR-5HaxD2HaxD-NM-US	Power: AC 120V/60Hz
Test Mode: Transmit by 802.11ac-VHT20 at 5180MHz	



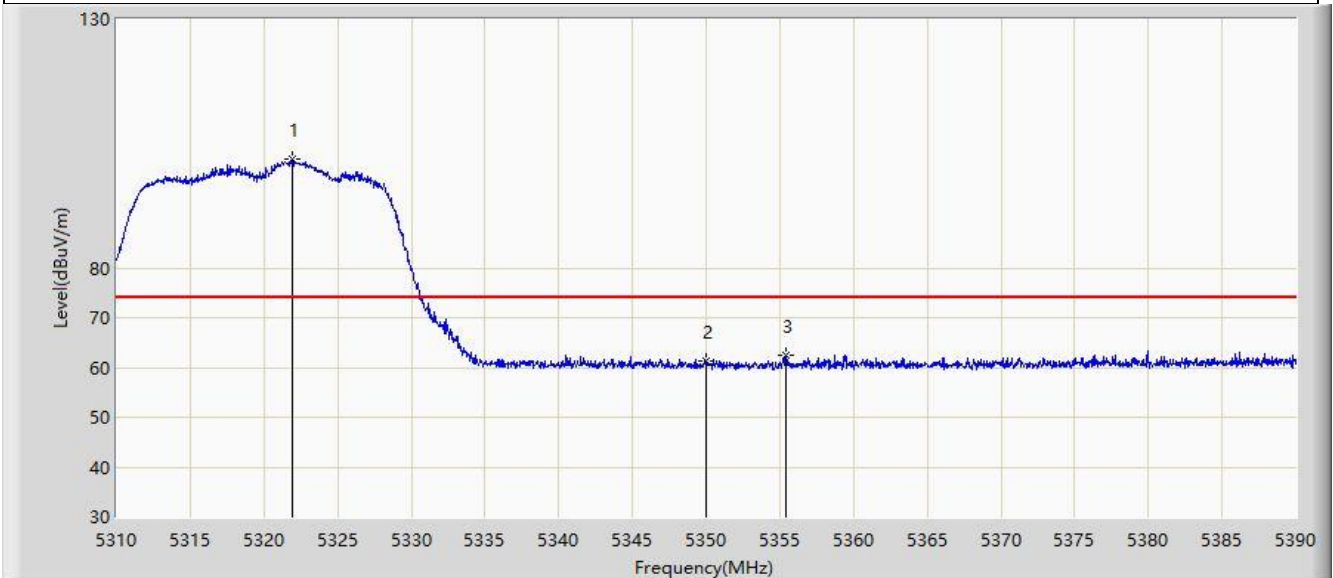
No	Mark	Frequency (MHz)	Measure Level (dBμV/m)	Reading Level (dBμV)	Margin (dB)	Limit (dBμV/m)	Factor (dB/m)	Type
1	*	5150.000	44.056	40.574	-9.944	54.000	3.482	AV
2		5182.585	103.165	99.949	N/A	N/A	3.216	AV

Note 1: " * ", means this data is the worst emission level.

Note 2: Measure Level (dBμV/m) = Reading Level (dBμV) + Factor (dB/m).

Note 3: Factor (dB/m) = Cable Loss (dB) + Antenna Factor (dB/m) - Pre_Amplifier Gain (dB).

Site: WZ-AC2	Test Date: 2023-11-25
Limit: FCC_5G_RE(3m)	Engineer: Karl Gao
Probe: BBHA9120D_1457_1-18GHz	Polarity: Horizontal
EUT: L23UGSR-5HaxD2HaxD-NM-US	Power: AC 120V/60Hz
Test Mode: Transmit by 802.11ac-VHT20 at 5320MHz	



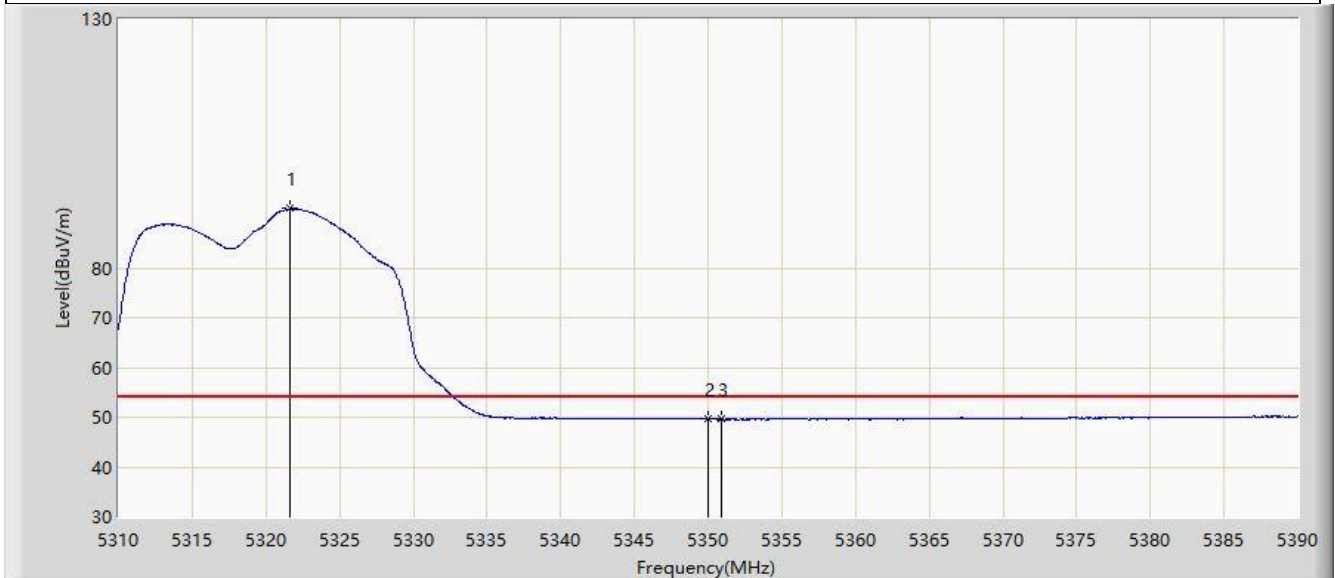
No	Mark	Frequency (MHz)	Measure Level (dBμV/m)	Reading Level (dBμV)	Margin (dB)	Limit (dBμV/m)	Factor (dB/m)	Type
1		5321.960	101.943	98.939	N/A	N/A	3.004	PK
2		5350.000	61.169	58.349	-12.831	74.000	2.820	PK
3	*	5355.440	62.320	59.518	-11.680	74.000	2.801	PK

Note 1: " * ", means this data is the worst emission level.

Note 2: Measure Level (dBμV/m) = Reading Level (dBμV) + Factor (dB/m).

Note 3: Factor (dB/m) = Cable Loss (dB) + Antenna Factor (dB/m) - Pre_Amplifier Gain (dB).

Site: WZ-AC2	Test Date: 2023-11-25
Limit: FCC_5G_RE(3m)	Engineer: Karl Gao
Probe: BBHA9120D_1457_1-18GHz	Polarity: Horizontal
EUT: L23UGSR-5HaxD2HaxD-NM-US	Power: AC 120V/60Hz
Test Mode: Transmit by 802.11ac-VHT20 at 5320MHz	



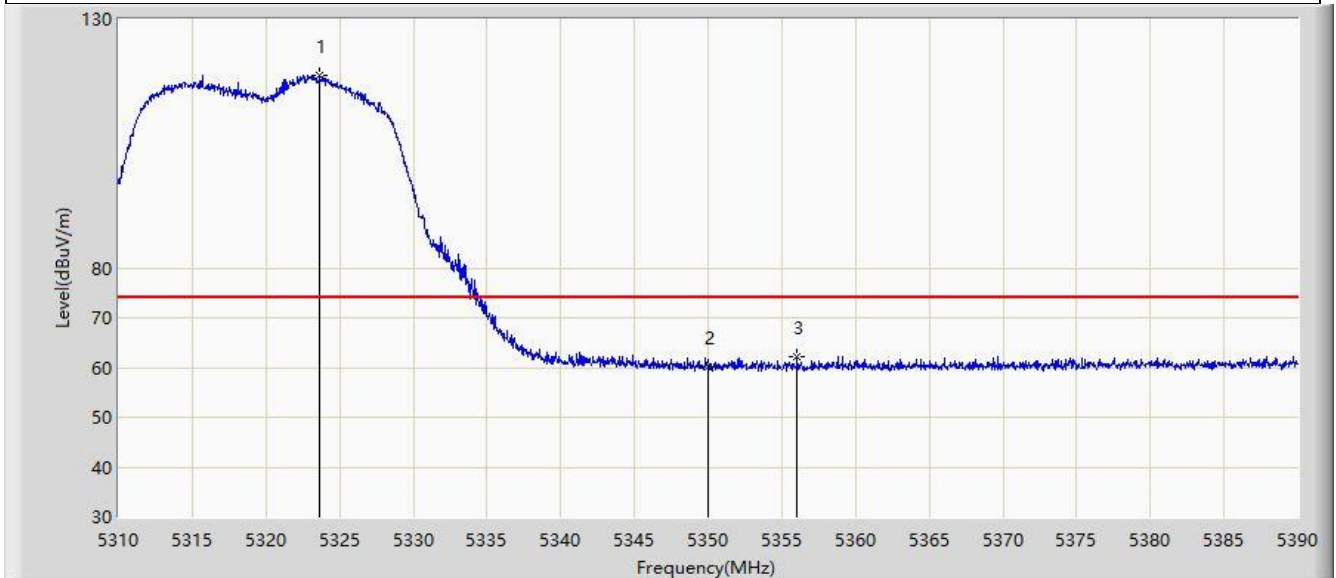
No	Mark	Frequency (MHz)	Measure Level (dBμV/m)	Reading Level (dBμV)	Margin (dB)	Limit (dBμV/m)	Factor (dB/m)	Type
1		5321.640	91.888	88.884	N/A	N/A	3.004	AV
2		5350.000	49.584	46.764	-4.416	54.000	2.820	AV
3	*	5350.880	49.655	46.850	-4.345	54.000	2.804	AV

Note 1: " * ", means this data is the worst emission level.

Note 2: Measure Level (dBμV/m) = Reading Level (dBμV) + Factor (dB/m).

Note 3: Factor (dB/m) = Cable Loss (dB) + Antenna Factor (dB/m) - Pre_Amplifier Gain (dB).

Site: WZ-AC2	Test Date: 2023-11-25
Limit: FCC_5G_RE(3m)	Engineer: Karl Gao
Probe: BBHA9120D_1457_1-18GHz	Polarity: Vertical
EUT: L23UGSR-5HaxD2HaxD-NM-US	Power: AC 120V/60Hz
Test Mode: Transmit by 802.11ac-VHT20 at 5320MHz	



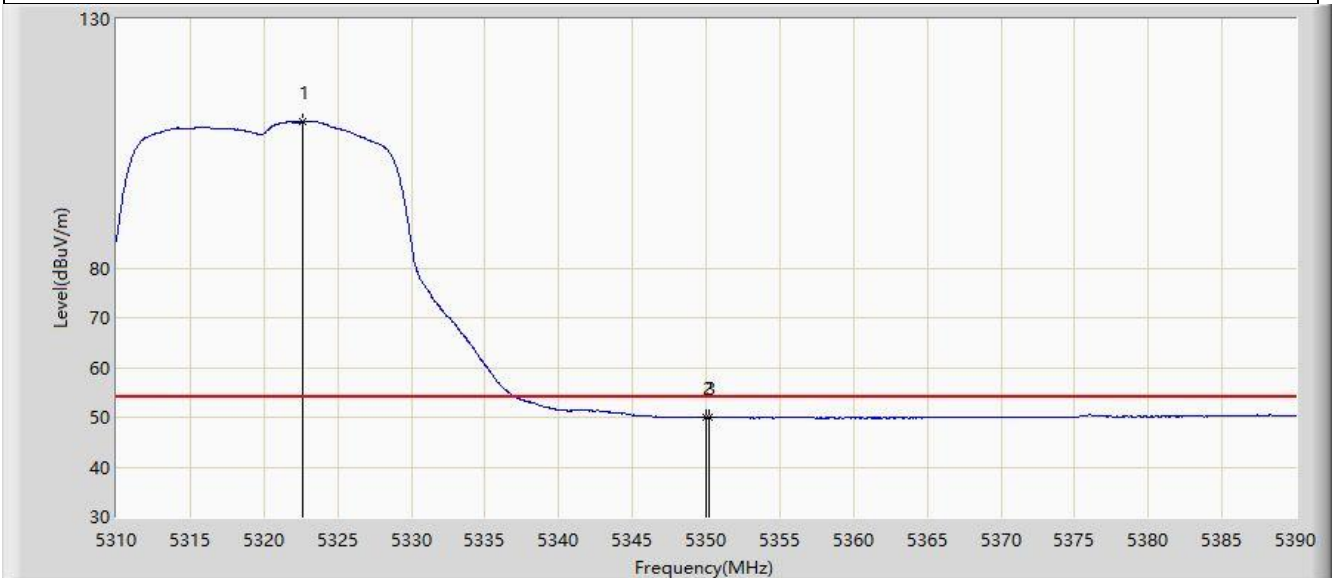
No	Mark	Frequency (MHz)	Measure Level (dBµV/m)	Reading Level (dBµV)	Margin (dB)	Limit (dBµV/m)	Factor (dB/m)	Type
1		5323.680	118.596	115.595	N/A	N/A	3.002	PK
2		5350.000	60.196	57.376	-13.804	74.000	2.820	PK
3	*	5356.040	62.197	59.393	-11.803	74.000	2.804	PK

Note 1: " * ", means this data is the worst emission level.

Note 2: Measure Level (dBµV/m) = Reading Level (dBµV) + Factor (dB/m).

Note 3: Factor (dB/m) = Cable Loss (dB) + Antenna Factor (dB/m) - Pre_Amplifier Gain (dB).

Site: WZ-AC2	Test Date: 2023-11-25
Limit: FCC_5G_RE(3m)	Engineer: Karl Gao
Probe: BBHA9120D_1457_1-18GHz	Polarity: Vertical
EUT: L23UGSR-5HaxD2HaxD-NM-US	Power: AC 120V/60Hz
Test Mode: Transmit by 802.11ac-VHT20 at 5320MHz	



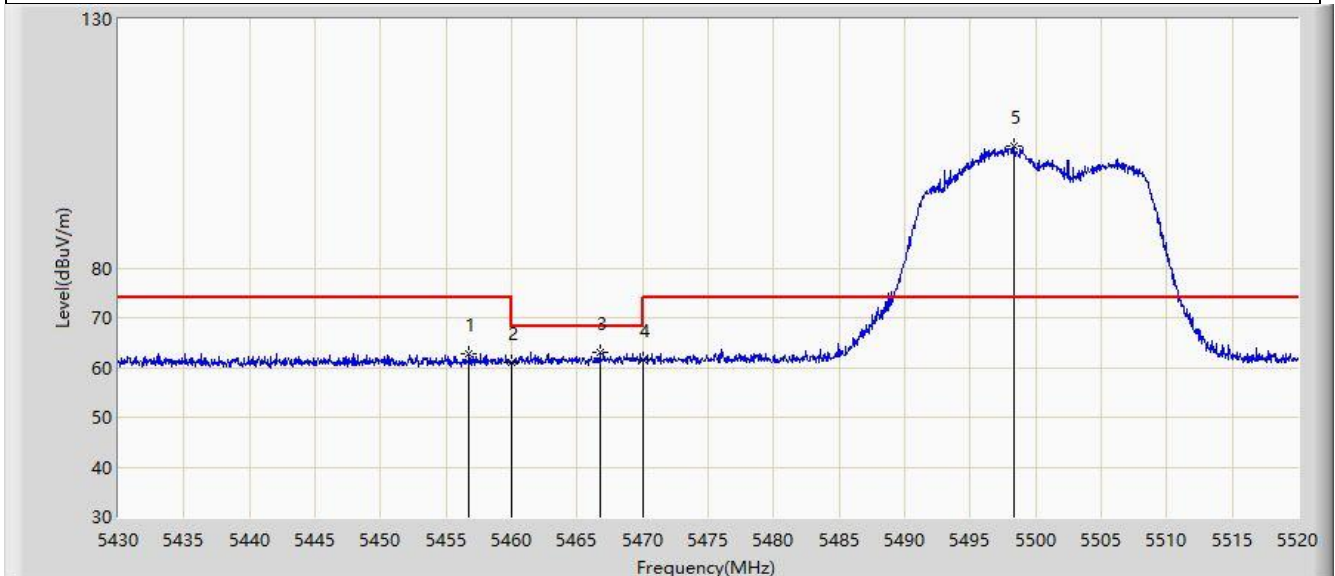
No	Mark	Frequency (MHz)	Measure Level (dB μ V/m)	Reading Level (dB μ V)	Margin (dB)	Limit (dB μ V/m)	Factor (dB/m)	Type
1		5322.640	109.459	106.456	N/A	N/A	3.003	AV
2		5350.000	49.900	47.080	-4.100	54.000	2.820	AV
3	*	5350.240	50.031	47.215	-3.969	54.000	2.816	AV

Note 1: " * ", means this data is the worst emission level.

Note 2: Measure Level (dB μ V/m) = Reading Level (dB μ V) + Factor (dB/m).

Note 3: Factor (dB/m) = Cable Loss (dB) + Antenna Factor (dB/m) - Pre_Amplifier Gain (dB).

Site: WZ-AC2	Test Date: 2023-11-25
Limit: FCC_5G_RE(3m)	Engineer: Karl Gao
Probe: BBHA9120D_1457_1-18GHz	Polarity: Horizontal
EUT: L23UGSR-5HaxD2HaxD-NM-US	Power: AC 120V/60Hz
Test Mode: Transmit by 802.11ac-VHT20 at 5500MHz	



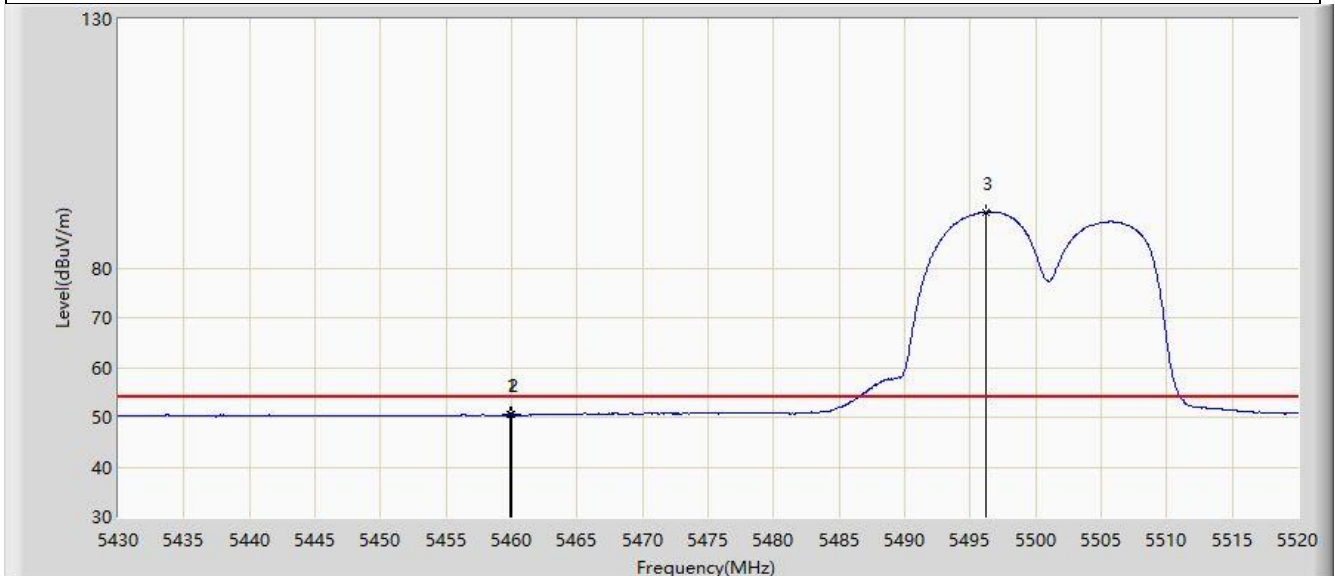
No	Mark	Frequency (MHz)	Measure Level (dB μ V/m)	Reading Level (dB μ V)	Margin (dB)	Limit (dB μ V/m)	Factor (dB/m)	Type
1		5456.775	62.767	59.679	-11.233	74.000	3.088	PK
2		5460.000	61.030	57.881	-12.970	74.000	3.149	PK
3	*	5466.720	63.114	59.835	-5.086	68.200	3.279	PK
4		5470.000	61.532	58.190	-6.668	68.200	3.341	PK
5		5498.355	104.424	101.227	N/A	N/A	3.197	PK

Note 1: " * ", means this data is the worst emission level.

Note 2: Measure Level (dB μ V/m) = Reading Level (dB μ V) + Factor (dB/m).

Note 3: Factor (dB/m) = Cable Loss (dB) + Antenna Factor (dB/m) - Pre_Amplifier Gain (dB).

Site: WZ-AC2	Test Date: 2023-11-25
Limit: FCC_5G_RE(3m)	Engineer: Karl Gao
Probe: BBHA9120D_1457_1-18GHz	Polarity: Horizontal
EUT: L23UGSR-5HaxD2HaxD-NM-US	Power: AC 120V/60Hz
Test Mode: Transmit by 802.11ac-VHT20 at 5500MHz	



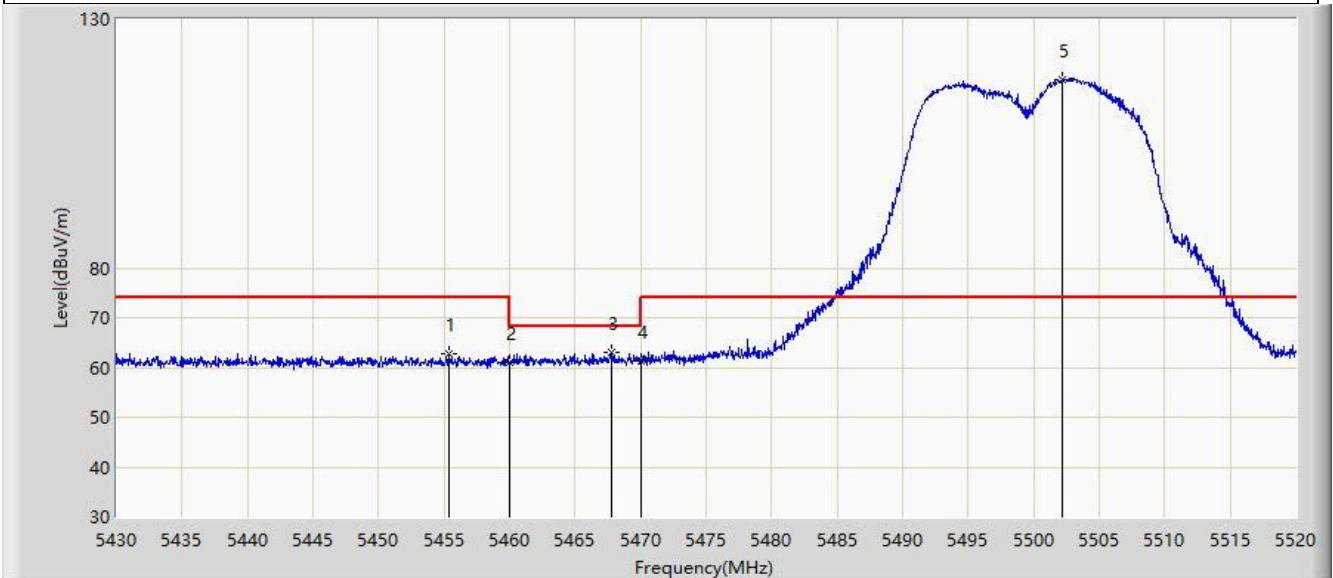
No	Mark	Frequency (MHz)	Measure Level (dBμV/m)	Reading Level (dBμV)	Margin (dB)	Limit (dBμV/m)	Factor (dB/m)	Type
1	*	5459.925	50.465	47.317	-3.535	54.000	3.148	AV
2		5460.000	50.452	47.303	-3.548	54.000	3.149	AV
3		5496.150	91.282	88.069	N/A	N/A	3.213	AV

Note 1: " * ", means this data is the worst emission level.

Note 2: Measure Level (dBμV/m) = Reading Level (dBμV) + Factor (dB/m).

Note 3: Factor (dB/m) = Cable Loss (dB) + Antenna Factor (dB/m) - Pre_Amplifier Gain (dB).

Site: WZ-AC2	Test Date: 2023-11-25
Limit: FCC_5G_RE(3m)	Engineer: Karl Gao
Probe: BBHA9120D_1457_1-18GHz	Polarity: Vertical
EUT: L23UGSR-5HaxD2HaxD-NM-US	Power: AC 120V/60Hz
Test Mode: Transmit by 802.11ac-VHT20 at 5500MHz	



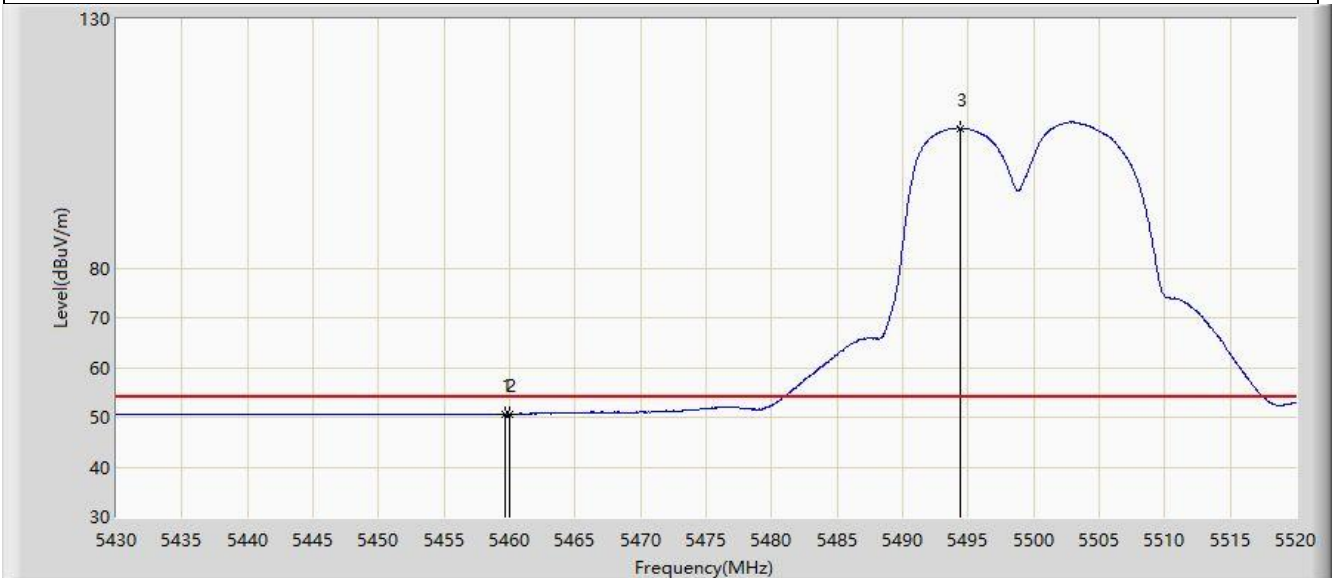
No	Mark	Frequency (MHz)	Measure Level (dBμV/m)	Reading Level (dBμV)	Margin (dB)	Limit (dBμV/m)	Factor (dB/m)	Type
1		5455.335	62.731	59.666	-11.269	74.000	3.065	PK
2		5460.000	60.931	57.782	-13.069	74.000	3.149	PK
3	*	5467.755	63.028	59.729	-5.172	68.200	3.299	PK
4		5470.000	61.363	58.021	-6.837	68.200	3.341	PK
5		5502.225	117.799	114.629	N/A	N/A	3.171	PK

Note 1: " * ", means this data is the worst emission level.

Note 2: Measure Level (dBμV/m) = Reading Level (dBμV) + Factor (dB/m).

Note 3: Factor (dB/m) = Cable Loss (dB) + Antenna Factor (dB/m) - Pre_Amplifier Gain (dB).

Site: WZ-AC2	Test Date: 2023-11-25
Limit: FCC_5G_RE(3m)	Engineer: Karl Gao
Probe: BBHA9120D_1457_1-18GHz	Polarity: Vertical
EUT: L23UGSR-5HaxD2HaxD-NM-US	Power: AC 120V/60Hz
Test Mode: Transmit by 802.11ac-VHT20 at 5500MHz	



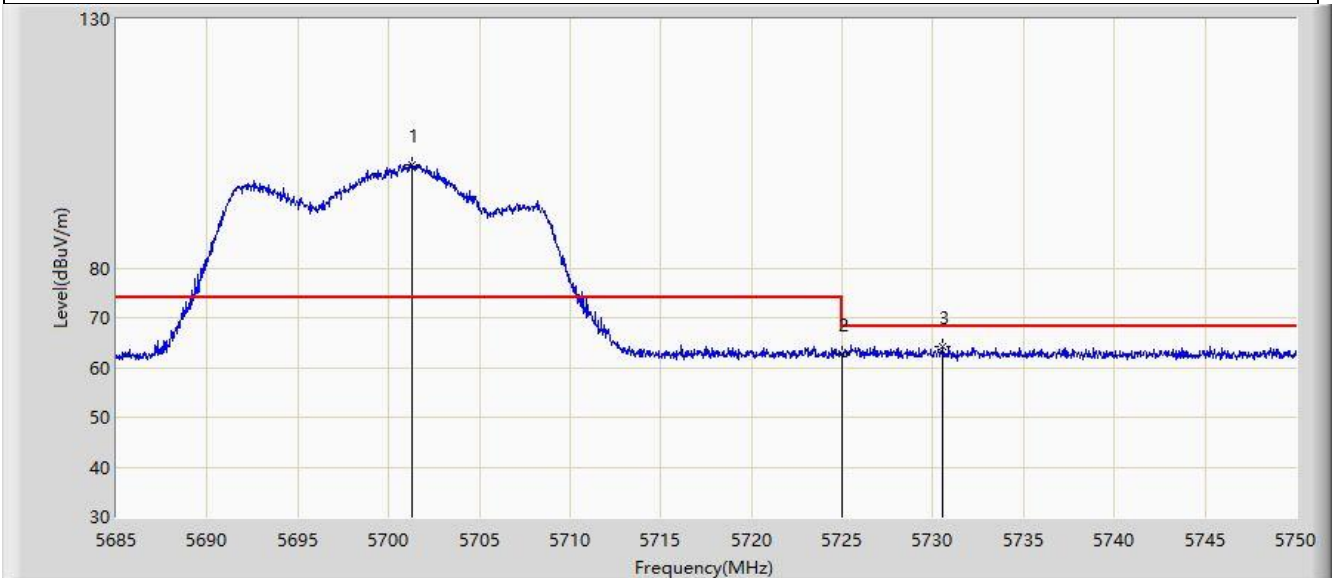
No	Mark	Frequency (MHz)	Measure Level (dBμV/m)	Reading Level (dBμV)	Margin (dB)	Limit (dBμV/m)	Factor (dB/m)	Type
1	*	5459.610	50.712	47.570	-3.288	54.000	3.141	AV
2		5460.000	50.680	47.531	-3.320	54.000	3.149	AV
3		5494.350	108.114	104.889	N/A	N/A	3.225	AV

Note 1: " * ", means this data is the worst emission level.

Note 2: Measure Level (dBμV/m) = Reading Level (dBμV) + Factor (dB/m).

Note 3: Factor (dB/m) = Cable Loss (dB) + Antenna Factor (dB/m) - Pre_Amplifier Gain (dB).

Site: WZ-AC2	Test Date: 2023-11-25
Limit: FCC_5G_RE(3m)	Engineer: Karl Gao
Probe: BBHA9120D_1457_1-18GHz	Polarity: Horizontal
EUT: L23UGSR-5HaxD2HaxD-NM-US	Power: AC 120V/60Hz
Test Mode: Transmit by 802.11ac-VHT20 at 5700MHz	



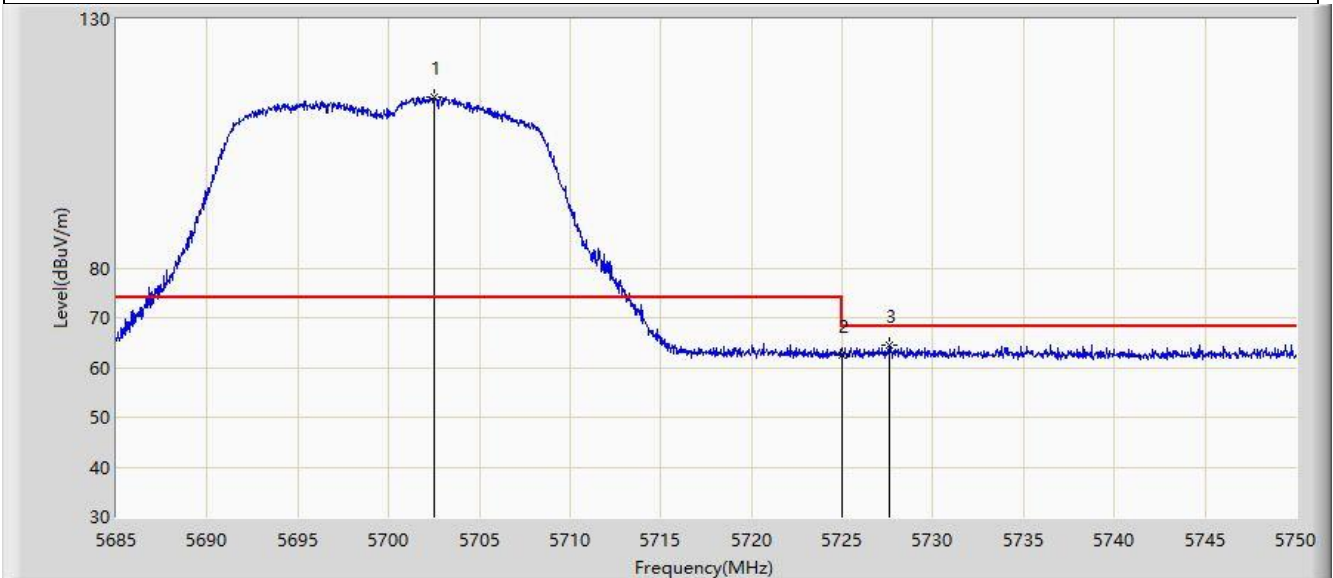
No	Mark	Frequency (MHz)	Measure Level (dB μ V/m)	Reading Level (dB μ V)	Margin (dB)	Limit (dB μ V/m)	Factor (dB/m)	Type
1		5701.250	100.719	96.263	N/A	N/A	4.456	PK
2		5725.000	62.710	58.007	-5.490	68.200	4.703	PK
3	*	5730.500	64.281	59.646	-3.919	68.200	4.636	PK

Note 1: " * ", means this data is the worst emission level.

Note 2: Measure Level (dB μ V/m) = Reading Level (dB μ V) + Factor (dB/m).

Note 3: Factor (dB/m) = Cable Loss (dB) + Antenna Factor (dB/m) - Pre_Amplifier Gain (dB).

Site: WZ-AC2	Test Date: 2023-11-25
Limit: FCC_5G_RE(3m)	Engineer: Karl Gao
Probe: BBHA9120D_1457_1-18GHz	Polarity: Vertical
EUT: L23UGSR-5HaxD2HaxD-NM-US	Power: AC 120V/60Hz
Test Mode: Transmit by 802.11ac-VHT20 at 5700MHz	



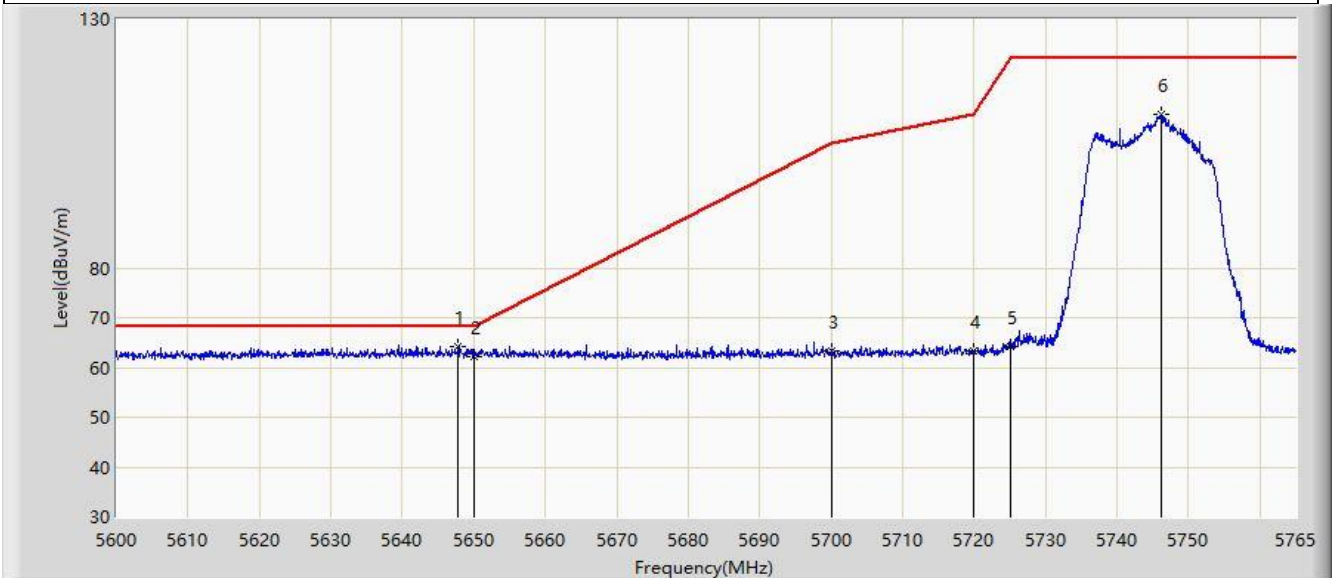
No	Mark	Frequency (MHz)	Measure Level (dBμV/m)	Reading Level (dBμV)	Margin (dB)	Limit (dBμV/m)	Factor (dB/m)	Type
1		5702.485	114.356	109.881	N/A	N/A	4.474	PK
2		5725.000	62.439	57.736	-5.761	68.200	4.703	PK
3	*	5727.575	64.571	59.884	-3.629	68.200	4.687	PK

Note 1: " * ", means this data is the worst emission level.

Note 2: Measure Level (dBμV/m) = Reading Level (dBμV) + Factor (dB/m).

Note 3: Factor (dB/m) = Cable Loss (dB) + Antenna Factor (dB/m) - Pre_Amplifier Gain (dB).

Site: WZ-AC2	Test Date: 2023-11-25
Limit: FCC_5.8G_RE(3m)	Engineer: Karl Gao
Probe: BBHA9120D_1457_1-18GHz	Polarity: Horizontal
EUT: L23UGSR-5HaxD2HaxD-NM-US	Power: AC 120V/60Hz
Test Mode: Transmit by 802.11ac-VHT20 at 5745MHz	



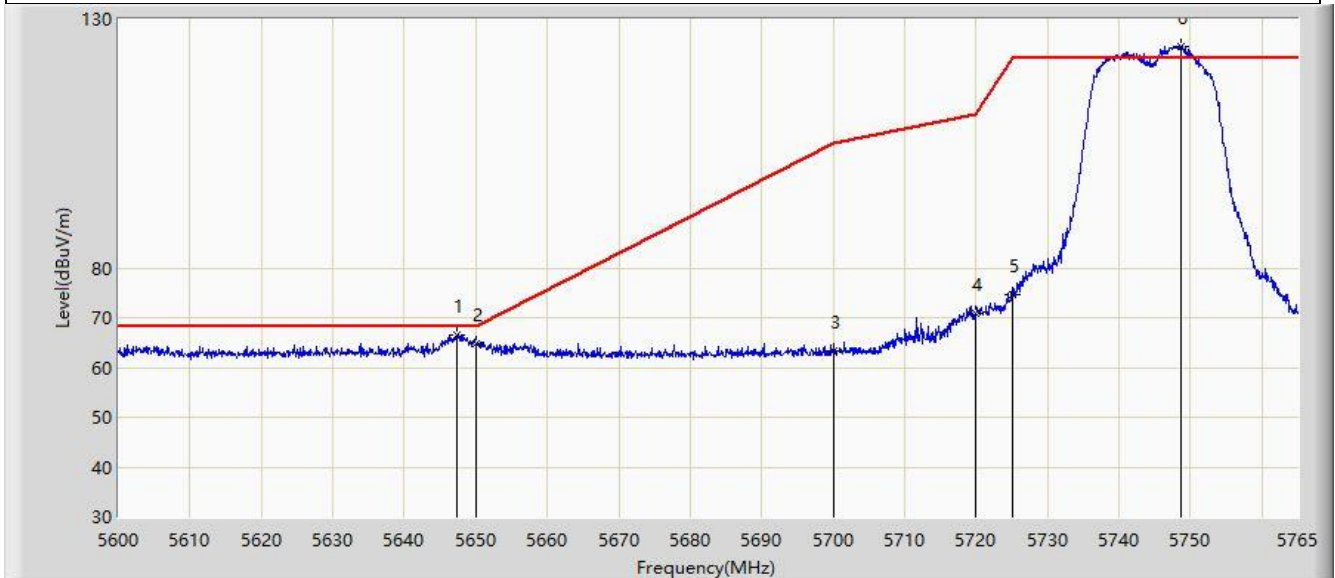
No	Mark	Frequency (MHz)	Measure Level (dBμV/m)	Reading Level (dBμV)	Margin (dB)	Limit (dBμV/m)	Factor (dB/m)	Type
1	*	5647.768	64.308	60.174	-3.892	68.200	4.134	PK
2		5650.000	62.153	58.030	-6.047	68.200	4.122	PK
3		5700.000	63.444	59.007	-41.756	105.200	4.437	PK
4		5720.000	63.398	58.734	-47.402	110.800	4.663	PK
5		5725.000	64.122	59.419	-58.078	122.200	4.703	PK
6		5746.107	110.934	106.500	N/A	N/A	4.434	PK

Note 1: " * ", means this data is the worst emission level.

Note 2: Measure Level (dBμV/m) = Reading Level (dBμV) + Factor (dB/m).

Note 3: Factor (dB/m) = Cable Loss (dB) + Antenna Factor (dB/m) - Pre_Amplifier Gain (dB).

Site: WZ-AC2	Test Date: 2023-11-25
Limit: FCC_5.8G_RE(3m)	Engineer: Karl Gao
Probe: BBHA9120D_1457_1-18GHz	Polarity: Vertical
EUT: L23UGSR-5HaxD2HaxD-NM-US	Power: AC 120V/60Hz
Test Mode: Transmit by 802.11ac-VHT20 at 5745MHz	



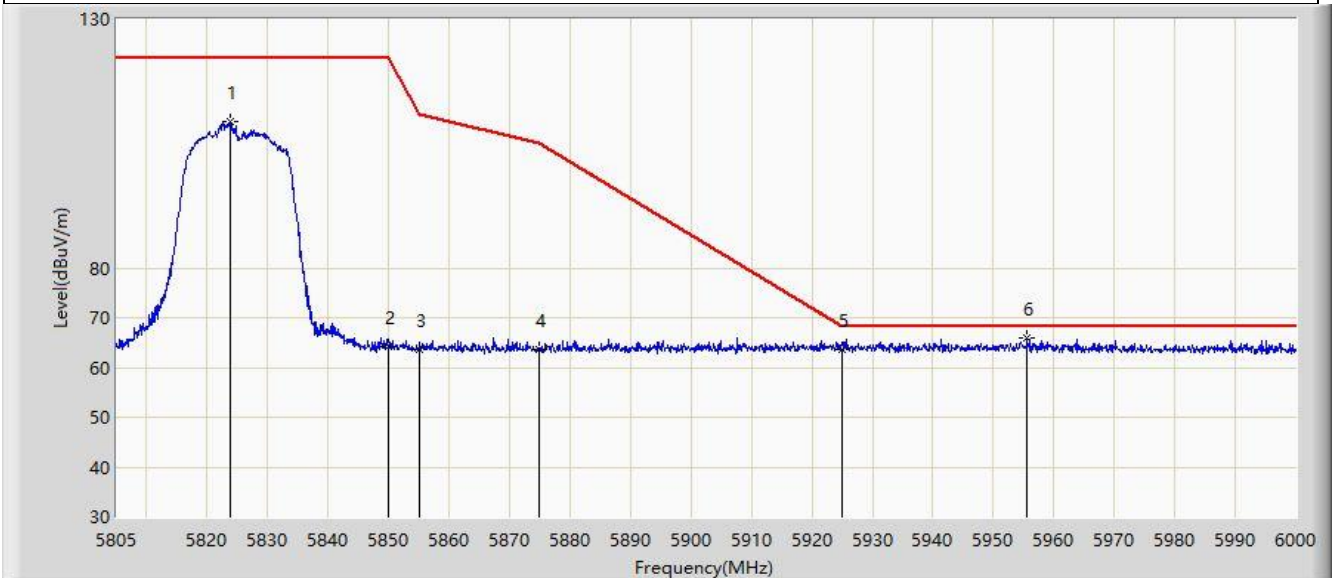
No	Mark	Frequency (MHz)	Measure Level (dBμV/m)	Reading Level (dBμV)	Margin (dB)	Limit (dBμV/m)	Factor (dB/m)	Type
1	*	5647.355	66.658	62.522	-1.542	68.200	4.136	PK
2		5650.000	64.663	60.540	-3.537	68.200	4.122	PK
3		5700.000	63.444	59.007	-41.756	105.200	4.437	PK
4		5720.000	70.934	66.270	-39.866	110.800	4.663	PK
5		5725.000	74.725	70.022	-47.475	122.200	4.703	PK
6		5748.748	124.486	120.021	N/A	N/A	4.464	PK

Note 1: " * ", means this data is the worst emission level.

Note 2: Measure Level (dBμV/m) = Reading Level (dBμV) + Factor (dB/m).

Note 3: Factor (dB/m) = Cable Loss (dB) + Antenna Factor (dB/m) - Pre_Amplifier Gain (dB).

Site: WZ-AC2	Test Date: 2023-11-25
Limit: FCC_5.8G_RE(3m)	Engineer: Karl Gao
Probe: BBHA9120D_1457_1-18GHz	Polarity: Horizontal
EUT: L23UGSR-5HaxD2HaxD-NM-US	Power: AC 120V/60Hz
Test Mode: Transmit by 802.11ac-VHT20 at 5825MHz	



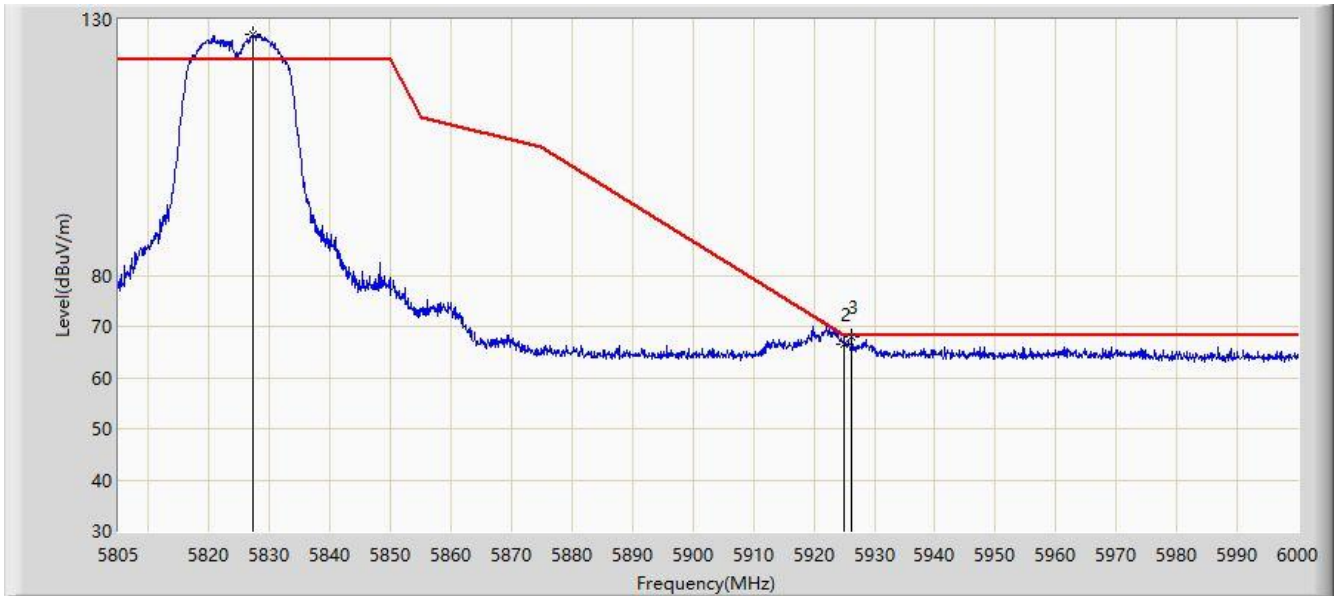
No	Mark	Frequency (MHz)	Measure Level (dBμV/m)	Reading Level (dBμV)	Margin (dB)	Limit (dBμV/m)	Factor (dB/m)	Type
1		5823.817	109.460	104.581	N/A	N/A	4.879	PK
2		5850.000	64.085	59.102	-58.115	122.200	4.984	PK
3		5855.000	63.511	58.473	-47.289	110.800	5.038	PK
4		5875.000	63.587	58.456	-41.613	105.200	5.131	PK
5		5925.000	63.628	58.393	-4.572	68.200	5.236	PK
6	*	5955.638	65.812	60.434	-2.388	68.200	5.377	PK

Note 1: " * ", means this data is the worst emission level.

Note 2: Measure Level (dBμV/m) = Reading Level (dBμV) + Factor (dB/m).

Note 3: Factor (dB/m) = Cable Loss (dB) + Antenna Factor (dB/m) - Pre_Amplifier Gain (dB).

Site: WZ-AC2	Test Date: 2023-11-25
Limit: FCC_5.8G_RE(3m)	Engineer: Karl Gao
Probe: BBHA9120D_1457_1-18GHz	Polarity: Vertical
EUT: L23UGSR-5HaxD2HaxD-NM-US	Power: AC 120V/60Hz
Test Mode: Transmit by 802.11ac-VHT20 at 5825MHz	



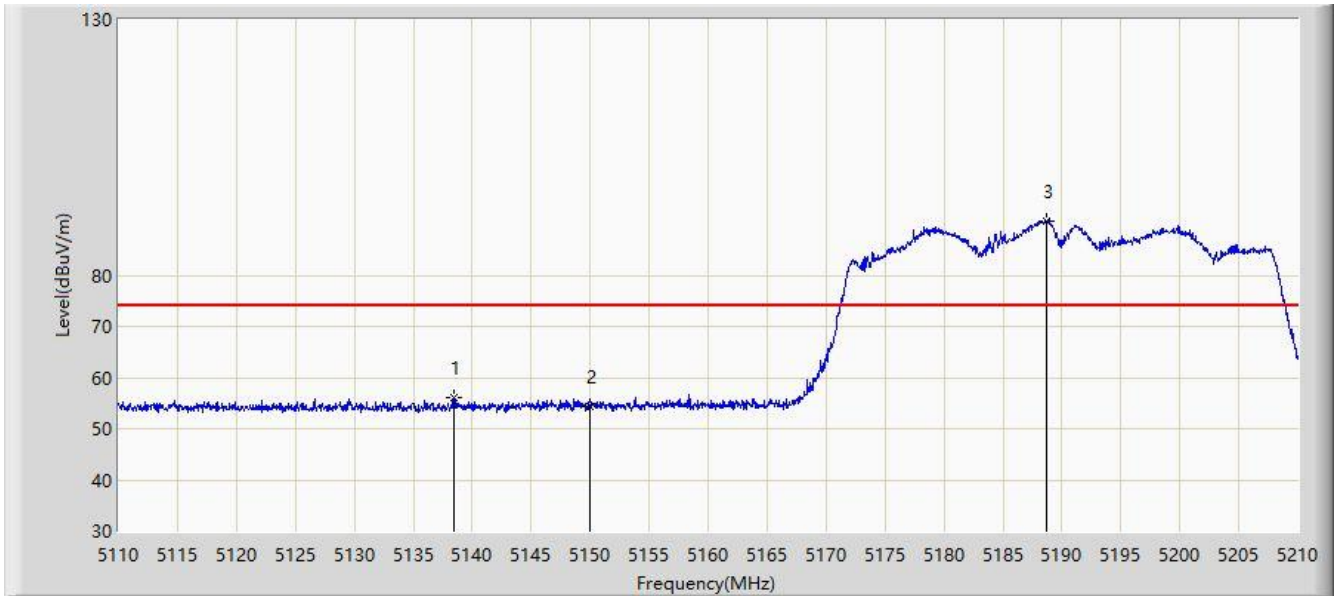
No	Mark	Frequency (MHz)	Measure Level (dBμV/m)	Reading Level (dBμV)	Margin (dB)	Limit (dBμV/m)	Factor (dB/m)	Type
1		5827.230	127.079	122.239	N/A	N/A	4.840	PK
2		5925.000	66.562	61.327	-1.638	68.200	5.236	PK
3	*	5926.290	67.883	62.640	-0.317	68.200	5.243	PK

Note 1: " * ", means this data is the worst emission level.

Note 2: Measure Level (dBμV/m) = Reading Level (dBμV) + Factor (dB/m).

Note 3: Factor (dB/m) = Cable Loss (dB) + Antenna Factor (dB/m) - Pre_Amplifier Gain (dB).

Site: WZ-AC2	Test Date: 2023-12-01
Limit: FCC_5G_RE(3m)	Engineer: Bob Zhang
Probe: BBHA9120D_1457_1-18GHz	Polarity: Horizontal
EUT: L23UGSR-5HaxD2HaxD-NM-US	Power: AC 120V/60Hz
Test Mode: Transmit by 802.11ac-VHT40 at 5190MHz	



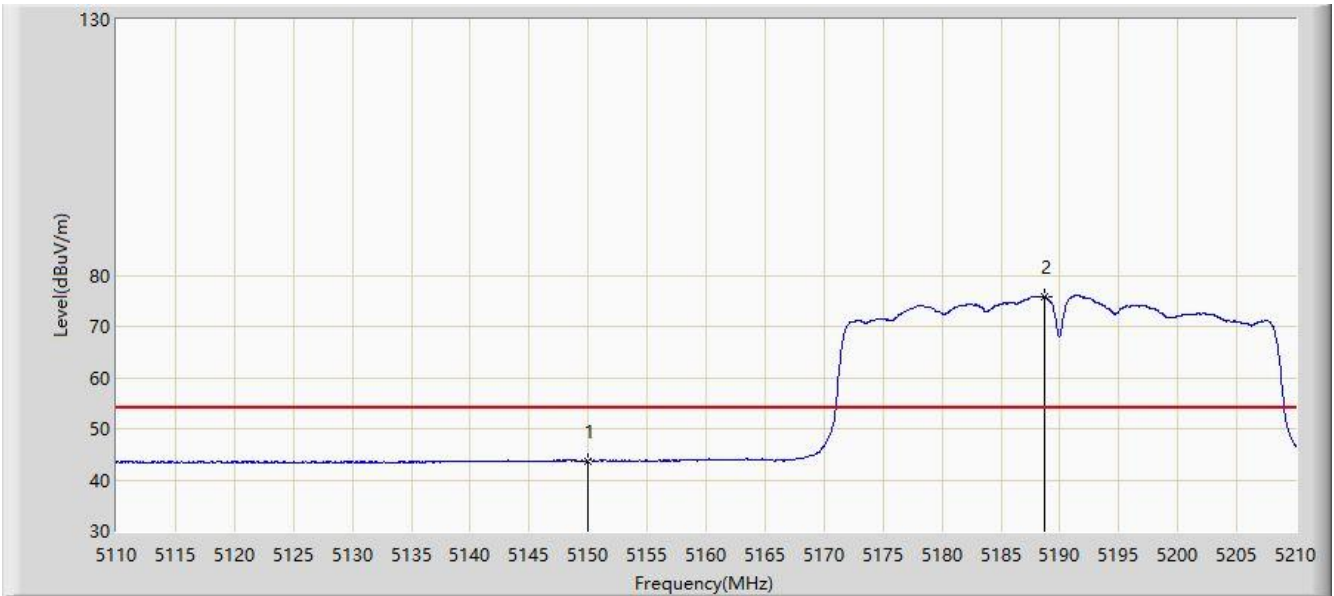
No	Mark	Frequency (MHz)	Measure Level (dB μ V/m)	Reading Level (dB μ V)	Margin (dB)	Limit (dB μ V/m)	Factor (dB/m)	Type
1	*	5138.400	56.092	52.738	-17.908	74.000	3.355	PK
2		5150.000	54.351	50.869	-19.649	74.000	3.482	PK
3		5188.650	90.685	87.607	N/A	N/A	3.078	PK

Note 1: " * ", means this data is the worst emission level.

Note 2: Measure Level (dB μ V/m) = Reading Level (dB μ V) + Factor (dB/m).

Note 3: Factor (dB/m) = Cable Loss (dB) + Antenna Factor (dB/m) - Pre_Amplifier Gain (dB).

Site: WZ-AC2	Test Date: 2023-12-01
Limit: FCC_5G_RE(3m)	Engineer: Bob Zhang
Probe: BBHA9120D_1457_1-18GHz	Polarity: Horizontal
EUT: L23UGSR-5HaxD2HaxD-NM-US	Power: AC 120V/60Hz
Test Mode: Transmit by 802.11ac-VHT40 at 5190MHz	



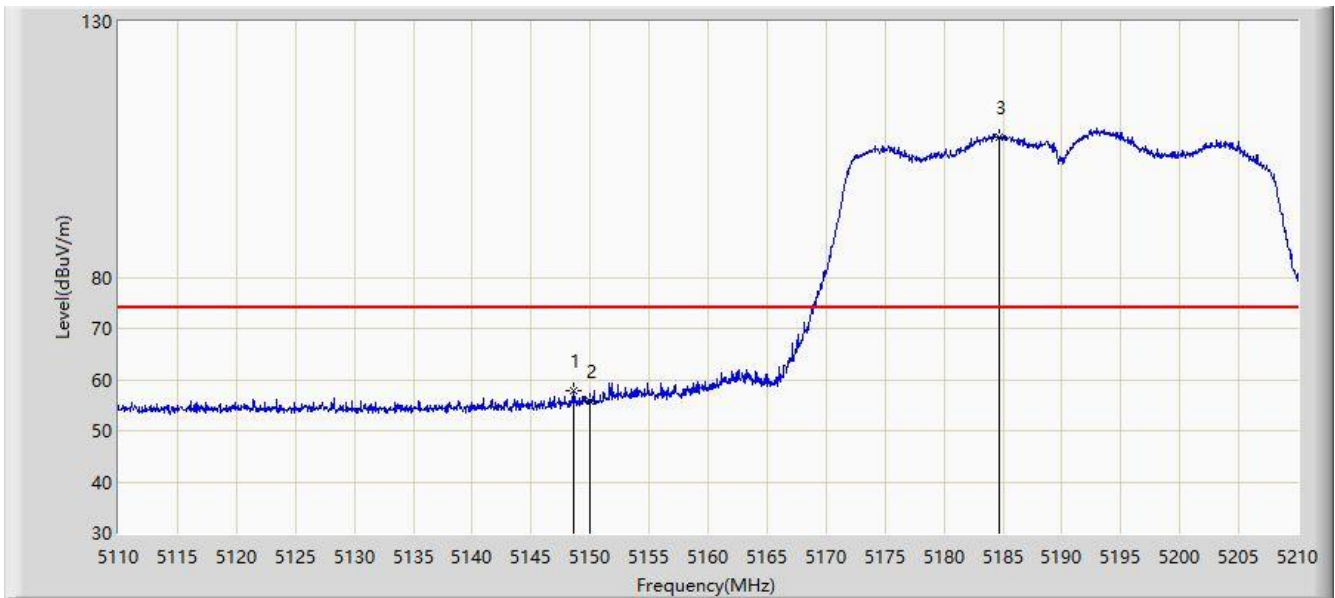
No	Mark	Frequency (MHz)	Measure Level (dBμV/m)	Reading Level (dBμV)	Margin (dB)	Limit (dBμV/m)	Factor (dB/m)	Type
1	*	5150.000	43.754	40.272	-10.246	54.000	3.482	AV
2		5188.650	75.820	72.742	N/A	N/A	3.078	AV

Note 1: " * ", means this data is the worst emission level.

Note 2: Measure Level (dBμV/m) = Reading Level (dBμV) + Factor (dB/m).

Note 3: Factor (dB/m) = Cable Loss (dB) + Antenna Factor (dB/m) - Pre_Amplifier Gain (dB).

Site: WZ-AC2	Test Date: 2023-12-01
Limit: FCC_5G_RE(3m)	Engineer: Bob Zhang
Probe: BBHA9120D_1457_1-18GHz	Polarity: Vertical
EUT: L23UGSR-5HaxD2HaxD-NM-US	Power: AC 120V/60Hz
Test Mode: Transmit by 802.11ac-VHT40 at 5190MHz	



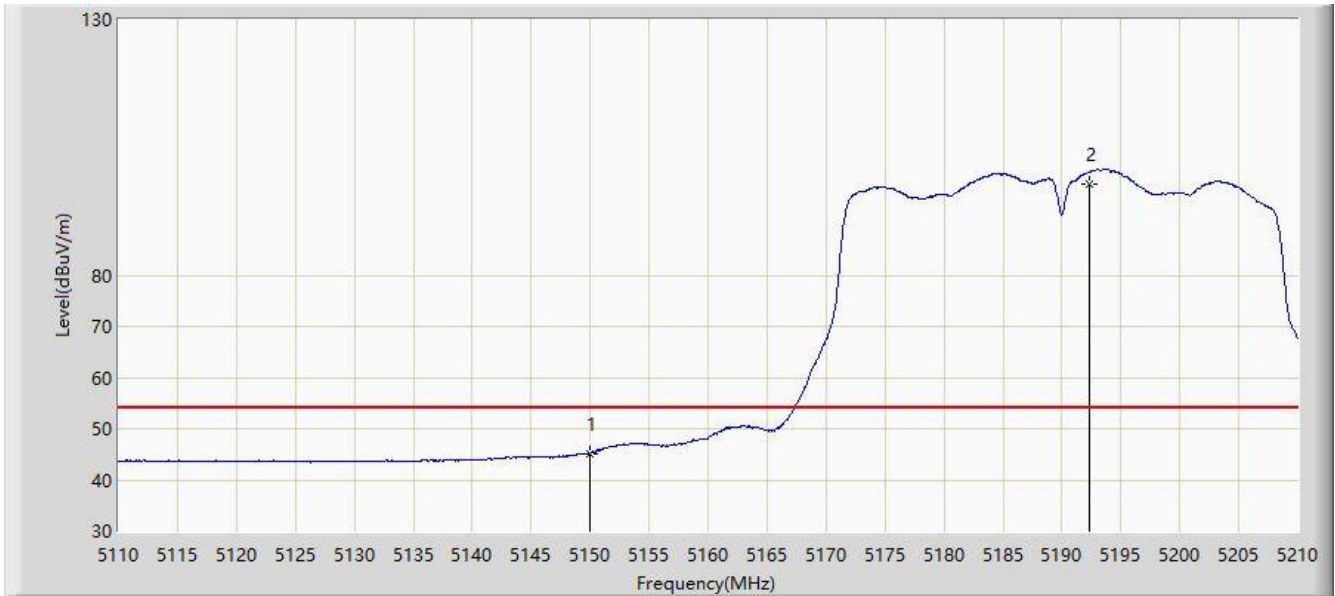
No	Mark	Frequency (MHz)	Measure Level (dB μ V/m)	Reading Level (dB μ V)	Margin (dB)	Limit (dB μ V/m)	Factor (dB/m)	Type
1	*	5148.550	57.766	54.289	-16.234	74.000	3.477	PK
2		5150.000	55.793	52.311	-18.207	74.000	3.482	PK
3		5184.650	107.495	104.326	N/A	N/A	3.169	PK

Note 1: " * ", means this data is the worst emission level.

Note 2: Measure Level (dB μ V/m) = Reading Level (dB μ V) + Factor (dB/m).

Note 3: Factor (dB/m) = Cable Loss (dB) + Antenna Factor (dB/m) - Pre_Amplifier Gain (dB).

Site: WZ-AC2	Test Date: 2023-12-01
Limit: FCC_5G_RE(3m)	Engineer: Bob Zhang
Probe: BBHA9120D_1457_1-18GHz	Polarity: Vertical
EUT: L23UGSR-5HaxD2HaxD-NM-US	Power: AC 120V/60Hz
Test Mode: Transmit by 802.11ac-VHT40 at 5190MHz	



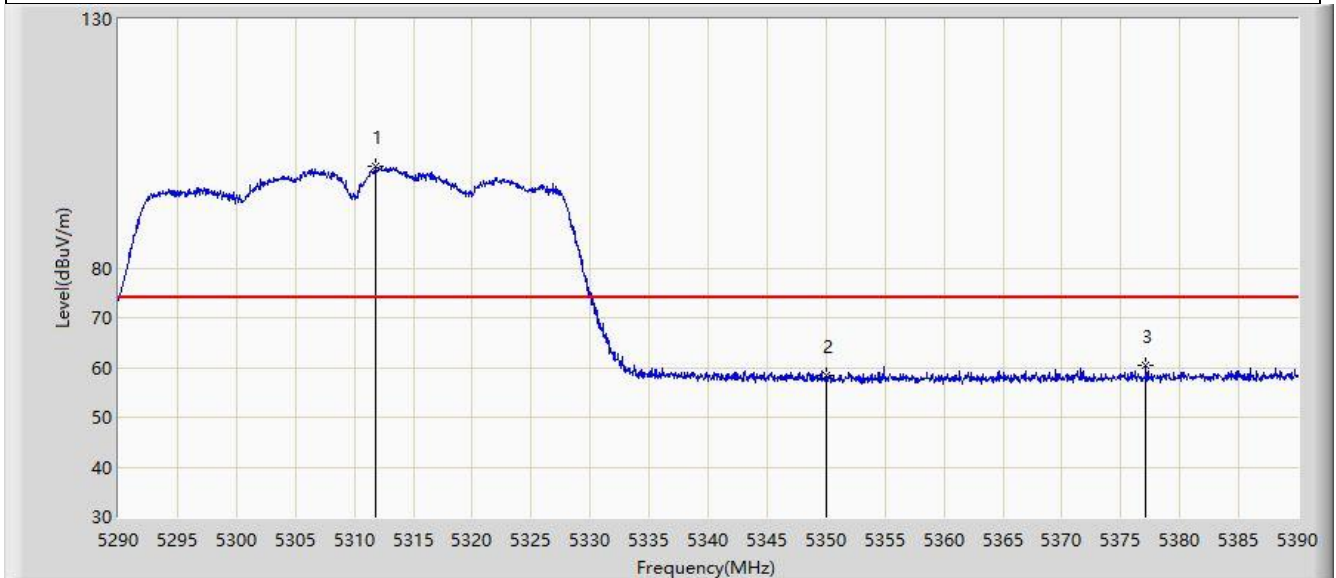
No	Mark	Frequency (MHz)	Measure Level (dB μ V/m)	Reading Level (dB μ V)	Margin (dB)	Limit (dB μ V/m)	Factor (dB/m)	Type
1	*	5150.000	45.201	41.719	-8.799	54.000	3.482	AV
2		5192.350	97.875	94.877	N/A	N/A	2.999	AV

Note 1: " * ", means this data is the worst emission level.

Note 2: Measure Level (dB μ V/m) = Reading Level (dB μ V) + Factor (dB/m).

Note 3: Factor (dB/m) = Cable Loss (dB) + Antenna Factor (dB/m) - Pre_Amplifier Gain (dB).

Site: WZ-AC2	Test Date: 2023-11-25
Limit: FCC_5G_RE(3m)	Engineer: Karl Gao
Probe: BBHA9120D_1457_1-18GHz	Polarity: Horizontal
EUT: L23UGSR-5HaxD2HaxD-NM-US	Power: AC 120V/60Hz
Test Mode: Transmit by 802.11ac-VHT40 at 5310MHz	



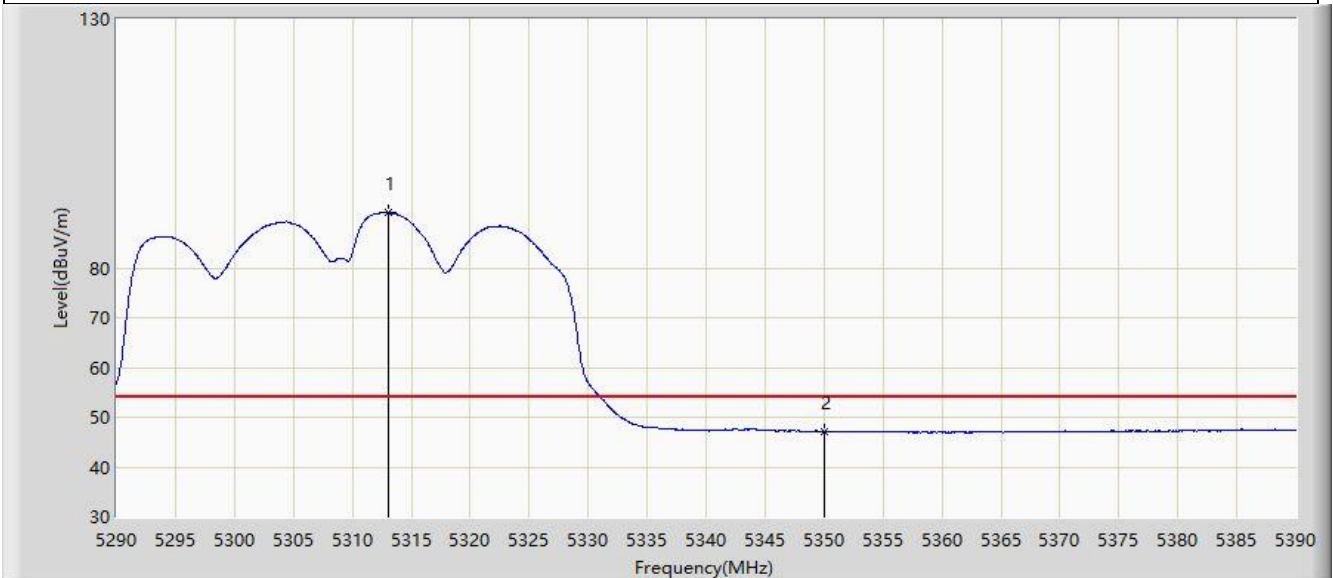
No	Mark	Frequency (MHz)	Measure Level (dB μ V/m)	Reading Level (dB μ V)	Margin (dB)	Limit (dB μ V/m)	Factor (dB/m)	Type
1		5311.850	100.398	97.493	N/A	N/A	2.904	PK
2		5350.000	58.338	55.518	-15.662	74.000	2.820	PK
3	*	5377.100	60.570	57.551	-13.430	74.000	3.018	PK

Note 1: " * ", means this data is the worst emission level.

Note 2: Measure Level (dB μ V/m) = Reading Level (dB μ V) + Factor (dB/m).

Note 3: Factor (dB/m) = Cable Loss (dB) + Antenna Factor (dB/m) - Pre_Amplifier Gain (dB).

Site: WZ-AC2	Test Date: 2023-11-25
Limit: FCC_5G_RE(3m)	Engineer: Karl Gao
Probe: BBHA9120D_1457_1-18GHz	Polarity: Horizontal
EUT: L23UGSR-5HaxD2HaxD-NM-US	Power: AC 120V/60Hz
Test Mode: Transmit by 802.11ac-VHT40 at 5310MHz	



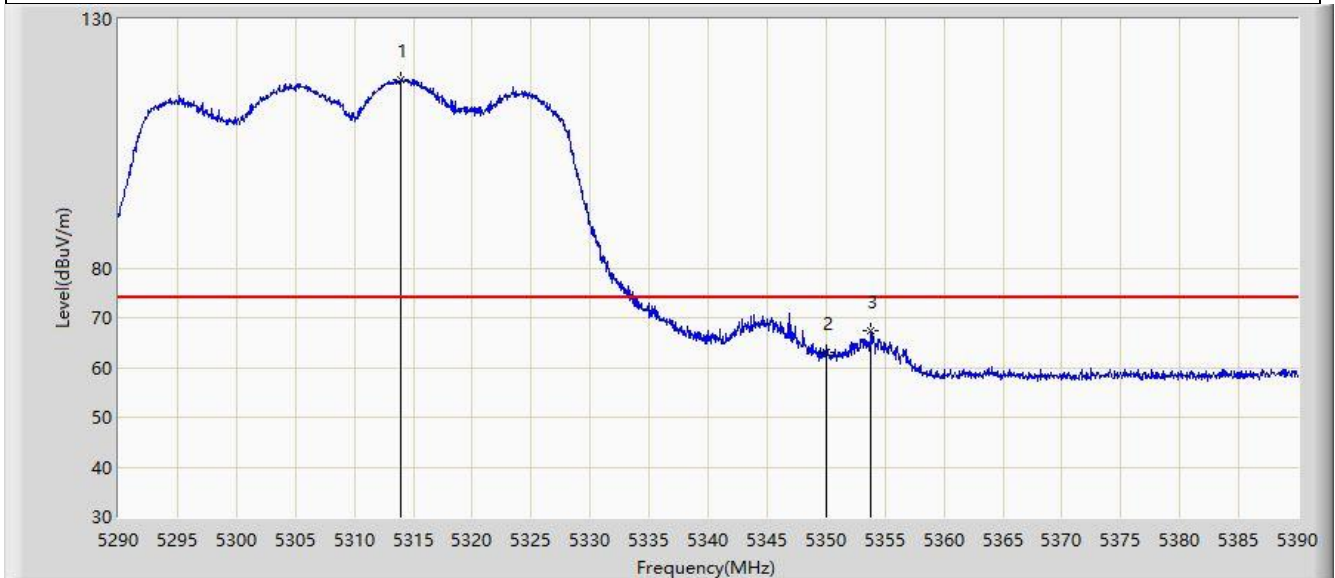
No	Mark	Frequency (MHz)	Measure Level (dBμV/m)	Reading Level (dBμV)	Margin (dB)	Limit (dBμV/m)	Factor (dB/m)	Type
1		5313.100	91.059	88.135	N/A	N/A	2.924	AV
2	*	5350.000	47.148	44.328	-6.852	54.000	2.820	AV

Note 1: " * ", means this data is the worst emission level.

Note 2: Measure Level (dBμV/m) = Reading Level (dBμV) + Factor (dB/m).

Note 3: Factor (dB/m) = Cable Loss (dB) + Antenna Factor (dB/m) - Pre_Amplifier Gain (dB).

Site: WZ-AC2	Test Date: 2023-11-25
Limit: FCC_5G_RE(3m)	Engineer: Karl Gao
Probe: BBHA9120D_1457_1-18GHz	Polarity: Vertical
EUT: L23UGSR-5HaxD2HaxD-NM-US	Power: AC 120V/60Hz
Test Mode: Transmit by 802.11ac-VHT40 at 5310MHz	



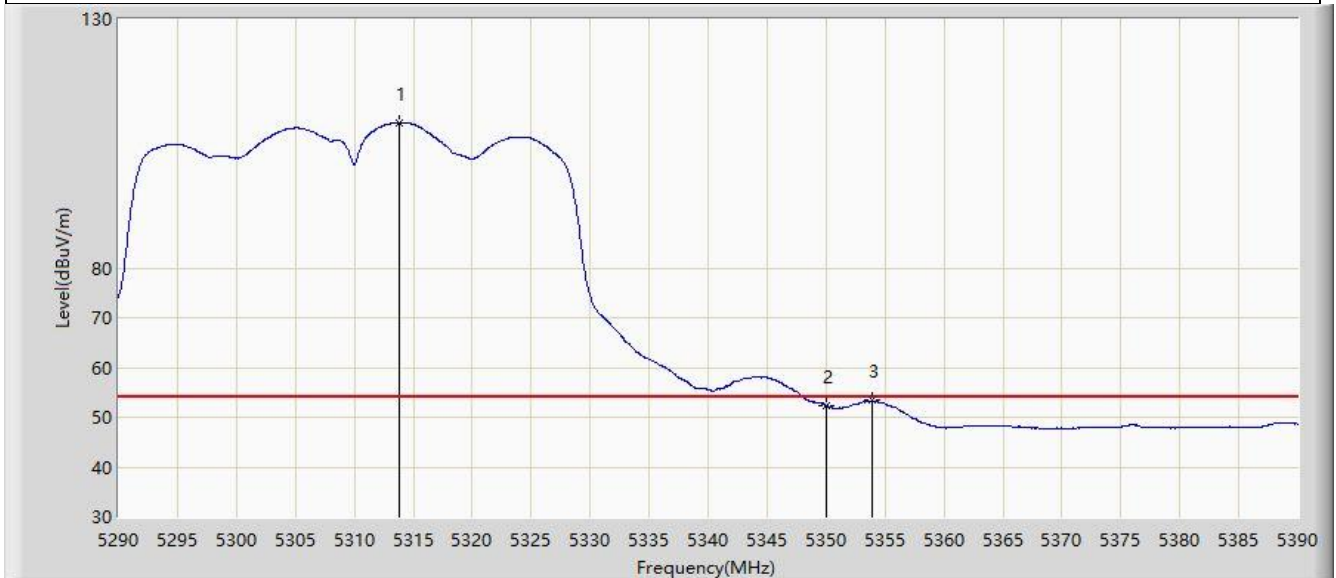
No	Mark	Frequency (MHz)	Measure Level (dBμV/m)	Reading Level (dBμV)	Margin (dB)	Limit (dBμV/m)	Factor (dB/m)	Type
1		5313.900	117.946	115.008	N/A	N/A	2.938	PK
2		5350.000	63.044	60.224	-10.956	74.000	2.820	PK
3	*	5353.800	67.381	64.587	-6.619	74.000	2.794	PK

Note 1: " * ", means this data is the worst emission level.

Note 2: Measure Level (dBμV/m) = Reading Level (dBμV) + Factor (dB/m).

Note 3: Factor (dB/m) = Cable Loss (dB) + Antenna Factor (dB/m) - Pre_Amplifier Gain (dB).

Site: WZ-AC2	Test Date: 2023-11-25
Limit: FCC_5G_RE(3m)	Engineer: Karl Gao
Probe: BBHA9120D_1457_1-18GHz	Polarity: Vertical
EUT: L23UGSR-5HaxD2HaxD-NM-US	Power: AC 120V/60Hz
Test Mode: Transmit by 802.11ac-VHT40 at 5310MHz	



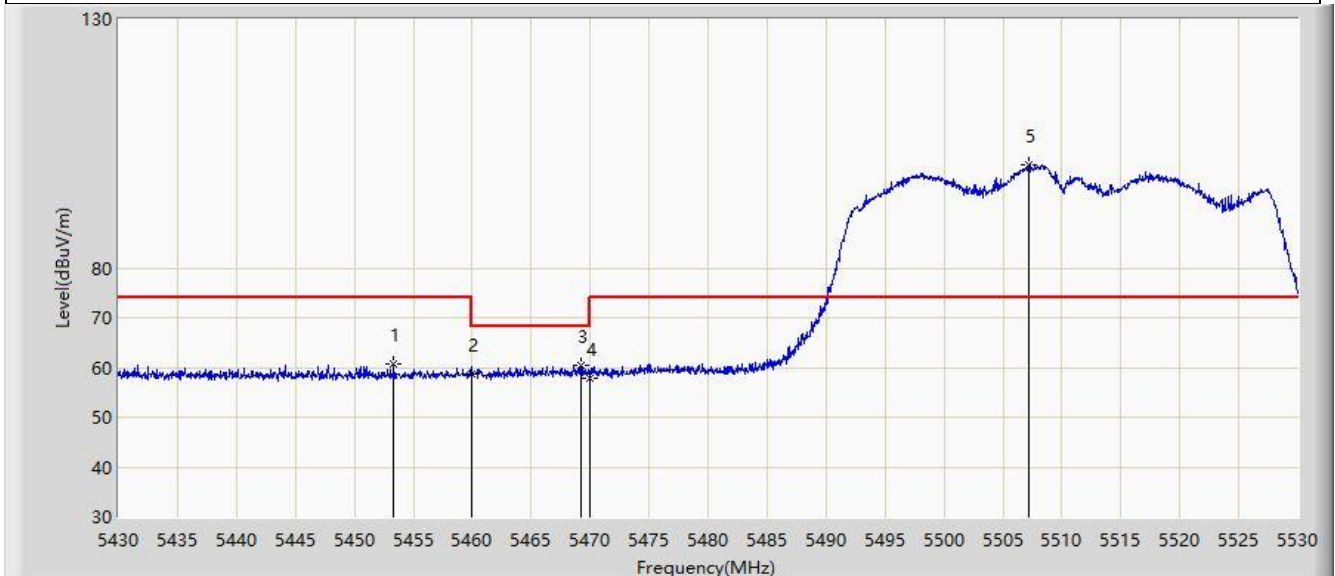
No	Mark	Frequency (MHz)	Measure Level (dB μ V/m)	Reading Level (dB μ V)	Margin (dB)	Limit (dB μ V/m)	Factor (dB/m)	Type
1		5313.750	109.201	106.265	N/A	N/A	2.936	AV
2		5350.000	52.299	49.479	-1.701	54.000	2.820	AV
3	*	5353.850	53.365	50.571	-0.635	54.000	2.794	AV

Note 1: " * ", means this data is the worst emission level.

Note 2: Measure Level (dB μ V/m) = Reading Level (dB μ V) + Factor (dB/m).

Note 3: Factor (dB/m) = Cable Loss (dB) + Antenna Factor (dB/m) - Pre_Amplifier Gain (dB).

Site: WZ-AC2	Test Date: 2023-11-25
Limit: FCC_5G_RE(3m)	Engineer: Karl Gao
Probe: BBHA9120D_1457_1-18GHz	Polarity: Horizontal
EUT: L23UGSR-5HaxD2HaxD-NM-US	Power: AC 120V/60Hz
Test Mode: Transmit by 802.11ac-VHT40 at 5510MHz	



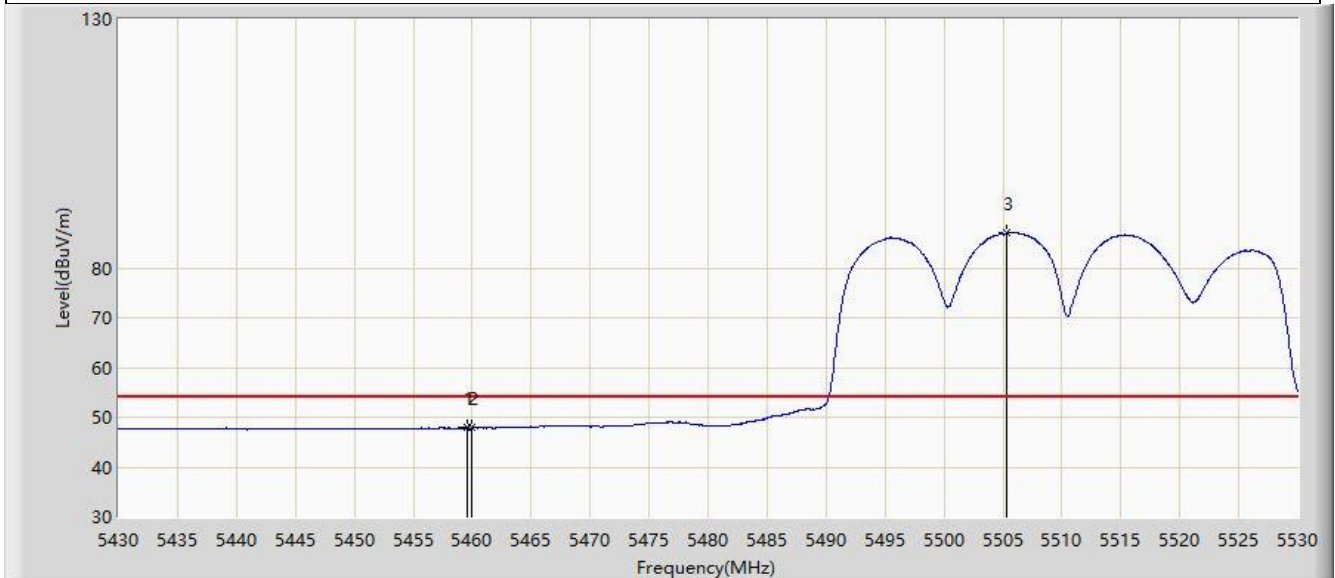
No	Mark	Frequency (MHz)	Measure Level (dB μ V/m)	Reading Level (dB μ V)	Margin (dB)	Limit (dB μ V/m)	Factor (dB/m)	Type
1		5453.350	60.594	57.545	-13.406	74.000	3.049	PK
2		5460.000	58.588	55.439	-15.412	74.000	3.149	PK
3	*	5469.250	60.561	57.234	-7.639	68.200	3.327	PK
4		5470.000	57.945	54.603	-10.255	68.200	3.341	PK
5		5507.250	100.746	97.619	N/A	N/A	3.127	PK

Note 1: " * ", means this data is the worst emission level.

Note 2: Measure Level (dB μ V/m) = Reading Level (dB μ V) + Factor (dB/m).

Note 3: Factor (dB/m) = Cable Loss (dB) + Antenna Factor (dB/m) - Pre_Amplifier Gain (dB).

Site: WZ-AC2	Test Date: 2023-11-25
Limit: FCC_5G_RE(3m)	Engineer: Karl Gao
Probe: BBHA9120D_1457_1-18GHz	Polarity: Horizontal
EUT: L23UGSR-5HaxD2HaxD-NM-US	Power: AC 120V/60Hz
Test Mode: Transmit by 802.11ac-VHT40 at 5510MHz	



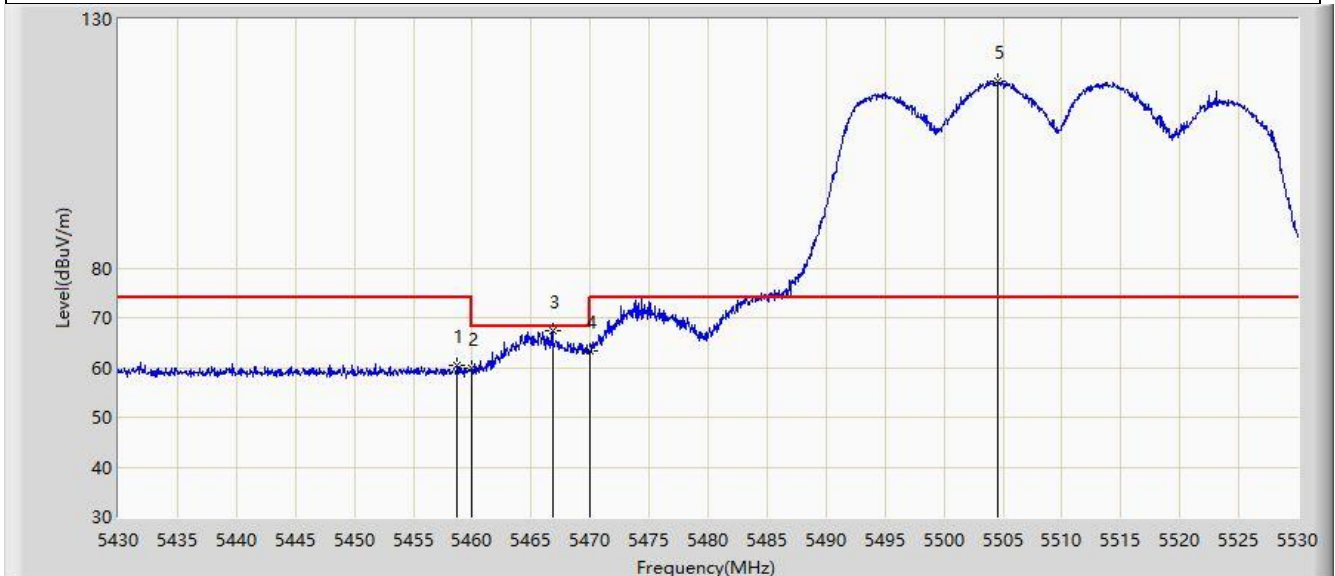
No	Mark	Frequency (MHz)	Measure Level (dB μ V/m)	Reading Level (dB μ V)	Margin (dB)	Limit (dB μ V/m)	Factor (dB/m)	Type
1	*	5459.550	47.919	44.779	-6.081	54.000	3.140	AV
2		5460.000	47.848	44.699	-6.152	54.000	3.149	AV
3		5505.300	87.018	83.871	N/A	N/A	3.148	AV

Note 1: " * ", means this data is the worst emission level.

Note 2: Measure Level (dB μ V/m) = Reading Level (dB μ V) + Factor (dB/m).

Note 3: Factor (dB/m) = Cable Loss (dB) + Antenna Factor (dB/m) - Pre_Amplifier Gain (dB).

Site: WZ-AC2	Test Date: 2023-11-25
Limit: FCC_5G_RE(3m)	Engineer: Karl Gao
Probe: BBHA9120D_1457_1-18GHz	Polarity: Vertical
EUT: L23UGSR-5HaxD2HaxD-NM-US	Power: AC 120V/60Hz
Test Mode: Transmit by 802.11ac-VHT40 at 5510MHz	



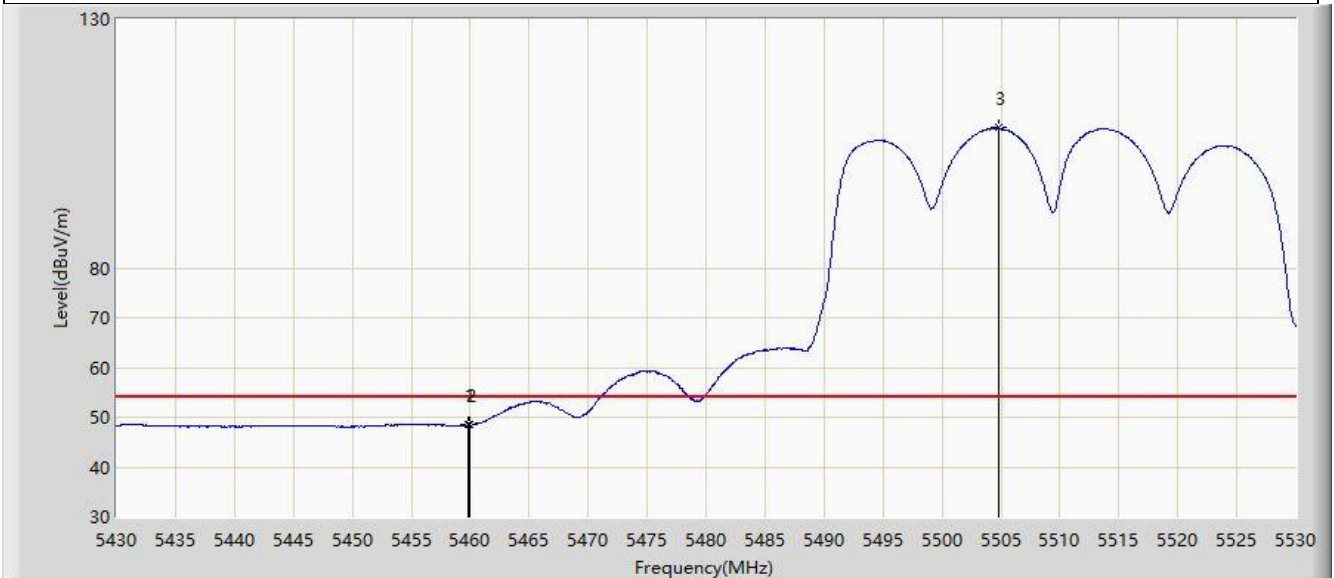
No	Mark	Frequency (MHz)	Measure Level (dBμV/m)	Reading Level (dBμV)	Margin (dB)	Limit (dBμV/m)	Factor (dB/m)	Type
1		5458.750	60.457	57.332	-13.543	74.000	3.126	PK
2		5460.000	59.769	56.620	-14.231	74.000	3.149	PK
3	*	5466.800	67.438	64.158	-0.762	68.200	3.280	PK
4		5470.000	63.376	60.034	-4.824	68.200	3.341	PK
5		5504.600	117.474	114.321	N/A	N/A	3.153	PK

Note 1: " * ", means this data is the worst emission level.

Note 2: Measure Level (dBμV/m) = Reading Level (dBμV) + Factor (dB/m).

Note 3: Factor (dB/m) = Cable Loss (dB) + Antenna Factor (dB/m) - Pre_Amplifier Gain (dB).

Site: WZ-AC2	Test Date: 2023-11-25
Limit: FCC_5G_RE(3m)	Engineer: Karl Gao
Probe: BBHA9120D_1457_1-18GHz	Polarity: Vertical
EUT: L23UGSR-5HaxD2HaxD-NM-US	Power: AC 120V/60Hz
Test Mode: Transmit by 802.11ac-VHT40 at 5510MHz	



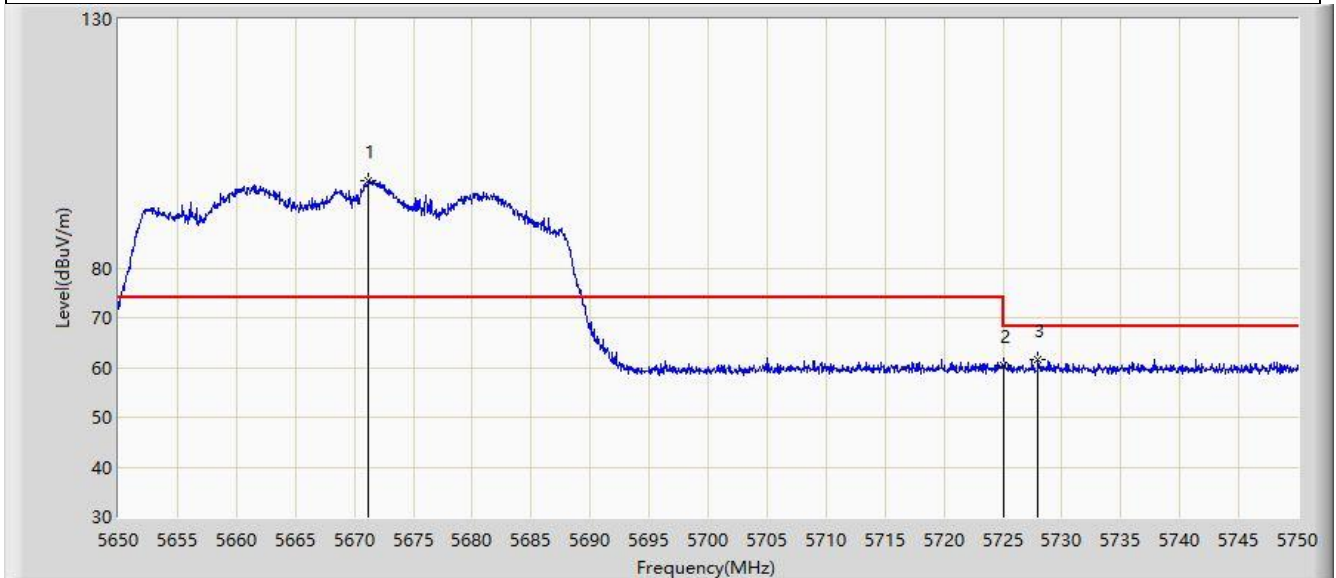
No	Mark	Frequency (MHz)	Measure Level (dB μ V/m)	Reading Level (dB μ V)	Margin (dB)	Limit (dB μ V/m)	Factor (dB/m)	Type
1	*	5459.850	48.429	45.283	-5.571	54.000	3.147	AV
2		5460.000	48.414	45.265	-5.586	54.000	3.149	AV
3		5504.750	108.135	104.983	N/A	N/A	3.153	AV

Note 1: " * ", means this data is the worst emission level.

Note 2: Measure Level (dB μ V/m) = Reading Level (dB μ V) + Factor (dB/m).

Note 3: Factor (dB/m) = Cable Loss (dB) + Antenna Factor (dB/m) - Pre_Amplifier Gain (dB).

Site: WZ-AC2	Test Date: 2023-11-25
Limit: FCC_5G_RE(3m)	Engineer: Karl Gao
Probe: BBHA9120D_1457_1-18GHz	Polarity: Horizontal
EUT: L23UGSR-5HaxD2HaxD-NM-US	Power: AC 120V/60Hz
Test Mode: Transmit by 802.11ac-VHT40 at 5670MHz	



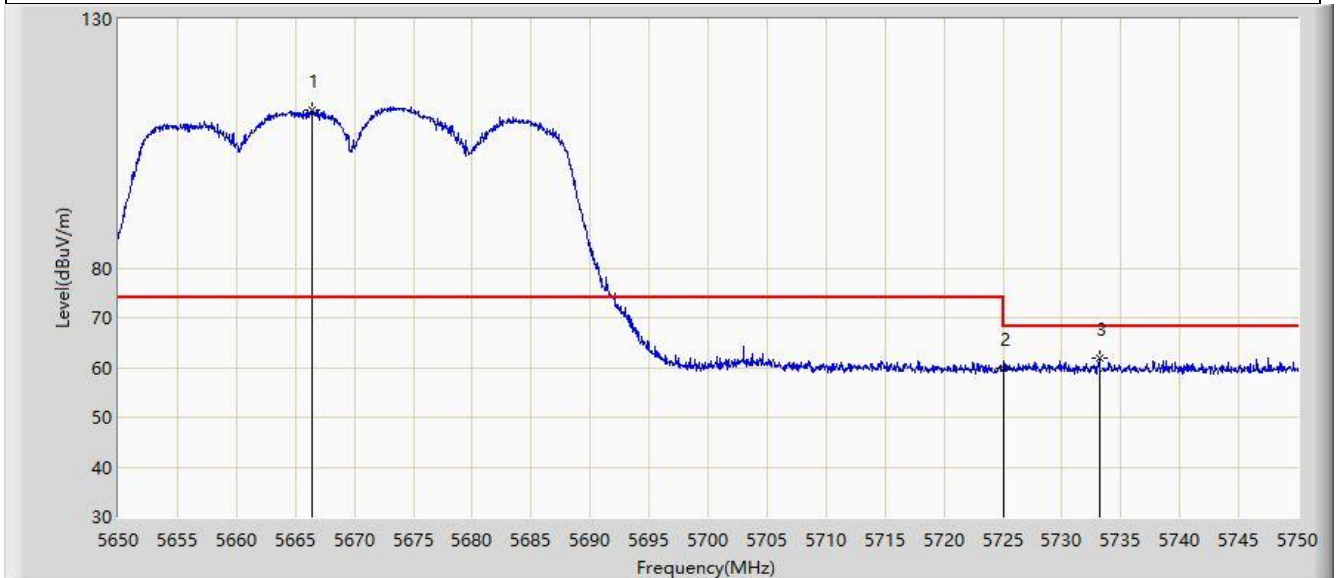
No	Mark	Frequency (MHz)	Measure Level (dBµV/m)	Reading Level (dBµV)	Margin (dB)	Limit (dBµV/m)	Factor (dB/m)	Type
1		5671.200	97.570	93.551	N/A	N/A	4.020	PK
2		5725.000	60.309	55.606	-7.891	68.200	4.703	PK
3	*	5728.000	61.684	57.004	-6.516	68.200	4.679	PK

Note 1: " * ", means this data is the worst emission level.

Note 2: Measure Level (dBµV/m) = Reading Level (dBµV) + Factor (dB/m).

Note 3: Factor (dB/m) = Cable Loss (dB) + Antenna Factor (dB/m) - Pre_Amplifier Gain (dB).

Site: WZ-AC2	Test Date: 2023-11-25
Limit: FCC_5G_RE(3m)	Engineer: Karl Gao
Probe: BBHA9120D_1457_1-18GHz	Polarity: Vertical
EUT: L23UGSR-5HaxD2HaxD-NM-US	Power: AC 120V/60Hz
Test Mode: Transmit by 802.11ac-VHT40 at 5670MHz	



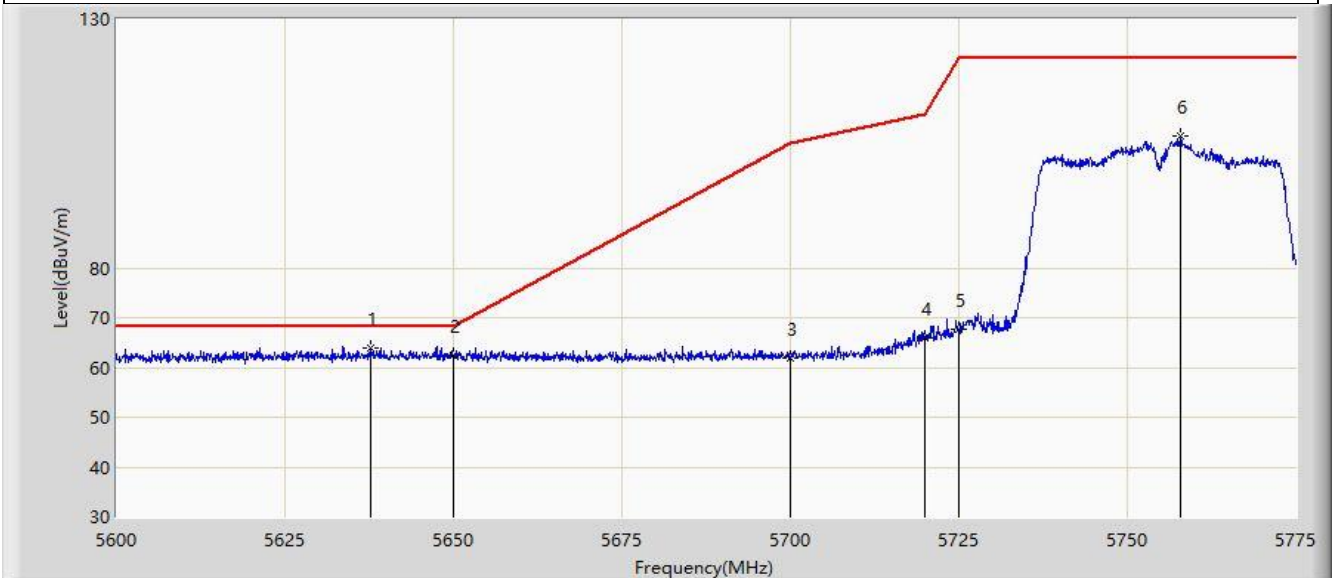
No	Mark	Frequency (MHz)	Measure Level (dBμV/m)	Reading Level (dBμV)	Margin (dB)	Limit (dBμV/m)	Factor (dB/m)	Type
1		5666.450	111.706	107.673	N/A	N/A	4.032	PK
2		5725.000	59.885	55.182	-8.315	68.200	4.703	PK
3	*	5733.150	62.022	57.434	-6.178	68.200	4.589	PK

Note 1: " * ", means this data is the worst emission level.

Note 2: Measure Level (dBμV/m) = Reading Level (dBμV) + Factor (dB/m).

Note 3: Factor (dB/m) = Cable Loss (dB) + Antenna Factor (dB/m) - Pre_Amplifier Gain (dB).

Site: WZ-AC2	Test Date: 2023-11-25
Limit: FCC_5.8G_RE(3m)	Engineer: Karl Gao
Probe: BBHA9120D_1457_1-18GHz	Polarity: Horizontal
EUT: L23UGSR-5HaxD2HaxD-NM-US	Power: AC 120V/60Hz
Test Mode: Transmit by 802.11ac-VHT40 at 5755MHz	



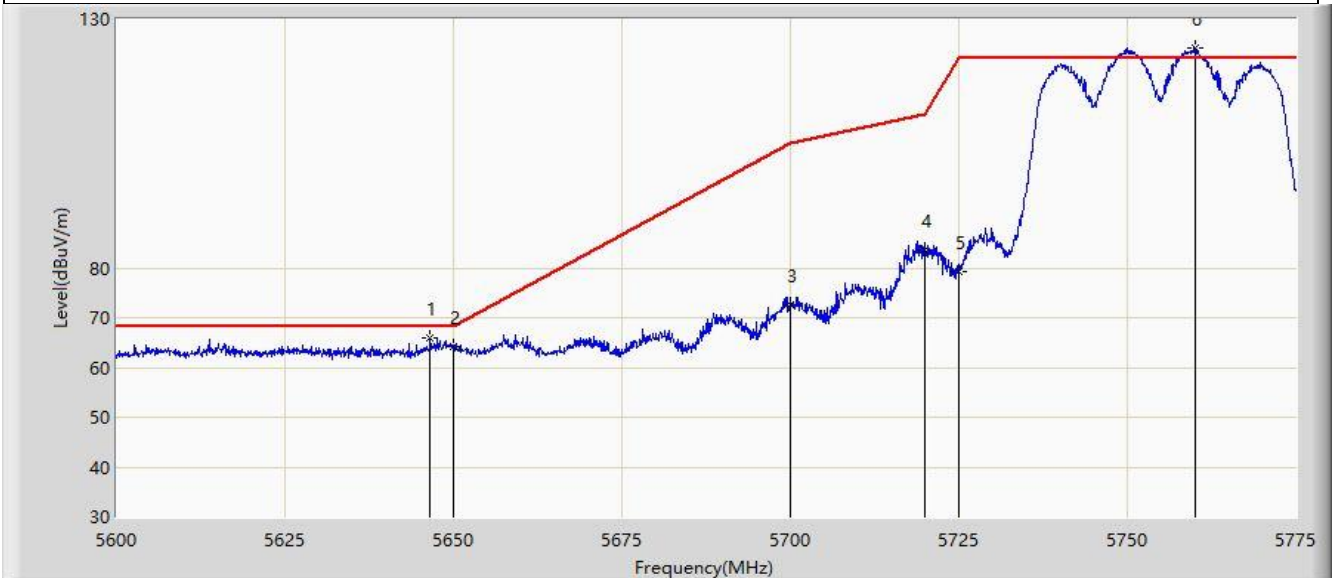
No	Mark	Frequency (MHz)	Measure Level (dBμV/m)	Reading Level (dBμV)	Margin (dB)	Limit (dBμV/m)	Factor (dB/m)	Type
1	*	5637.625	64.013	59.891	-4.187	68.200	4.122	PK
2		5650.000	62.401	58.278	-5.799	68.200	4.122	PK
3		5700.000	61.822	57.385	-43.378	105.200	4.437	PK
4		5720.000	65.918	61.254	-44.882	110.800	4.663	PK
5		5725.000	67.567	62.864	-54.633	122.200	4.703	PK
6		5757.937	106.422	101.848	N/A	N/A	4.574	PK

Note 1: " * ", means this data is the worst emission level.

Note 2: Measure Level (dBμV/m) = Reading Level (dBμV) + Factor (dB/m).

Note 3: Factor (dB/m) = Cable Loss (dB) + Antenna Factor (dB/m) - Pre_Amplifier Gain (dB).

Site: WZ-AC2	Test Date: 2023-11-25
Limit: FCC_5.8G_RE(3m)	Engineer: Karl Gao
Probe: BBHA9120D_1457_1-18GHz	Polarity: Vertical
EUT: L23UGSR-5HaxD2HaxD-NM-US	Power: AC 120V/60Hz
Test Mode: Transmit by 802.11ac-VHT40 at 5755MHz	



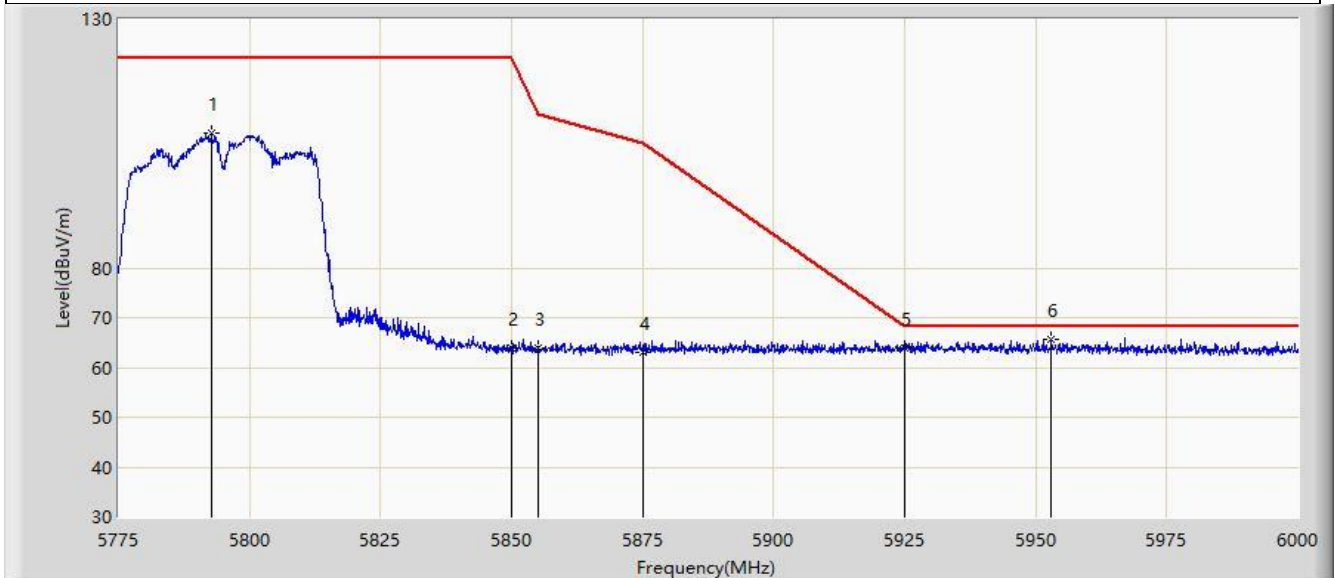
No	Mark	Frequency (MHz)	Measure Level (dBuV/m)	Reading Level (dBuV)	Margin (dB)	Limit (dBuV/m)	Factor (dB/m)	Type
1	*	5646.550	65.922	61.783	-2.278	68.200	4.139	PK
2		5650.000	64.092	59.969	-4.108	68.200	4.122	PK
3		5700.000	72.751	68.314	-32.449	105.200	4.437	PK
4		5720.000	83.658	78.994	-27.142	110.800	4.663	PK
5		5725.000	79.406	74.703	-42.794	122.200	4.703	PK
6		5760.038	124.239	119.639	N/A	N/A	4.600	PK

Note 1: " * ", means this data is the worst emission level.

Note 2: Measure Level (dBuV/m) = Reading Level (dBuV) + Factor (dB/m).

Note 3: Factor (dB/m) = Cable Loss (dB) + Antenna Factor (dB/m) - Pre_Amplifier Gain (dB).

Site: WZ-AC2	Test Date: 2023-11-25
Limit: FCC_5.8G_RE(3m)	Engineer: Karl Gao
Probe: BBHA9120D_1457_1-18GHz	Polarity: Horizontal
EUT: L23UGSR-5HaxD2HaxD-NM-US	Power: AC 120V/60Hz
Test Mode: Transmit by 802.11ac-VHT40 at 5795MHz	



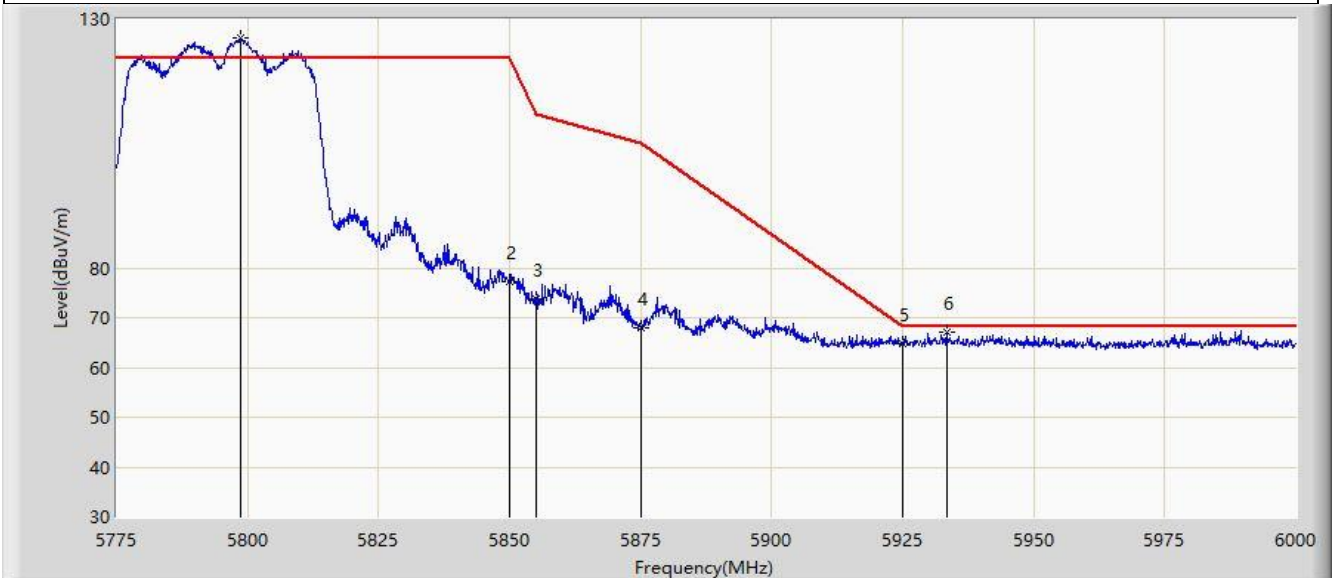
No	Mark	Frequency (MHz)	Measure Level (dB μ V/m)	Reading Level (dB μ V)	Margin (dB)	Limit (dB μ V/m)	Factor (dB/m)	Type
1		5792.775	106.974	101.913	N/A	N/A	5.061	PK
2		5850.000	63.995	59.012	-58.205	122.200	4.984	PK
3		5855.000	64.051	59.013	-46.749	110.800	5.038	PK
4		5875.000	63.029	57.898	-42.171	105.200	5.131	PK
5		5925.000	63.827	58.592	-4.373	68.200	5.236	PK
6	*	5952.975	65.651	60.283	-2.549	68.200	5.368	PK

Note 1: " * ", means this data is the worst emission level.

Note 2: Measure Level (dB μ V/m) = Reading Level (dB μ V) + Factor (dB/m).

Note 3: Factor (dB/m) = Cable Loss (dB) + Antenna Factor (dB/m) - Pre_Amplifier Gain (dB).

Site: WZ-AC2	Test Date: 2023-11-25
Limit: FCC_5.8G_RE(3m)	Engineer: Karl Gao
Probe: BBHA9120D_1457_1-18GHz	Polarity: Vertical
EUT: L23UGSR-5HaxD2HaxD-NM-US	Power: AC 120V/60Hz
Test Mode: Transmit by 802.11ac-VHT40 at 5795MHz	



No	Mark	Frequency (MHz)	Measure Level (dBμV/m)	Reading Level (dBμV)	Margin (dB)	Limit (dBμV/m)	Factor (dB/m)	Type
1		5798.625	126.121	121.048	N/A	N/A	5.073	PK
2		5850.000	77.149	72.166	-45.051	122.200	4.984	PK
3		5855.000	73.891	68.853	-36.909	110.800	5.038	PK
4		5875.000	67.873	62.742	-37.327	105.200	5.131	PK
5		5925.000	64.680	59.445	-3.520	68.200	5.236	PK
6	*	5933.400	67.187	61.914	-1.013	68.200	5.272	PK

Note 1: " * ", means this data is the worst emission level.

Note 2: Measure Level (dBμV/m) = Reading Level (dBμV) + Factor (dB/m).

Note 3: Factor (dB/m) = Cable Loss (dB) + Antenna Factor (dB/m) - Pre_Amplifier Gain (dB).

Site: WZ-AC2	Test Date: 2023-12-01
Limit: FCC_5G_RE(3m)	Engineer: Bob Zhang
Probe: BBHA9120D_1457_1-18GHz	Polarity: Horizontal
EUT: L23UGSR-5HaxD2HaxD-NM-US	Power: AC 120V/60Hz
Test Mode: Transmit by 802.11ac-VHT80 at 5210MHz	



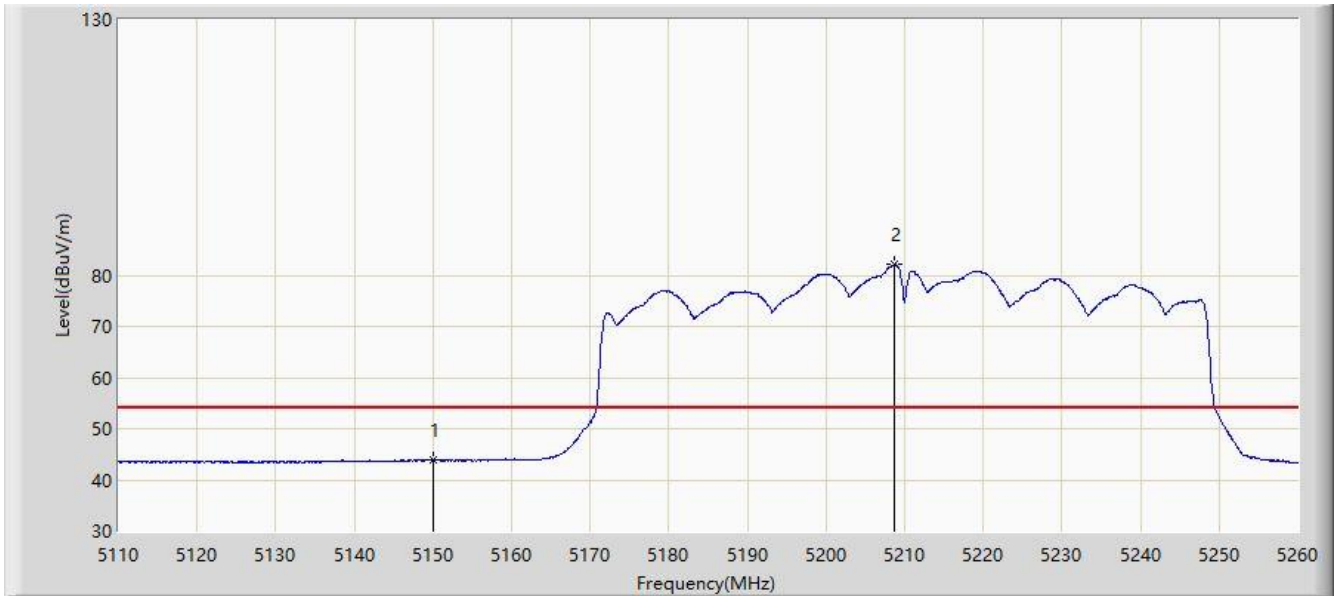
No	Mark	Frequency (MHz)	Measure Level (dB μ V/m)	Reading Level (dB μ V)	Margin (dB)	Limit (dB μ V/m)	Factor (dB/m)	Type
1	*	5125.300	56.469	53.203	-17.531	74.000	3.266	PK
2		5150.000	54.544	51.062	-19.456	74.000	3.482	PK
3		5208.175	90.058	87.168	N/A	N/A	2.889	PK

Note 1: " * ", means this data is the worst emission level.

Note 2: Measure Level (dB μ V/m) = Reading Level (dB μ V) + Factor (dB/m).

Note 3: Factor (dB/m) = Cable Loss (dB) + Antenna Factor (dB/m) - Pre_Amplifier Gain (dB).

Site: WZ-AC2	Test Date: 2023-12-01
Limit: FCC_5G_RE(3m)	Engineer: Bob Zhang
Probe: BBHA9120D_1457_1-18GHz	Polarity: Horizontal
EUT: L23UGSR-5HaxD2HaxD-NM-US	Power: AC 120V/60Hz
Test Mode: Transmit by 802.11ac-VHT80 at 5210MHz	



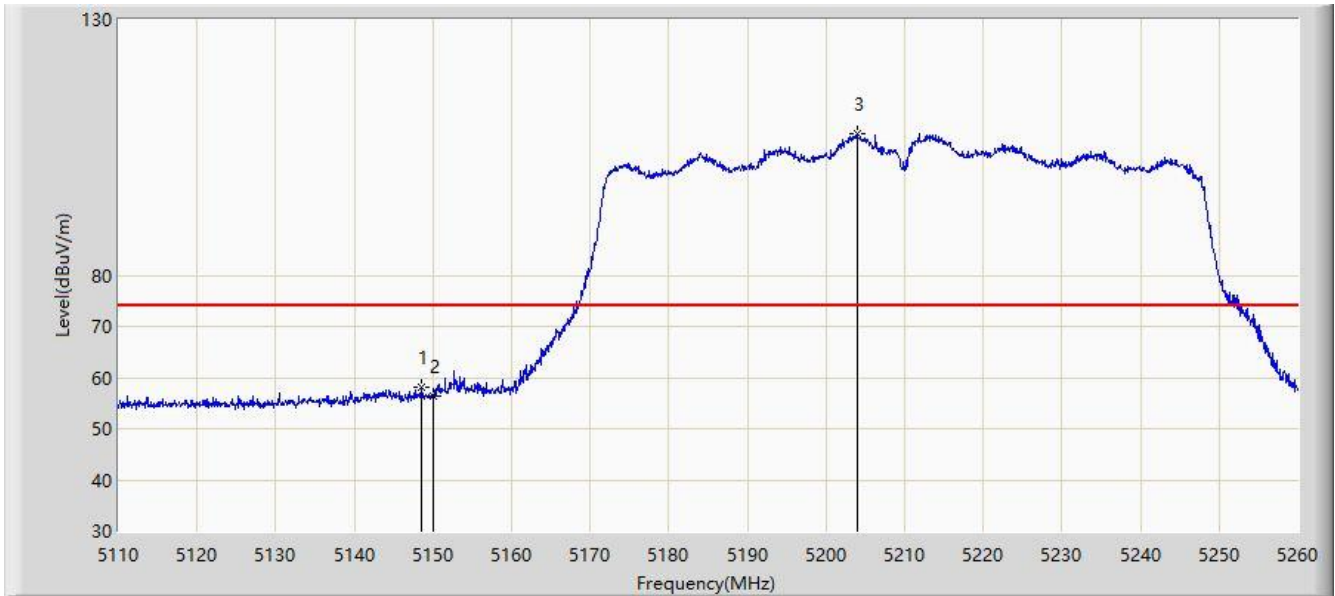
No	Mark	Frequency (MHz)	Measure Level (dB μ V/m)	Reading Level (dB μ V)	Margin (dB)	Limit (dB μ V/m)	Factor (dB/m)	Type
1	*	5150.000	43.831	40.349	-10.169	54.000	3.482	AV
2		5208.700	82.065	79.173	N/A	N/A	2.892	AV

Note 1: " * ", means this data is the worst emission level.

Note 2: Measure Level (dB μ V/m) = Reading Level (dB μ V) + Factor (dB/m).

Note 3: Factor (dB/m) = Cable Loss (dB) + Antenna Factor (dB/m) - Pre_Amplifier Gain (dB).

Site: WZ-AC2	Test Date: 2023-12-01
Limit: FCC_5G_RE(3m)	Engineer: Bob Zhang
Probe: BBHA9120D_1457_1-18GHz	Polarity: Vertical
EUT: L23UGSR-5HaxD2HaxD-NM-US	Power: AC 120V/60Hz
Test Mode: Transmit by 802.11ac-VHT80 at 5210MHz	



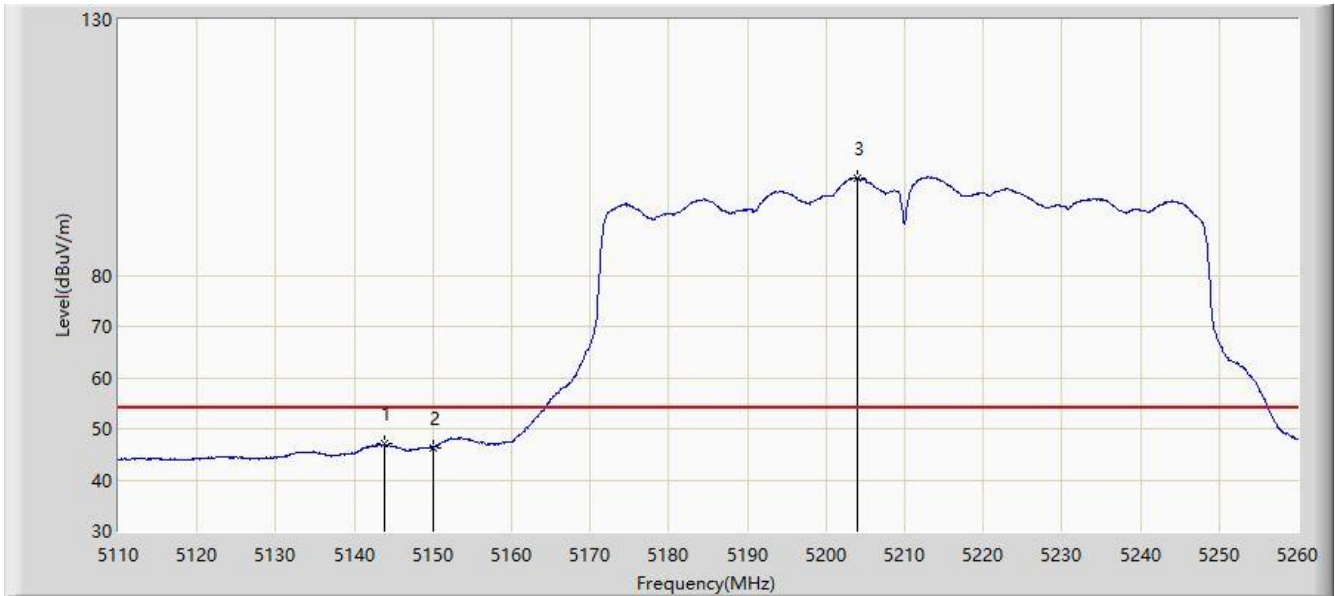
No	Mark	Frequency (MHz)	Measure Level (dB μ V/m)	Reading Level (dB μ V)	Margin (dB)	Limit (dB μ V/m)	Factor (dB/m)	Type
1	*	5148.475	58.102	54.625	-15.898	74.000	3.477	PK
2		5150.000	56.464	52.982	-17.536	74.000	3.482	PK
3		5203.975	107.582	104.708	N/A	N/A	2.873	PK

Note 1: " * ", means this data is the worst emission level.

Note 2: Measure Level (dB μ V/m) = Reading Level (dB μ V) + Factor (dB/m).

Note 3: Factor (dB/m) = Cable Loss (dB) + Antenna Factor (dB/m) - Pre_Amplifier Gain (dB).

Site: WZ-AC2	Test Date: 2023-12-01
Limit: FCC_5G_RE(3m)	Engineer: Bob Zhang
Probe: BBHA9120D_1457_1-18GHz	Polarity: Vertical
EUT: L23UGSR-5HaxD2HaxD-NM-US	Power: AC 120V/60Hz
Test Mode: Transmit by 802.11ac-VHT80 at 5210MHz	



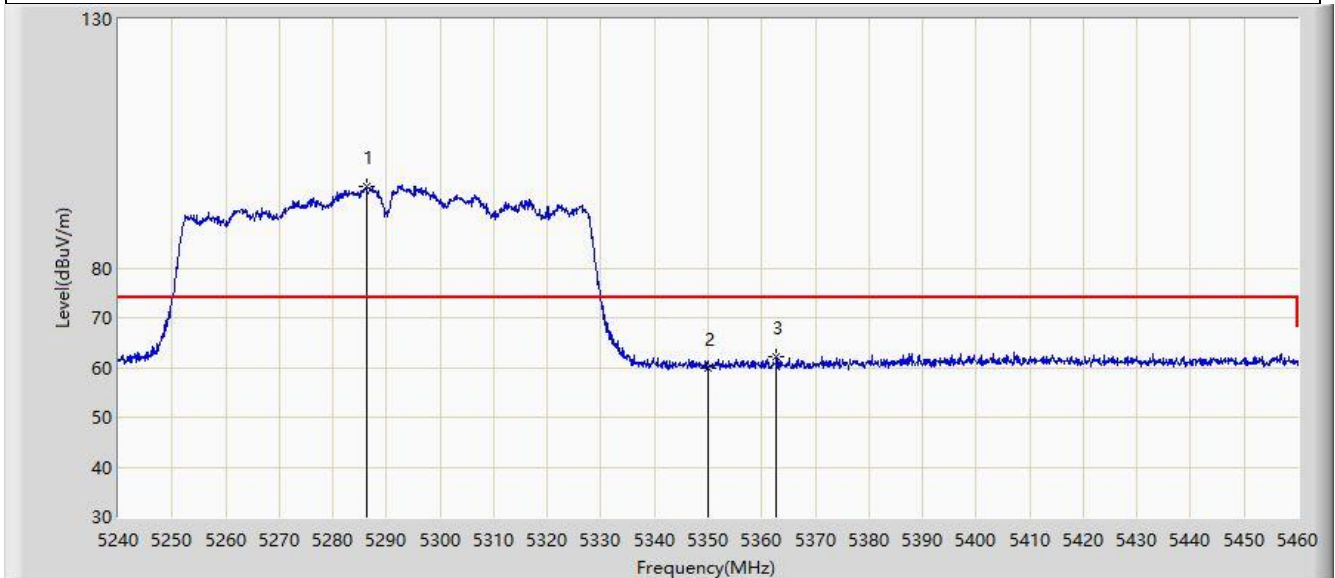
No	Mark	Frequency (MHz)	Measure Level (dB μ V/m)	Reading Level (dB μ V)	Margin (dB)	Limit (dB μ V/m)	Factor (dB/m)	Type
1	*	5143.825	46.962	43.539	-7.038	54.000	3.422	AV
2		5150.000	46.363	42.881	-7.637	54.000	3.482	AV
3		5204.050	99.124	96.250	N/A	N/A	2.874	AV

Note 1: " * ", means this data is the worst emission level.

Note 2: Measure Level (dB μ V/m) = Reading Level (dB μ V) + Factor (dB/m).

Note 3: Factor (dB/m) = Cable Loss (dB) + Antenna Factor (dB/m) - Pre_Amplifier Gain (dB).

Site: WZ-AC2	Test Date: 2023-11-25
Limit: FCC_5G_RE(3m)	Engineer: Karl Gao
Probe: BBHA9120D_1457_1-18GHz	Polarity: Horizontal
EUT: L23UGSR-5HaxD2HaxD-NM-US	Power: AC 120V/60Hz
Test Mode: Transmit by 802.11ac-VHT80 at 5290MHz	



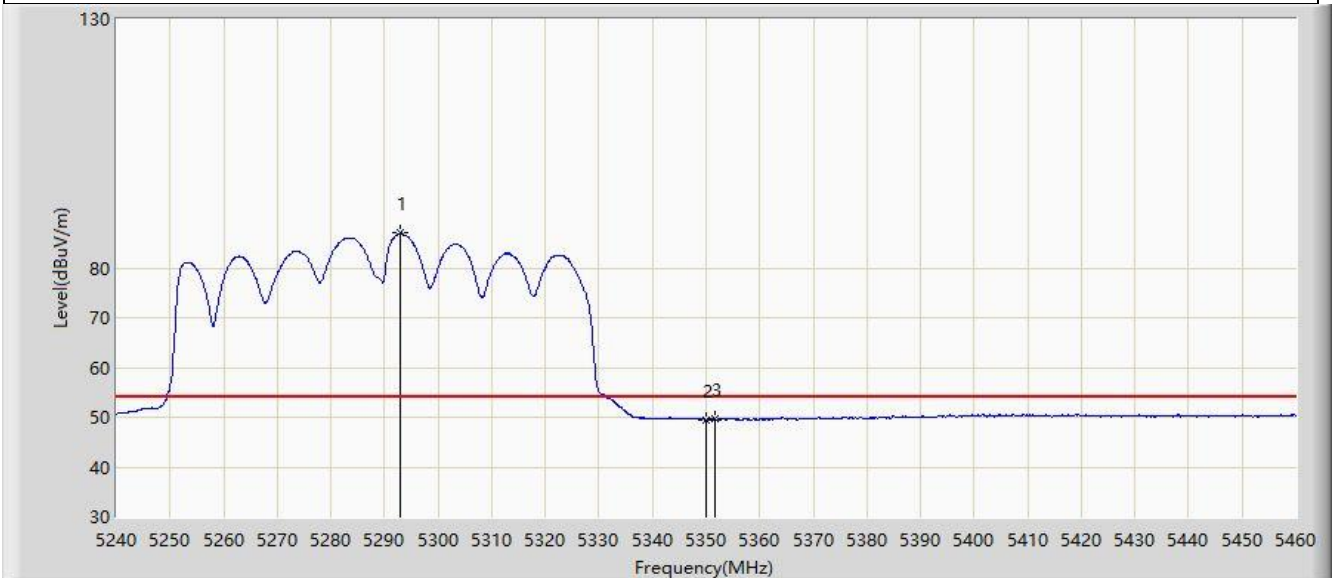
No	Mark	Frequency (MHz)	Measure Level (dBμV/m)	Reading Level (dBμV)	Margin (dB)	Limit (dBμV/m)	Factor (dB/m)	Type
1		5286.200	96.316	93.768	N/A	N/A	2.548	PK
2		5350.000	59.873	57.053	-14.127	74.000	2.820	PK
3	*	5362.760	62.146	59.312	-11.854	74.000	2.834	PK

Note 1: " * ", means this data is the worst emission level.

Note 2: Measure Level (dBμV/m) = Reading Level (dBμV) + Factor (dB/m).

Note 3: Factor (dB/m) = Cable Loss (dB) + Antenna Factor (dB/m) - Pre_Amplifier Gain (dB).

Site: WZ-AC2	Test Date: 2023-11-25
Limit: FCC_5G_RE(3m)	Engineer: Karl Gao
Probe: BBHA9120D_1457_1-18GHz	Polarity: Horizontal
EUT: L23UGSR-5HaxD2HaxD-NM-US	Power: AC 120V/60Hz
Test Mode: Transmit by 802.11ac-VHT80 at 5290MHz	



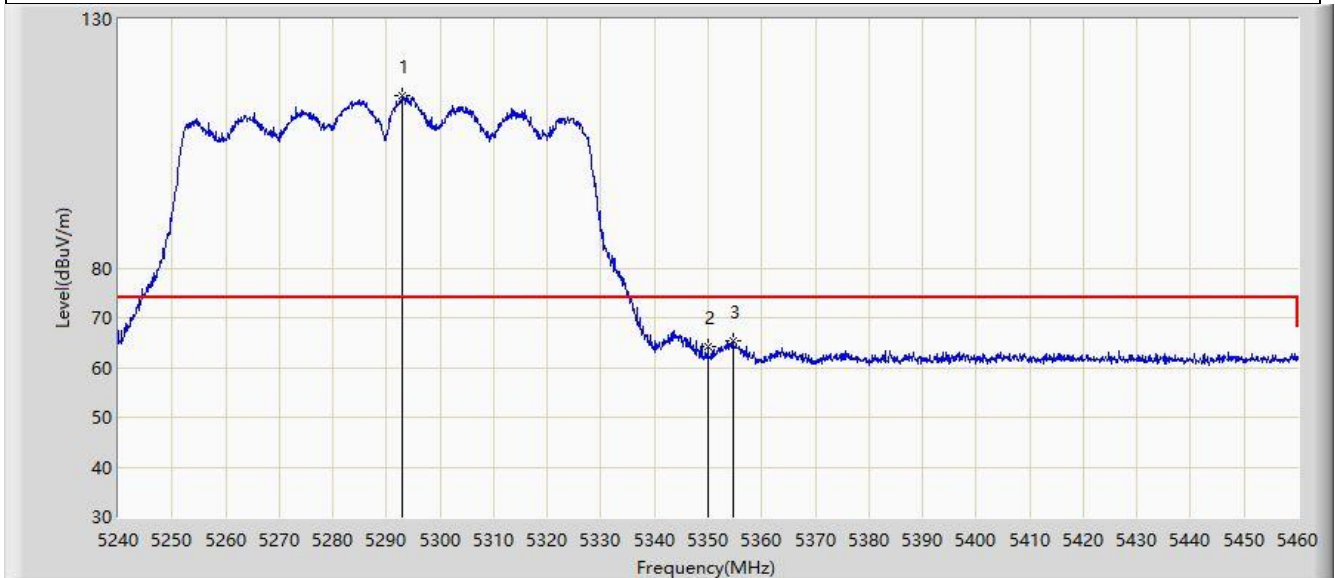
No	Mark	Frequency (MHz)	Measure Level (dBμV/m)	Reading Level (dBμV)	Margin (dB)	Limit (dBμV/m)	Factor (dB/m)	Type
1		5292.910	86.995	84.354	N/A	N/A	2.642	AV
2		5350.000	49.464	46.644	-4.536	54.000	2.820	AV
3	*	5351.650	49.644	46.852	-4.356	54.000	2.792	AV

Note 1: " * ", means this data is the worst emission level.

Note 2: Measure Level (dBμV/m) = Reading Level (dBμV) + Factor (dB/m).

Note 3: Factor (dB/m) = Cable Loss (dB) + Antenna Factor (dB/m) - Pre_Amplifier Gain (dB).

Site: WZ-AC2	Test Date: 2023-11-25
Limit: FCC_5G_RE(3m)	Engineer: Karl Gao
Probe: BBHA9120D_1457_1-18GHz	Polarity: Vertical
EUT: L23UGSR-5HaxD2HaxD-NM-US	Power: AC 120V/60Hz
Test Mode: Transmit by 802.11ac-VHT80 at 5290MHz	



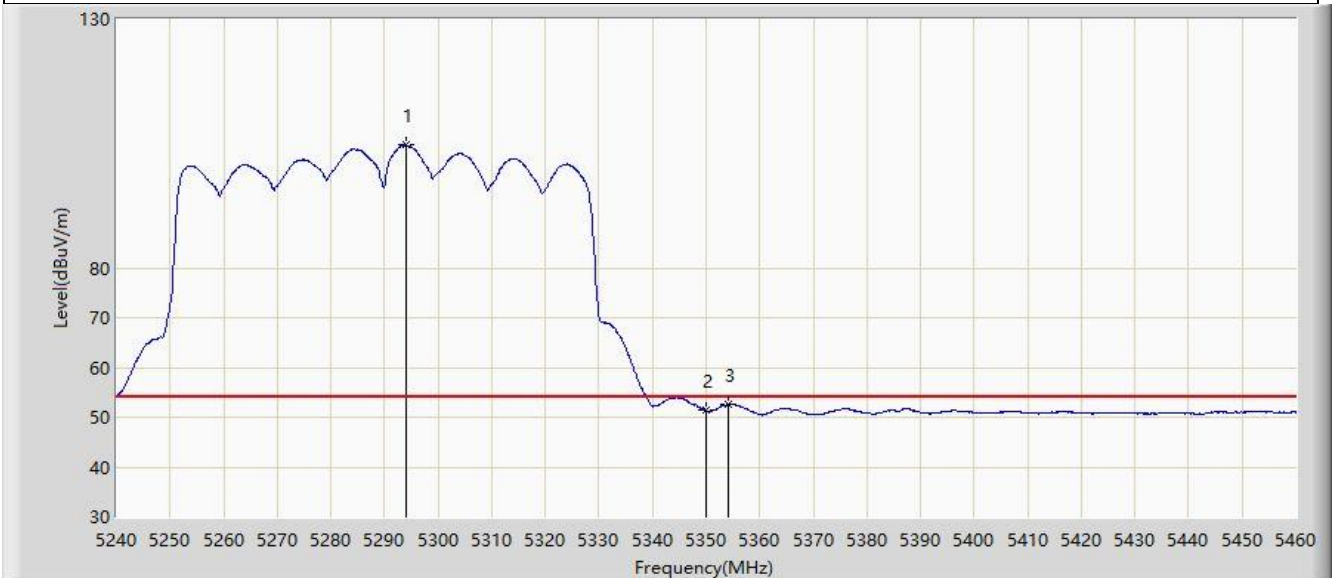
No	Mark	Frequency (MHz)	Measure Level (dB μ V/m)	Reading Level (dB μ V)	Margin (dB)	Limit (dB μ V/m)	Factor (dB/m)	Type
1		5292.910	114.495	111.854	N/A	N/A	2.642	PK
2		5350.000	64.282	61.462	-9.718	74.000	2.820	PK
3	*	5354.620	65.412	62.614	-8.588	74.000	2.798	PK

Note 1: " * ", means this data is the worst emission level.

Note 2: Measure Level (dB μ V/m) = Reading Level (dB μ V) + Factor (dB/m).

Note 3: Factor (dB/m) = Cable Loss (dB) + Antenna Factor (dB/m) - Pre_Amplifier Gain (dB).

Site: WZ-AC2	Test Date: 2023-11-25
Limit: FCC_5G_RE(3m)	Engineer: Karl Gao
Probe: BBHA9120D_1457_1-18GHz	Polarity: Vertical
EUT: L23UGSR-5HaxD2HaxD-NM-US	Power: AC 120V/60Hz
Test Mode: Transmit by 802.11ac-VHT80 at 5290MHz	



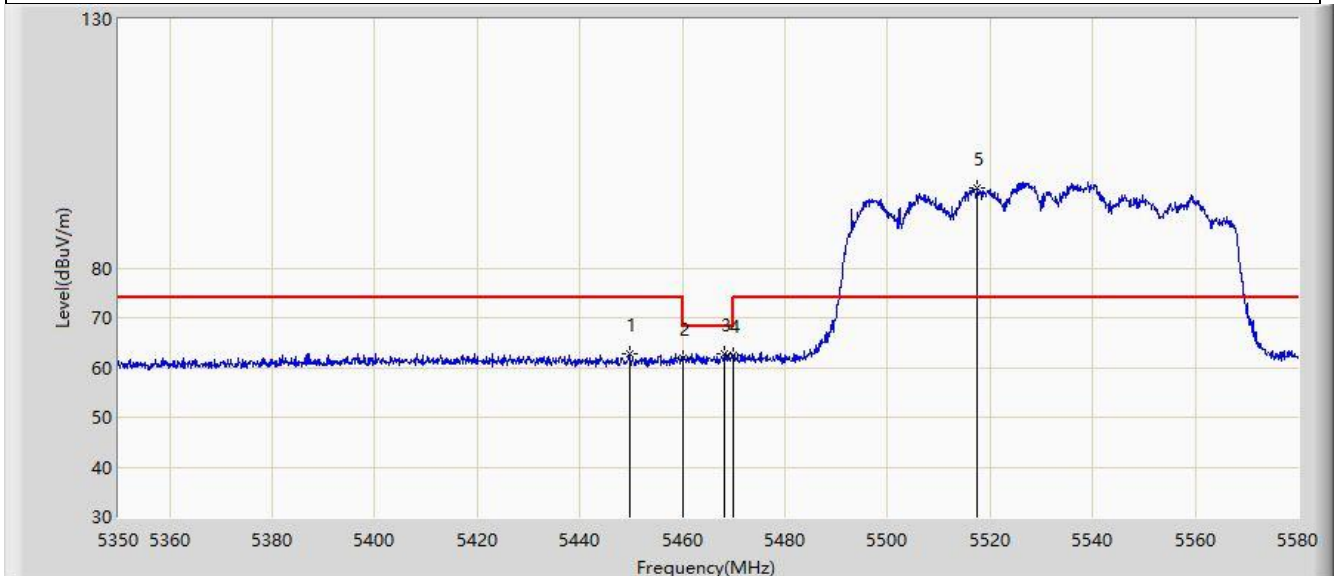
No	Mark	Frequency (MHz)	Measure Level (dBμV/m)	Reading Level (dBμV)	Margin (dB)	Limit (dBμV/m)	Factor (dB/m)	Type
1		5293.900	104.738	102.083	N/A	N/A	2.656	AV
2		5350.000	51.400	48.580	-2.600	54.000	2.820	AV
3	*	5354.070	52.727	49.932	-1.273	54.000	2.795	AV

Note 1: " * ", means this data is the worst emission level.

Note 2: Measure Level (dBμV/m) = Reading Level (dBμV) + Factor (dB/m).

Note 3: Factor (dB/m) = Cable Loss (dB) + Antenna Factor (dB/m) - Pre_Amplifier Gain (dB).

Site: WZ-AC2	Test Date: 2023-11-25
Limit: FCC_5G_RE(3m)	Engineer: Karl Gao
Probe: BBHA9120D_1457_1-18GHz	Polarity: Horizontal
EUT: L23UGSR-5HaxD2HaxD-NM-US	Power: AC 120V/60Hz
Test Mode: Transmit by 802.11ac-VHT80 at 5530MHz	



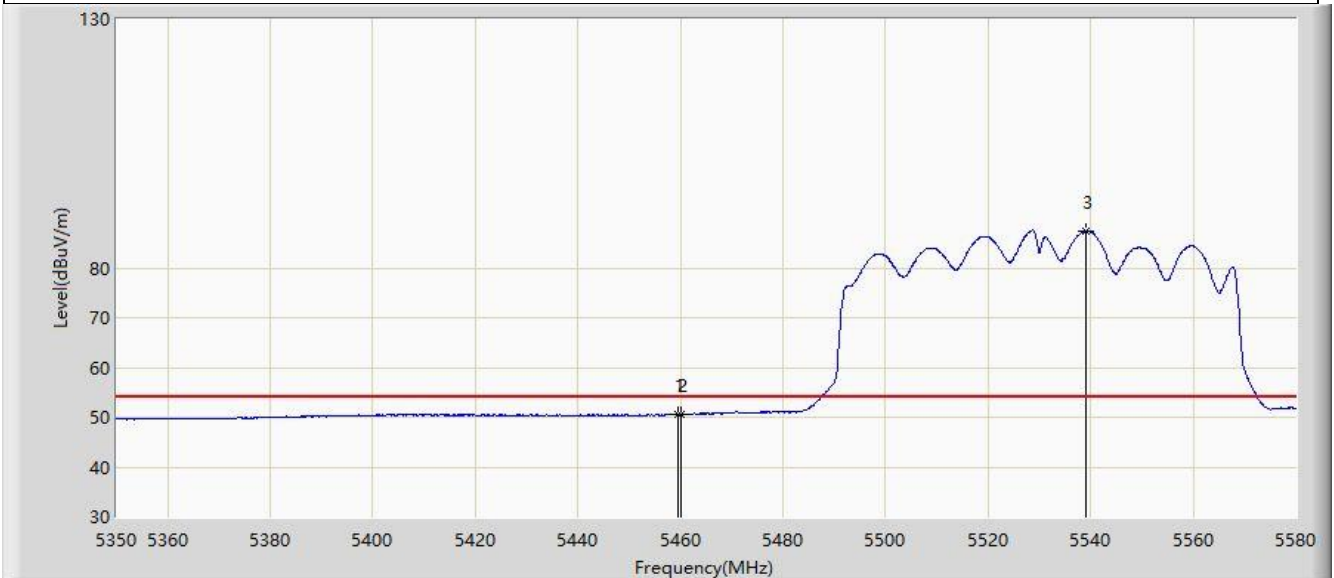
No	Mark	Frequency (MHz)	Measure Level (dB μ V/m)	Reading Level (dB μ V)	Margin (dB)	Limit (dB μ V/m)	Factor (dB/m)	Type
1		5449.705	62.834	59.757	-11.166	74.000	3.077	PK
2		5460.000	61.821	58.672	-12.179	74.000	3.149	PK
3	*	5468.105	62.826	59.521	-5.374	68.200	3.305	PK
4		5470.000	62.390	59.048	-5.810	68.200	3.341	PK
5		5517.325	96.035	92.975	N/A	N/A	3.060	PK

Note 1: " * ", means this data is the worst emission level.

Note 2: Measure Level (dB μ V/m) = Reading Level (dB μ V) + Factor (dB/m).

Note 3: Factor (dB/m) = Cable Loss (dB) + Antenna Factor (dB/m) - Pre_Amplifier Gain (dB).

Site: WZ-AC2	Test Date: 2023-11-25
Limit: FCC_5G_RE(3m)	Engineer: Karl Gao
Probe: BBHA9120D_1457_1-18GHz	Polarity: Horizontal
EUT: L23UGSR-5HaxD2HaxD-NM-US	Power: AC 120V/60Hz
Test Mode: Transmit by 802.11ac-VHT80 at 5530MHz	



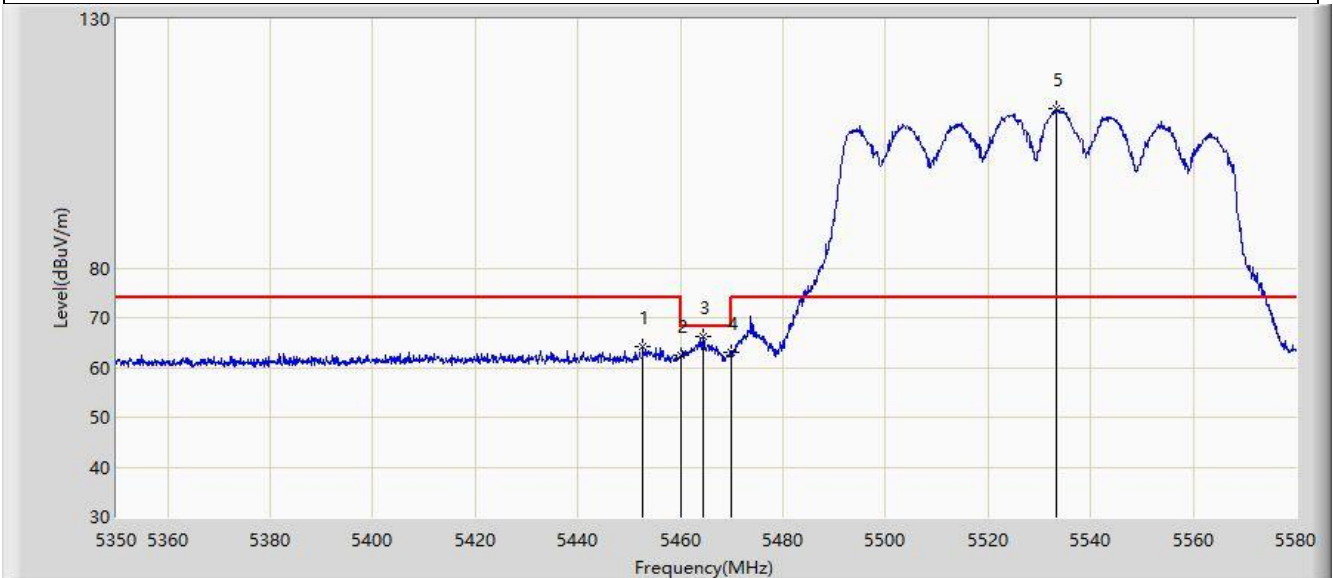
No	Mark	Frequency (MHz)	Measure Level (dBµV/m)	Reading Level (dBµV)	Margin (dB)	Limit (dBµV/m)	Factor (dB/m)	Type
1	*	5459.595	50.672	47.531	-3.328	54.000	3.141	AV
2		5460.000	50.541	47.392	-3.459	54.000	3.149	AV
3		5539.060	87.443	84.127	N/A	N/A	3.317	AV

Note 1: " * ", means this data is the worst emission level.

Note 2: Measure Level (dBµV/m) = Reading Level (dBµV) + Factor (dB/m).

Note 3: Factor (dB/m) = Cable Loss (dB) + Antenna Factor (dB/m) - Pre_Amplifier Gain (dB).

Site: WZ-AC2	Test Date: 2023-11-25
Limit: FCC_5G_RE(3m)	Engineer: Karl Gao
Probe: BBHA9120D_1457_1-18GHz	Polarity: Vertical
EUT: L23UGSR-5HaxD2HaxD-NM-US	Power: AC 120V/60Hz
Test Mode: Transmit by 802.11ac-VHT80 at 5530MHz	



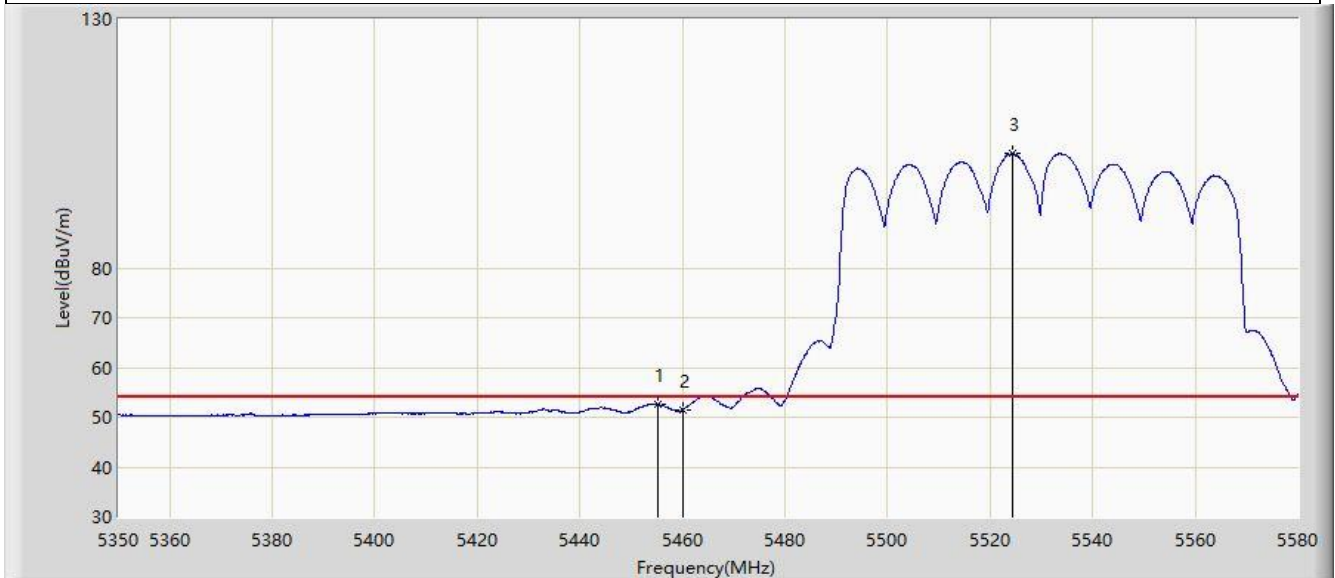
No	Mark	Frequency (MHz)	Measure Level (dB μ V/m)	Reading Level (dB μ V)	Margin (dB)	Limit (dB μ V/m)	Factor (dB/m)	Type
1		5452.580	64.131	61.076	-9.869	74.000	3.055	PK
2		5460.000	62.348	59.199	-11.652	74.000	3.149	PK
3	*	5464.425	66.091	62.857	-2.109	68.200	3.234	PK
4		5470.000	63.130	59.788	-5.070	68.200	3.341	PK
5		5533.425	111.889	108.643	N/A	N/A	3.246	PK

Note 1: " * ", means this data is the worst emission level.

Note 2: Measure Level (dB μ V/m) = Reading Level (dB μ V) + Factor (dB/m).

Note 3: Factor (dB/m) = Cable Loss (dB) + Antenna Factor (dB/m) - Pre_Amplifier Gain (dB).

Site: WZ-AC2	Test Date: 2023-11-25
Limit: FCC_5G_RE(3m)	Engineer: Karl Gao
Probe: BBHA9120D_1457_1-18GHz	Polarity: Vertical
EUT: L23UGSR-5HaxD2HaxD-NM-US	Power: AC 120V/60Hz
Test Mode: Transmit by 802.11ac-VHT80 at 5530MHz	



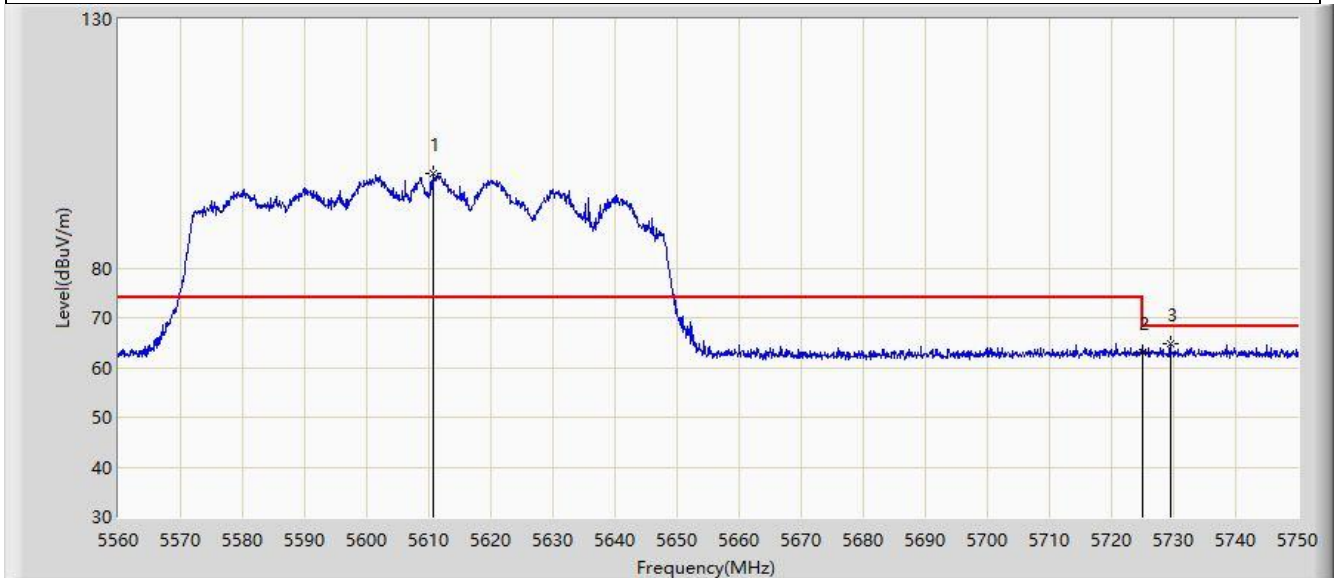
No	Mark	Frequency (MHz)	Measure Level (dBµV/m)	Reading Level (dBµV)	Margin (dB)	Limit (dBµV/m)	Factor (dB/m)	Type
1	*	5455.110	52.660	49.598	-1.340	54.000	3.062	AV
2		5460.000	51.586	48.437	-2.414	54.000	3.149	AV
3		5524.455	102.917	99.825	N/A	N/A	3.092	AV

Note 1: " * ", means this data is the worst emission level.

Note 2: Measure Level (dBµV/m) = Reading Level (dBµV) + Factor (dB/m).

Note 3: Factor (dB/m) = Cable Loss (dB) + Antenna Factor (dB/m) - Pre_Amplifier Gain (dB).

Site: WZ-AC2	Test Date: 2023-11-25
Limit: FCC_5G_RE(3m)	Engineer: Karl Gao
Probe: BBHA9120D_1457_1-18GHz	Polarity: Horizontal
EUT: L23UGSR-5HaxD2HaxD-NM-US	Power: AC 120V/60Hz
Test Mode: Transmit by 802.11ac-VHT80 at 5610MHz	



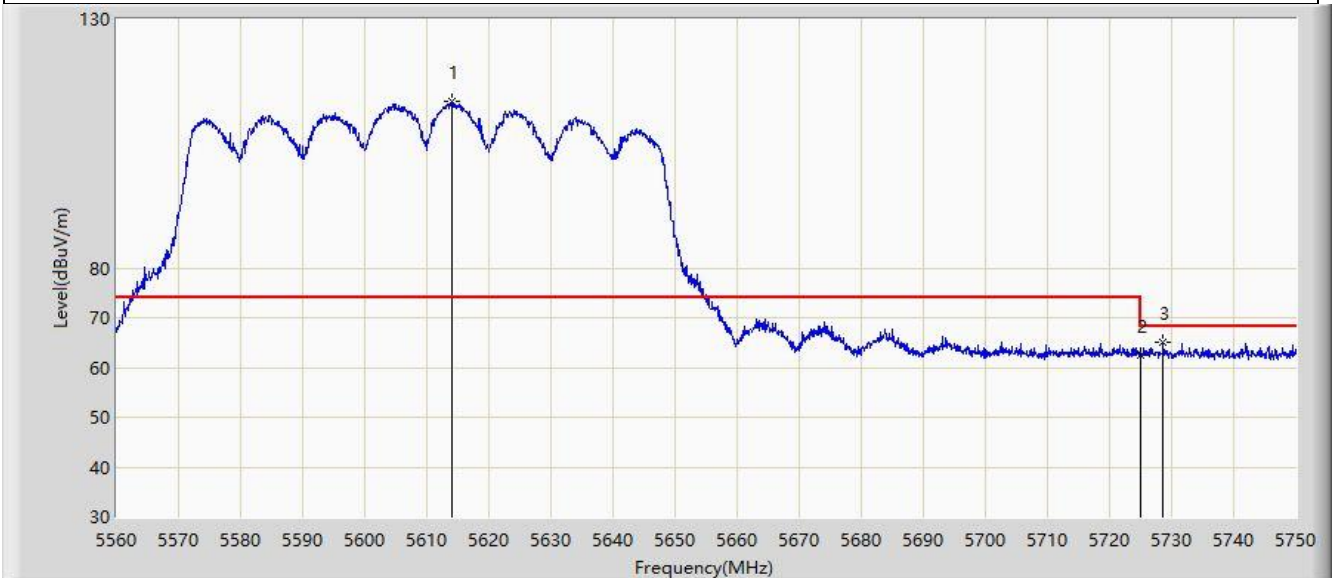
No	Mark	Frequency (MHz)	Measure Level (dB μ V/m)	Reading Level (dB μ V)	Margin (dB)	Limit (dB μ V/m)	Factor (dB/m)	Type
1		5610.825	99.079	95.444	N/A	N/A	3.636	PK
2		5725.000	63.132	58.429	-5.068	68.200	4.703	PK
3	*	5729.480	64.745	60.092	-3.455	68.200	4.653	PK

Note 1: " * ", means this data is the worst emission level.

Note 2: Measure Level (dB μ V/m) = Reading Level (dB μ V) + Factor (dB/m).

Note 3: Factor (dB/m) = Cable Loss (dB) + Antenna Factor (dB/m) - Pre_Amplifier Gain (dB).

Site: WZ-AC2	Test Date: 2023-11-25
Limit: FCC_5G_RE(3m)	Engineer: Karl Gao
Probe: BBHA9120D_1457_1-18GHz	Polarity: Vertical
EUT: L23UGSR-5HaxD2HaxD-NM-US	Power: AC 120V/60Hz
Test Mode: Transmit by 802.11ac-VHT80 at 5610MHz	



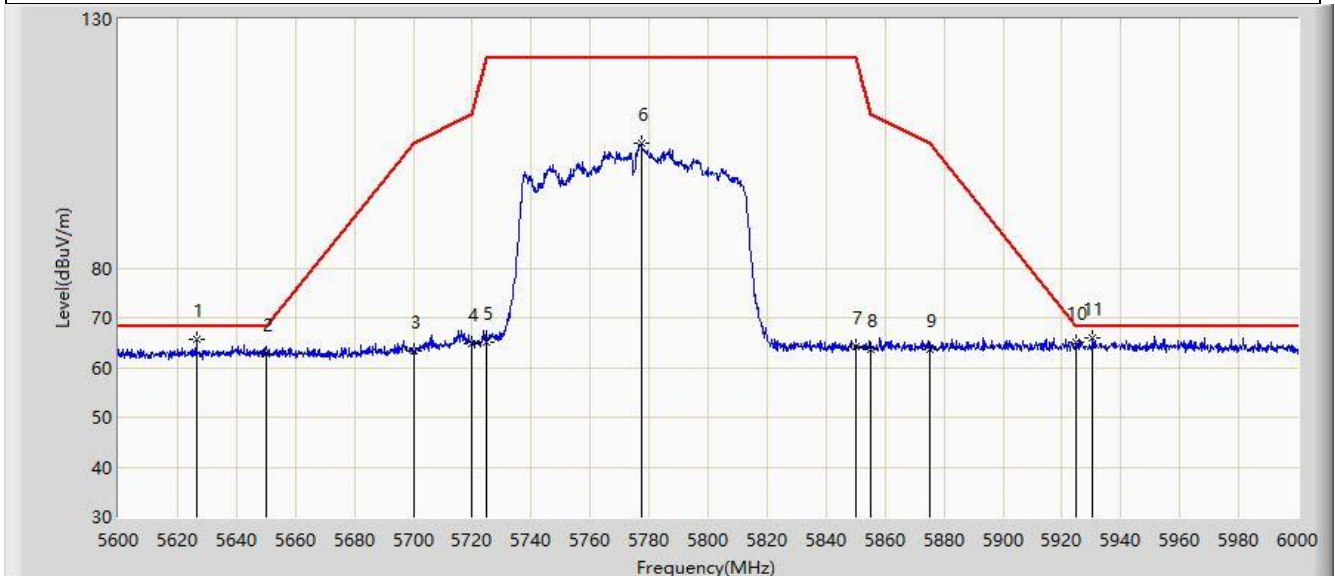
No	Mark	Frequency (MHz)	Measure Level (dB μ V/m)	Reading Level (dB μ V)	Margin (dB)	Limit (dB μ V/m)	Factor (dB/m)	Type
1		5614.150	113.531	109.823	N/A	N/A	3.709	PK
2		5725.000	62.477	57.774	-5.723	68.200	4.703	PK
3	*	5728.625	65.076	60.407	-3.124	68.200	4.668	PK

Note 1: " * ", means this data is the worst emission level.

Note 2: Measure Level (dB μ V/m) = Reading Level (dB μ V) + Factor (dB/m).

Note 3: Factor (dB/m) = Cable Loss (dB) + Antenna Factor (dB/m) - Pre_Amplifier Gain (dB).

Site: WZ-AC2	Test Date: 2023-11-25
Limit: FCC_5.8G_RE(3m)	Engineer: Karl Gao
Probe: BBHA9120D_1457_1-18GHz	Polarity: Horizontal
EUT: L23UGSR-5HaxD2HaxD-NM-US	Power: AC 120V/60Hz
Test Mode: Transmit by 802.11ac-VHT80 at 5775MHz	



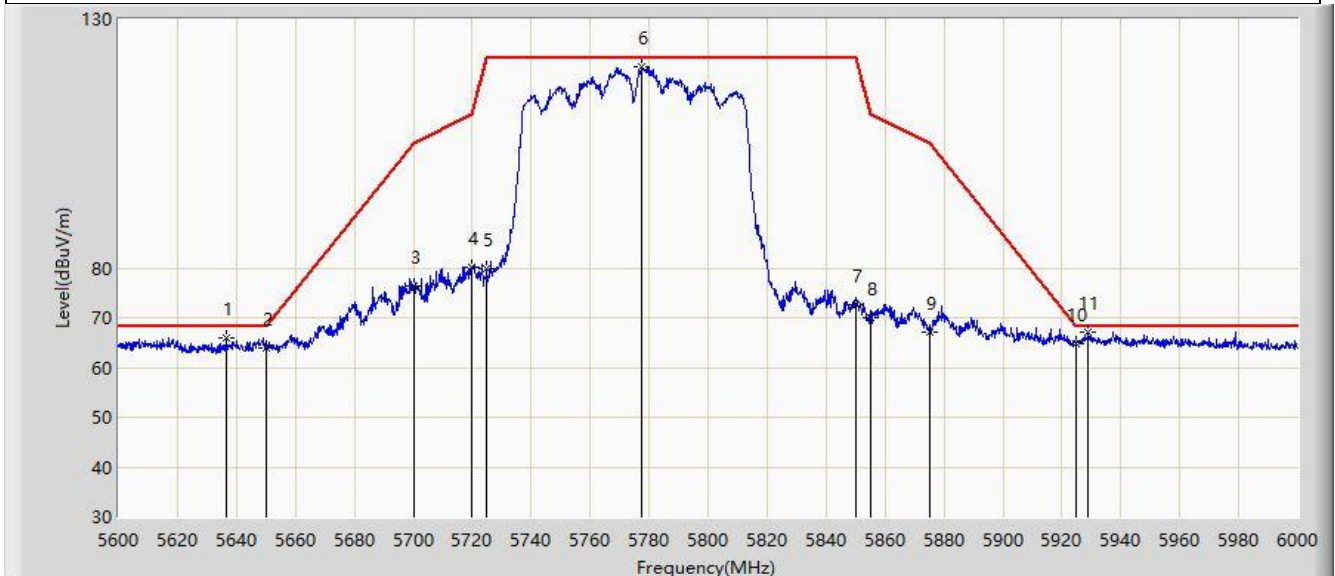
No	Mark	Frequency (MHz)	Measure Level (dBμV/m)	Reading Level (dBμV)	Margin (dB)	Limit (dBμV/m)	Factor (dB/m)	Type
1		5626.400	65.579	61.594	-2.621	68.200	3.985	PK
2		5650.000	62.874	58.751	-5.326	68.200	4.122	PK
3		5700.000	63.447	59.010	-41.753	105.200	4.437	PK
4		5720.000	64.812	60.148	-45.988	110.800	4.663	PK
5		5725.000	65.216	60.513	-56.984	122.200	4.703	PK
6		5777.400	105.106	100.219	N/A	N/A	4.887	PK
7		5850.000	64.305	59.322	-57.895	122.200	4.984	PK
8		5855.000	63.744	58.706	-47.056	110.800	5.038	PK
9		5875.000	63.692	58.561	-41.508	105.200	5.131	PK
10		5925.000	65.073	59.838	-3.127	68.200	5.236	PK
11	*	5930.400	66.011	60.745	-2.189	68.200	5.265	PK

Note 1: " * ", means this data is the worst emission level.

Note 2: Measure Level (dBμV/m) = Reading Level (dBμV) + Factor (dB/m).

Note 3: Factor (dB/m) = Cable Loss (dB) + Antenna Factor (dB/m) - Pre_Amplifier Gain (dB).

Site: WZ-AC2	Test Date: 2023-11-25
Limit: FCC_5.8G_RE(3m)	Engineer: Karl Gao
Probe: BBHA9120D_1457_1-18GHz	Polarity: Vertical
EUT: L23UGSR-5HaxD2HaxD-NM-US	Power: AC 120V/60Hz
Test Mode: Transmit by 802.11ac-VHT80 at 5775MHz	



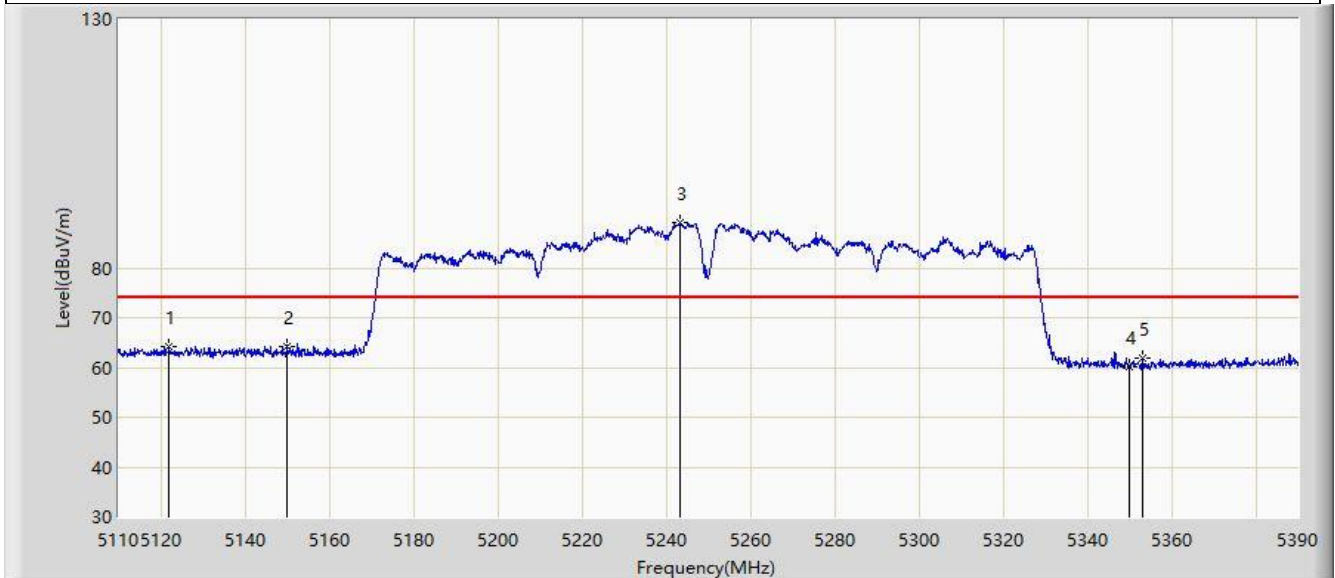
No	Mark	Frequency (MHz)	Measure Level (dBμV/m)	Reading Level (dBμV)	Margin (dB)	Limit (dBμV/m)	Factor (dB/m)	Type
1		5636.800	65.880	61.769	-2.320	68.200	4.111	PK
2		5650.000	63.985	59.862	-4.215	68.200	4.122	PK
3		5700.000	76.386	71.949	-28.814	105.200	4.437	PK
4		5720.000	80.162	75.498	-30.638	110.800	4.663	PK
5		5725.000	79.927	75.224	-42.273	122.200	4.703	PK
6		5777.200	120.538	115.653	N/A	N/A	4.885	PK
7		5850.000	72.691	67.708	-49.509	122.200	4.984	PK
8		5855.000	70.004	64.966	-40.796	110.800	5.038	PK
9		5875.000	67.107	61.976	-38.093	105.200	5.131	PK
10		5925.000	64.799	59.564	-3.401	68.200	5.236	PK
11	*	5928.800	67.128	61.870	-1.072	68.200	5.258	PK

Note 1: " * ", means this data is the worst emission level.

Note 2: Measure Level (dBμV/m) = Reading Level (dBμV) + Factor (dB/m).

Note 3: Factor (dB/m) = Cable Loss (dB) + Antenna Factor (dB/m) - Pre_Amplifier Gain (dB).

Site: WZ-AC2	Test Date: 2023-11-25
Limit: FCC_5G_RE(3m)	Engineer: Karl Gao
Probe: BBHA9120D_1457_1-18GHz	Polarity: Horizontal
EUT: L23UGSR-5HaxD2HaxD-NM-US	Power: AC 120V/60Hz
Test Mode: Transmit by 802.11ac-VHT160 at 5250MHz	



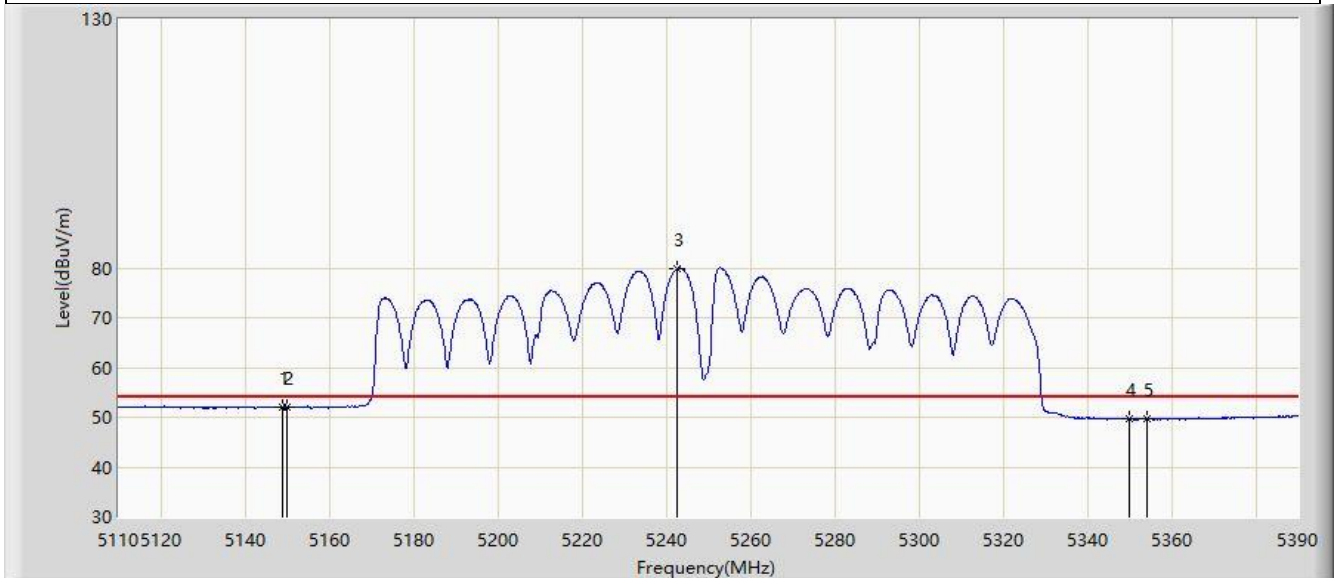
No	Mark	Frequency (MHz)	Measure Level (dB μ V/m)	Reading Level (dB μ V)	Margin (dB)	Limit (dB μ V/m)	Factor (dB/m)	Type
1	*	5122.040	64.327	61.059	-9.673	74.000	3.268	PK
2		5150.000	64.093	60.611	-9.907	74.000	3.482	PK
3		5243.280	89.236	86.032	N/A	N/A	3.204	PK
4		5350.000	60.114	57.294	-13.886	74.000	2.820	PK
5		5353.320	61.777	58.985	-12.223	74.000	2.792	PK

Note 1: " * ", means this data is the worst emission level.

Note 2: Measure Level (dB μ V/m) = Reading Level (dB μ V) + Factor (dB/m).

Note 3: Factor (dB/m) = Cable Loss (dB) + Antenna Factor (dB/m) - Pre_Amplifier Gain (dB).

Site: WZ-AC2	Test Date: 2023-11-25
Limit: FCC_5G_RE(3m)	Engineer: Karl Gao
Probe: BBHA9120D_1457_1-18GHz	Polarity: Horizontal
EUT: L23UGSR-5HaxD2HaxD-NM-US	Power: AC 120V/60Hz
Test Mode: Transmit by 802.11ac-VHT160 at 5250MHz	



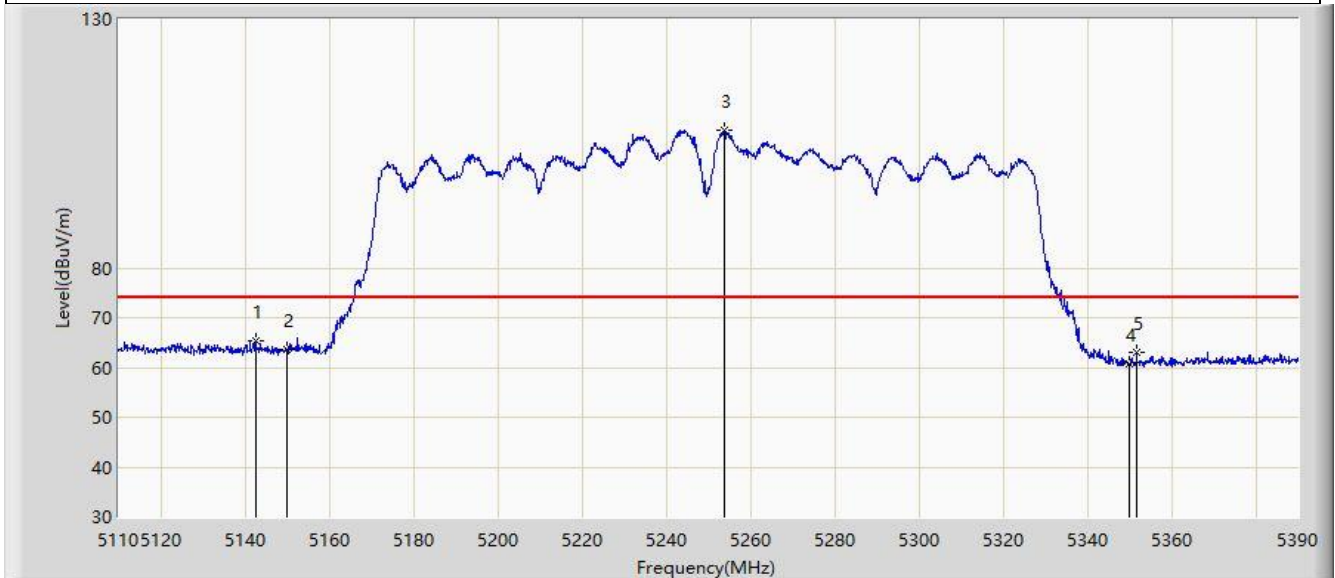
No	Mark	Frequency (MHz)	Measure Level (dB μ V/m)	Reading Level (dB μ V)	Margin (dB)	Limit (dB μ V/m)	Factor (dB/m)	Type
1	*	5149.060	52.052	48.573	-1.948	54.000	3.479	AV
2		5150.000	51.946	48.464	-2.054	54.000	3.482	AV
3		5242.720	79.848	76.642	N/A	N/A	3.207	AV
4		5350.000	49.665	46.845	-4.335	54.000	2.820	AV
5		5354.300	49.757	46.961	-4.243	54.000	2.796	AV

Note 1: " * ", means this data is the worst emission level.

Note 2: Measure Level (dB μ V/m) = Reading Level (dB μ V) + Factor (dB/m).

Note 3: Factor (dB/m) = Cable Loss (dB) + Antenna Factor (dB/m) - Pre_Amplifier Gain (dB).

Site: WZ-AC2	Test Date: 2023-11-25
Limit: FCC_5G_RE(3m)	Engineer: Karl Gao
Probe: BBHA9120D_1457_1-18GHz	Polarity: Vertical
EUT: L23UGSR-5HaxD2HaxD-NM-US	Power: AC 120V/60Hz
Test Mode: Transmit by 802.11ac-VHT160 at 5250MHz	



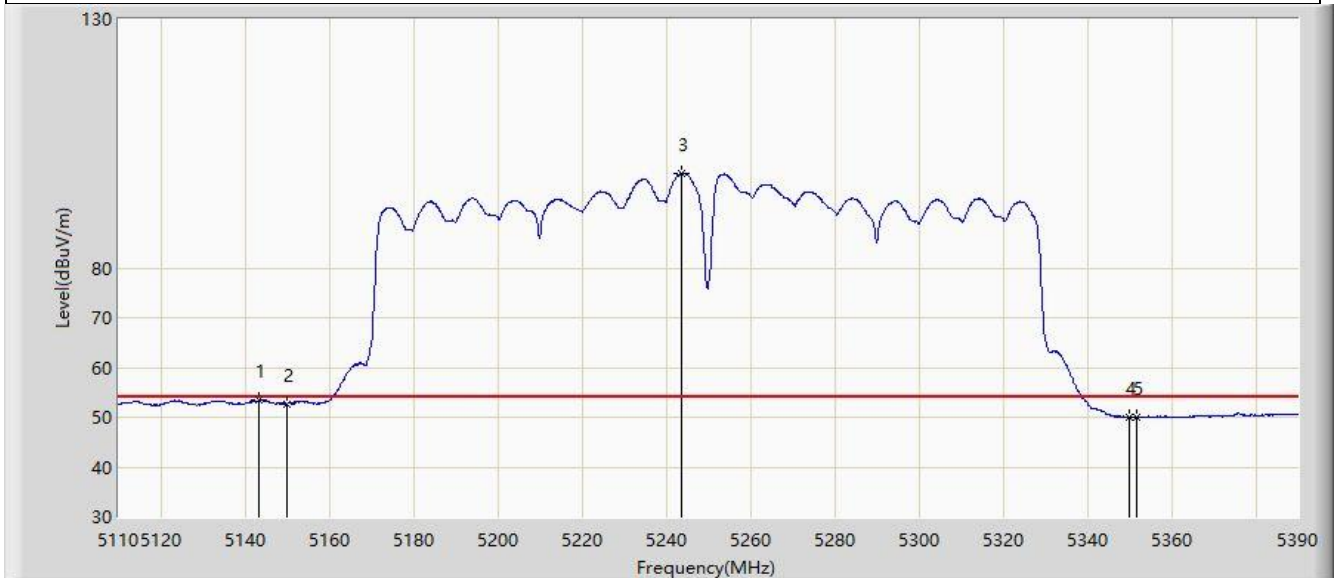
No	Mark	Frequency (MHz)	Measure Level (dBμV/m)	Reading Level (dBμV)	Margin (dB)	Limit (dBμV/m)	Factor (dB/m)	Type
1	*	5142.620	65.362	61.954	-8.638	74.000	3.407	PK
2		5150.000	63.639	60.157	-10.361	74.000	3.482	PK
3		5253.780	107.599	104.496	N/A	N/A	3.104	PK
4		5350.000	60.767	57.947	-13.233	74.000	2.820	PK
5		5351.780	62.928	60.138	-11.072	74.000	2.790	PK

Note 1: " * ", means this data is the worst emission level.

Note 2: Measure Level (dBμV/m) = Reading Level (dBμV) + Factor (dB/m).

Note 3: Factor (dB/m) = Cable Loss (dB) + Antenna Factor (dB/m) - Pre_Amplifier Gain (dB).

Site: WZ-AC2	Test Date: 2023-11-25
Limit: FCC_5G_RE(3m)	Engineer: Karl Gao
Probe: BBHA9120D_1457_1-18GHz	Polarity: Vertical
EUT: L23UGSR-5HaxD2HaxD-NM-US	Power: AC 120V/60Hz
Test Mode: Transmit by 802.11ac-VHT160 at 5250MHz	



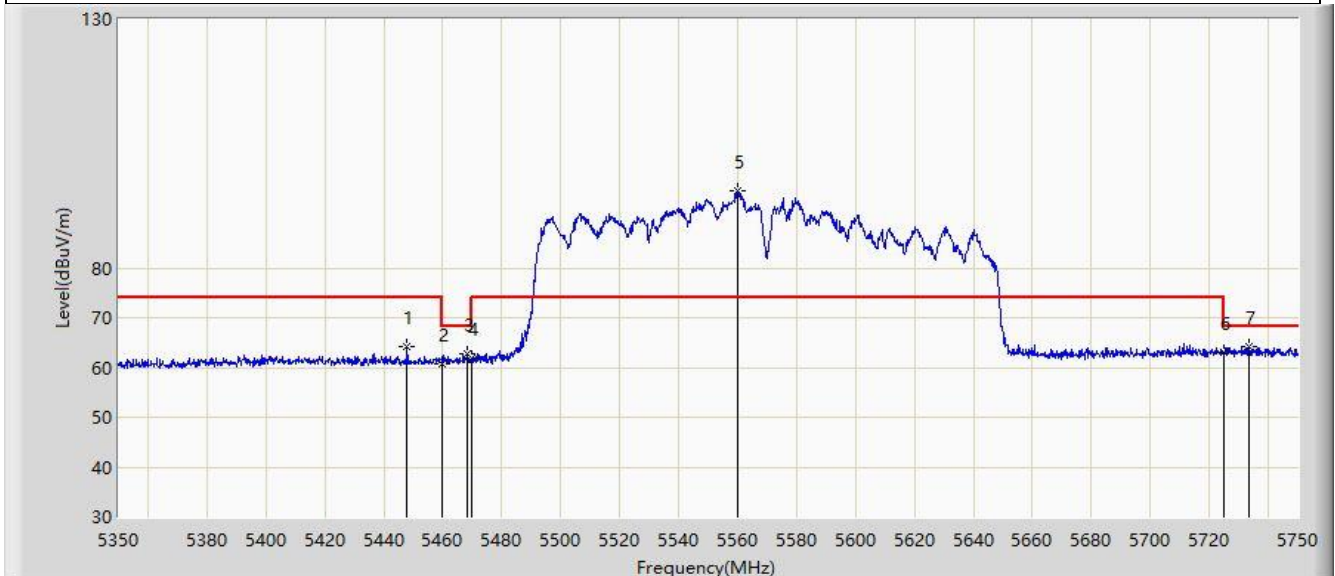
No	Mark	Frequency (MHz)	Measure Level (dB μ V/m)	Reading Level (dB μ V)	Margin (dB)	Limit (dB μ V/m)	Factor (dB/m)	Type
1	*	5143.460	53.470	50.052	-0.530	54.000	3.418	AV
2		5150.000	52.670	49.188	-1.330	54.000	3.482	AV
3		5243.840	99.110	95.908	N/A	N/A	3.201	AV
4		5350.000	49.965	47.145	-4.035	54.000	2.820	AV
5		5351.920	50.037	47.249	-3.963	54.000	2.788	AV

Note 1: " * ", means this data is the worst emission level.

Note 2: Measure Level (dB μ V/m) = Reading Level (dB μ V) + Factor (dB/m).

Note 3: Factor (dB/m) = Cable Loss (dB) + Antenna Factor (dB/m) - Pre_Amplifier Gain (dB).

Site: WZ-AC2	Test Date: 2023-11-25
Limit: FCC_5G_RE(3m)	Engineer: Karl Gao
Probe: BBHA9120D_1457_1-18GHz	Polarity: Horizontal
EUT: L23UGSR-5HaxD2HaxD-NM-US	Power: AC 120V/60Hz
Test Mode: Transmit by 802.11ac-VHT160 at 5570MHz	



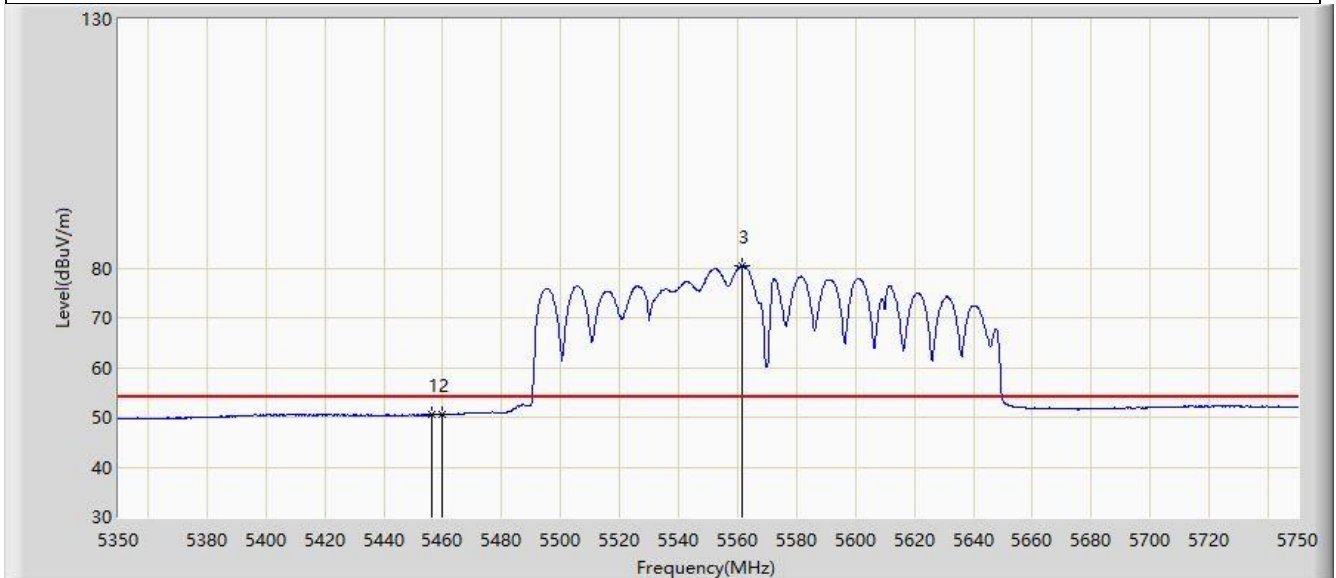
No	Mark	Frequency (MHz)	Measure Level (dBμV/m)	Reading Level (dBμV)	Margin (dB)	Limit (dBμV/m)	Factor (dB/m)	Type
1		5447.800	64.083	60.991	-9.917	74.000	3.091	PK
2		5460.000	60.648	57.499	-13.352	74.000	3.149	PK
3		5468.400	62.759	59.448	-5.441	68.200	3.312	PK
4		5470.000	61.855	58.513	-6.345	68.200	3.341	PK
5		5559.800	95.436	91.969	N/A	N/A	3.467	PK
6		5725.000	62.934	58.231	-5.266	68.200	4.703	PK
7	*	5733.400	64.072	59.488	-4.128	68.200	4.585	PK

Note 1: " * ", means this data is the worst emission level.

Note 2: Measure Level (dBμV/m) = Reading Level (dBμV) + Factor (dB/m).

Note 3: Factor (dB/m) = Cable Loss (dB) + Antenna Factor (dB/m) - Pre_Amplifier Gain (dB).

Site: WZ-AC2	Test Date: 2023-11-25
Limit: FCC_5G_RE(3m)	Engineer: Karl Gao
Probe: BBHA9120D_1457_1-18GHz	Polarity: Horizontal
EUT: L23UGSR-5HaxD2HaxD-NM-US	Power: AC 120V/60Hz
Test Mode: Transmit by 802.11ac-VHT160 at 5570MHz	



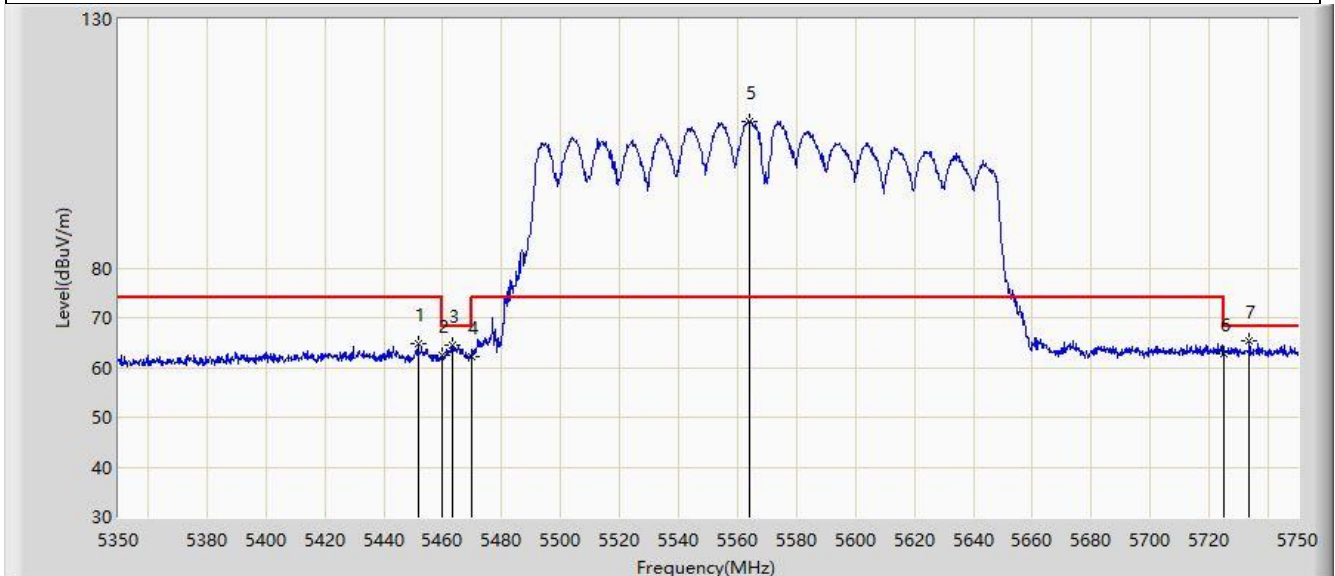
No	Mark	Frequency (MHz)	Measure Level (dB μ V/m)	Reading Level (dB μ V)	Margin (dB)	Limit (dB μ V/m)	Factor (dB/m)	Type
1		5456.400	50.554	47.472	-3.446	54.000	3.082	AV
2	*	5460.000	50.576	47.427	-3.424	54.000	3.149	AV
3		5561.400	80.496	77.040	N/A	N/A	3.456	AV

Note 1: " * ", means this data is the worst emission level.

Note 2: Measure Level (dB μ V/m) = Reading Level (dB μ V) + Factor (dB/m).

Note 3: Factor (dB/m) = Cable Loss (dB) + Antenna Factor (dB/m) - Pre_Amplifier Gain (dB).

Site: WZ-AC2	Test Date: 2023-11-25
Limit: FCC_5G_RE(3m)	Engineer: Karl Gao
Probe: BBHA9120D_1457_1-18GHz	Polarity: Vertical
EUT: L23UGSR-5HaxD2HaxD-NM-US	Power: AC 120V/60Hz
Test Mode: Transmit by 802.11ac-VHT160 at 5570MHz	



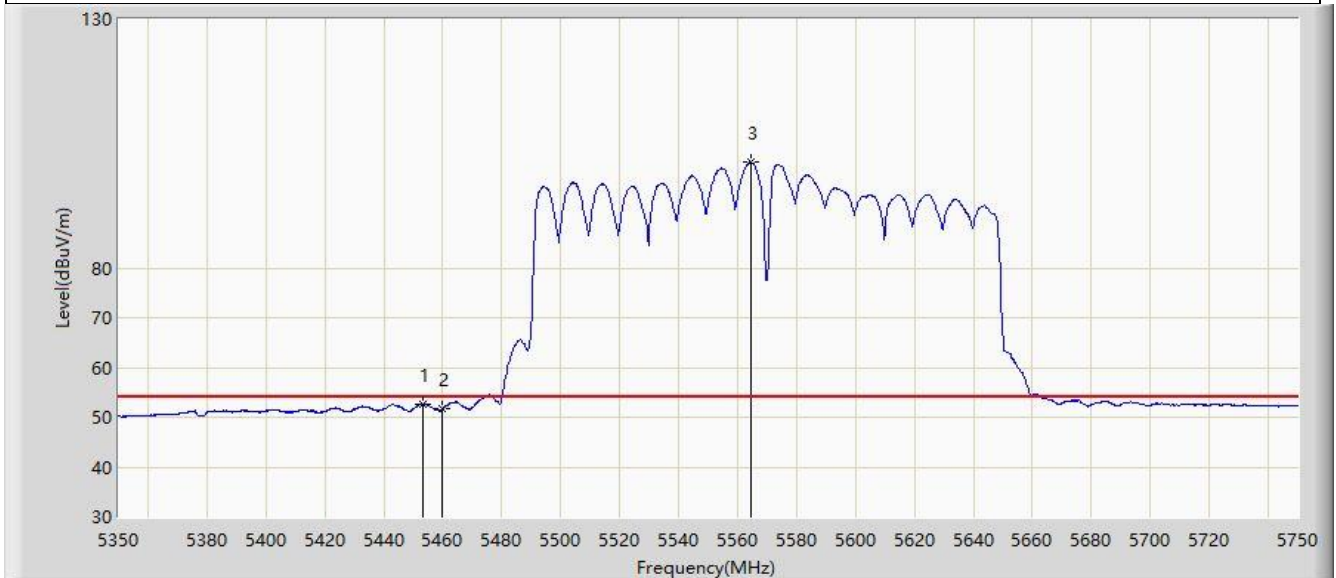
No	Mark	Frequency (MHz)	Measure Level (dBμV/m)	Reading Level (dBμV)	Margin (dB)	Limit (dBμV/m)	Factor (dB/m)	Type
1		5451.800	64.881	61.820	-9.119	74.000	3.061	PK
2		5460.000	62.444	59.295	-11.556	74.000	3.149	PK
3		5463.400	64.414	61.199	-3.786	68.200	3.214	PK
4		5470.000	62.287	58.945	-5.913	68.200	3.341	PK
5		5564.000	109.554	106.116	N/A	N/A	3.439	PK
6		5725.000	62.804	58.101	-5.396	68.200	4.703	PK
7	*	5733.600	65.302	60.721	-2.898	68.200	4.580	PK

Note 1: " * ", means this data is the worst emission level.

Note 2: Measure Level (dBμV/m) = Reading Level (dBμV) + Factor (dB/m).

Note 3: Factor (dB/m) = Cable Loss (dB) + Antenna Factor (dB/m) - Pre_Amplifier Gain (dB).

Site: WZ-AC2	Test Date: 2023-11-25
Limit: FCC_5G_RE(3m)	Engineer: Karl Gao
Probe: BBHA9120D_1457_1-18GHz	Polarity: Vertical
EUT: L23UGSR-5HaxD2HaxD-NM-US	Power: AC 120V/60Hz
Test Mode: Transmit by 802.11ac-VHT160 at 5570MHz	



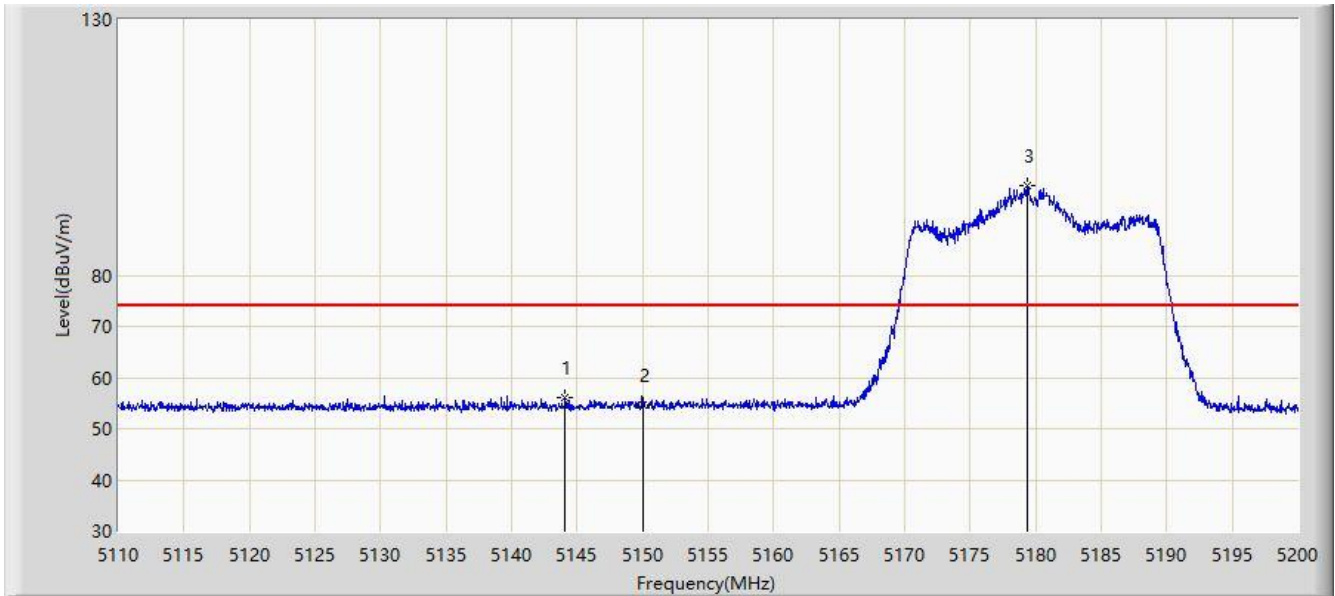
No	Mark	Frequency (MHz)	Measure Level (dB μ V/m)	Reading Level (dB μ V)	Margin (dB)	Limit (dB μ V/m)	Factor (dB/m)	Type
1	*	5453.400	52.628	49.579	-1.372	54.000	3.049	AV
2		5460.000	51.693	48.544	-2.307	54.000	3.149	AV
3		5564.400	101.354	97.918	N/A	N/A	3.436	AV

Note 1: " * ", means this data is the worst emission level.

Note 2: Measure Level (dB μ V/m) = Reading Level (dB μ V) + Factor (dB/m).

Note 3: Factor (dB/m) = Cable Loss (dB) + Antenna Factor (dB/m) - Pre_Amplifier Gain (dB).

Site: WZ-AC2	Test Date: 2023-12-01
Limit: FCC_5G_RE(3m)	Engineer: Bob Zhang
Probe: BBHA9120D_1457_1-18GHz	Polarity: Horizontal
EUT: L23UGSR-5HaxD2HaxD-NM-US	Power: AC 120V/60Hz
Test Mode: Transmit by 802.11ax-HE20 at 5180MHz	



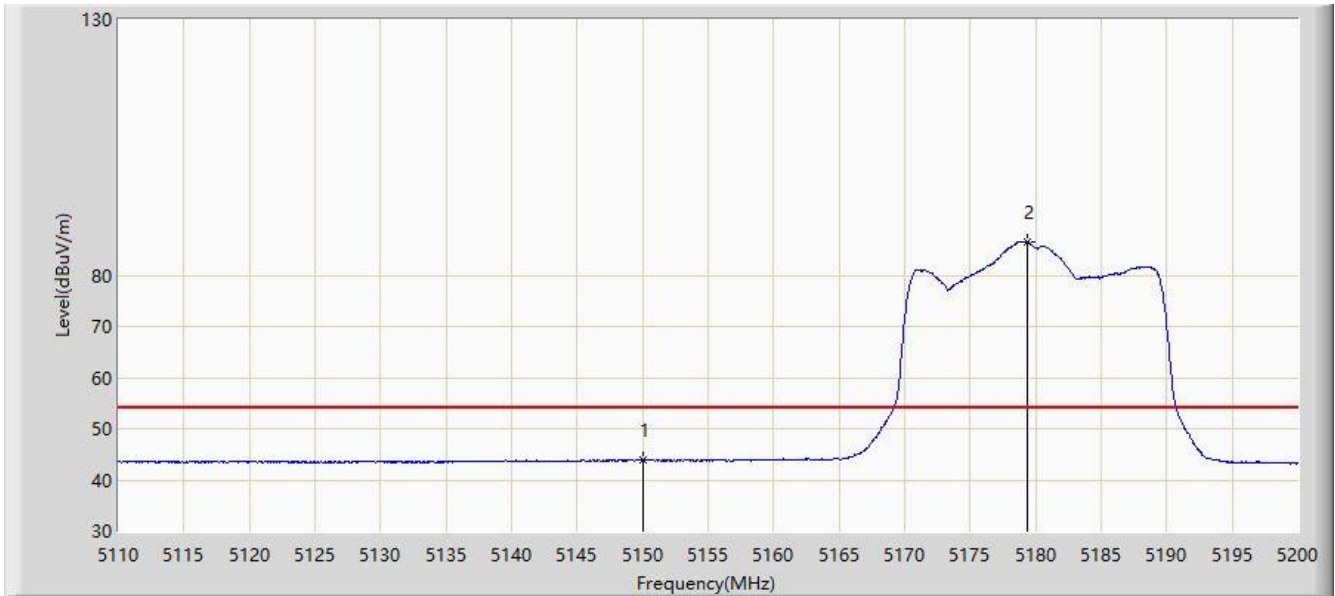
No	Mark	Frequency (MHz)	Measure Level (dB μ V/m)	Reading Level (dB μ V)	Margin (dB)	Limit (dB μ V/m)	Factor (dB/m)	Type
1	*	5144.065	56.126	52.700	-17.874	74.000	3.426	PK
2		5150.000	54.627	51.145	-19.373	74.000	3.482	PK
3		5179.390	97.492	94.210	N/A	N/A	3.282	PK

Note 1: " * ", means this data is the worst emission level.

Note 2: Measure Level (dB μ V/m) = Reading Level (dB μ V) + Factor (dB/m).

Note 3: Factor (dB/m) = Cable Loss (dB) + Antenna Factor (dB/m) - Pre_Amplifier Gain (dB).

Site: WZ-AC2	Test Date: 2023-12-01
Limit: FCC_5G_RE(3m)	Engineer: Bob Zhang
Probe: BBHA9120D_1457_1-18GHz	Polarity: Horizontal
EUT: L23UGSR-5HaxD2HaxD-NM-US	Power: AC 120V/60Hz
Test Mode: Transmit by 802.11ax-HE20 at 5180MHz	



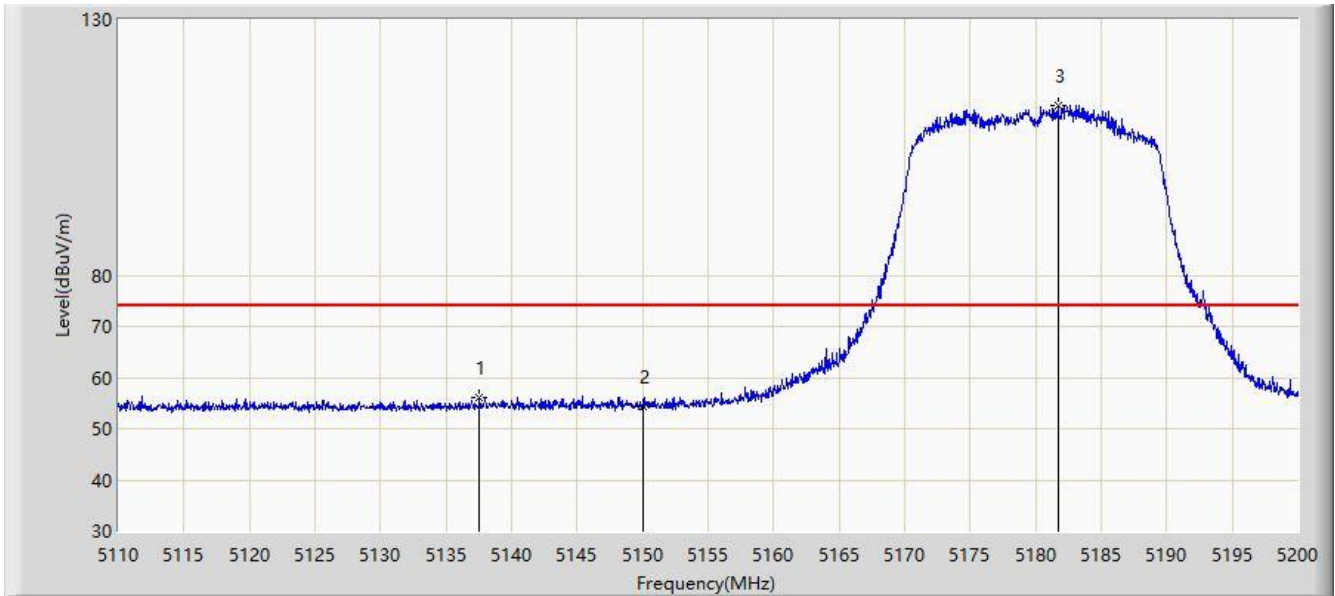
No	Mark	Frequency (MHz)	Measure Level (dB μ V/m)	Reading Level (dB μ V)	Margin (dB)	Limit (dB μ V/m)	Factor (dB/m)	Type
1	*	5150.000	43.776	40.294	-10.224	54.000	3.482	AV
2		5179.390	86.536	83.254	N/A	N/A	3.282	AV

Note 1: " * ", means this data is the worst emission level.

Note 2: Measure Level (dB μ V/m) = Reading Level (dB μ V) + Factor (dB/m).

Note 3: Factor (dB/m) = Cable Loss (dB) + Antenna Factor (dB/m) - Pre_Amplifier Gain (dB).

Site: WZ-AC2	Test Date: 2023-12-01
Limit: FCC_5G_RE(3m)	Engineer: Bob Zhang
Probe: BBHA9120D_1457_1-18GHz	Polarity: Vertical
EUT: L23UGSR-5HaxD2HaxD-NM-US	Power: AC 120V/60Hz
Test Mode: Transmit by 802.11ax-HE20 at 5180MHz	



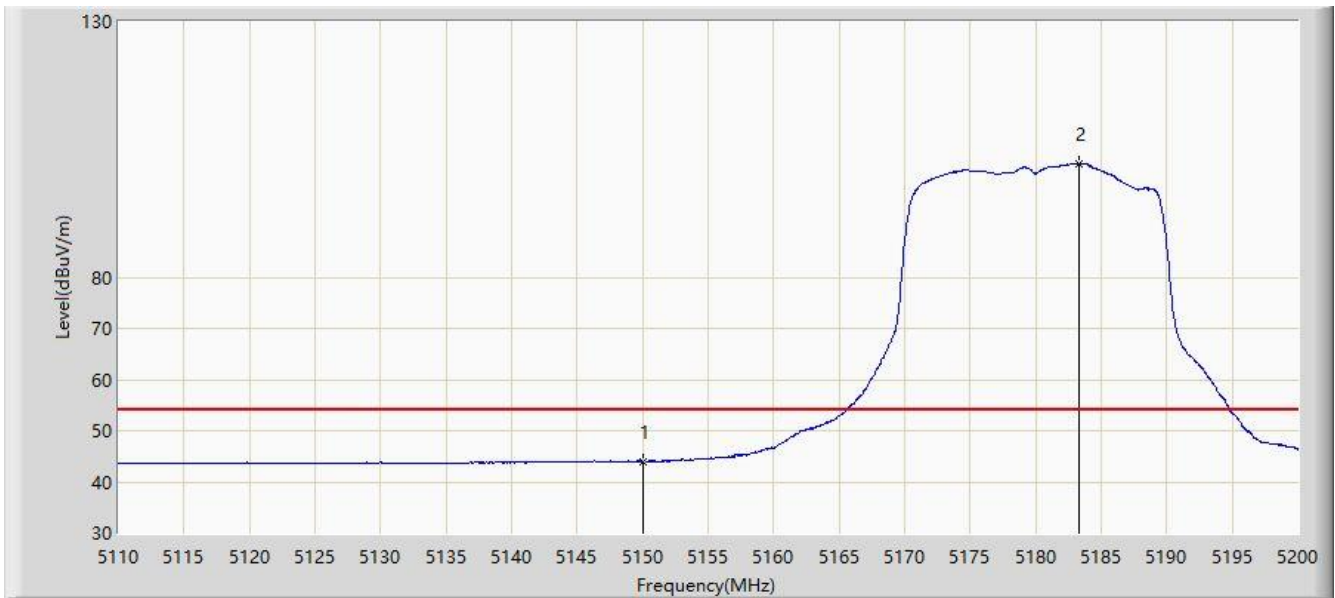
No	Mark	Frequency (MHz)	Measure Level (dB μ V/m)	Reading Level (dB μ V)	Margin (dB)	Limit (dB μ V/m)	Factor (dB/m)	Type
1	*	5137.540	56.182	52.839	-17.818	74.000	3.343	PK
2		5150.000	54.466	50.984	-19.534	74.000	3.482	PK
3		5181.685	113.143	109.907	N/A	N/A	3.236	PK

Note 1: " * ", means this data is the worst emission level.

Note 2: Measure Level (dB μ V/m) = Reading Level (dB μ V) + Factor (dB/m).

Note 3: Factor (dB/m) = Cable Loss (dB) + Antenna Factor (dB/m) - Pre_Amplifier Gain (dB).

Site: WZ-AC2	Test Date: 2023-12-01
Limit: FCC_5G_RE(3m)	Engineer: Bob Zhang
Probe: BBHA9120D_1457_1-18GHz	Polarity: Vertical
EUT: L23UGSR-5HaxD2HaxD-NM-US	Power: AC 120V/60Hz
Test Mode: Transmit by 802.11ax-HE20 at 5180MHz	



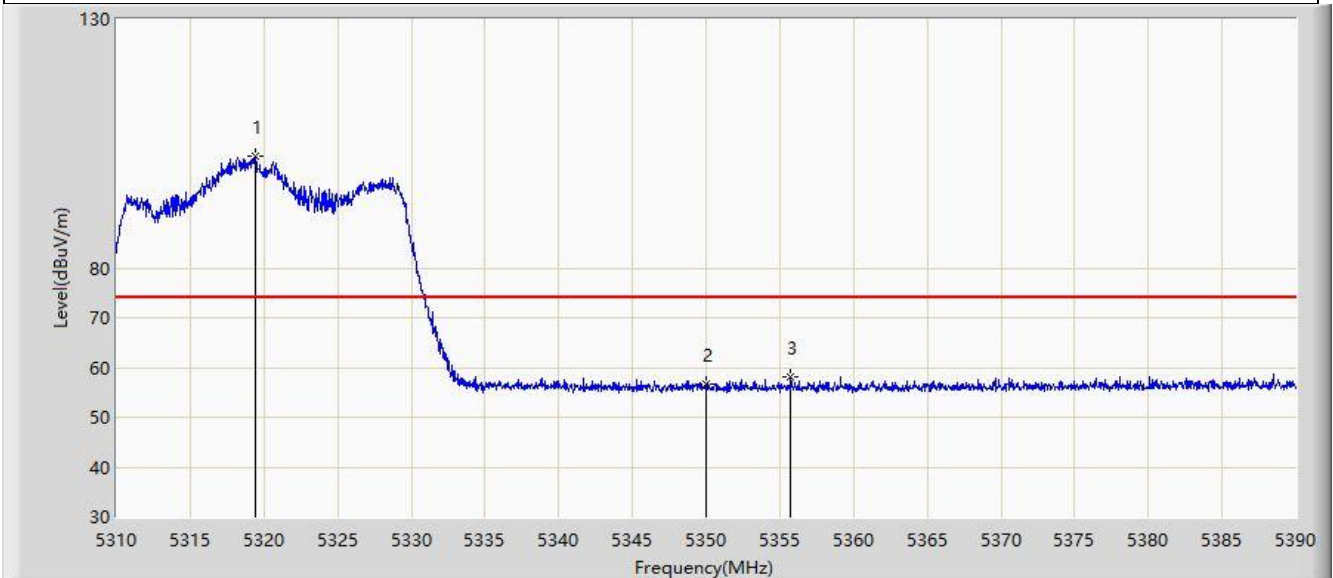
No	Mark	Frequency (MHz)	Measure Level (dB μ V/m)	Reading Level (dB μ V)	Margin (dB)	Limit (dB μ V/m)	Factor (dB/m)	Type
1	*	5150.000	44.035	40.553	-9.965	54.000	3.482	AV
2		5183.305	102.256	99.056	N/A	N/A	3.200	AV

Note 1: " * ", means this data is the worst emission level.

Note 2: Measure Level (dB μ V/m) = Reading Level (dB μ V) + Factor (dB/m).

Note 3: Factor (dB/m) = Cable Loss (dB) + Antenna Factor (dB/m) - Pre_Amplifier Gain (dB).

Site: WZ-AC2	Test Date: 2023-11-27
Limit: FCC_5G_RE(3m)	Engineer: Karl Gao
Probe: BBHA9120D_1457_1-18GHz	Polarity: Horizontal
EUT: L23UGSR-5HaxD2HaxD-NM-US	Power: AC 120V/60Hz
Test Mode: Transmit by 802.11ax-HE20 at 5320MHz	



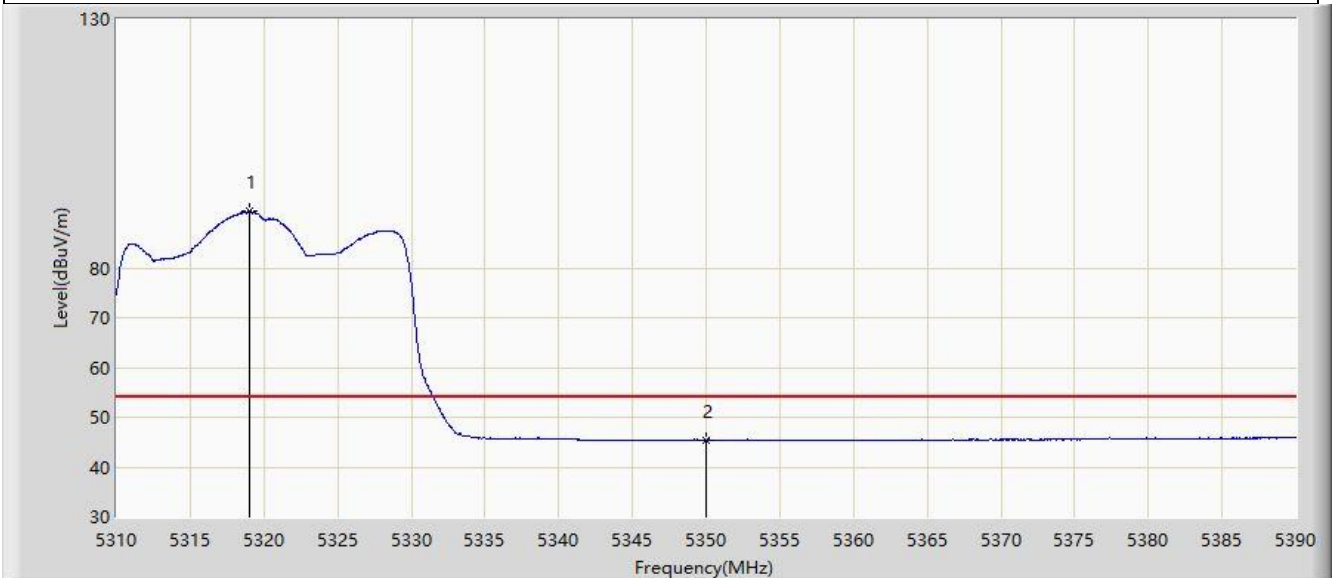
No	Mark	Frequency (MHz)	Measure Level (dB μ V/m)	Reading Level (dB μ V)	Margin (dB)	Limit (dB μ V/m)	Factor (dB/m)	Type
1		5319.440	102.423	99.415	N/A	N/A	3.008	PK
2		5350.000	56.523	53.703	-17.477	74.000	2.820	PK
3	*	5355.760	58.107	55.304	-15.893	74.000	2.803	PK

Note 1: " * ", means this data is the worst emission level.

Note 2: Measure Level (dB μ V/m) = Reading Level (dB μ V) + Factor (dB/m).

Note 3: Factor (dB/m) = Cable Loss (dB) + Antenna Factor (dB/m) - Pre_Amplifier Gain (dB).

Site: WZ-AC2	Test Date: 2023-11-27
Limit: FCC_5G_RE(3m)	Engineer: Karl Gao
Probe: BBHA9120D_1457_1-18GHz	Polarity: Horizontal
EUT: L23UGSR-5HaxD2HaxD-NM-US	Power: AC 120V/60Hz
Test Mode: Transmit by 802.11ax-HE20 at 5320MHz	



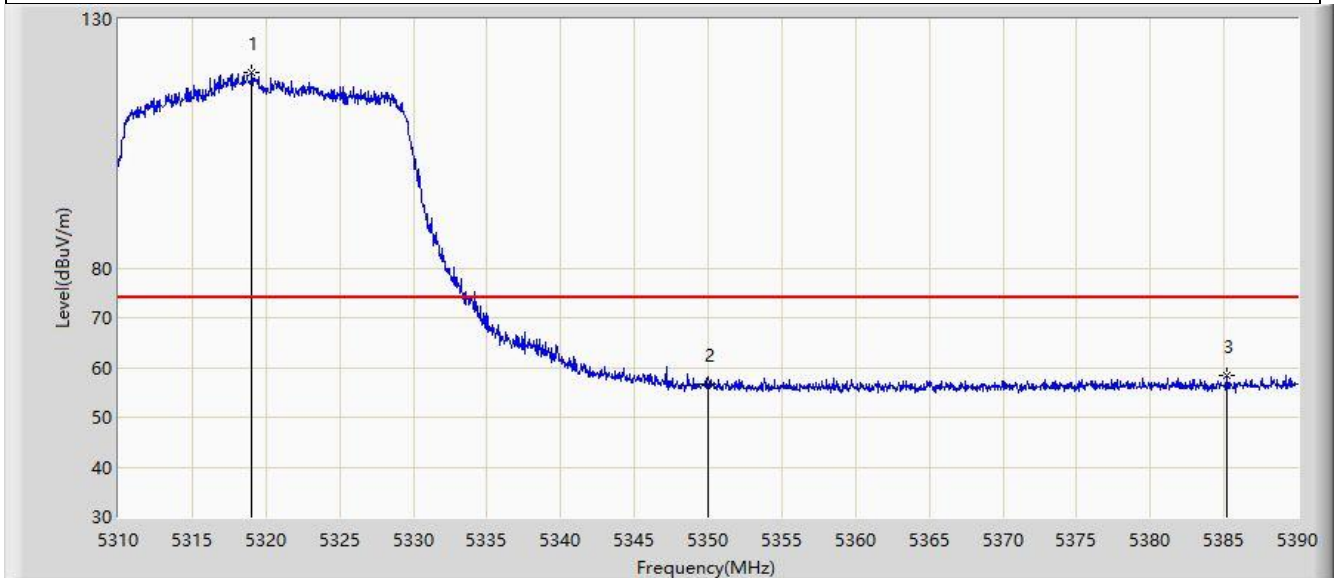
No	Mark	Frequency (MHz)	Measure Level (dBμV/m)	Reading Level (dBμV)	Margin (dB)	Limit (dBμV/m)	Factor (dB/m)	Type
1		5319.040	91.339	88.330	N/A	N/A	3.008	AV
2	*	5350.000	45.458	42.638	-8.542	54.000	2.820	AV

Note 1: " * ", means this data is the worst emission level.

Note 2: Measure Level (dBμV/m) = Reading Level (dBμV) + Factor (dB/m).

Note 3: Factor (dB/m) = Cable Loss (dB) + Antenna Factor (dB/m) - Pre_Amplifier Gain (dB).

Site: WZ-AC2	Test Date: 2023-11-27
Limit: FCC_5G_RE(3m)	Engineer: Karl Gao
Probe: BBHA9120D_1457_1-18GHz	Polarity: Vertical
EUT: L23UGSR-5HaxD2HaxD-NM-US	Power: AC 120V/60Hz
Test Mode: Transmit by 802.11ax-HE20 at 5320MHz	



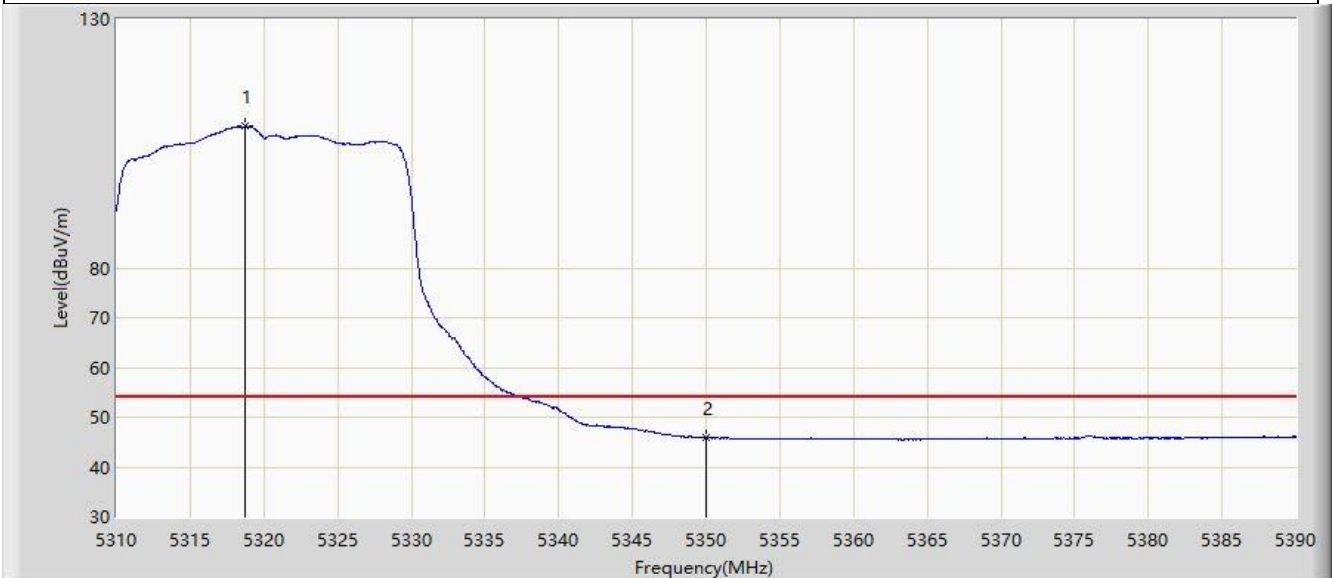
No	Mark	Frequency (MHz)	Measure Level (dB μ V/m)	Reading Level (dB μ V)	Margin (dB)	Limit (dB μ V/m)	Factor (dB/m)	Type
1		5319.040	119.329	116.320	N/A	N/A	3.008	PK
2		5350.000	56.628	53.808	-17.372	74.000	2.820	PK
3	*	5385.200	58.510	55.333	-15.490	74.000	3.177	PK

Note 1: " * ", means this data is the worst emission level.

Note 2: Measure Level (dB μ V/m) = Reading Level (dB μ V) + Factor (dB/m).

Note 3: Factor (dB/m) = Cable Loss (dB) + Antenna Factor (dB/m) - Pre_Amplifier Gain (dB).

Site: WZ-AC2	Test Date: 2023-11-27
Limit: FCC_5G_RE(3m)	Engineer: Karl Gao
Probe: BBHA9120D_1457_1-18GHz	Polarity: Vertical
EUT: L23UGSR-5HaxD2HaxD-NM-US	Power: AC 120V/60Hz
Test Mode: Transmit by 802.11ax-HE20 at 5320MHz	



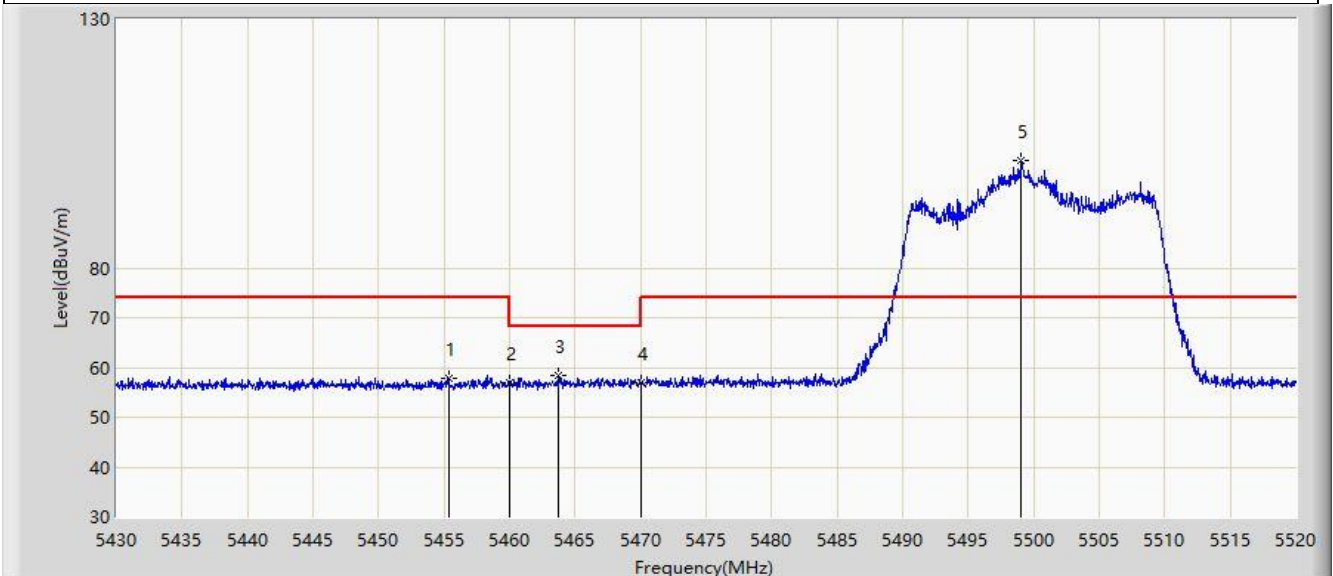
No	Mark	Frequency (MHz)	Measure Level (dB μ V/m)	Reading Level (dB μ V)	Margin (dB)	Limit (dB μ V/m)	Factor (dB/m)	Type
1		5318.760	108.447	105.438	N/A	N/A	3.009	AV
2	*	5350.000	45.832	43.012	-8.168	54.000	2.820	AV

Note 1: " * ", means this data is the worst emission level.

Note 2: Measure Level (dB μ V/m) = Reading Level (dB μ V) + Factor (dB/m).

Note 3: Factor (dB/m) = Cable Loss (dB) + Antenna Factor (dB/m) - Pre_Amplifier Gain (dB).

Site: WZ-AC2	Test Date: 2023-11-27
Limit: FCC_5G_RE(3m)	Engineer: Karl Gao
Probe: BBHA9120D_1457_1-18GHz	Polarity: Horizontal
EUT: L23UGSR-5HaxD2HaxD-NM-US	Power: AC 120V/60Hz
Test Mode: Transmit by 802.11ax-HE20 at 5500MHz	



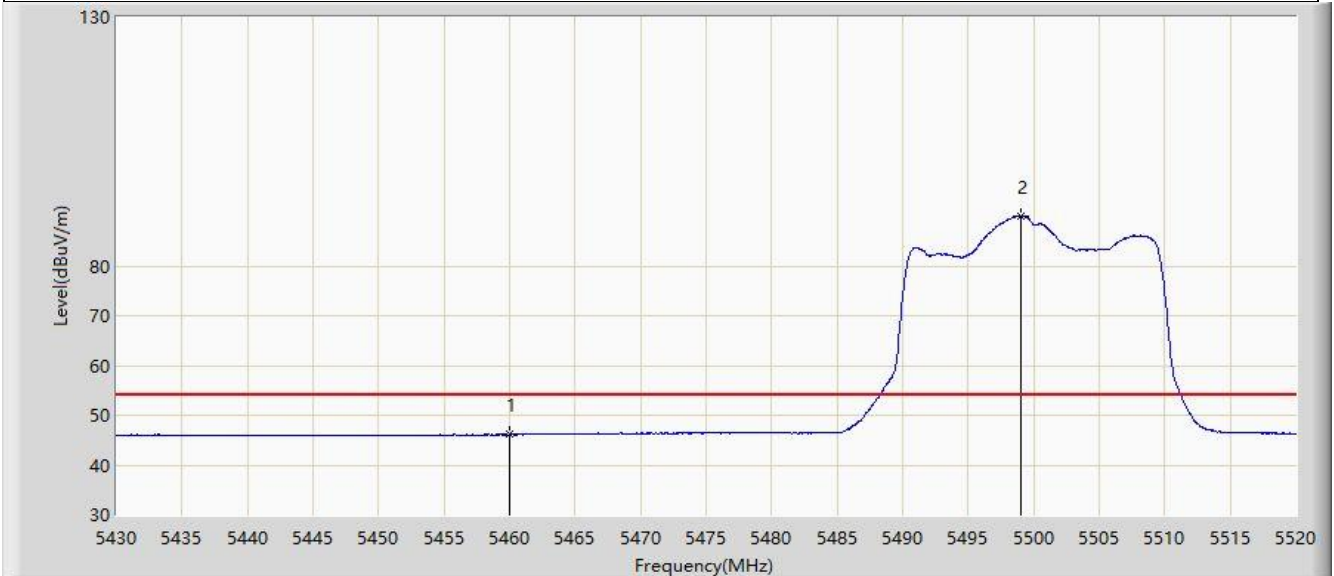
No	Mark	Frequency (MHz)	Measure Level (dBµV/m)	Reading Level (dBµV)	Margin (dB)	Limit (dBµV/m)	Factor (dB/m)	Type
1		5455.335	57.926	54.861	-16.074	74.000	3.065	PK
2		5460.000	56.986	53.837	-17.014	74.000	3.149	PK
3	*	5463.705	58.473	55.252	-9.727	68.200	3.221	PK
4		5470.000	57.032	53.690	-11.168	68.200	3.341	PK
5		5499.075	101.514	98.322	N/A	N/A	3.192	PK

Note 1: " * ", means this data is the worst emission level.

Note 2: Measure Level (dBµV/m) = Reading Level (dBµV) + Factor (dB/m).

Note 3: Factor (dB/m) = Cable Loss (dB) + Antenna Factor (dB/m) - Pre_Amplifier Gain (dB).

Site: WZ-AC2	Test Date: 2023-11-27
Limit: FCC_5G_RE(3m)	Engineer: Karl Gao
Probe: BBHA9120D_1457_1-18GHz	Polarity: Horizontal
EUT: L23UGSR-5HaxD2HaxD-NM-US	Power: AC 120V/60Hz
Test Mode: Transmit by 802.11ax-HE20 at 5500MHz	



No	Mark	Frequency (MHz)	Measure Level (dBμV/m)	Reading Level (dBμV)	Margin (dB)	Limit (dBμV/m)	Factor (dB/m)	Type
1	*	5460.000	46.109	42.960	-7.891	54.000	3.149	AV
2		5499.075	89.983	86.791	N/A	N/A	3.192	AV

Note 1: " * ", means this data is the worst emission level.

Note 2: Measure Level (dBμV/m) = Reading Level (dBμV) + Factor (dB/m).

Note 3: Factor (dB/m) = Cable Loss (dB) + Antenna Factor (dB/m) - Pre_Amplifier Gain (dB).