

Appendix A. Test Photos

1. Photographs of AC Power Conducted Emissions Test Configuration

Test Mode: Mode 1

FRONT VIEW



REAR VIEW



2. Photographs of Transmitter Spurious Emissions Test Configuration

Test Configuration: Below 1GHz / Test Mode: Mode 2

FRONT VIEW




REAR VIEW




Test Configuration: 1GHz~40GHz

FRONT VIEW




REAR VIEW



Test Configuration: Above 40GHz

FRONT VIEW



————THE END————