

Test Mode: Mode 2: Transmit (PoE)

Description: Front View of AC Power Line Conducted Emission Test Setup




Description: Back View of AC Power Line Conducted Emission Test Setup




<Radiated Emission>

Test Mode: Mode 1: Transmit (Adapter)

Description: Front View of Radiated Emission Test Setup (30 MHz ~ 1 GHz)




Description: Back View of Radiated Emission Test Setup (30 MHz ~ 1 GHz)



Test Mode: Mode 2: Transmit (PoE)

Description: Front View of Radiated Emission Test Setup (30 MHz ~ 1 GHz)



Description: Back View of Radiated Emission Test Setup (30 MHz ~ 1 GHz)



Test Mode: Mode 1: Transmit (Adapter)
Description: Front View of Radiated Emission Test Setup (Above 1 GHz)



Description: Back View of Radiated Emission Test Setup (Above 1 GHz)

