

**PHOTOGRAPH SHOWING VOLTAGE VARIATION**



**PHOTOGRAPH SHOWING MAINS CONDUCTED EMISSIONS**




Mains Conducted Emissions

**PHOTOGRAPH SHOWING MAINS CONDUCTED EMISSIONS**




Mains Conducted Emissions

**PHOTOGRAPH SHOWING RADIATED EMISSIONS**



Radiated Emissions - Front View - 9 kHz - 30 MHz

**PHOTOGRAPH SHOWING RADIATED EMISSIONS**




Radiated Emissions - Front View - 9 kHz - 30 MHz

**PHOTOGRAPH SHOWING RADIATED EMISSIONS**



Radiated Emissions - Front View - 1-1000 MHz

**PHOTOGRAPH SHOWING RADIATED EMISSIONS**



Radiated Emissions - 1-12.5 GHz

**PHOTOGRAPH SHOWING RADIATED EMISSIONS**



Radiated Emissions - 12-40 GHz Sample Setup at 1 Meter



**PHOTOGRAPH SHOWING RADIATED EMISSIONS**



Radiated Emissions - 12-40 GHz Sample Setup at 3 Meters

**PHOTOGRAPH SHOWING RADIATED EMISSIONS**



Radiated Emissions - 40-100 GHz Sample Setup Using Mixers

PHOTOGRAPH SHOWING OCCUPIED BANDWIDTH EQUIPMENT SETUP



**PHOTOGRAPH SHOWING OCCUPIED BANDWIDTH TEST SETUP**



**PHOTOGRAPH SHOWING DUTY CYCLE MEASUREMENT SETUP**



**PHOTOGRAPH SHOWING DUTY CYCLE MEASUREMENT CLOSEUP**

