



Test Setup Photos

Client: Leidos Security Detection & Automation, Inc.

Model: ProVision 3, SafeView HD, PV2 to PV3 upgrade

Fundamental Emissions Test Setup





Test Setup Photos

Client: Leidos Security Detection & Automation, Inc.

Model: ProVision 3, SafeView HD, PV2 to PV3 upgrade

9 kHz-30 MHz Spurious Emissions Test Setup





Test Setup Photos

Client: Leidos Security Detection & Automation, Inc.

Model: ProVision 3, SafeView HD, PV2 to PV3 upgrade

30-1000 MHz Spurious Emissions Test Setup



Test Setup Photos

Client: Leidos Security Detection & Automation, Inc.

Model: ProVision 3, SafeView HD, PV2 to PV3 upgrade

1-18 GHz Spurious Emissions Test Setup





Test Setup Photos

Client: Leidos Security Detection & Automation, Inc.

Model: ProVision 3, SafeView HD, PV2 to PV3 upgrade

18-40 GHz Spurious Emissions Test Setup




Test Setup Photos


Client: Leidos Security Detection & Automation, Inc.

Model: ProVision 3, SafeView HD, PV2 to PV3 upgrade

40-60 GHz Spurious Emissions Test Setup



60-90 GHz Spurious Emissions Test Setup




Test Setup Photos

Client: Leidos Security Detection & Automation, Inc.

Model: ProVision 3, SafeView HD, PV2 to PV3 upgrade

90-140 GHz Spurious Emissions Test Setup



140-200 GHz Spurious Emissions Test Setup

