

FCC CERTIFICATION  
On Behalf of  
Eastern Times Technology Co., Ltd.

2.4G Wireless Optical Mouse  
Model No.: DS-2311

FCC ID: TUV2311B

Prepared for : Eastern Times Technology Co., Ltd.  
Address : Building 5, Penghua Industry Park, Heping Rd.(W),  
Longhua, Shenzhen, Guangdong, China

Prepared by : ACCURATE TECHNOLOGY CO. LTD  
Address : F1, Bldg. A, Changyuan New Material Port, Keyuan Rd.  
Science & Industry Park, Nanshan, Shenzhen, Guangdong  
P.R. China

Tel: (0755) 26503290  
Fax: (0755) 26503396

Report Number : ATE20100538  
Date of Test : April 12, 2010  
Date of Report : April 13, 2010

## TABLE OF CONTENTS

Description	Page
Test Report Certification	
<b>1. GENERAL INFORMATION .....</b>	<b>4</b>
1.1. Description of Device (EUT).....	4
1.2. Description of Test Facility .....	4
1.3. Measurement Uncertainty .....	5
<b>2. MEASURING DEVICE AND TEST EQUIPMENT .....</b>	<b>6</b>
<b>3. SUMMARY OF TEST RESULTS.....</b>	<b>7</b>
<b>4. FUNDAMENTAL AND HARMONICS RADIATED EMISSION FOR SECTION 15.249(A) 8</b>	<b>8</b>
4.1. Block Diagram of Test Setup.....	8
4.2. The Emission Limit .....	9
4.3. Configuration of EUT on Measurement .....	9
4.4. Operating Condition of EUT .....	9
4.5. Test Procedure .....	10
4.6. The Field Strength of Radiation Emission Measurement Results .....	11
<b>5. SPURIOUS RADIATED EMISSION FOR SECTION 15.249(D) .....</b>	<b>14</b>
5.1. Block Diagram of Test Setup.....	14
5.2. The Emission Limit For Section 15.249(d) .....	15
5.3. EUT Configuration on Measurement .....	15
5.4. Operating Condition of EUT .....	15
5.5. Test Procedure .....	16
5.6. The Emission Measurement Result .....	17
<b>6. BAND EDGES .....</b>	<b>20</b>
6.1. The Requirement .....	20
6.2. EUT Configuration on Measurement .....	20
6.3. Operating Condition of EUT .....	20
6.4. Test Procedure .....	20
6.5. The Measurement Result .....	21
<b>7. ANTENNA REQUIREMENT.....</b>	<b>23</b>
7.1. The Requirement .....	23
7.2. Antenna Construction .....	23

APPENDIX I ( TEST CURVES) (22 pages)

## Test Report Certification

Applicant : Eastern Times Technology Co., Ltd.  
Manufacturer : Eastern Times Technology Co., Ltd.  
EUT Description : 2.4G Wireless Optical Mouse  
(A) MODEL NO.: DS-2311  
(B) SERIAL NO.: N/A  
(C) POWER SUPPLY: 3V DC (“AAA” batteries 2×)

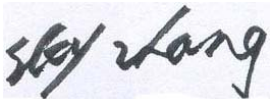
Measurement Procedure Used:


**FCC Rules and Regulations Part 15 Subpart C Section 15.249**  
**ANSI C63.4: 2003**

The device described above is tested by ACCURATE TECHNOLOGY CO. LTD to determine the maximum emission levels emanating from the device. The maximum emission levels are compared to the FCC Part 15 Subpart C Section 15.249 limits. The measurement results are contained in this test report and ACCURATE TECHNOLOGY CO. LTD is assumed full responsibility for the accuracy and completeness of these measurements. Also, this report shows that the Equipment Under Test (EUT) is to be technically compliant with the FCC requirements.

This report applies to above tested sample only. This report shall not be reproduced in part without written approval of ACCURATE TECHNOLOGY CO. LTD.

Date of Test : April 12, 2010

Prepared by :   
(Engineer)

Approved & Authorized Signer :   
(Manager)

# 1. GENERAL INFORMATION

## 1.1. Description of Device (EUT)

EUT : 2.4G Wireless Optical Mouse

Model Number : DS-2311

Power Supply : 3V DC (“AAA” batteries 2×)

Operate Frequency : 2402-2478MHz

Applicant : Eastern Times Technology Co., Ltd.  
Address : Building 5, Penghua Industry Park, Heping Rd.(W),  
Longhua, Shenzhen, Guangdong, China

Manufacturer : Eastern Times Technology Co., Ltd.  
Address : Building 5, Penghua Industry Park, Heping Rd.(W),  
Longhua, Shenzhen, Guangdong, China

Date of sample received : March 24, 2010

Date of Test : April 12, 2010

## 1.2. Description of Test Facility

EMC Lab : Accredited by TUV Rheinland Shenzhen

Listed by FCC  
The Registration Number is 752051

Listed by Industry Canada  
The Registration Number is 5077A-2

Accredited by China National Accreditation Committee  
for Laboratories  
The Certificate Registration Number is L3193

Name of Firm : ACCURATE TECHNOLOGY CO. LTD  
Site Location : F1, Bldg. A, Changyuan New Material Port, Keyuan Rd.  
Science & Industry Park, Nanshan, Shenzhen, Guangdong  
P.R. China

### 1.3.Measurement Uncertainty

Conducted Emission Expanded Uncertainty = 2.23dB, k=2

Radiated emission expanded uncertainty  
(9kHz-30MHz) = 3.08dB, k=2

Radiated emission expanded uncertainty  
(30MHz-1000MHz) = 4.42dB, k=2

Radiated emission expanded uncertainty  
(Above 1GHz) = 4.06dB, k=2

## 2. MEASURING DEVICE AND TEST EQUIPMENT

**Table 1: List of Test and Measurement Equipment**

Kind of equipment	Manufacturer	Type	S/N	Calibrated until
EMI Test Receiver	Rohde&Schwarz	ESCS30	100307	Jan. 9, 2011
EMI Test Receiver	Rohde&Schwarz	ESPI3	101526/003	Jan. 9, 2011
Spectrum Analyzer	Agilent	E7405A	MY45115511	Jan. 9, 2011
Pre-Amplifier	Rohde&Schwarz	CBLU118354 0-01	3791	Jan. 9, 2011
Loop Antenna	Schwarzbeck	FMZB1516	1516131	Jan. 9, 2011
Bilog Antenna	Schwarzbeck	VULB9163	9163-323	Jan. 9, 2011
Horn Antenna	Schwarzbeck	BBHA9120D	9120D-655	Jan. 9, 2011
Horn Antenna	Schwarzbeck	BBHA9170	9170-359	Jan. 9, 2011
LISN	Rohde&Schwarz	ESH3-Z5	100305	Jan. 9, 2011
LISN	Schwarzbeck	NSLK8126	8126431	Jan. 9, 2011

### 3. SUMMARY OF TEST RESULTS

<b>FCC Rules</b>	<b>Description of Test</b>	<b>Result</b>
Section 15.207	Conducted Emission	N/A
Section 15.249(a)	Fundamental and Harmonics Radiated Emission	Compliant
Section 15.249(d)	Spurious Radiated Emission	Compliant
Section 15.249(d)	Band Edge	Compliant
Section 15.203	Antenna Requirement	Compliant

Remark: "N/A" means "Not applicable".

## 4. FUNDAMENTAL AND HARMONICS RADIATED EMISSION FOR SECTION 15.249(A)

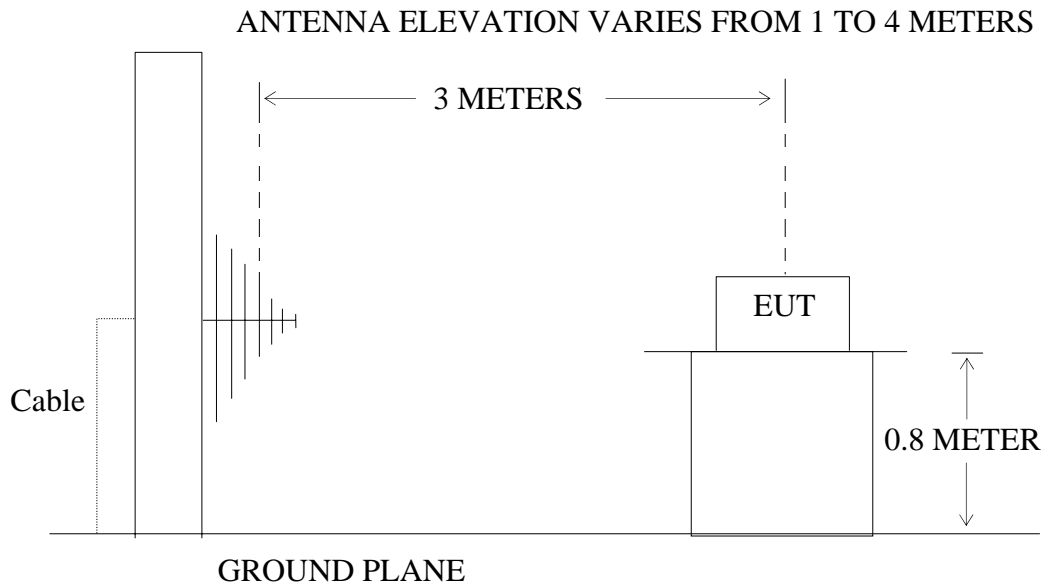
### 4.1. Block Diagram of Test Setup

#### 4.1.1. Block diagram of connection between the EUT and simulators



(EUT: 2.4G Wireless Optical Mouse)

#### 4.1.2. Semi-Anechoic Chamber Test Setup Diagram



(EUT: 2.4G Wireless Optical Mouse)



## 4.2.The Emission Limit

4.2.1.For intentional radiators, According to section 15.249(a), Operation within the frequency band of 2.4 to 2.4835GHz, The fundamental field strength shall not exceed 94 dB $\mu$ V/m and the harmonics shall not exceed 54 dB $\mu$ V/m.

Fundamental Frequency	Field Strength of Fundamental (millivolts/meter)	Field Strength of harmonics (microvolts/meter)
902-928MHz	50	500
2400-2483.5MHz	50	500
5725-5875MHz	50	500
24.0-24.25GHz	250	2500

4.2.2.According to section 15.249(e), as shown in section 15.35(b), the peak field strength of any emission shall not exceed the maximum permitted average limits specified above by more than 20 dB under any condition of modulation.

## 4.3.Configuration of EUT on Measurement

The following equipment are installed on Radiated Emission Measurement to meet the commission requirements and operating regulations in a manner which tends to maximize its emission characteristics in normal application.

### 4.3.1. 2.4G Wireless Optical Mouse (EUT)

Model Number : DS-2311  
 Serial Number : N/A  
 Manufacturer : Eastern Times Technology Co., Ltd.

## 4.4.Operating Condition of EUT

4.4.1.Setup the EUT and simulator as shown as Section 4.1.

4.4.2.Turn on the power of all equipment.

4.4.3. Let the EUT work in TX modes measure it. The transmit frequency are 2402-2478MHz. We are select 2402MHz, 2440MHz, 2478MHz TX frequency to transmit.

#### 4.5. Test Procedure

The EUT and its simulators are placed on a turntable, which is 0.8 meter high above ground. The turntable can rotate 360 degrees to determine the position of the maximum emission level. EUT is set 3.0 meters away from the receiving antenna, which is mounted on an antenna tower. The antenna can be moved up and down between 1.0 meter and 4 meters to find out the maximum emission level. Broadband antenna (calibrated bilog antenna) is used as receiving antenna. Both horizontal and vertical polarizations of the antenna are set on measurement. In order to find the maximum emission levels, all of the interface cables must be manipulated according to ANSI C63.4: 2003 on radiated emission measurement. The EUT was tested in 3 orthogonal planes.

The bandwidth of test receiver is set at 1MHz.

## 4.6. The Field Strength of Radiation Emission Measurement Results

### PASS.

Date of Test:	<u>April 12, 2010</u>	Temperature:	<u>25°C</u>
EUT:	<u>2.4G Wireless Optical Mouse</u>	Humidity:	<u>50%</u>
Model No.:	<u>DS-2311</u>	Power Supply:	<u>3V DC ("AAA" batteries 2×)</u>
Test Mode:	<u>TX 2402MHz</u>	Test Engineer:	<u>Joe</u>

### Fundamental Radiated Emissions

Frequency (MHz)	Reading(dBμV/m)		Factor(dB) Corr.	Result(dBμV/m)		Limit(dBμV/m)		Margin(dB)		Polarization
	AV	PEAK		AV	PEAK	AV	PEAK	AV	PEAK	
2402.264	91.59	97.67	-7.45	84.14	90.22	94	114	-9.86	-23.78	Vertical
2402.264	95.41	101.46	-7.45	87.96	94.01	94	114	-6.04	-19.99	Horizontal

### Harmonics Radiated Emissions

Frequency (MHz)	Reading(dBμV/m)		Factor(dB) Corr.	Result(dBμV/m)		Limit(dBμV/m)		Margin(dB)		Polarization
	AV	PEAK		AV	PEAK	AV	PEAK	AV	PEAK	
4804.526	42.62	48.68	-0.30	42.32	48.38	54	74	-11.68	-25.62	Vertical
4804.526	45.94	52.01	-0.30	45.64	51.71	54	74	-8.36	-22.29	Horizontal

Note:

1. Emissions attenuated more than 20 dB below the permissible value are not reported.
2. The field strength is calculated by adding the antenna factor, high pass filter loss(if used) and cable loss, and subtracting the amplifier gain(if any)from the measured reading. The basic equation calculation is as follows:

$$\text{Result} = \text{Reading} + \text{Corrected Factor}$$

$$\text{Where Corrected Factor} = \text{Antenna Factor} + \text{Cable Loss} + \text{High Pass Filter Loss} - \text{Amplifier Gain}$$

3. The spectral diagrams in appendix I display the measurement of peak values.

Date of Test:	<u>April 12, 2010</u>	Temperature:	<u>25°C</u>
EUT:	<u>2.4G Wireless Optical Mouse</u>	Humidity:	<u>50%</u>
Model No.:	<u>DS-2311</u>	Power Supply:	<u>3V DC ("AAA" batteries 2×)</u>
Test Mode:	<u>TX 2440MHz</u>	Test Engineer:	<u>Joe</u>

### Fundamental Radiated Emissions

Frequency (MHz)	Reading(dBμV/m)		Factor(dB) Corr.	Result(dBμV/m)		Limit(dBμV/m)		Margin(dB)		Polarization
	AV	PEAK		AV	PEAK	AV	PEAK	AV	PEAK	
2440.252	91.53	97.58	-7.36	84.17	90.22	94	114	-9.83	-23.78	Vertical
2440.252	95.53	101.59	-7.36	88.17	94.23	94	114	-5.83	-19.77	Horizontal

### Harmonics Radiated Emissions

Frequency (MHz)	Reading(dBμV/m)		Factor(dB) Corr.	Result(dBμV/m)		Limit(dBμV/m)		Margin(dB)		Polarization
	AV	PEAK		AV	PEAK	AV	PEAK	AV	PEAK	
4880.500	43.68	49.44	0.13	43.51	49.57	54	74	-10.49	-24.43	Vertical
4880.500	44.07	50.13	0.13	44.20	50.26	54	74	-9.80	-23.74	Horizontal

Note:

1. Emissions attenuated more than 20 dB below the permissible value are not reported.
2. The field strength is calculated by adding the antenna factor, high pass filter loss(if used) and cable loss, and subtracting the amplifier gain(if any)from the measured reading. The basic equation calculation is as follows:  

$$\text{Result} = \text{Reading} + \text{Corrected Factor}$$

Where Corrected Factor = Antenna Factor + Cable Loss + High Pass Filter Loss – Amplifier Gain
3. The spectral diagrams in appendix I display the measurement of peak values.

Date of Test:	<u>April 12, 2010</u>	Temperature:	<u>25°C</u>
EUT:	<u>2.4G Wireless Optical Mouse</u>	Humidity:	<u>50%</u>
Model No.:	<u>DS-2311</u>	Power Supply:	<u>3V DC ("AAA" batteries 2×)</u>
Test Mode:	<u>TX 2478MHz</u>	Test Engineer:	<u>Joe</u>

### Fundamental Radiated Emissions

Frequency (MHz)	Reading(dBμV/m)		Factor(dB) Corr.	Result(dBμV/m)		Limit(dBμV/m)		Margin(dB)		Polarization
	AV	PEAK		AV	PEAK	AV	PEAK	AV	PEAK	
2478.260	91.97	97.83	-7.37	84.42	90.46	94	114	-9.58	-23.54	Vertical
2478.260	95.72	101.79	-7.37	88.35	94.42	94	114	-5.65	-19.58	Horizontal

### Harmonics Radiated Emissions

Frequency (MHz)	Reading(dBμV/m)		Factor(dB) Corr.	Result(dBμV/m)		Limit(dBμV/m)		Margin(dB)		Polarization
	AV	PEAK		AV	PEAK	AV	PEAK	AV	PEAK	
4956.512	46.40	52.46	0.51	46.91	52.97	54	74	-7.09	-21.03	Vertical
4956.512	46.04	52.11	0.51	46.55	52.62	54	74	-7.45	-21.38	Horizontal

Note:

- Emissions attenuated more than 20 dB below the permissible value are not reported.
- The field strength is calculated by adding the antenna factor, high pass filter loss(if used) and cable loss, and subtracting the amplifier gain(if any)from the measured reading. The basic equation calculation is as follows:  

$$\text{Result} = \text{Reading} + \text{Corrected Factor}$$

Where Corrected Factor = Antenna Factor + Cable Loss + High Pass Filter Loss – Amplifier Gain
- The spectral diagrams in appendix I display the measurement of peak values.

## 5. SPURIOUS RADIATED EMISSION FOR SECTION 15.249(D)

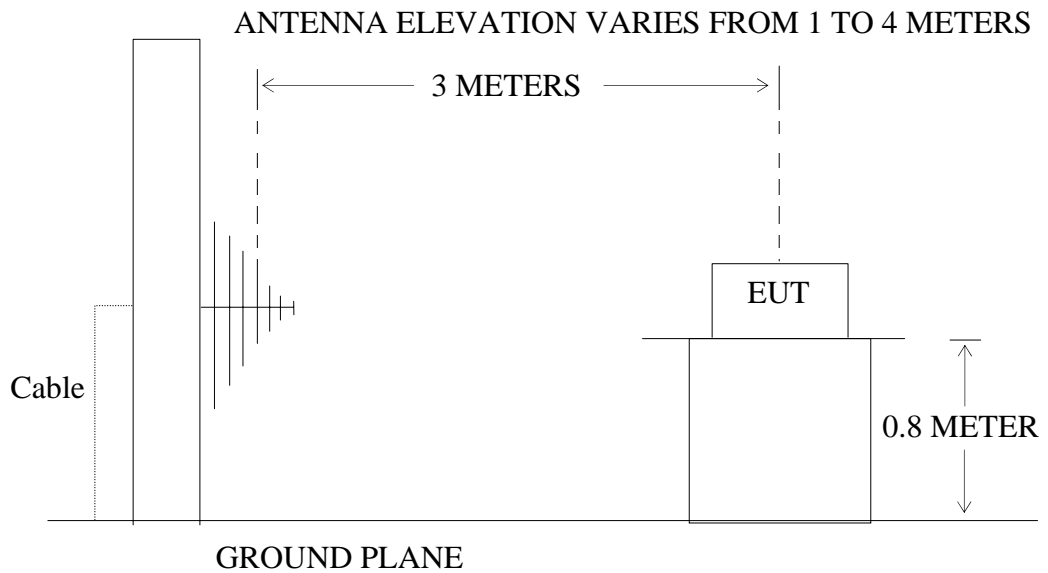
### 5.1. Block Diagram of Test Setup

#### 5.1.1. Block diagram of connection between the EUT and simulators



(EUT: 2.4G Wireless Optical Mouse)

#### 5.1.2. Semi-Anechoic Chamber Test Setup Diagram



(EUT: 2.4G Wireless Optical Mouse)

## 5.2.The Emission Limit For Section 15.249(d)

5.2.1.Emission radiated outside of the specified frequency bands, except for harmonics, shall be comply with the general radiated emission limits in Section 15.209.

### Radiation Emission Measurement Limits According to Section 15.209

Frequency (MHz)	Limit		The final measurement in band 9-90kHz, 110-490kHz and above 1000MHz is performed with Average detector. Except those frequency bands mention above, the final measurement for frequencies below 1000MHz is performed with Quasi Peak detector.
	Field Strength of Quasi-peak Value (microvolts/m)	Field Strength of Quasi-peak Value (dB $\mu$ V/m)	
30 - 88	100	40	
88 - 216	150	43.5	
216 - 960	200	46	
Above 960	500	54	

## 5.3.EUT Configuration on Measurement

The following equipment are installed on the emission Measurement to meet the commission requirements and operating regulations in a manner which tends to maximize its emission characteristics in normal application.

### 5.3.1. 2.4G Wireless Optical Mouse (EUT)

Model Number : DS-2311  
 Serial Number : N/A  
 Manufacturer : Eastern Times Technology Co., Ltd.

## 5.4.Operating Condition of EUT

5.4.1.Setup the EUT and simulator as shown as Section 5.1.

5.4.2.Turn on the power of all equipment.

5.4.3. Let the EUT work in TX modes measure it. The transmit frequency are 2402-2478MHz. We are select 2402MHz, 2440MHz, 2478MHz TX frequency to transmit.

## 5.5. Test Procedure

The EUT and its simulators are placed on a turntable, which is 0.8 meter high above ground. The turntable can rotate 360 degrees to determine the position of the maximum emission level. EUT is set 3.0 meters away from the receiving antenna, which is mounted on an antenna tower. The antenna can be moved up and down between 1.0 meter and 4 meters to find out the maximum emission level. Broadband antenna (calibrated bilog antenna) is used as receiving antenna. Both horizontal and vertical polarizations of the antenna are set on measurement. In order to find the maximum emission levels, all of the interface cables must be manipulated according to ANSI C63.4: 2003 on radiated emission measurement. The EUT was tested in 3 orthogonal planes.

The bandwidth of test receiver is set at 120kHz in 30-1000MHz. and set at 1MHz in above 1000MHz.

The frequency range from 30MHz to 25000MHz is checked.

The final measurement in band 9-90kHz, 110-490kHz and above 1000MHz is performed with Average detector. Except those frequency bands mention above, the final measurement for frequencies below 1000MHz is performed with Quasi Peak detector.



## 5.6.The Emission Measurement Result

**PASS.**

Date of Test:	<u>April 12, 2010</u>	Temperature:	<u>25°C</u>
EUT:	<u>2.4G Wireless Optical Mouse</u>	Humidity:	<u>50%</u>
Model No.:	<u>DS-2311</u>	Power Supply:	<u>3V DC (“AAA” batteries 2×)</u>
Test Mode:	<u>TX 2402MHz</u>	Test Engineer:	<u>Joe</u>

Frequency (MHz)	Reading (dBμV/m)	Factor(dB) Corr.	Result (dBμV/m)	Limit (dBμV/m)	Margin (dB)	Polarization
	QP		QP	QP	QP	
-	-	-	-	-	-	Vertical
-	-	-	-	-	-	Horizontal

Note:

1. Emissions attenuated more than 20 dB below the permissible value are not reported.
2. The field strength is calculated by adding the antenna factor, high pass filter loss(if used) and cable loss, and subtracting the amplifier gain(if any)from the measured reading. The basic equation calculation is as follows:

$$\text{Result} = \text{Reading} + \text{Corrected Factor}$$

$$\text{Where Corrected Factor} = \text{Antenna Factor} + \text{Cable Loss} + \text{High Pass Filter Loss} - \text{Amplifier Gain}$$

3. The spectral diagrams in appendix I display the measurement of peak values.

Date of Test:	<u>April 12, 2010</u>	Temperature:	<u>25°C</u>
EUT:	<u>2.4G Wireless Optical Mouse</u>	Humidity:	<u>50%</u>
Model No.:	<u>DS-2311</u>	Power Supply:	<u>3V DC (“AAA” batteries 2×)</u>
Test Mode:	<u>TX 2440MHz</u>	Test Engineer:	<u>Joe</u>

Frequency (MHz)	Reading (dBµV/m)	Factor(dB) Corr.	Result (dBµV/m)	Limit (dBµV/m)	Margin (dB)	Polarization
	QP		QP	QP	QP	
-	-	-	-	-	-	Vertical
-	-	-	-	-	-	Horizontal

Note:

1. Emissions attenuated more than 20 dB below the permissible value are not reported.
2. The field strength is calculated by adding the antenna factor, high pass filter loss(if used) and cable loss, and subtracting the amplifier gain(if any)from the measured reading. The basic equation calculation is as follows:

$$\text{Result} = \text{Reading} + \text{Corrected Factor}$$

$$\text{Where Corrected Factor} = \text{Antenna Factor} + \text{Cable Loss} + \text{High Pass Filter Loss} - \text{Amplifier Gain}$$

3. The spectral diagrams in appendix I display the measurement of peak values.

Date of Test:	<u>April 12, 2010</u>	Temperature:	<u>25°C</u>
EUT:	<u>2.4G Wireless Optical Mouse</u>	Humidity:	<u>50%</u>
Model No.:	<u>DS-2311</u>	Power Supply:	<u>3V DC (“AAA” batteries 2×)</u>
Test Mode:	<u>TX 2478MHz</u>	Test Engineer:	<u>Joe</u>

Frequency (MHz)	Reading (dBµV/m)	Factor(dB) Corr.	Result (dBµV/m)	Limit (dBµV/m)	Margin (dB)	Polarization
	QP		QP	QP	QP	
-	-	-	-	-	-	Vertical
-	-	-	-	-	-	Horizontal

Note:

1. Emissions attenuated more than 20 dB below the permissible value are not reported.
2. The field strength is calculated by adding the antenna factor, high pass filter loss(if used) and cable loss, and subtracting the amplifier gain(if any)from the measured reading. The basic equation calculation is as follows:

$$\text{Result} = \text{Reading} + \text{Corrected Factor}$$

$$\text{Where Corrected Factor} = \text{Antenna Factor} + \text{Cable Loss} + \text{High Pass Filter Loss} - \text{Amplifier Gain}$$

3. The spectral diagrams in appendix I display the measurement of peak values.

## 6. BAND EDGES

### 6.1. The Requirement

6.1.1. Band Edge from 2400MHz to 2483.5MHz. Emission radiated outside of the specified frequency bands, except for harmonics, shall be attenuated by at least 50 dB below the level of the fundamental or to the general radiated emission limits in Section 15.209, whichever is the lesser attenuation.

### 6.2. EUT Configuration on Measurement

The following equipment are installed on the emission Measurement to meet the commission requirements and operating regulations in a manner which tends to maximize its emission characteristics in normal application.

#### 6.2.1. 2.4G Wireless Optical Mouse (EUT)

Model Number : DS-2311  
Serial Number : N/A  
Manufacturer : Eastern Times Technology Co., Ltd.

### 6.3. Operating Condition of EUT

6.3.1. Setup the EUT and simulator as shown as Section 4.1.

6.3.2. Turn on the power of all equipment.

6.3.3. Let the EUT work in TX modes measure it. The transmit frequency are 2402-2478MHz. We are select 2402MHz, 2478MHz TX frequency to transmit.

### 6.4. Test Procedure

1. The EUT is placed on a turntable, which is 0.8m above the ground plane and worked at highest radiated power.
2. The turntable was rotated for 360 degrees to determine the position of maximum emission level.
3. EUT is set 3m away from the receiving antenna, which is varied from 1m to 4m to find out the highest emission.
4. Set the spectrum analyzer in the following setting in order to capture the lower and upper band-edges of the emission:  
RBW=1MHz, VBW=1MHz

## 6.5.The Measurement Result

**Pass.**

Date of Test:	<u>April 12, 2010</u>	Temperature:	<u>25°C</u>
EUT:	<u>2.4G Wireless Optical Mouse</u>	Humidity:	<u>50%</u>
Model No.:	<u>DS-2311</u>	Power Supply:	<u>3V DC (“AAA” batteries 2×)</u>
Test Mode:	<u>TX 2402MHz</u>	Test Engineer:	<u>Joe</u>

Frequency (MHz)	Reading(dBμV/m)		Factor(dB) Corr.	Result(dBμV/m)		Limit(dBμV/m)		Margin(dB)		Polarization
	AV	PEAK		AV	PEAK	AV	PEAK	AV	PEAK	
-	-	-	-	-	-	-	-	-	-	Vertical
-	-	-	-	-	-	-	-	-	-	Horizontal

Note:

1. Emissions attenuated more than 20 dB below the permissible value are not reported.
2. The field strength is calculated by adding the antenna factor, high pass filter loss(if used) and cable loss, and subtracting the amplifier gain(if any)from the measured reading. The basic equation calculation is as follows:

$$\text{Result} = \text{Reading} + \text{Corrected Factor}$$

$$\text{Where Corrected Factor} = \text{Antenna Factor} + \text{Cable Loss} + \text{High Pass Filter Loss} - \text{Amplifier Gain}$$

3. The spectral diagrams in appendix I display the measurement of peak values.

Date of Test:	<u>April 12, 2010</u>	Temperature:	<u>25°C</u>
EUT:	<u>2.4G Wireless Optical Mouse</u>	Humidity:	<u>50%</u>
Model No.:	<u>DS-2311</u>	Power Supply:	<u>3V DC (“AAA” batteries 2×)</u>
Test Mode:	<u>TX 2478MHz</u>	Test Engineer:	<u>Joe</u>

Frequency (MHz)	Reading(dBμV/m)		Factor(dB) Corr.	Result(dBμV/m)		Limit(dBμV/m)		Margin(dB)		Polarization
	AV	PEAK		AV	PEAK	AV	PEAK	AV	PEAK	
-	-	-	-	-	-	-	-	-	-	Vertical
-	-	-	-	-	-	-	-	-	-	Horizontal

Note:

1. Emissions attenuated more than 20 dB below the permissible value are not reported.
2. The field strength is calculated by adding the antenna factor, high pass filter loss(if used) and cable loss, and subtracting the amplifier gain(if any)from the measured reading. The basic equation calculation is as follows:  

$$\text{Result} = \text{Reading} + \text{Corrected Factor}$$

$$\text{Where Corrected Factor} = \text{Antenna Factor} + \text{Cable Loss} + \text{High Pass Filter Loss} - \text{Amplifier Gain}$$
3. The spectral diagrams in appendix I display the measurement of peak values.

## 7. ANTENNA REQUIREMENT


### 7.1.The Requirement

7.1.1.According to Section 15.203, an intentional radiator shall be designed to ensure that no antenna other than that furnished by the responsible party shall be used with the device.

### 7.2.Antenna Construction

The antenna is PCB Layout antenna, no consideration of replacement.

Antenna



# APPENDIX I (Test Curves)





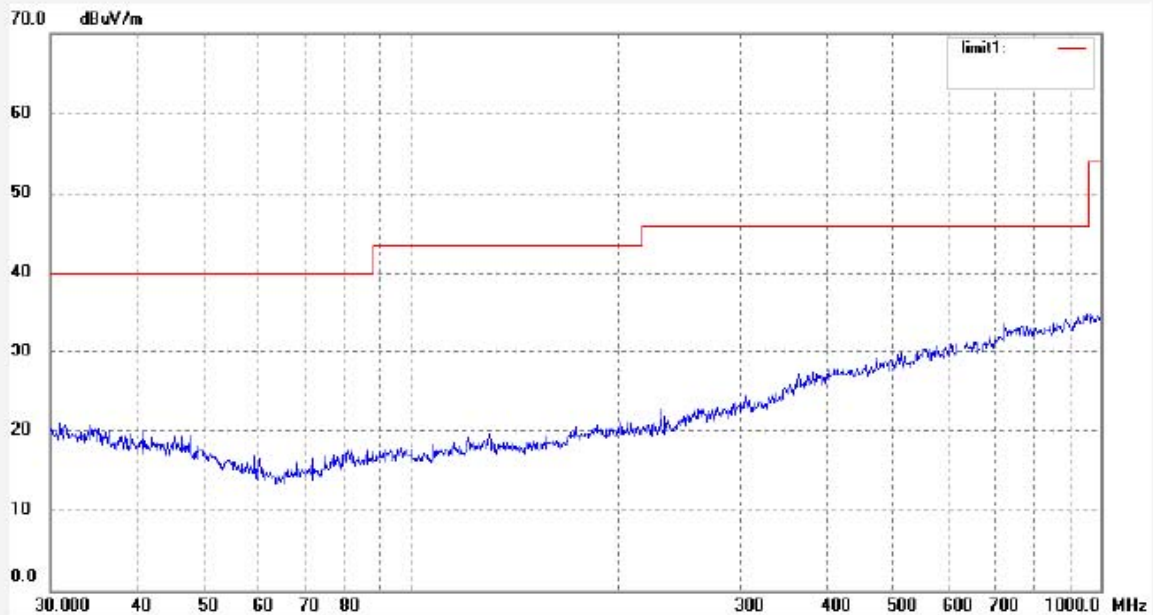
**ACCURATE TECHNOLOGY CO., LTD.**

F1,Bldg,A,Changyuan New Material Port Keyuan Rd,  
Science & Industry Park,Nanshan Shenzhen,P.R.China

Site: 966 chamber  
Tel:+86-0755-26503290  
Fax:+86-0755-26503396

Job No.: RTTE #4475	Polarization: Horizontal
Standard: FCC Class B 3M Radiated	Power Source: DC 3V
Test item: Radiation Test	Date: 2010/04/12
Temp.( C)/Hum.(%) 25 C / 50 %	Time: 10:43:52
EUT: 2.4G Wireless Optical Mouse	Engineer Signature: Joe
Mode: TX 2402MHz	Distance: 3m
Model: DS-2311	
Manufacturer: Eastern Times Technology Co.,ltd	

Note: Sample No.:100617 Report No.:ATE20100538



No.	Freq. (MHz)	Reading (dBuV/m)	Factor (dB)	Result (dBuV/m)	Limit (dBuV/m)	Margin (dB)	Detector	Height (cm)	Degree (deg.)	Remark
-----	-------------	------------------	-------------	-----------------	----------------	-------------	----------	-------------	---------------	--------



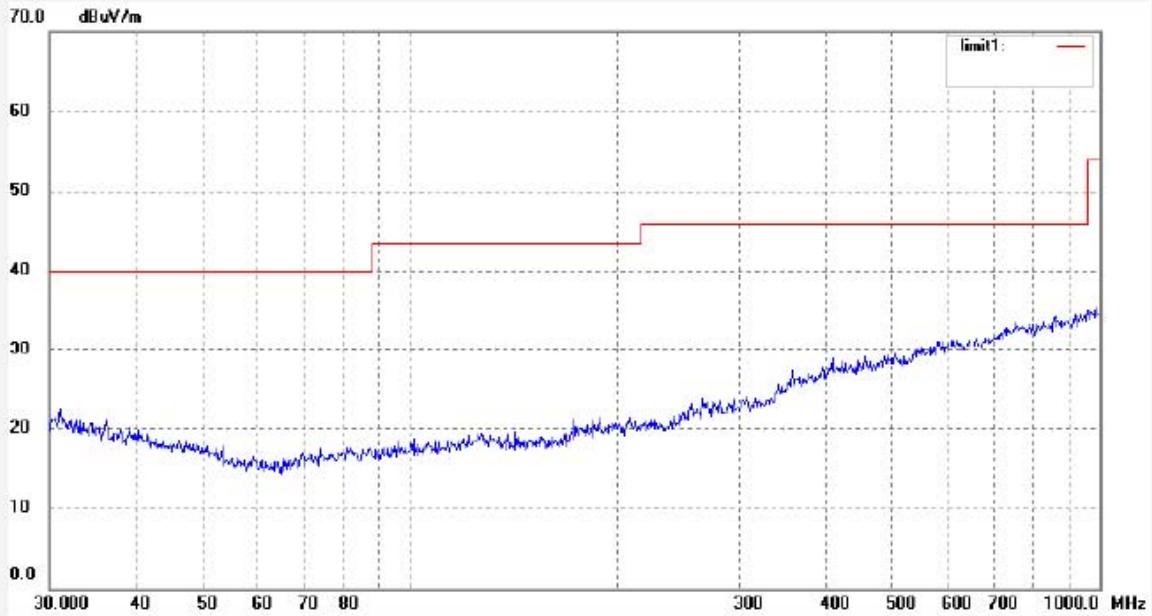
**ACCURATE TECHNOLOGY CO., LTD.**

F1,Bldg,A,Changyuan New Material Port Keyuan Rd,  
Science & Industry Park,Nanshan Shenzhen,P.R.China

Site: 966 chamber  
Tel:+86-0755-26503290  
Fax:+86-0755-26503396

Job No.: RTTE #4474	Polarization: Vertical
Standard: FCC Class B 3M Radiated	Power Source: DC 3V
Test item: Radiation Test	Date: 2010/04/12
Temp.( C)/Hum.(%) 25 C / 50 %	Time: 10:40:06
EUT: 2.4G Wireless Optical Mouse	Engineer Signature: Joe
Mode: TX 2402MHz	Distance: 3m
Model: DS-2311	
Manufacturer: Eastern Times Technology Co.,ltd	

Note: Sample No.:100617 Report No.:ATE20100538



No.	Freq. (MHz)	Reading (dBuV/m)	Factor (dB)	Result (dBuV/m)	Limit (dBuV/m)	Margin (dB)	Detector	Height (cm)	Degree (deg.)	Remark
-----	-------------	------------------	-------------	-----------------	----------------	-------------	----------	-------------	---------------	--------



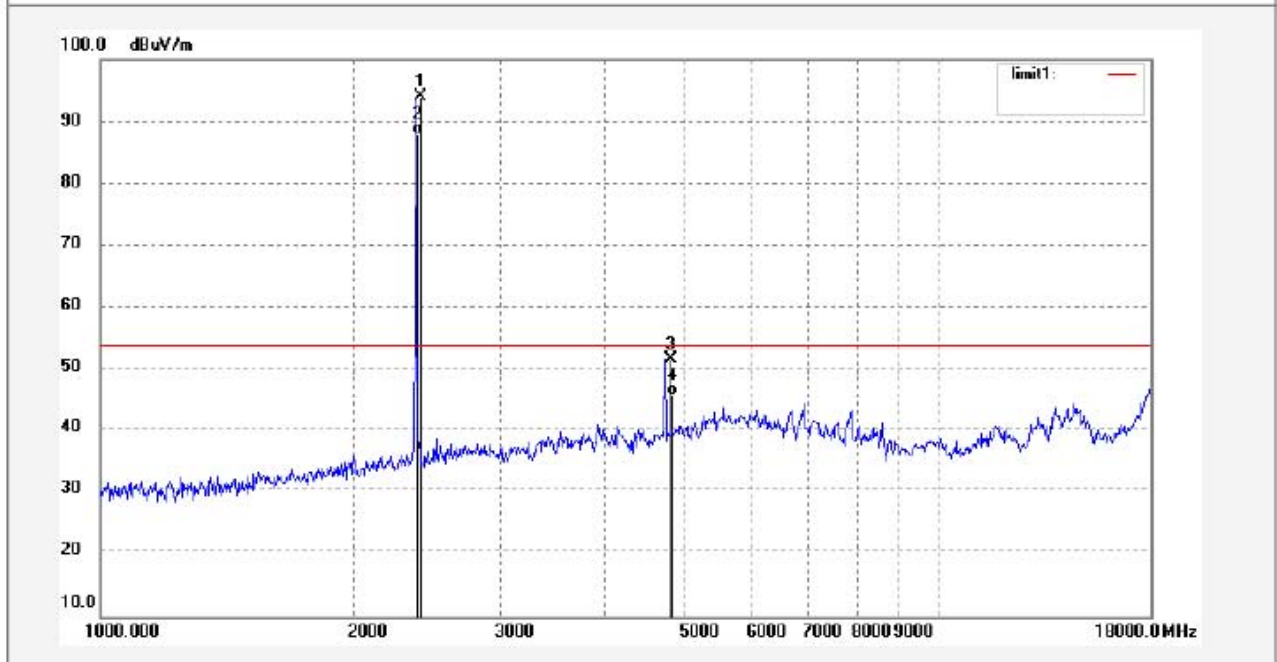
**ACCURATE TECHNOLOGY CO., LTD.**

F1,Bldg,A,Changyuan New Material Port Keyuan Rd,  
Science & Industry Park,Nanshan Shenzhen,P.R.China

Site: 966 chamber  
Tel:+86-0755-26503290  
Fax:+86-0755-26503396

Job No.: RTTE #4481	Polarization: Horizontal
Standard: FCC Class B 3M Radiated	Power Source: DC 3V
Test item: Radiation Test	Date: 2010/04/12
Temp.( C)/Hum.(%) 25 C / 50 %	Time: 11:11:37
EUT: 2.4G Wireless Optical Mouse	Engineer Signature: Joe
Mode: TX 2402MHz	Distance: 3m
Model: DS-2311	
Manufacturer: Eastern Times Technology Co.,ltd	

Note: Sample No.:100617 Report No.:ATE20100538



No.	Freq. (MHz)	Reading (dBuV/m)	Factor (dB)	Result (dBuV/m)	Limit (dBuV/m)	Margin (dB)	Detector	Height (cm)	Degree (deg.)	Remark
1	2402.264	101.46	-7.45	94.01	114.00	-19.99	peak			
2	2402.264	95.41	-7.45	87.96	94.00	-6.04	AVG			
3	4804.526	52.01	-0.30	51.71	74.00	-22.29	peak			
4	4804.526	45.94	-0.30	45.64	54.00	-8.36	AVG			



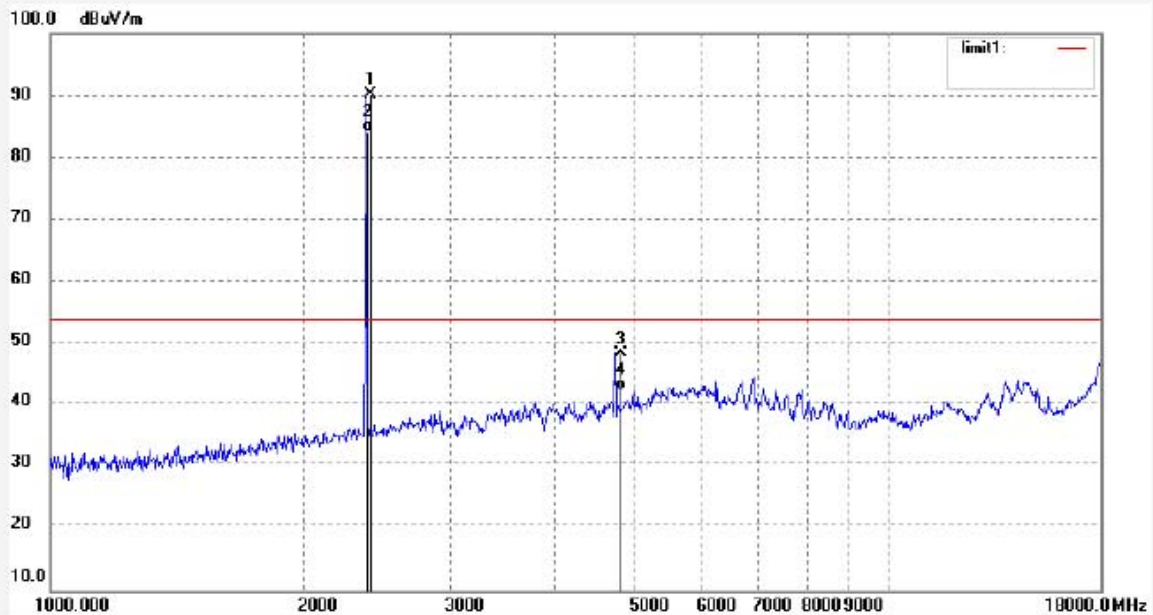
**ACCURATE TECHNOLOGY CO., LTD.**

F1,Bldg,A,Changyuan New Material Port Keyuan Rd,  
Science & Industry Park,Nanshan Shenzhen,P.R.China

Site: 966 chamber  
Tel:+86-0755-26503290  
Fax:+86-0755-26503396

Job No.: RTTE #4480	Polarization: Vertical
Standard: FCC Class B 3M Radiated	Power Source: DC 3V
Test item: Radiation Test	Date: 2010/04/12
Temp.( C)/Hum.(%) 25 C / 50 %	Time: 11:07:05
EUT: 2.4G Wireless Optical Mouse	Engineer Signature: Joe
Mode: TX 2402MHz	Distance: 3m
Model: DS-2311	
Manufacturer: Eastern Times Technology Co.,ltd	

Note: Sample No.:100617 Report No.:ATE20100538



No.	Freq. (MHz)	Reading (dBuV/m)	Factor (dB)	Result (dBuV/m)	Limit (dBuV/m)	Margin (dB)	Detector	Height (cm)	Degree (deg.)	Remark
1	2402.264	97.67	-7.45	90.22	114.00	-23.78	peak			
2	2402.264	91.59	-7.45	84.14	94.00	-9.86	AVG			
3	4804.526	48.68	-0.30	48.38	74.00	-25.62	peak			
4	4804.526	42.62	-0.30	42.32	54.00	-11.68	AVG			



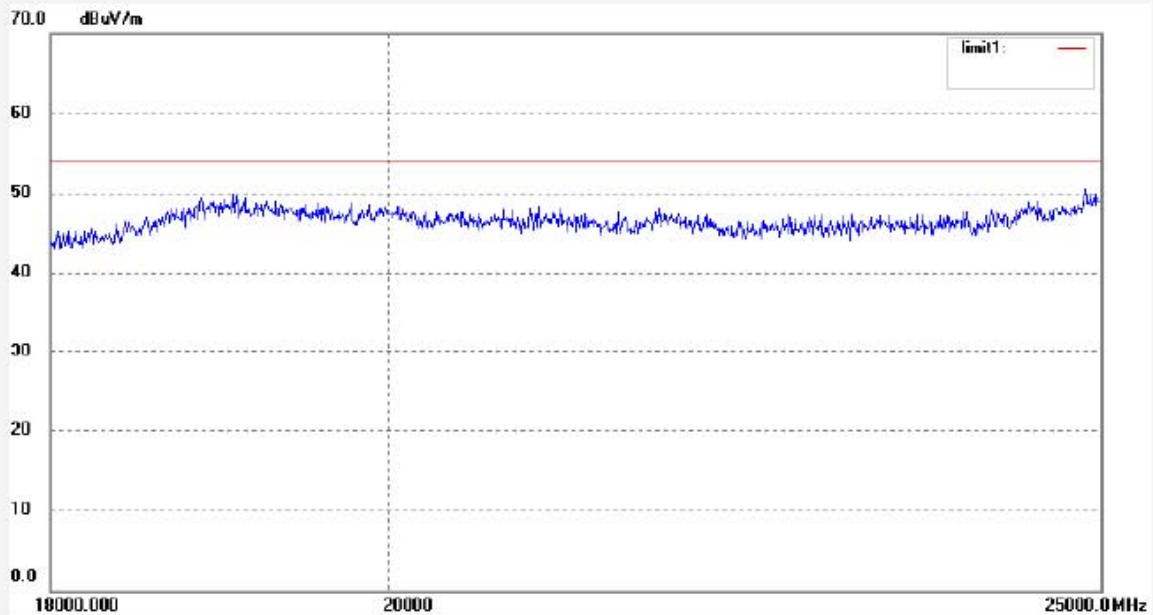
**ACCURATE TECHNOLOGY CO., LTD.**

F1,Bldg,A,Changyuan New Material Port Keyuan Rd,  
Science & Industry Park,Nanshan Shenzhen,P.R.China

Site: 966 chamber  
Tel:+86-0755-26503290  
Fax:+86-0755-26503396

Job No.: RTTE #4490	Polarization: Horizontal
Standard: FCC Class B 3M Radiated	Power Source: DC 3V
Test item: Radiation Test	Date: 2010/04/12
Temp.( C)/Hum.(%) 25 C / 50 %	Time: 11:55:09
EUT: 2.4G Wireless Optical Mouse	Engineer Signature: Joe
Mode: TX 2402MHz	Distance: 3m
Model: DS-2311	
Manufacturer: Eastern Times Technology Co.,ltd	

Note: Sample No.:100617 Report No.:ATE20100538



No.	Freq. (MHz)	Reading (dBuV/m)	Factor (dB)	Result (dBuV/m)	Limit (dBuV/m)	Margin (dB)	Detector	Height (cm)	Degree (deg.)	Remark
-----	-------------	------------------	-------------	-----------------	----------------	-------------	----------	-------------	---------------	--------



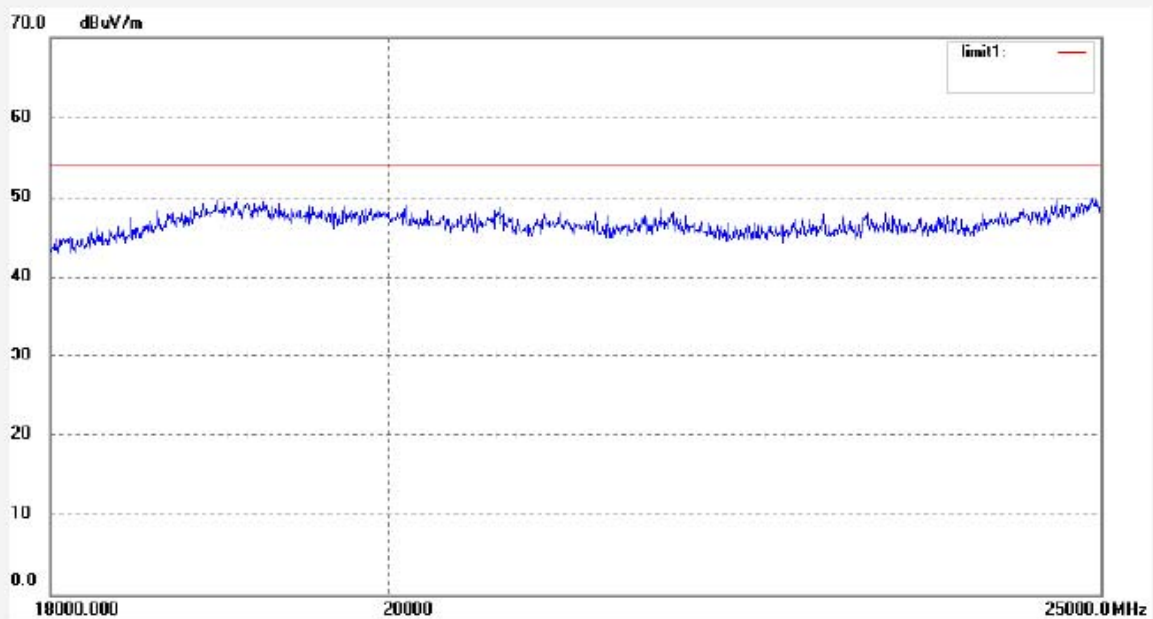
**ACCURATE TECHNOLOGY CO., LTD.**

F1,Bldg,A,Changyuan New Material Port Keyuan Rd,  
Science & Industry Park,Nanshan Shenzhen,P.R.China

Site: 966 chamber  
Tel:+86-0755-26503290  
Fax:+86-0755-26503396

Job No.: RTTE #4491	Polarization: Vertical
Standard: FCC Class B 3M Radiated	Power Source: DC 3V
Test item: Radiation Test	Date: 2010/04/12
Temp.( C)/Hum.(%) 25 C / 50 %	Time: 11:59:16
EUT: 2.4G Wireless Optical Mouse	Engineer Signature: Joe
Mode: TX 2402MHz	Distance: 3m
Model: DS-2311	
Manufacturer: Eastern Times Technology Co.,ltd	

Note: Sample No.:100617 Report No.:ATE20100538



No.	Freq. (MHz)	Reading (dBuV/m)	Factor (dB)	Result (dBuV/m)	Limit (dBuV/m)	Margin (dB)	Detector	Height (cm)	Degree (deg.)	Remark
-----	-------------	------------------	-------------	-----------------	----------------	-------------	----------	-------------	---------------	--------



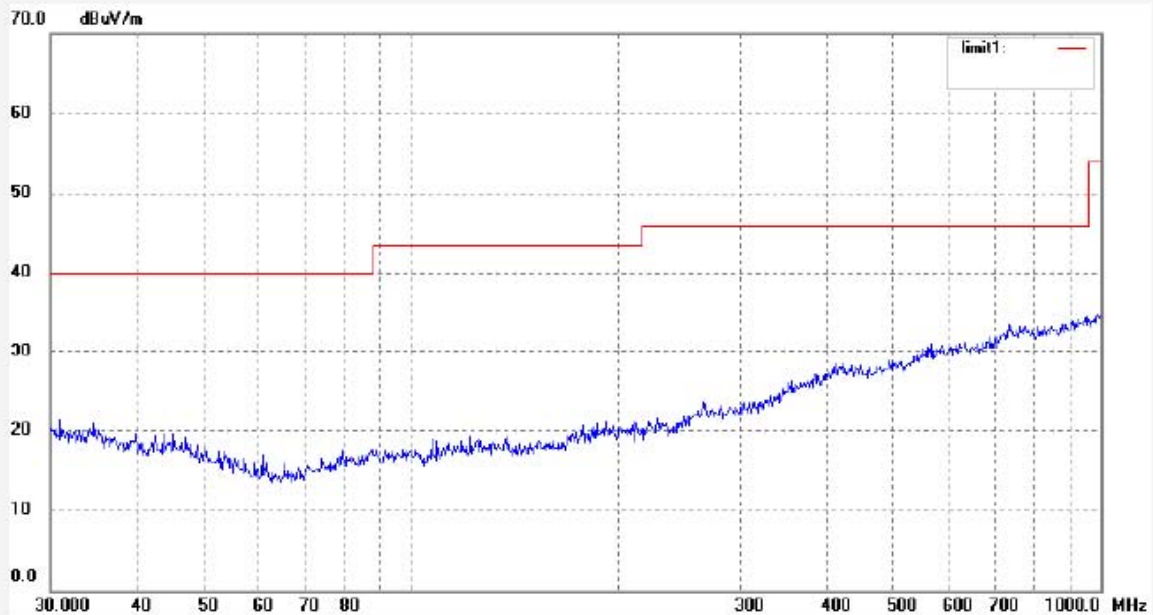
**ACCURATE TECHNOLOGY CO., LTD.**

F1,Bldg,A,Changyuan New Material Port Keyuan Rd,  
Science & Industry Park,Nanshan Shenzhen,P.R.China

Site: 966 chamber  
Tel:+86-0755-26503290  
Fax:+86-0755-26503396

Job No.: RTTE #4476	Polarization: Horizontal
Standard: FCC Class B 3M Radiated	Power Source: DC 3V
Test item: Radiation Test	Date: 2010/04/12
Temp.( C)/Hum.(%) 25 C / 50 %	Time: 10:48:20
EUT: 2.4G Wireless Optical Mouse	Engineer Signature: Joe
Mode: TX 2440MHz	Distance: 3m
Model: DS-2311	
Manufacturer: Eastern Times Technology Co.,ltd	

Note: Sample No.:100617 Report No.:ATE20100538



No.	Freq. (MHz)	Reading (dBuV/m)	Factor (dB)	Result (dBuV/m)	Limit (dBuV/m)	Margin (dB)	Detector	Height (cm)	Degree (deg.)	Remark
-----	-------------	------------------	-------------	-----------------	----------------	-------------	----------	-------------	---------------	--------



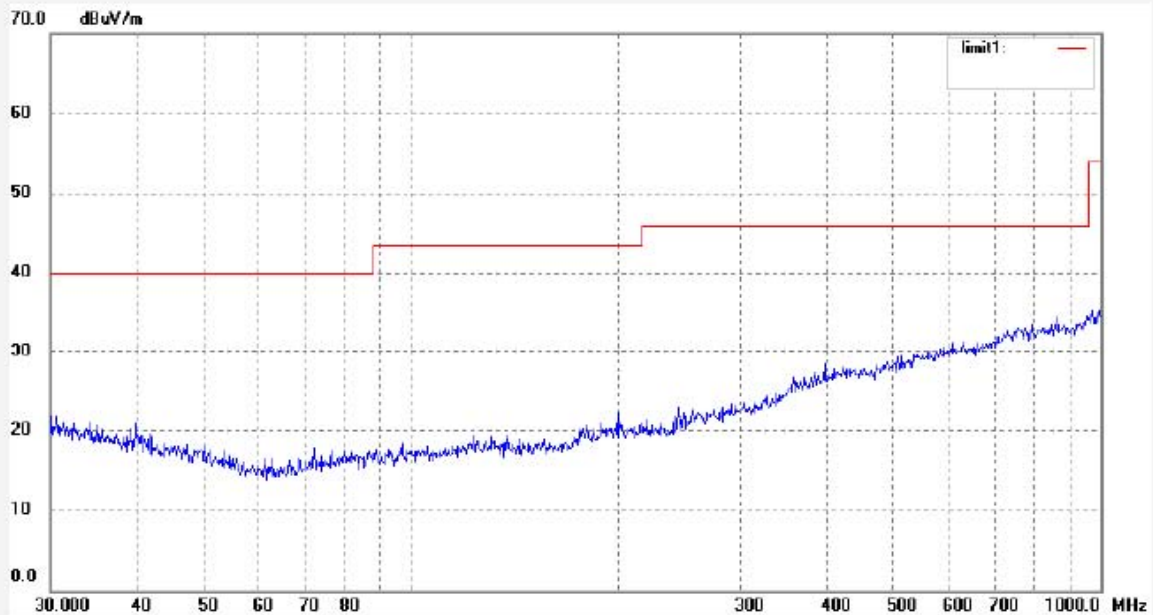
**ACCURATE TECHNOLOGY CO., LTD.**

F1,Bldg,A,Changyuan New Material Port Keyuan Rd,  
Science & Industry Park,Nanshan Shenzhen,P.R.China

Site: 966 chamber  
Tel:+86-0755-26503290  
Fax:+86-0755-26503396

Job No.: RTTE #4477	Polarization: Vertical
Standard: FCC Class B 3M Radiated	Power Source: DC 3V
Test item: Radiation Test	Date: 2010/04/12
Temp.( C)/Hum.(%) 25 C / 50 %	Time: 10:52:09
EUT: 2.4G Wireless Optical Mouse	Engineer Signature: Joe
Mode: TX 2440MHz	Distance: 3m
Model: DS-2311	
Manufacturer: Eastern Times Technology Co.,ltd	

Note: Sample No.:100617 Report No.:ATE20100538



No.	Freq. (MHz)	Reading (dBuV/m)	Factor (dB)	Result (dBuV/m)	Limit (dBuV/m)	Margin (dB)	Detector	Height (cm)	Degree (deg.)	Remark
-----	-------------	------------------	-------------	-----------------	----------------	-------------	----------	-------------	---------------	--------





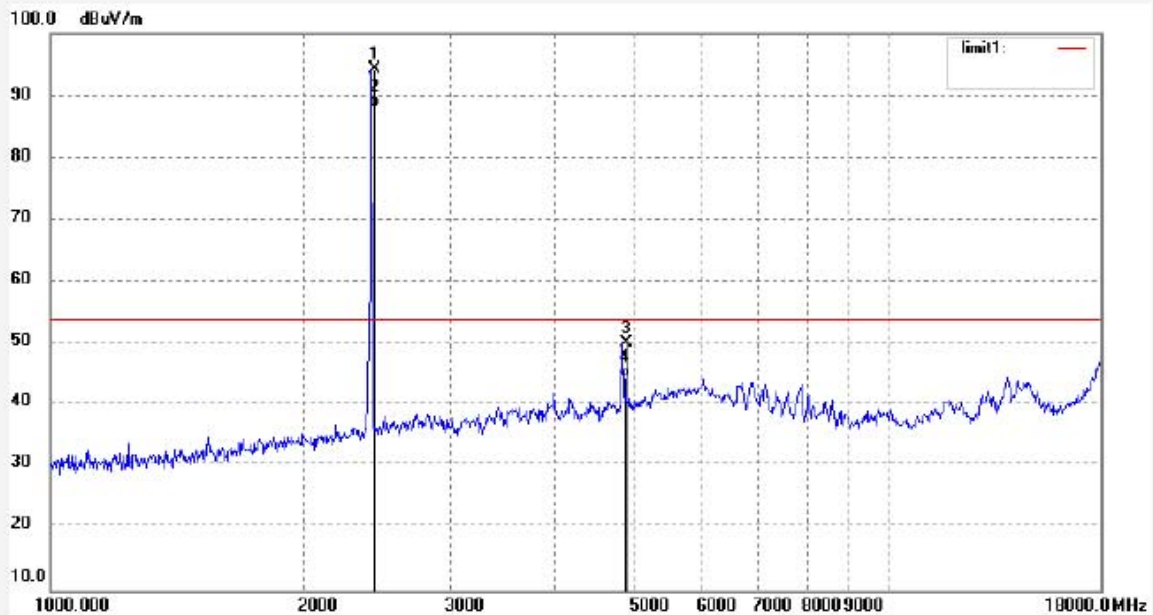
**ACCURATE TECHNOLOGY CO., LTD.**

F1,Bldg,A,Changyuan New Material Port Keyuan Rd,  
Science & Industry Park,Nanshan Shenzhen,P.R.China

Site: 966 chamber  
Tel:+86-0755-26503290  
Fax:+86-0755-26503396

Job No.: RTTE #4482	Polarization: Horizontal
Standard: FCC Class B 3M Radiated	Power Source: DC 3V
Test item: Radiation Test	Date: 2010/04/12
Temp.( C)/Hum.(%) 25 C / 50 %	Time: 11:15:59
EUT: 2.4G Wireless Optical Mouse	Engineer Signature: Joe
Mode: TX 2440MHz	Distance: 3m
Model: DS-2311	
Manufacturer: Eastern Times Technology Co.,ltd	

Note: Sample No.:100617 Report No.:ATE20100538



No.	Freq. (MHz)	Reading (dBuV/m)	Factor (dB)	Result (dBuV/m)	Limit (dBuV/m)	Margin (dB)	Detector	Height (cm)	Degree (deg.)	Remark
1	2440.252	101.59	-7.36	94.23	114.00	-19.77	peak			
2	2440.252	95.53	-7.36	88.17	94.00	-5.83	AVG			
3	4880.500	50.13	0.13	50.26	74.00	-23.74	peak			
4	4880.500	44.07	0.13	44.20	54.00	-9.80	AVG			



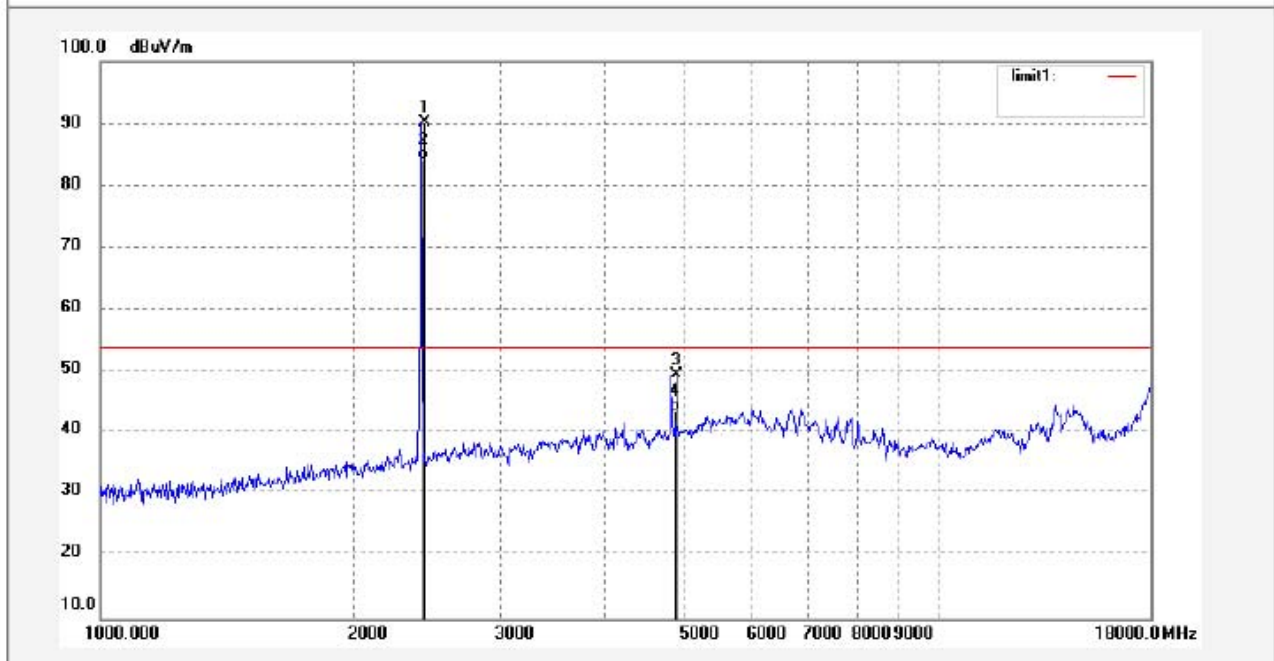
**ACCURATE TECHNOLOGY CO., LTD.**

F1,Bldg,A,Changyuan New Material Port Keyuan Rd,  
Science & Industry Park,Nanshan Shenzhen,P.R.China

Site: 966 chamber  
Tel:+86-0755-26503290  
Fax:+86-0755-26503396

Job No.: RTTE #4483	Polarization: Vertical
Standard: FCC Class B 3M Radiated	Power Source: DC 3V
Test item: Radiation Test	Date: 2010/04/12
Temp.( C)/Hum.(%) 25 C / 50 %	Time: 11:20:15
EUT: 2.4G Wireless Optical Mouse	Engineer Signature: Joe
Mode: TX 2440MHz	Distance: 3m
Model: DS-2311	
Manufacturer: Eastern Times Technology Co.,ltd	

Note: Sample No.:100617 Report No.:ATE20100538



No.	Freq. (MHz)	Reading (dBuV/m)	Factor (dB)	Result (dBuV/m)	Limit (dBuV/m)	Margin (dB)	Detector	Height (cm)	Degree (deg.)	Remark
1	2440.252	97.58	-7.36	90.22	114.00	-23.78	peak			
2	2440.252	91.53	-7.36	84.17	94.00	-9.83	AVG			
3	4880.500	49.44	0.13	49.57	74.00	-24.43	peak			
4	4880.500	43.38	0.13	43.51	54.00	-10.49	AVG			



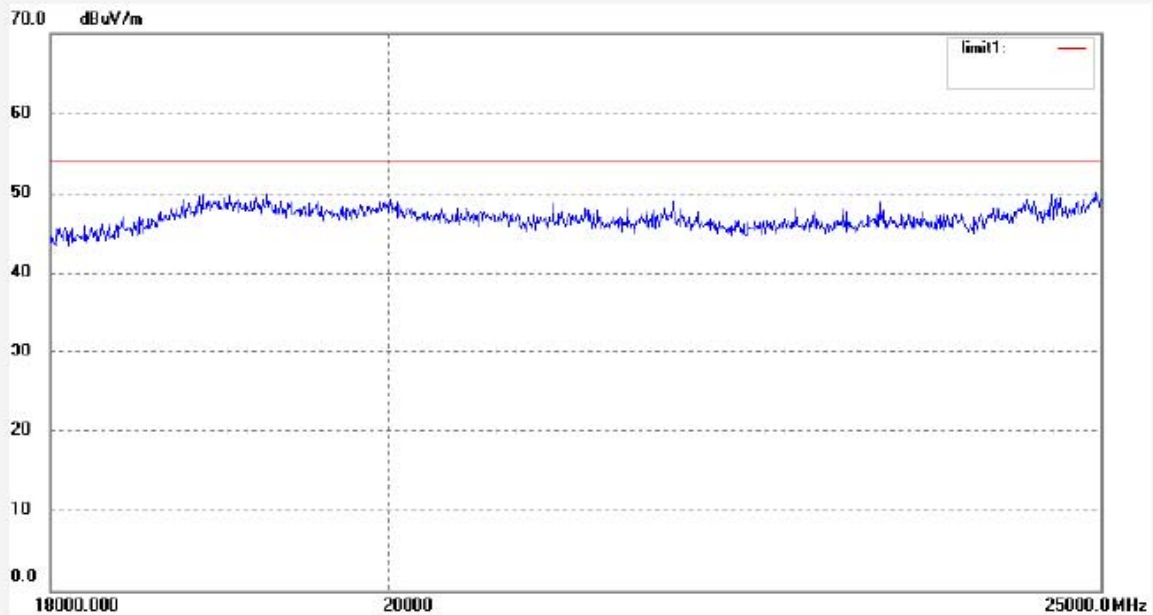
**ACCURATE TECHNOLOGY CO., LTD.**

F1,Bldg,A,Changyuan New Material Port Keyuan Rd,  
Science & Industry Park,Nanshan Shenzhen,P.R.China

Site: 966 chamber  
Tel:+86-0755-26503290  
Fax:+86-0755-26503396

Job No.: RTTE #4493	Polarization: Horizontal
Standard: FCC Class B 3M Radiated	Power Source: DC 3V
Test item: Radiation Test	Date: 2010/04/12
Temp.( C)/Hum.(%) 25 C / 50 %	Time: 12:07:52
EUT: 2.4G Wireless Optical Mouse	Engineer Signature: Joe
Mode: TX 2440MHz	Distance: 3m
Model: DS-2311	
Manufacturer: Eastern Times Technology Co.,ltd	

Note: Sample No.:100617 Report No.:ATE20100538



No.	Freq. (MHz)	Reading (dBuV/m)	Factor (dB)	Result (dBuV/m)	Limit (dBuV/m)	Margin (dB)	Detector	Height (cm)	Degree (deg.)	Remark
-----	-------------	------------------	-------------	-----------------	----------------	-------------	----------	-------------	---------------	--------



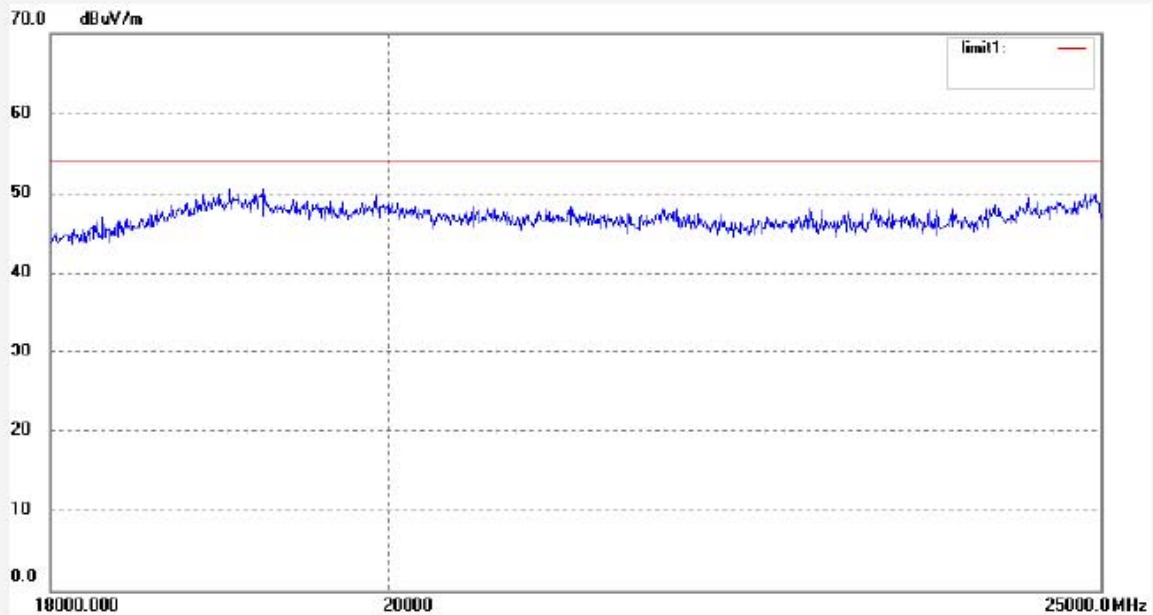
**ACCURATE TECHNOLOGY CO., LTD.**

F1,Bldg,A,Changyuan New Material Port Keyuan Rd,  
Science & Industry Park,Nanshan Shenzhen,P.R.China

Site: 966 chamber  
Tel:+86-0755-26503290  
Fax:+86-0755-26503396

Job No.: RTTE #4492	Polarization: Vertical
Standard: FCC Class B 3M Radiated	Power Source: DC 3V
Test item: Radiation Test	Date: 2010/04/12
Temp.( C)/Hum.(%) 25 C / 50 %	Time: 12:03:43
EUT: 2.4G Wireless Optical Mouse	Engineer Signature: Joe
Mode: TX 2440MHz	Distance: 3m
Model: DS-2311	
Manufacturer: Eastern Times Technology Co.,ltd	

Note: Sample No.:100617 Report No.:ATE20100538



No.	Freq. (MHz)	Reading (dBuV/m)	Factor (dB)	Result (dBuV/m)	Limit (dBuV/m)	Margin (dB)	Detector	Height (cm)	Degree (deg.)	Remark
-----	-------------	------------------	-------------	-----------------	----------------	-------------	----------	-------------	---------------	--------



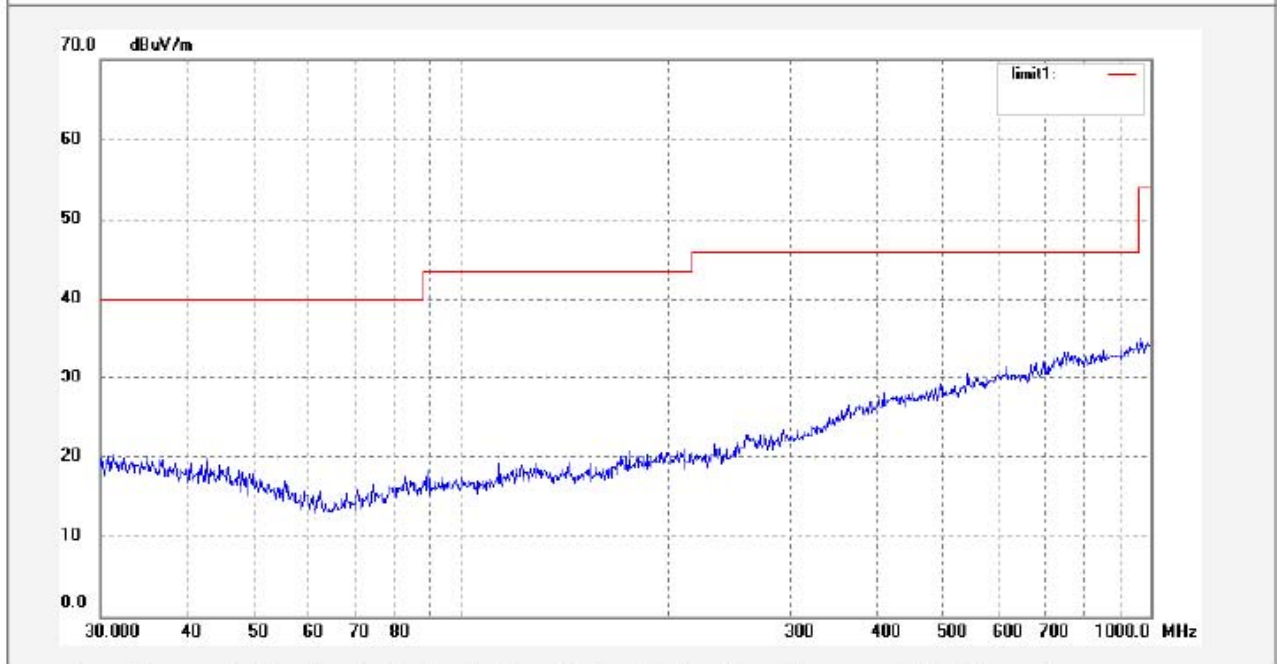
**ACCURATE TECHNOLOGY CO., LTD.**

F1,Bldg,A,Changyuan New Material Port Keyuan Rd,  
Science & Industry Park,Nanshan Shenzhen,P.R.China

Site: 966 chamber  
Tel:+86-0755-26503290  
Fax:+86-0755-26503396

Job No.: RTTE #4479	Polarization: Horizontal
Standard: FCC Class B 3M Radiated	Power Source: DC 3V
Test item: Radiation Test	Date: 2010/04/12
Temp.( C)/Hum.(%) 25 C / 50 %	Time: 11:00:16
EUT: 2.4G Wireless Optical Mouse	Engineer Signature: Joe
Mode: TX 2478MHz	Distance: 3m
Model: DS-2311	
Manufacturer: Eastern Times Technology Co.,ltd	

Note: Sample No.:100617 Report No.:ATE20100538



No.	Freq. (MHz)	Reading (dBuV/m)	Factor (dB)	Result (dBuV/m)	Limit (dBuV/m)	Margin (dB)	Detector	Height (cm)	Degree (deg.)	Remark
-----	-------------	------------------	-------------	-----------------	----------------	-------------	----------	-------------	---------------	--------



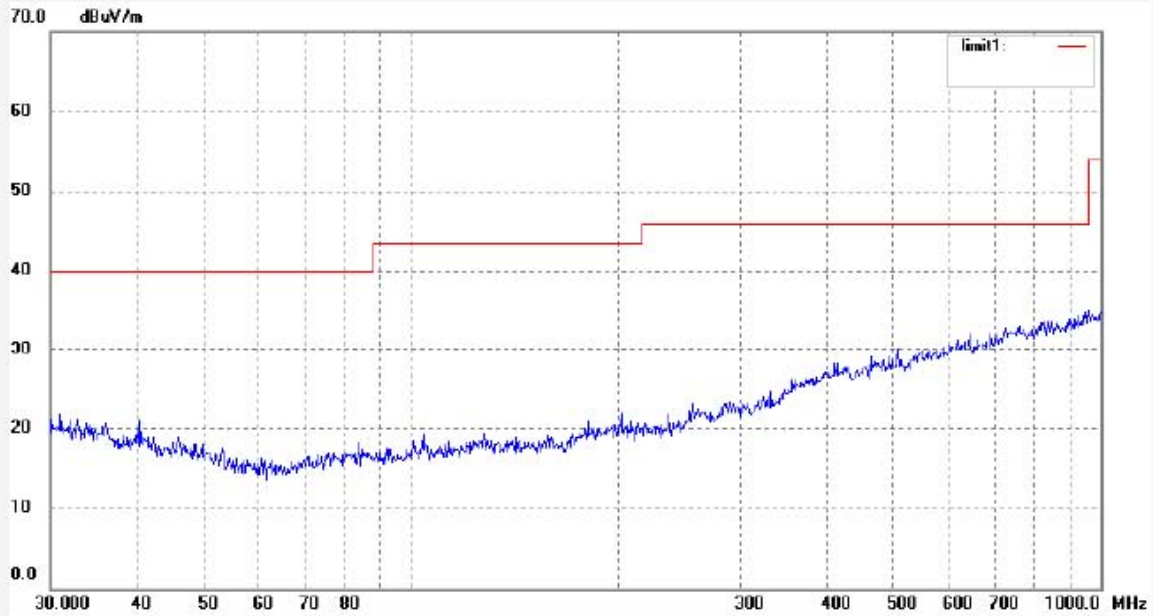
**ACCURATE TECHNOLOGY CO., LTD.**

F1,Bldg,A,Changyuan New Material Port Keyuan Rd,  
Science & Industry Park,Nanshan Shenzhen,P.R.China

Site: 966 chamber  
Tel:+86-0755-26503290  
Fax:+86-0755-26503396

Job No.: RTTE #4478	Polarization: Vertical
Standard: FCC Class B 3M Radiated	Power Source: DC 3V
Test item: Radiation Test	Date: 2010/04/12
Temp.( C)/Hum.(%) 25 C / 50 %	Time: 10:56:37
EUT: 2.4G Wireless Optical Mouse	Engineer Signature: Joe
Mode: TX 2478MHz	Distance: 3m
Model: DS-2311	
Manufacturer: Eastern Times Technology Co.,ltd	

Note: Sample No.:100617 Report No.:ATE20100538



No.	Freq. (MHz)	Reading (dBuV/m)	Factor (dB)	Result (dBuV/m)	Limit (dBuV/m)	Margin (dB)	Detector	Height (cm)	Degree (deg.)	Remark
-----	-------------	------------------	-------------	-----------------	----------------	-------------	----------	-------------	---------------	--------



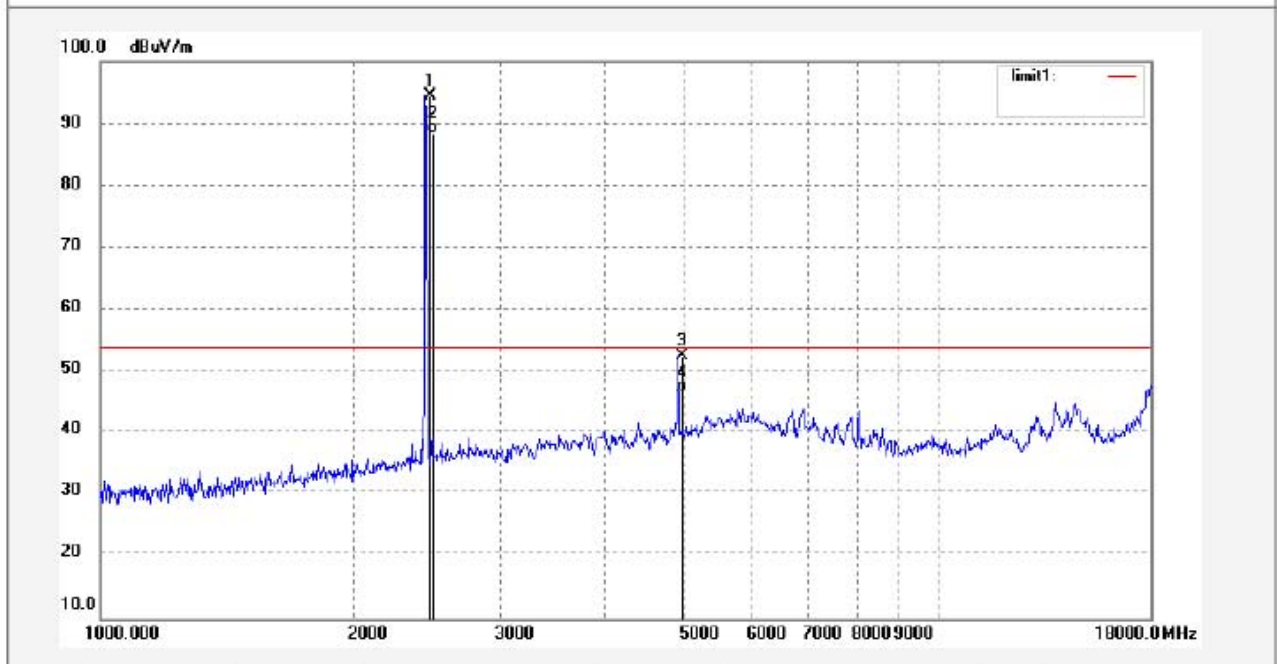
**ACCURATE TECHNOLOGY CO., LTD.**

F1,Bldg,A,Changyuan New Material Port Keyuan Rd,  
Science & Industry Park,Nanshan Shenzhen,P.R.China

Site: 966 chamber  
Tel:+86-0755-26503290  
Fax:+86-0755-26503396

Job No.: RTTE #4485	Polarization: Horizontal
Standard: FCC Class B 3M Radiated	Power Source: DC 3V
Test item: Radiation Test	Date: 2010/04/12
Temp.( C)/Hum.(%) 25 C / 50 %	Time: 11:29:15
EUT: 2.4G Wireless Optical Mouse	Engineer Signature: Joe
Mode: TX 2478MHz	Distance: 3m
Model: DS-2311	
Manufacturer: Eastern Times Technology Co.,ltd	

Note: Sample No.:100617 Report No.:ATE20100538



No.	Freq. (MHz)	Reading (dBuV/m)	Factor (dB)	Result (dBuV/m)	Limit (dBuV/m)	Margin (dB)	Detector	Height (cm)	Degree (deg.)	Remark
1	2478.260	101.79	-7.37	94.42	114.00	-19.58	peak			
2	2478.260	95.72	-7.37	88.35	94.00	-5.65	AVG			
3	4956.512	52.11	0.51	52.62	74.00	-21.38	peak			
4	4956.512	46.04	0.51	46.55	54.00	-7.45	AVG			



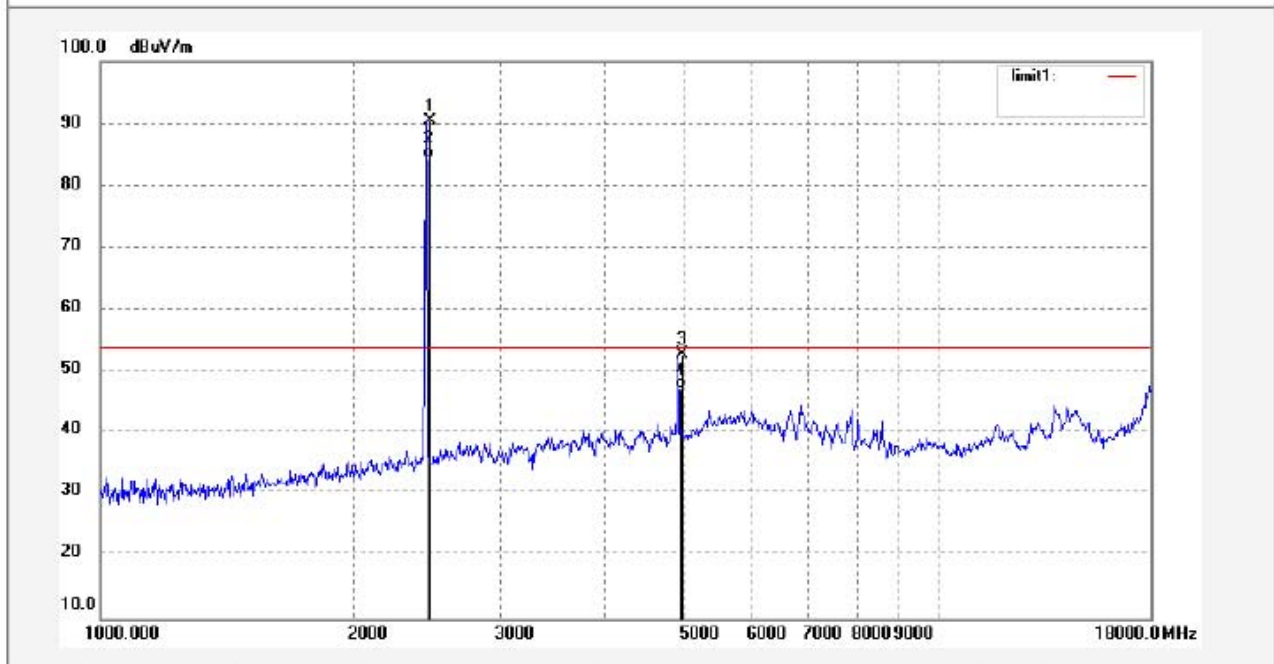
**ACCURATE TECHNOLOGY CO., LTD.**

F1,Bldg,A,Changyuan New Material Port Keyuan Rd,  
Science & Industry Park,Nanshan Shenzhen,P.R.China

Site: 966 chamber  
Tel:+86-0755-26503290  
Fax:+86-0755-26503396

Job No.: RTTE #4484	Polarization: Vertical
Standard: FCC Class B 3M Radiated	Power Source: DC 3V
Test item: Radiation Test	Date: 2010/04/12
Temp.( C)/Hum.(%) 25 C / 50 %	Time: 11:24:49
EUT: 2.4G Wireless Optical Mouse	Engineer Signature: Joe
Mode: TX 2478MHz	Distance: 3m
Model: DS-2311	
Manufacturer: Eastern Times Technology Co.,ltd	

Note: Sample No.:100617 Report No.:ATE20100538



No.	Freq. (MHz)	Reading (dBuV/m)	Factor (dB)	Result (dBuV/m)	Limit (dBuV/m)	Margin (dB)	Detector	Height (cm)	Degree (deg.)	Remark
1	2478.260	97.83	-7.37	90.46	114.00	-23.54	peak			
2	2478.260	91.79	-7.37	84.42	94.00	-9.58	AVG			
3	4956.512	52.46	0.51	52.97	74.00	-21.03	peak			
4	4956.512	46.40	0.51	46.91	54.00	-7.09	AVG			





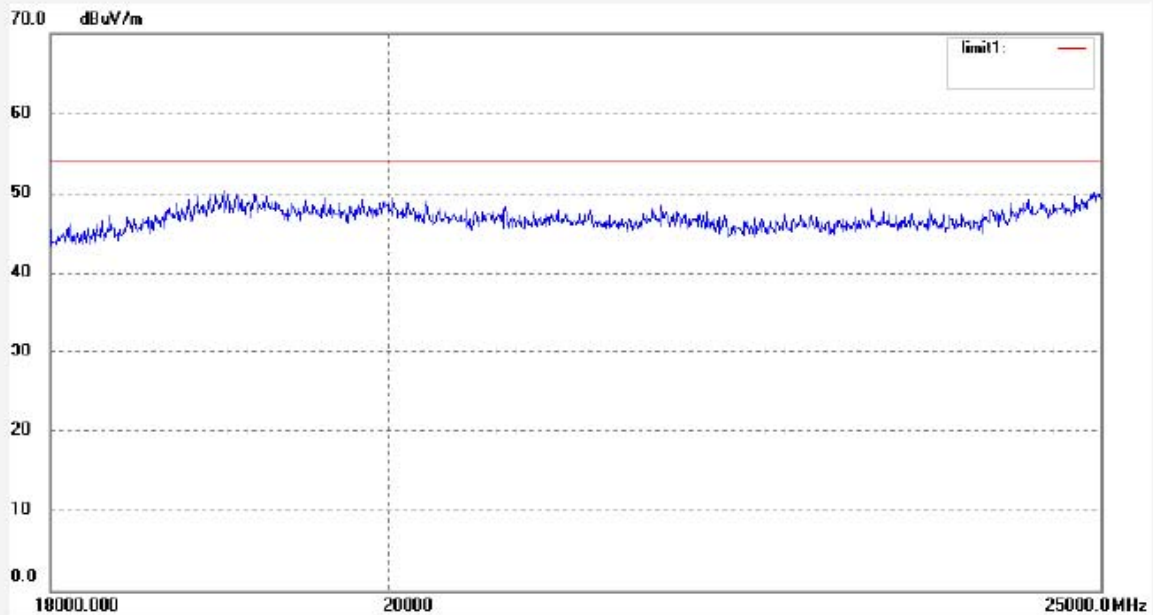
**ACCURATE TECHNOLOGY CO., LTD.**

F1,Bldg,A,Changyuan New Material Port Keyuan Rd,  
Science & Industry Park,Nanshan Shenzhen,P.R.China

Site: 966 chamber  
Tel:+86-0755-26503290  
Fax:+86-0755-26503396

Job No.: RTTE #4494	Polarization: Horizontal
Standard: FCC Class B 3M Radiated	Power Source: DC 3V
Test item: Radiation Test	Date: 2010/04/12
Temp.( C)/Hum.(%) 25 C / 50 %	Time: 12:12:20
EUT: 2.4G Wireless Optical Mouse	Engineer Signature: Joe
Mode: TX 2478MHz	Distance: 3m
Model: DS-2311	
Manufacturer: Eastern Times Technology Co.,ltd	

Note: Sample No.:100617 Report No.:ATE20100538



No.	Freq. (MHz)	Reading (dBuV/m)	Factor (dB)	Result (dBuV/m)	Limit (dBuV/m)	Margin (dB)	Detector	Height (cm)	Degree (deg.)	Remark
-----	-------------	------------------	-------------	-----------------	----------------	-------------	----------	-------------	---------------	--------



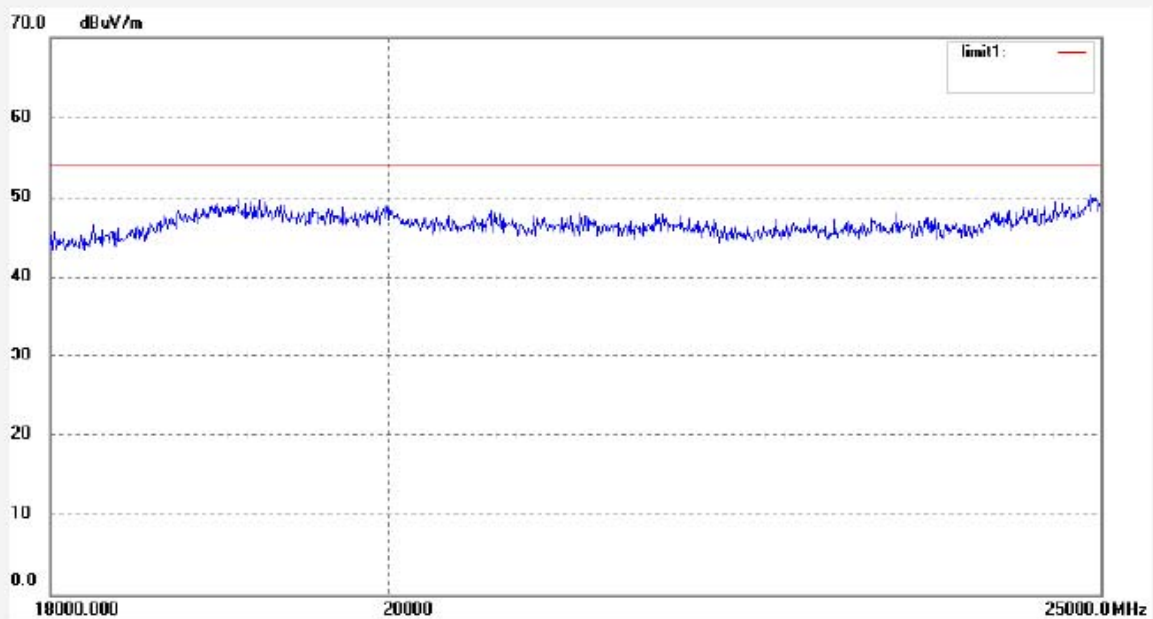
**ACCURATE TECHNOLOGY CO., LTD.**

F1,Bldg,A,Changyuan New Material Port Keyuan Rd,  
Science & Industry Park,Nanshan Shenzhen,P.R.China

Site: 966 chamber  
Tel:+86-0755-26503290  
Fax:+86-0755-26503396

Job No.: RTTE #4495	Polarization: Vertical
Standard: FCC Class B 3M Radiated	Power Source: DC 3V
Test item: Radiation Test	Date: 2010/04/12
Temp.( C)/Hum.(%) 25 C / 50 %	Time: 12:16:33
EUT: 2.4G Wireless Optical Mouse	Engineer Signature: Joe
Mode: TX 2478MHz	Distance: 3m
Model: DS-2311	
Manufacturer: Eastern Times Technology Co.,ltd	

Note: Sample No.:100617 Report No.:ATE20100538



No.	Freq. (MHz)	Reading (dBuV/m)	Factor (dB)	Result (dBuV/m)	Limit (dBuV/m)	Margin (dB)	Detector	Height (cm)	Degree (deg.)	Remark
-----	-------------	------------------	-------------	-----------------	----------------	-------------	----------	-------------	---------------	--------

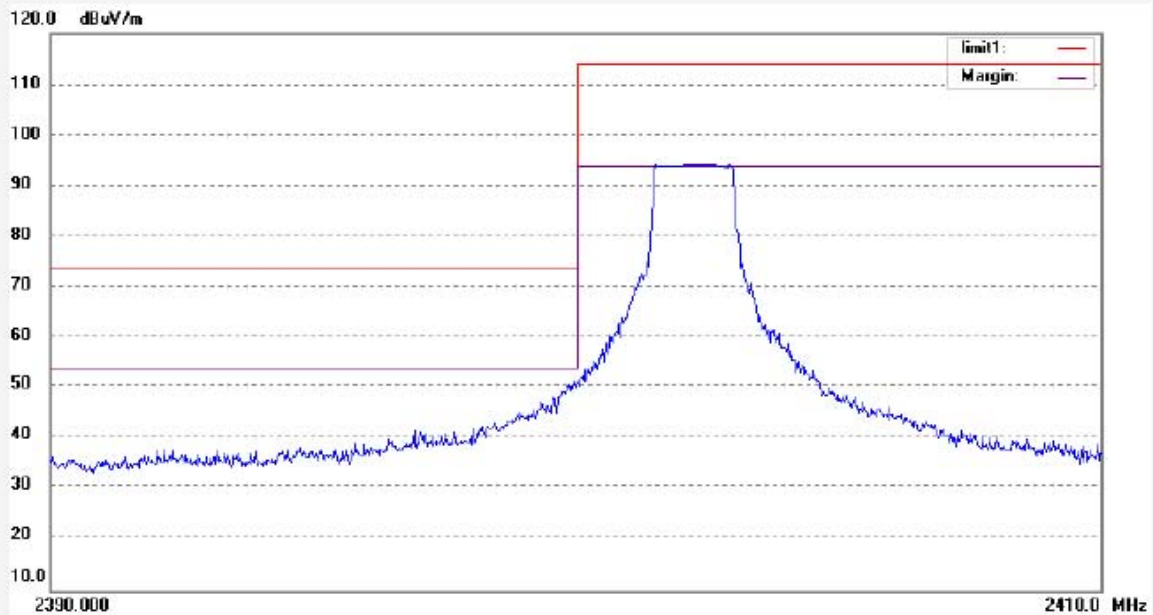


**ACCURATE TECHNOLOGY CO., LTD.**  
 F1,Bldg,A,Changyuan New Material Port Keyuan Rd,  
 Science & Industry Park,Nanshan Shenzhen,P.R.China

Site: 966 chamber  
 Tel:+86-0755-26503290  
 Fax:+86-0755-26503396

Job No.: RTTE #4489	Polarization: Horizontal
Standard: FCC Part 15 PEAK 2.4G	Power Source: DC 3V
Test item: Radiation Test	Date: 2010/04/12
Temp.( C)/Hum.(%) 25 C / 50 %	Time: 11:48:43
EUT: 2.4G Wireless Optical Mouse	Engineer Signature: Joe
Mode: TX 2402MHz	Distance: 3m
Model: DS-2311	
Manufacturer: Eastern Times Technology Co.,ltd	

Note: Sample No.:100617 Report No.:ATE20100538



No.	Freq. (MHz)	Reading (dBuV/m)	Factor (dB)	Result (dBuV/m)	Limit (dBuV/m)	Margin (dB)	Detector	Height (cm)	Degree (deg.)	Remark
-----	-------------	------------------	-------------	-----------------	----------------	-------------	----------	-------------	---------------	--------



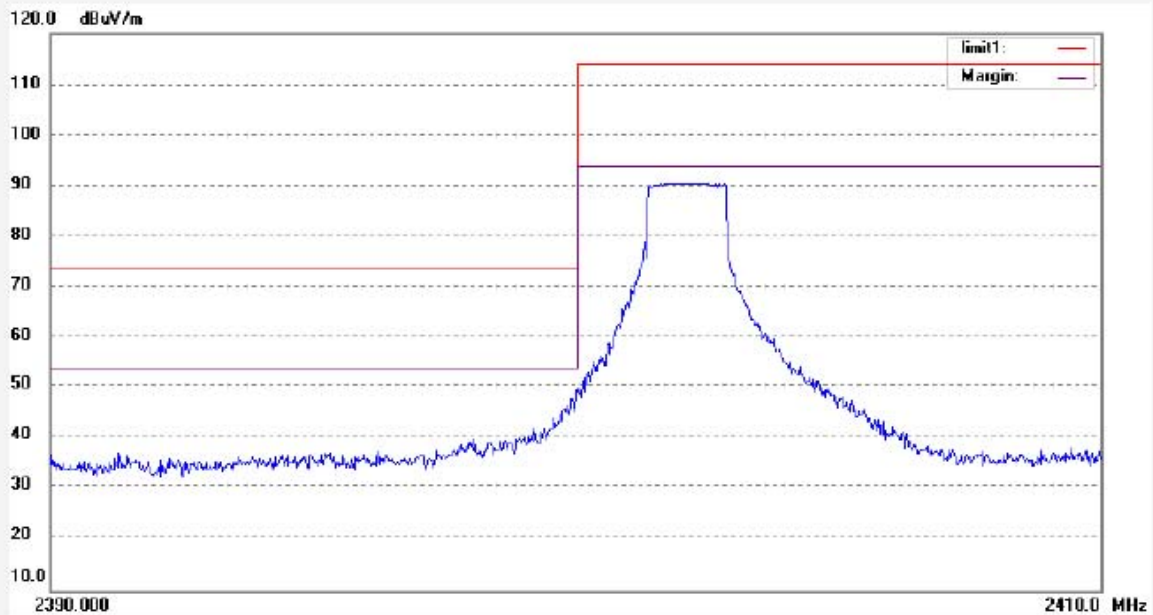
**ACCURATE TECHNOLOGY CO., LTD.**

F1,Bldg,A,Changyuan New Material Port Keyuan Rd,  
Science & Industry Park,Nanshan Shenzhen,P.R.China

Site: 966 chamber  
Tel:+86-0755-26503290  
Fax:+86-0755-26503396

Job No.: RTTE #4488	Polarization: Vertical
Standard: FCC Part 15 PEAK 2.4G	Power Source: DC 3V
Test item: Radiation Test	Date: 2010/04/12
Temp.( C)/Hum.(%) 25 C / 50 %	Time: 11:44:27
EUT: 2.4G Wireless Optical Mouse	Engineer Signature: Joe
Mode: TX 2402MHz	Distance: 3m
Model: DS-2311	
Manufacturer: Eastern Times Technology Co.,ltd	

Note: Sample No.:100617 Report No.:ATE20100538



No.	Freq. (MHz)	Reading (dBuV/m)	Factor (dB)	Result (dBuV/m)	Limit (dBuV/m)	Margin (dB)	Detector	Height (cm)	Degree (deg.)	Remark
-----	-------------	------------------	-------------	-----------------	----------------	-------------	----------	-------------	---------------	--------



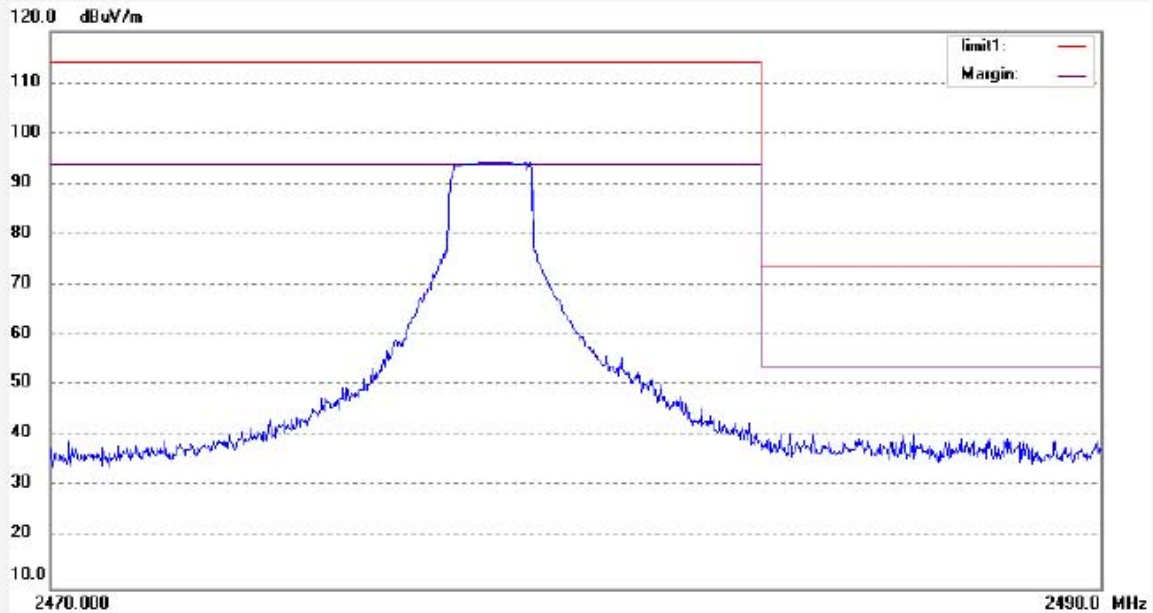
**ACCURATE TECHNOLOGY CO., LTD.**

F1,Bldg,A,Changyuan New Material Port Keyuan Rd,  
Science & Industry Park,Nanshan Shenzhen,P.R.China

Site: 966 chamber  
Tel:+86-0755-26503290  
Fax:+86-0755-26503396

Job No.: RTTE #4486	Polarization: Horizontal
Standard: FCC Part 15 PEAK 2.4G	Power Source: DC 3V
Test item: Radiation Test	Date: 2010/04/12
Temp.( C)/Hum.(%) 25 C / 50 %	Time: 11:35:00
EUT: 2.4G Wireless Optical Mouse	Engineer Signature: Joe
Mode: TX 2478MHz	Distance: 3m
Model: DS-2311	
Manufacturer: Eastern Times Technology Co.,ltd	

Note: Sample No.:100617 Report No.:ATE20100538



No.	Freq. (MHz)	Reading (dBuV/m)	Factor (dB)	Result (dBuV/m)	Limit (dBuV/m)	Margin (dB)	Detector	Height (cm)	Degree (deg.)	Remark
-----	-------------	------------------	-------------	-----------------	----------------	-------------	----------	-------------	---------------	--------



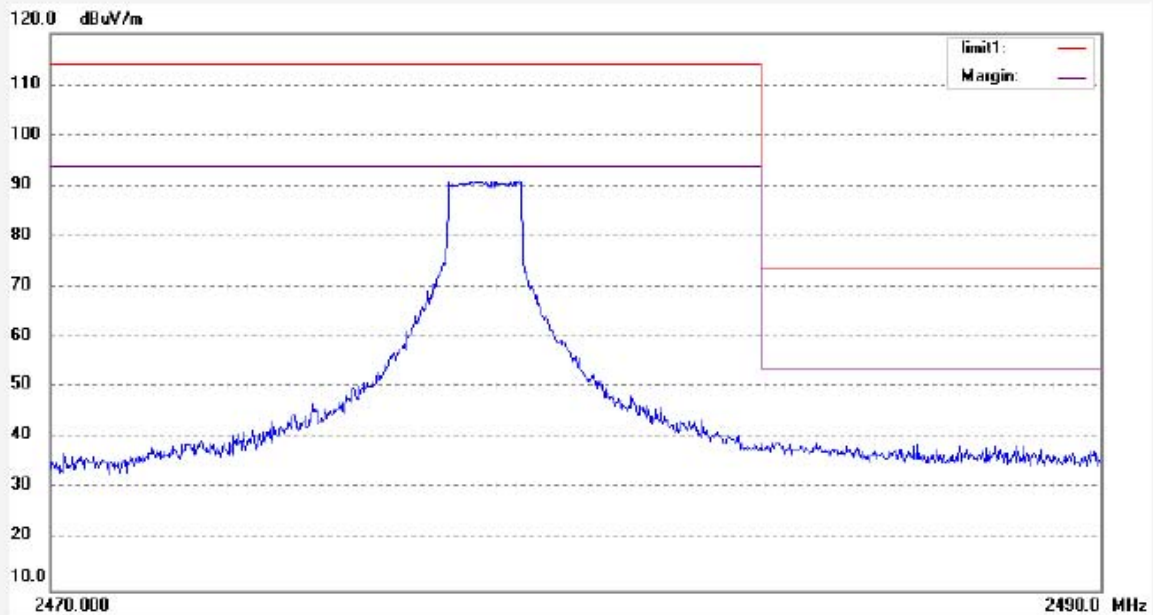
**ACCURATE TECHNOLOGY CO., LTD.**

F1,Bldg,A,Changyuan New Material Port Keyuan Rd,  
Science & Industry Park,Nanshan Shenzhen,P.R.China

Site: 966 chamber  
Tel:+86-0755-26503290  
Fax:+86-0755-26503396

Job No.: RTTE #4487	Polarization: Vertical
Standard: FCC Part 15 PEAK 2.4G	Power Source: DC 3V
Test item: Radiation Test	Date: 2010/04/12
Temp.( C)/Hum.(%) 25 C / 50 %	Time: 11:39:08
EUT: 2.4G Wireless Optical Mouse	Engineer Signature: Joe
Mode: TX 2478MHz	Distance: 3m
Model: DS-2311	
Manufacturer: Eastern Times Technology Co.,ltd	

Note: Sample No.:100617 Report No.:ATE20100538



No.	Freq. (MHz)	Reading (dBuV/m)	Factor (dB)	Result (dBuV/m)	Limit (dBuV/m)	Margin (dB)	Detector	Height (cm)	Degree (deg.)	Remark
-----	-------------	------------------	-------------	-----------------	----------------	-------------	----------	-------------	---------------	--------