

FCC CERTIFICATION  
On Behalf of  
Eastern Times Technology Co., Ltd.

2.4G Wireless Optical Mouse  
Model No.: DS-2306

FCC ID: TUV2306

Prepared for : Eastern Times Technology Co., Ltd.  
Address : Building D, Nan An Industry Park, Youganpu Village  
Fenggang Town, Dongguan City, Guangdong, China

Prepared by : ACCURATE TECHNOLOGY CO. LTD  
Address : F1, Bldg. A, Changyuan New Material Port, Keyuan Rd.  
Science & Industry Park, Nanshan, Shenzhen, Guangdong  
P.R. China

Tel: (0755) 26503290  
Fax: (0755) 26503396

Report Number : ATE20111867  
Date of Test : October 19-21, 2011  
Date of Report : October 21, 2011

## TABLE OF CONTENTS

Description	Page
Test Report Certification	
<b>1. GENERAL INFORMATION .....</b>	<b>4</b>
1.1. Description of Device (EUT).....	4
1.2. Description of Test Facility .....	4
1.3. Measurement Uncertainty .....	5
<b>2. MEASURING DEVICE AND TEST EQUIPMENT .....</b>	<b>6</b>
<b>3. SUMMARY OF TEST RESULTS.....</b>	<b>7</b>
<b>4. FUNDAMENTAL AND HARMONICS RADIATED EMISSION FOR SECTION 15.249(A) 8</b>	<b>8</b>
4.1. Block Diagram of Test Setup.....	8
4.2. The Emission Limit .....	9
4.3. Configuration of EUT on Measurement .....	9
4.4. Operating Condition of EUT .....	9
4.5. Test Procedure .....	10
4.6. The Field Strength of Radiation Emission Measurement Results .....	11
<b>5. SPURIOUS RADIATED EMISSION FOR SECTION 15.249(D) .....</b>	<b>14</b>
5.1. Block Diagram of Test Setup.....	14
5.2. The Emission Limit For Section 15.249(d) .....	15
5.3. EUT Configuration on Measurement .....	15
5.4. Operating Condition of EUT .....	15
5.5. Test Procedure .....	16
5.6. The Emission Measurement Result .....	17
<b>6. BAND EDGES .....</b>	<b>20</b>
6.1. The Requirement .....	20
6.2. EUT Configuration on Measurement .....	20
6.3. Operating Condition of EUT .....	20
6.4. Test Procedure .....	20
6.5. The Measurement Result .....	21
<b>7. ANTENNA REQUIREMENT.....</b>	<b>23</b>
7.1. The Requirement .....	23
7.2. Antenna Construction .....	23

APPENDIX I ( TEST CURVES) (22 pages)

## Test Report Certification

Applicant : Eastern Times Technology Co., Ltd.  
Manufacturer : Eastern Times Technology Co., Ltd.  
EUT Description : 2.4G Wireless Optical Mouse  
(A) MODEL NO.: DS-2306  
(B) SERIAL NO.: N/A  
(C) POWER SUPPLY: DC 3V (“AAA” batteries 2×)

Measurement Procedure Used:

**FCC Rules and Regulations Part 15 Subpart C Section 15.249: 2008**  
**ANSI C63.4: 2003**

The device described above is tested by ACCURATE TECHNOLOGY CO. LTD to determine the maximum emission levels emanating from the device. The maximum emission levels are compared to the FCC Part 15 Subpart C Section 15.249 limits. The measurement results are contained in this test report and ACCURATE TECHNOLOGY CO. LTD is assumed full responsibility for the accuracy and completeness of these measurements. Also, this report shows that the Equipment Under Test (EUT) is to be technically compliant with the FCC requirements.

This report applies to above tested sample only. This report shall not be reproduced in part without written approval of ACCURATE TECHNOLOGY CO. LTD.

Date of Test : October 19-21, 2011

Prepared by : Apple Lv  
(Engineer)

Approved & Authorized Signer : Heunb  
(Manager)

## 1. GENERAL INFORMATION

### 1.1. Description of Device (EUT)

EUT	:	2.4G Wireless Optical Mouse
Model Number	:	DS-2306
Power Supply	:	DC 3V (“AAA” batteries 2×)
Operate Frequency	:	2408.000-2474.000MHz
Applicant	:	Eastern Times Technology Co., Ltd.
Address	:	Building D, Nan An Industry Park, Youganpu Village Fenggang Town, Dongguan City, Guangdong, China
Manufacturer	:	Eastern Times Technology Co., Ltd.
Address	:	Building D, Nan An Industry Park, Youganpu Village Fenggang Town, Dongguan City, Guangdong, China
Date of sample received	:	October 19, 2011
Date of Test	:	October 19-21, 2011

### 1.2. Description of Test Facility

EMC Lab	:	Accredited by TUV Rheinland Shenzhen
		Listed by FCC The Registration Number is 752051
		Listed by Industry Canada The Registration Number is 5077A-2
		Accredited by China National Accreditation Committee for Laboratories The Certificate Registration Number is L3193
Name of Firm	:	ACCURATE TECHNOLOGY CO. LTD
Site Location	:	F1, Bldg. A, Changyuan New Material Port, Keyuan Rd. Science & Industry Park, Nanshan, Shenzhen, Guangdong P.R. China

### 1.3.Measurement Uncertainty

Conducted Emission Expanded Uncertainty = 2.23dB, k=2

Radiated emission expanded uncertainty  
(9kHz-30MHz) = 3.08dB, k=2

Radiated emission expanded uncertainty  
(30MHz-1000MHz) = 4.42dB, k=2

Radiated emission expanded uncertainty  
(Above 1GHz) = 4.06dB, k=2

## 2. MEASURING DEVICE AND TEST EQUIPMENT

**Table 1: List of Test and Measurement Equipment**

Kind of equipment	Manufacturer	Type	S/N	Calibrated until
EMI Test Receiver	Rohde&Schwarz	ESCS30	100307	Jan. 15, 2012
EMI Test Receiver	Rohde&Schwarz	ESPI3	101526/003	Jan. 15, 2012
Spectrum Analyzer	Agilent	E7405A	MY45115511	Jan. 15, 2012
Pre-Amplifier	Rohde&Schwarz	CBLU118354 0-01	3791	Jan. 15, 2012
Loop Antenna	Schwarzbeck	FMZB1516	1516131	Jan. 15, 2012
Bilog Antenna	Schwarzbeck	VULB9163	9163-323	Jan. 15, 2012
Horn Antenna	Schwarzbeck	BBHA9120D	9120D-655	Jan. 15, 2012
Horn Antenna	Schwarzbeck	BBHA9170	9170-359	Jan. 15, 2012
LISN	Rohde&Schwarz	ESH3-Z5	100305	Jan. 15, 2012
LISN	Schwarzbeck	NSLK8126	8126431	Jan. 15, 2012

### 3. SUMMARY OF TEST RESULTS

<b>FCC Rules</b>	<b>Description of Test</b>	<b>Result</b>
Section 15.207	Conducted Emission	N/A
Section 15.249(a)	Fundamental and Harmonics Radiated Emission	Compliant
Section 15.249(d)	Spurious Radiated Emission	Compliant
Section 15.249(d)	Band Edge	Compliant
Section 15.203	Antenna Requirement	Compliant

Remark: "N/A" means "Not applicable".

## 4. FUNDAMENTAL AND HARMONICS RADIATED EMISSION FOR SECTION 15.249(A)

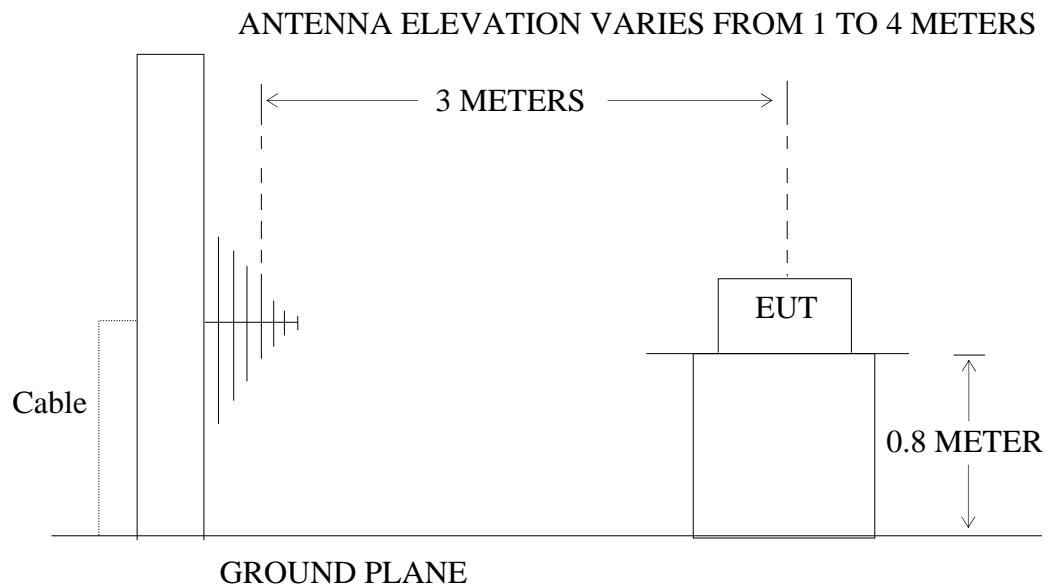
### 4.1. Block Diagram of Test Setup

#### 4.1.1. Block diagram of connection between the EUT and simulators



(EUT: 2.4G Wireless Optical Mouse)

#### 4.1.2. Semi-Anechoic Chamber Test Setup Diagram



(EUT: 2.4G Wireless Optical Mouse)



## 4.2.The Emission Limit

4.2.1.For intentional radiators, According to section 15.249(a), Operation within the frequency band of 2.4 to 2.4835GHz, The fundamental field strength shall not exceed 94 dB $\mu$ V/m and the harmonics shall not exceed 54 dB $\mu$ V/m.

Fundamental Frequency	Field Strength of Fundamental (millivolts/meter)	Field Strength of harmonics (microvolts/meter)
902-928MHz	50	500
2400-2483.5MHz	50	500
5725-5875MHz	50	500
24.0-24.25GHz	250	2500

4.2.2.According to section 15.249(e), as shown in section 15.35(b), the peak field strength of any emission shall not exceed the maximum permitted average limits specified above by more than 20 dB under any condition of modulation.

## 4.3.Configuration of EUT on Measurement

The following equipment are installed on Radiated Emission Measurement to meet the commission requirements and operating regulations in a manner which tends to maximize its emission characteristics in normal application.

### 4.3.1. 2.4G Wireless Optical Mouse (EUT)

Model Number : DS-2306  
 Serial Number : N/A  
 Manufacturer : Eastern Times Technology Co., Ltd.

## 4.4.Operating Condition of EUT

4.4.1.Setup the EUT and simulator as shown as Section 4.1.

4.4.2.Turn on the power of all equipment.

4.4.3. Let the EUT work in TX modes measure it. The transmit frequency are 2408.000 - 2474.000 MHz MHz. We are select 2408.000MHz, 2440.000MHz, 2474.000MHz TX frequency to transmit.

#### 4.5. Test Procedure

The EUT and its simulators are placed on a turntable, which is 0.8 meter high above ground. The turntable can rotate 360 degrees to determine the position of the maximum emission level. EUT is set 3.0 meters away from the receiving antenna, which is mounted on an antenna tower. The antenna can be moved up and down between 1.0 meter and 4 meters to find out the maximum emission level. Broadband antenna (calibrated bi-log antenna) is used as receiving antenna. Both horizontal and vertical polarizations of the antenna are set on measurement. In order to find the maximum emission levels, all of the interface cables must be manipulated according to ANSI C63.4: 2003 on radiated emission measurement. The EUT was tested in 3 orthogonal planes.

The bandwidth of test receiver is set at 120kHz in 30-1000MHz. and set at 1MHz in above 1000MHz.

The frequency range from 30MHz to 25000MHz is checked.

## 4.6. The Field Strength of Radiation Emission Measurement Results

### PASS.

Date of Test:	October 20, 2011	Temperature:	25°C
EUT:	2.4G Wireless Optical Mouse	Humidity:	50%
Model No.:	DS-2306	Power Supply:	DC 3V
Test Mode:	TX 2408.000MHz	Test Engineer:	Pei

#### Fundamental Radiated Emissions

Frequency (MHz)	Reading(dBμV/m)		Factor(dB) Corr.	Result(dBμV/m)		Limit(dBμV/m)		Margin(dB)		Polarization
	AV	PEAK		AV	PEAK	AV	PEAK	AV	PEAK	
2408.000	90.54	95.30	-7.44	83.10	87.86	94.00	114.00	-10.90	-26.14	Vertical
2408.000	90.04	94.49	-7.44	82.60	87.05	94.00	114.00	-11.40	-26.95	Horizontal

#### Harmonics Radiated Emissions

Frequency (MHz)	Reading(dBμV/m)		Factor(dB) Corr.	Result(dBμV/m)		Limit(dBμV/m)		Margin(dB)		Polarization
	AV	PEAK		AV	PEAK	AV	PEAK	AV	PEAK	
4816.000	45.63	49.99	-0.23	45.40	49.76	54.00	74.00	-8.60	-24.24	Vertical
4816.000	50.83	53.09	-0.23	50.60	52.86	54.00	74.00	-3.40	-21.14	Horizontal

Note:

1. Emissions attenuated more than 20 dB below the permissible value are not reported.
2. The field strength is calculated by adding the antenna factor, high pass filter loss(if used) and cable loss, and subtracting the amplifier gain(if any)from the measured reading. The basic equation calculation is as follows:

$$\text{Result} = \text{Reading} + \text{Corrected Factor}$$

$$\text{Where Corrected Factor} = \text{Antenna Factor} + \text{Cable Loss} + \text{High Pass Filter Loss} - \text{Amplifier Gain}$$

3. The spectral diagrams in appendix I display the measurement of peak values.

Date of Test:	October 20, 2011	Temperature:	25°C
EUT:	2.4G Wireless Optical Mouse	Humidity:	50%
Model No.:	DS-2306	Power Supply:	DC 3V
Test Mode:	TX 2440.000MHz	Test Engineer:	Pei

### Fundamental Radiated Emissions

Frequency (MHz)	Reading(dBμV/m)		Factor(dB) Corr.	Result(dBμV/m)		Limit(dBμV/m)		Margin(dB)		Polarization
	AV	PEAK		AV	PEAK	AV	PEAK	AV	PEAK	
2440.000	83.66	85.94	-7.36	76.30	78.58	94.00	114.00	-17.70	-35.42	Vertical
2440.000	83.26	86.34	-7.36	75.90	78.98	94.00	114.00	-18.10	-35.02	Horizontal

### Harmonics Radiated Emissions

Frequency (MHz)	Reading(dBμV/m)		Factor(dB) Corr.	Result(dBμV/m)		Limit(dBμV/m)		Margin(dB)		Polarization
	AV	PEAK		AV	PEAK	AV	PEAK	AV	PEAK	
4880.000	43.67	47.05	0.13	43.80	47.18	54.00	74.00	-10.20	-26.82	Vertical
4880.000	42.47	46.60	0.13	42.60	46.73	54.00	74.00	-11.40	-27.27	Horizontal

Note:

1. Emissions attenuated more than 20 dB below the permissible value are not reported.
2. The field strength is calculated by adding the antenna factor, high pass filter loss(if used) and cable loss, and subtracting the amplifier gain(if any)from the measured reading. The basic equation calculation is as follows:

$$\text{Result} = \text{Reading} + \text{Corrected Factor}$$

$$\text{Where Corrected Factor} = \text{Antenna Factor} + \text{Cable Loss} + \text{High Pass Filter Loss} - \text{Amplifier Gain}$$

3. The spectral diagrams in appendix I display the measurement of peak values.

Date of Test:	October 20, 2011	Temperature:	25°C
EUT:	2.4G Wireless Optical Mouse	Humidity:	50%
Model No.:	DS-2306	Power Supply:	DC 3V
Test Mode:	TX 2474.000MHz	Test Engineer:	Pei

### Fundamental Radiated Emissions

Frequency (MHz)	Reading(dBμV/m)		Factor(dB) Corr.	Result(dBμV/m)		Limit(dBμV/m)		Margin(dB)		Polarization
	AV	PEAK		AV	PEAK	AV	PEAK	AV	PEAK	
2474.000	83.37	86.36	-7.37	76.00	78.99	94.00	114.00	-18.00	-35.01	Vertical
2474.000	84.07	86.49	-7.37	76.70	79.12	94.00	114.00	-17.30	-34.88	Horizontal

### Harmonics Radiated Emissions

Frequency (MHz)	Reading(dBμV/m)		Factor(dB) Corr.	Result(dBμV/m)		Limit(dBμV/m)		Margin(dB)		Polarization
	AV	PEAK		AV	PEAK	AV	PEAK	AV	PEAK	
4949.000	46.93	51.79	0.47	47.40	52.26	54.00	74.00	-6.60	-21.74	Vertical
4949.000	47.83	51.13	0.47	48.30	51.60	54.00	74.00	-5.70	-22.40	Horizontal

Note:

1. Emissions attenuated more than 20 dB below the permissible value are not reported.
2. The field strength is calculated by adding the antenna factor, high pass filter loss(if used) and cable loss, and subtracting the amplifier gain(if any)from the measured reading. The basic equation calculation is as follows:

$$\text{Result} = \text{Reading} + \text{Corrected Factor}$$

$$\text{Where Corrected Factor} = \text{Antenna Factor} + \text{Cable Loss} + \text{High Pass Filter Loss} - \text{Amplifier Gain}$$

3. The spectral diagrams in appendix I display the measurement of peak values.

## 5. SPURIOUS RADIATED EMISSION FOR SECTION 15.249(D)

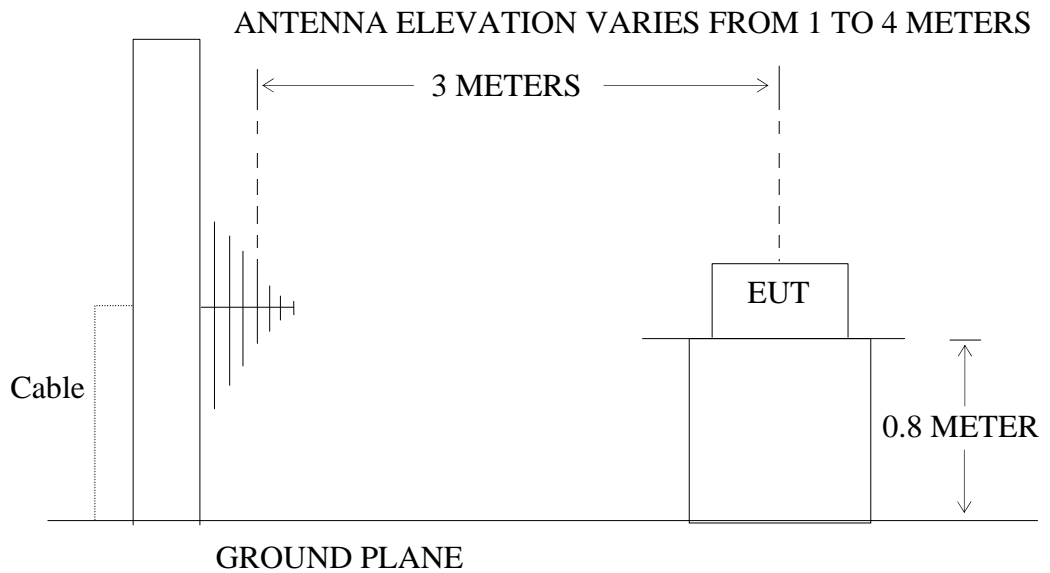
### 5.1. Block Diagram of Test Setup

#### 5.1.1. Block diagram of connection between the EUT and simulators



(EUT: 2.4G Wireless Optical Mouse)

#### 5.1.2. Semi-Anechoic Chamber Test Setup Diagram



(EUT: 2.4G Wireless Optical Mouse)

## 5.2.The Emission Limit For Section 15.249(d)

5.2.1.Emission radiated outside of the specified frequency bands, except for harmonics, shall be comply with the general radiated emission limits in Section 15.209.

### Radiation Emission Measurement Limits According to Section 15.209

Frequency (MHz)	Limit		The final measurement in band 9-90kHz, 110-490kHz and above 1000MHz is performed with Average detector. Except those frequency bands mention above, the final measurement for frequencies below 1000MHz is performed with Quasi Peak detector.
	Field Strength of Quasi-peak Value (microvolts/m)	Field Strength of Quasi-peak Value (dB $\mu$ V/m)	
30 - 88	100	40	
88 - 216	150	43.5	
216 - 960	200	46	
Above 960	500	54	

## 5.3.EUT Configuration on Measurement

The following equipment are installed on the emission Measurement to meet the commission requirements and operating regulations in a manner which tends to maximize its emission characteristics in normal application.

### 5.3.1. 2.4G Wireless Optical Mouse (EUT)

Model Number : DS-2306  
 Serial Number : N/A  
 Manufacturer : Eastern Times Technology Co., Ltd.

## 5.4.Operating Condition of EUT

5.4.1.Setup the EUT and simulator as shown as Section 5.1.

5.4.2.Turn on the power of all equipment.

5.4.3. Let the EUT work in TX modes measure it. The transmit frequency are 2408.000 - 2474.000 MHz MHz. We are select 2408.000MHz, 2440.000MHz, 2474.000MHz TX frequency to transmit.

## 5.5. Test Procedure

The EUT and its simulators are placed on a turntable, which is 0.8 meter high above ground. The turntable can rotate 360 degrees to determine the position of the maximum emission level. EUT is set 3.0 meters away from the receiving antenna, which is mounted on an antenna tower. The antenna can be moved up and down between 1.0 meter and 4 meters to find out the maximum emission level. Broadband antenna (calibrated bilog antenna) is used as receiving antenna. Both horizontal and vertical polarizations of the antenna are set on measurement. In order to find the maximum emission levels, all of the interface cables must be manipulated according to ANSI C63.4: 2003 on radiated emission measurement. The EUT was tested in 3 orthogonal planes.

The bandwidth of test receiver is set at 120kHz in 30-1000MHz. and set at 1MHz in above 1000MHz.

The frequency range from 30MHz to 25000MHz is checked.

The final measurement in band 9-90kHz, 110-490kHz and above 1000MHz is performed with Average detector. Except those frequency bands mention above, the final measurement for frequencies below 1000MHz is performed with Quasi Peak detector.



## 5.6.The Emission Measurement Result

**PASS.**

Date of Test:	<u>October 20, 2011</u>	Temperature:	<u>25°C</u>
EUT:	<u>2.4G Wireless Optical Mouse</u>	Humidity:	<u>50%</u>
Model No.:	<u>DS-2306</u>	Power Supply:	<u>DC 3V</u>
Test Mode:	<u>TX 2408.000MHz</u>	Test Engineer:	<u>Pei</u>

Frequency (MHz)	Reading (dBμV/m)	Factor(dB) Corr.	Result (dBμV/m)	Limit (dBμV/m)	Margin (dB)	Polarization
	QP		QP	QP	QP	
-	-	-	-	-	-	Vertical
-	-	-	-	-	-	Horizontal

Note:

1. Emissions attenuated more than 20 dB below the permissible value are not reported.
2. The field strength is calculated by adding the antenna factor, high pass filter loss(if used) and cable loss, and subtracting the amplifier gain(if any)from the measured reading. The basic equation calculation is as follows:

$$\text{Result} = \text{Reading} + \text{Corrected Factor}$$

$$\text{Where Corrected Factor} = \text{Antenna Factor} + \text{Cable Loss} + \text{High Pass Filter Loss} - \text{Amplifier Gain}$$

3. The spectral diagrams in appendix I display the measurement of peak values.

Date of Test:	<u>October 20, 2011</u>	Temperature:	<u>25°C</u>
EUT:	<u>2.4G Wireless Optical Mouse</u>	Humidity:	<u>50%</u>
Model No.:	<u>DS-2306</u>	Power Supply:	<u>DC 3V</u>
Test Mode:	<u>TX 2440.000MHz</u>	Test Engineer:	<u>Pei</u>

Frequency (MHz)	Reading (dBμV/m)	Factor(dB) Corr.	Result (dBμV/m)	Limit (dBμV/m)	Margin (dB)	Polarization
	QP		QP	QP	QP	
-	-	-	-	-	-	Vertical
-	-	-	-	-	-	Horizontal

Note:

1. Emissions attenuated more than 20 dB below the permissible value are not reported.
2. The field strength is calculated by adding the antenna factor, high pass filter loss(if used) and cable loss, and subtracting the amplifier gain(if any)from the measured reading. The basic equation calculation is as follows:  

$$\text{Result} = \text{Reading} + \text{Corrected Factor}$$

Where Corrected Factor = Antenna Factor + Cable Loss + High Pass Filter Loss – Amplifier Gain
3. The spectral diagrams in appendix I display the measurement of peak values.

Date of Test:	<u>October 20, 2011</u>	Temperature:	<u>25°C</u>
EUT:	<u>2.4G Wireless Optical Mouse</u>	Humidity:	<u>50%</u>
Model No.:	<u>DS-2306</u>	Power Supply:	<u>DC 3V</u>
Test Mode:	<u>TX 2474.000MHz</u>	Test Engineer:	<u>Pei</u>

Frequency (MHz)	Reading (dBµV/m)	Factor(dB) Corr.	Result (dBµV/m)	Limit (dBµV/m)	Margin (dB)	Polarization
	QP		QP	QP	QP	
-	-	-	-	-	-	Vertical
-	-	-	-	-	-	Horizontal

Note:

1. Emissions attenuated more than 20 dB below the permissible value are not reported.
2. The field strength is calculated by adding the antenna factor, high pass filter loss(if used) and cable loss, and subtracting the amplifier gain(if any)from the measured reading. The basic equation calculation is as follows:  

$$\text{Result} = \text{Reading} + \text{Corrected Factor}$$

Where Corrected Factor = Antenna Factor + Cable Loss + High Pass Filter Loss – Amplifier Gain
3. The spectral diagrams in appendix I display the measurement of peak values.

## 6. BAND EDGES

### 6.1.The Requirement

6.1.1.Band Edge from 2400MHz to 2483.5MHz. Emission radiated outside of the specified frequency bands, except for harmonics, shall be attenuated by at least 50 dB below the level of the fundamental or to the general radiated emission limits in Section 15.209, whichever is the lesser attenuation.

### 6.2.EUT Configuration on Measurement

The following equipment are installed on the emission Measurement to meet the commission requirements and operating regulations in a manner which tends to maximize its emission characteristics in normal application.

#### 6.2.1. 2.4G Wireless Optical Mouse (EUT)

Model Number : DS-2306  
 Serial Number : N/A  
 Manufacturer : Eastern Times Technology Co., Ltd.

### 6.3.Operating Condition of EUT

6.3.1.Setup the EUT and simulator as shown as Section 4.1.

6.3.2.Turn on the power of all equipment.

6.3.3.Let the EUT work in TX modes measure it. The transmit frequency are 2408.000-2474.000MHz MHz. We are select 2408.000MHz, 2474.000MHz TX frequency to transmit.

### 6.4.Test Procedure

1. The EUT is placed on a turntable, which is 0.8m above the ground plane and worked at highest radiated power.
2. The turntable was rotated for 360 degrees to determine the position of maximum emission level.
3. EUT is set 3m away from the receiving antenna, which is varied from 1m to 4m to find out the highest emission.
4. Set the spectrum analyzer in the following setting in order to capture the lower and upper band-edges of the emission:  
 RBW=1MHz, VBW=1MHz

## 6.5.The Measurement Result

**Pass.**

Date of Test:	<u>October 20, 2011</u>	Temperature:	<u>25°C</u>
EUT:	<u>2.4G Wireless Optical Mouse</u>	Humidity:	<u>50%</u>
Model No.:	<u>DS-2306</u>	Power Supply:	<u>DC 3V</u>
Test Mode:	<u>TX 2408.000MHz</u>	Test Engineer:	<u>Pei</u>

Frequency (MHz)	Reading(dBμV/m)		Factor(dB) Corr.	Result(dBμV/m)		Limit(dBμV/m)		Margin(dB)		Polarization
	AV	PEAK		AV	PEAK	AV	PEAK	AV	PEAK	
-	-	-	-	-	-	-	-	-	-	Vertical
-	-	-	-	-	-	-	-	-	-	Horizontal

Note:

1. Emissions attenuated more than 20 dB below the permissible value are not reported.
2. The field strength is calculated by adding the antenna factor, high pass filter loss(if used) and cable loss, and subtracting the amplifier gain(if any)from the measured reading. The basic equation calculation is as follows:  

$$\text{Result} = \text{Reading} + \text{Corrected Factor}$$

$$\text{Where Corrected Factor} = \text{Antenna Factor} + \text{Cable Loss} + \text{High Pass Filter Loss} - \text{Amplifier Gain}$$
3. The spectral diagrams in appendix I display the measurement of peak values.

Date of Test:	<u>October 20, 2011</u>	Temperature:	<u>25°C</u>
EUT:	<u>2.4G Wireless Optical Mouse</u>	Humidity:	<u>50%</u>
Model No.:	<u>DS-2306</u>	Power Supply:	<u>DC 3V</u>
Test Mode:	<u>TX 2474.000MHz</u>	Test Engineer:	<u>Pei</u>

Frequency (MHz)	Reading(dBμV/m)		Factor(dB) Corr.	Result(dBμV/m)		Limit(dBμV/m)		Margin(dB)		Polarization
	AV	PEAK		AV	PEAK	AV	PEAK	AV	PEAK	
-	-	-	-	-	-	-	-	-	-	Vertical
-	-	-	-	-	-	-	-	-	-	Horizontal

Note:

1. Emissions attenuated more than 20 dB below the permissible value are not reported.
2. The field strength is calculated by adding the antenna factor, high pass filter loss(if used) and cable loss, and subtracting the amplifier gain(if any)from the measured reading. The basic equation calculation is as follows:  

$$\text{Result} = \text{Reading} + \text{Corrected Factor}$$

$$\text{Where Corrected Factor} = \text{Antenna Factor} + \text{Cable Loss} + \text{High Pass Filter Loss} - \text{Amplifier Gain}$$
3. The spectral diagrams in appendix I display the measurement of peak values.


## 7. ANTENNA REQUIREMENT

### 7.1.The Requirement

7.1.1.According to Section 15.203, an intentional radiator shall be designed to ensure that no antenna other than that furnished by the responsible party shall be used with the device.

### 7.2.Antenna Construction

The antenna is PCB Layout antenna, no consideration of replacement.



Antenna

# APPENDIX I (Test Curves)





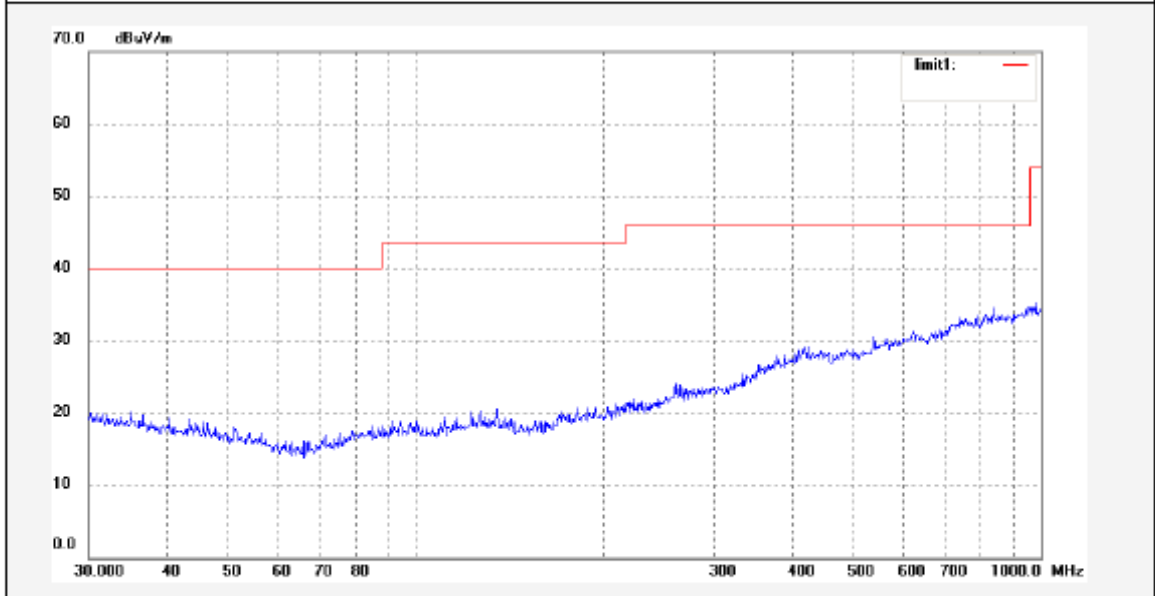
**ACCURATE TECHNOLOGY CO., LTD.**

F1,Bldg,A,Changyuan New Material Port Keyuan Rd,  
Science & Industry Park,Nanshan Shenzhen,P.R.China

Site: 966 chamber  
Tel:+86-0755-26503290  
Fax:+86-0755-26503396

Job No.: Kai #556	Polarization: Horizontal
Standard: FCC Class B 3M Radiated	Power Source: DC 3V
Test item: Radiation Test	Date: 2011-10-20
Temp.( C)/Hum.(%) 24 C / 48 %	Time: 3:24:38
EUT: 2.4G Wireless Optical Mouse	Engineer Signature: Kai
Mode: TX 2408MHz	Distance:
Model: DS-2306	
Manufacturer: Eastern Times Technology Co.,ltd	

Note: Report No.:ATE20111867 Sample No.:1101823



No.	Freq. (MHz)	Reading (dBuV/m)	Factor (dB)	Result (dBuV/m)	Limit (dBuV/m)	Margin (dB)	Detector	Height (cm)	Degree (deg.)	Remark
-----	-------------	------------------	-------------	-----------------	----------------	-------------	----------	-------------	---------------	--------



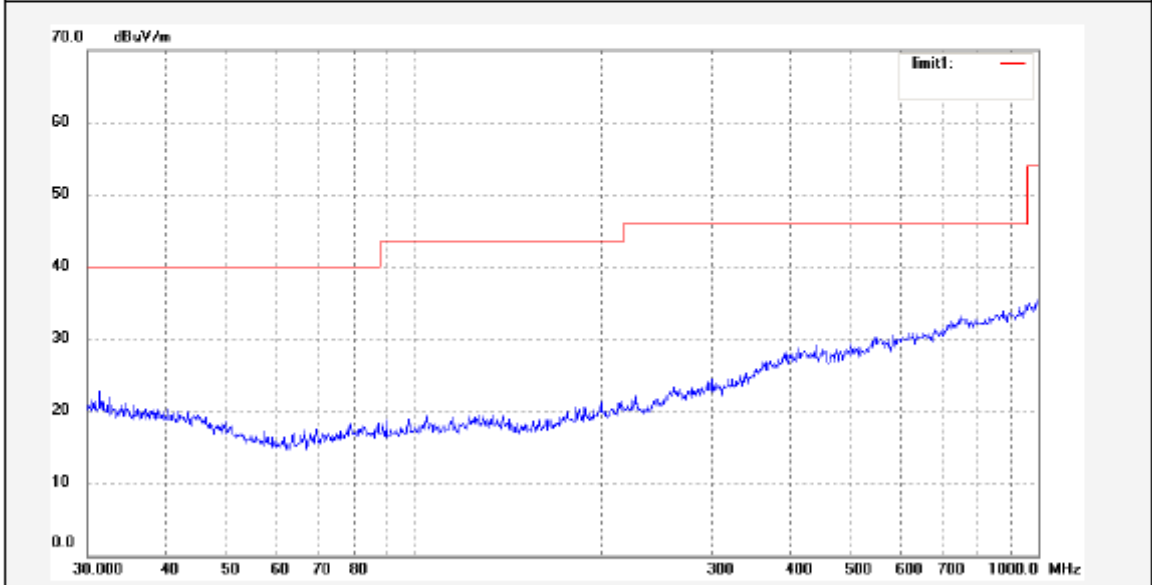
**ACCURATE TECHNOLOGY CO., LTD.**

F1,Bldg,A,Changyuan New Material Port Keyuan Rd,  
Science & Industry Park,Nanshan Shenzhen,P.R.China

Site: 966 chamber  
Tel:+86-0755-26503290  
Fax:+86-0755-26503396

Job No.: Kai #557	Polarization: Vertical
Standard: FCC Class B 3M Radiated	Power Source: DC 3V
Test item: Radiation Test	Date: 2011-10-20
Temp.( C)/Hum.(%) 24 C / 48 %	Time: 3:26:39
EUT: 2.4G Wireless Optical Mouse	Engineer Signature: Kai
Mode: TX 2408MHz	Distance:
Model: DS-2306	
Manufacturer: Eastern Times Technology Co.,Ltd	

Note: Report No.:ATE20111867 Sample No.:1101823



No.	Freq. (MHz)	Reading (dBuV/m)	Factor (dB)	Result (dBuV/m)	Limit (dBuV/m)	Margin (dB)	Detector	Height (cm)	Degree (deg.)	Remark
-----	-------------	------------------	-------------	-----------------	----------------	-------------	----------	-------------	---------------	--------



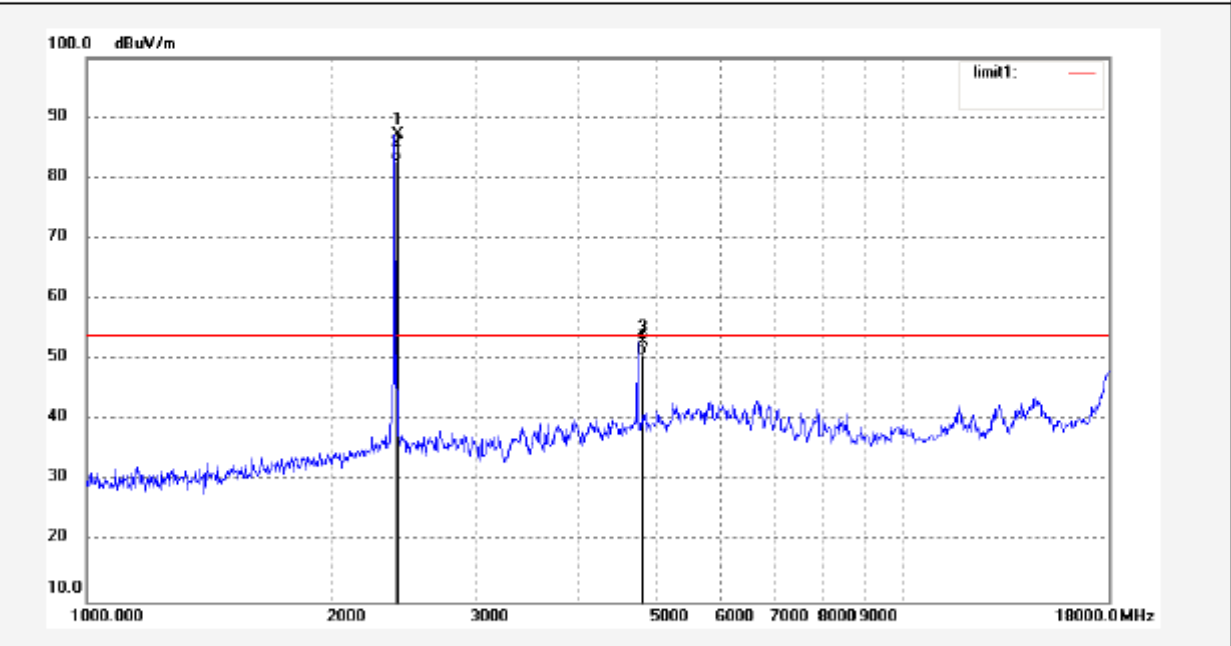
**ACCURATE TECHNOLOGY CO., LTD.**

F1,Bldg,A,Changyuan New Material Port Keyuan Rd,  
Science & Industry Park,Nanshan Shenzhen,P.R.China

Site: 966 chamber  
Tel:+86-0755-26503290  
Fax:+86-0755-26503396

Job No.: Kai #579	Polarization: Horizontal
Standard: FCC Class B 3M Radiated	Power Source: DC 3V
Test item: Radiation Test	Date: 2011-10-20
Temp.( C)/Hum.(%) 24 C / 48 %	Time: 4:44:18
EUT: 2.4G Wireless Optical Mouse	Engineer Signature: Kai
Mode: TX 2408MHz	Distance:
Model: DS-2306	
Manufacturer: Eastern Times Technology Co.,Ltd	

Note: Report No.:ATE20111867 Sample No.:1101823



No.	Freq. (MHz)	Reading (dBuV/m)	Factor (dB)	Result (dBuV/m)	Limit (dBuV/m)	Margin (dB)	Detector	Height (cm)	Degree (deg.)	Remark
1	2408.000	94.49	-7.44	87.05	114.00	-26.95	peak			
2	2408.000	90.04	-7.44	82.60	94.00	-11.40	AVG			
3	4816.000	53.09	-0.23	52.86	74.00	-21.14	peak			
4	4816.000	50.83	-0.23	50.60	54.00	-3.40	AVG			



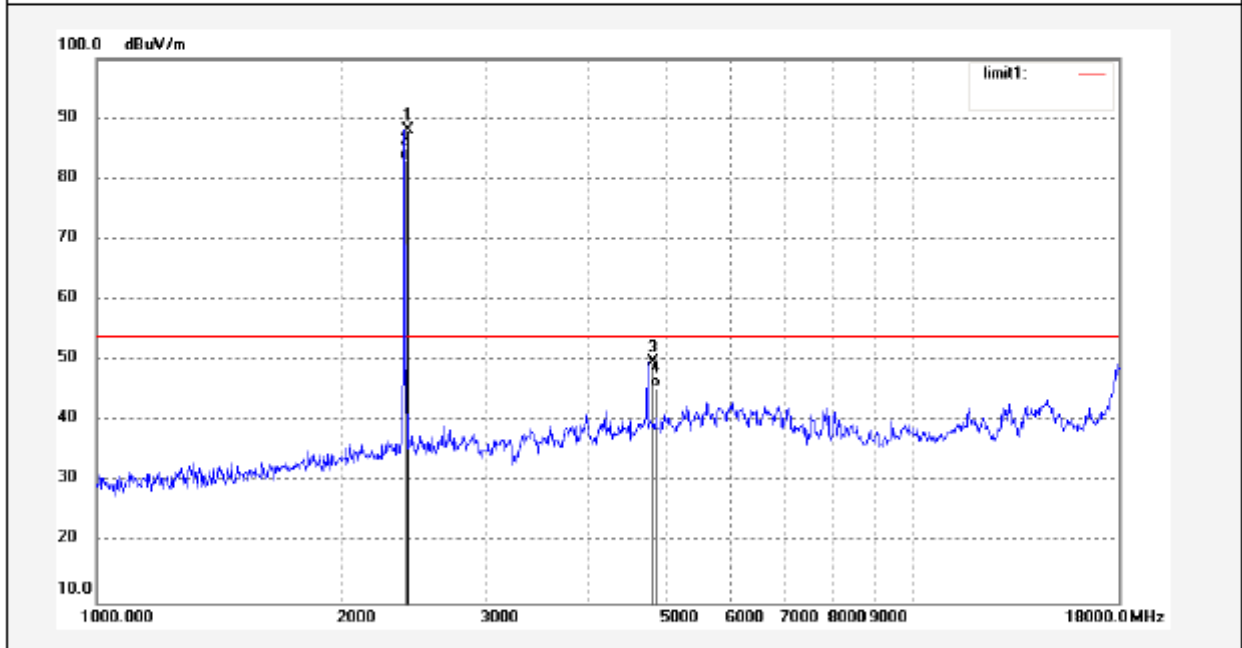
**ACCURATE TECHNOLOGY CO., LTD.**

F1,Bldg,A,Changyuan New Material Port Keyuan Rd,  
Science & Industry Park,Nanshan Shenzhen,P.R.China

Site: 966 chamber  
Tel:+86-0755-26503290  
Fax:+86-0755-26503396

Job No.: Kai #578	Polarization: Vertical
Standard: FCC Class B 3M Radiated	Power Source: DC 3V
Test item: Radiation Test	Date: 2011-10-20
Temp.( C)/Hum.(%) 24 C / 48 %	Time: 4:34:50
EUT: 2.4G Wireless Optical Mouse	Engineer Signature: Kai
Mode: TX 2408MHz	Distance:
Model: DS-2306	
Manufacturer: Eastern Times Technology Co.,Ltd	

Note: Report No.:ATE20111867 Sample No.:1101823



No.	Freq. (MHz)	Reading (dBuV/m)	Factor (dB)	Result (dBuV/m)	Limit (dBuV/m)	Margin (dB)	Detector	Height (cm)	Degree (deg.)	Remark
1	2408.000	95.30	-7.44	87.86	114.00	-26.14	peak			
2	2408.000	90.54	-7.44	83.10	94.00	-10.90	AVG			
3	4816.000	49.99	-0.23	49.76	74.00	-24.24	peak			
4	4816.000	45.63	-0.23	45.40	54.00	-8.60	AVG			



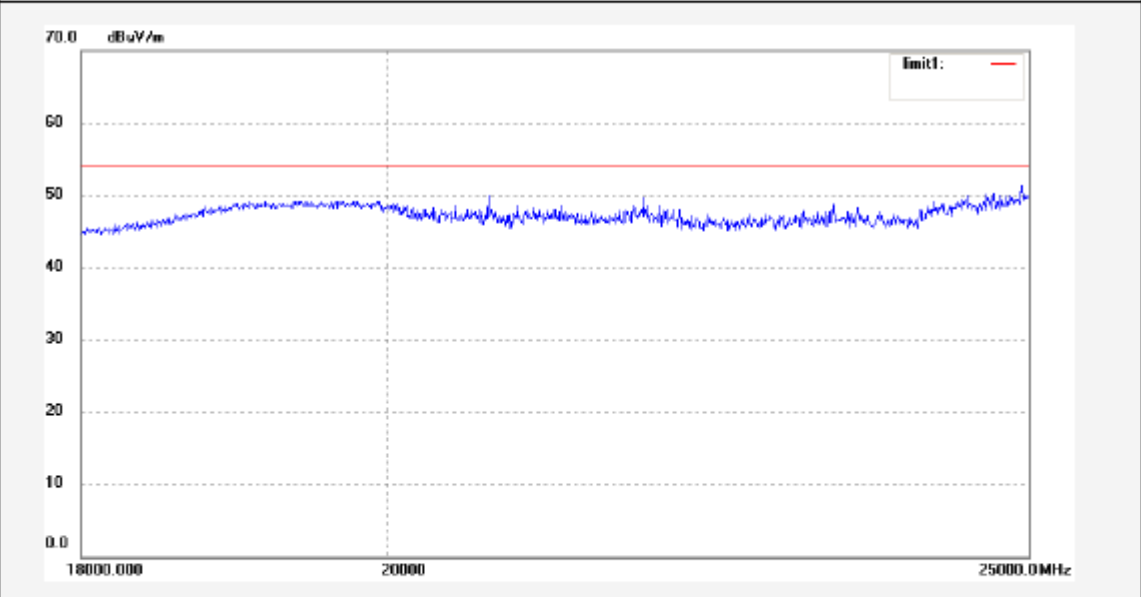
**ACCURATE TECHNOLOGY CO., LTD.**

F1,Bldg,A,Changyuan New Material Port Keyuan Rd,  
Science & Industry Park,Nanshan Shenzhen,P.R.China

Site: 966 chamber  
Tel:+86-0755-26503290  
Fax:+86-0755-26503396

Job No.: Kai #588	Polarization: Horizontal
Standard: FCC Class B 3M Radiated	Power Source: DC 3V
Test item: Radiation Test	Date: 11/10/20/
Temp.( C)/Hum.(%) 24 C / 48 %	Time: 5/47/15
EUT: 2.4G Wireless Optical Mouse	Engineer Signature: Kai
Mode: TX 2408MHz	Distance:
Model: DS-2306	
Manufacturer: Eastern Times Technology Co.,ltd	

Note: Report No.:ATE20111867 Sample No.:1101823



No.	Freq. (MHz)	Reading (dBuV/m)	Factor (dB)	Result (dBuV/m)	Limit (dBuV/m)	Margin (dB)	Detector	Height (cm)	Degree (deg.)	Remark
-----	-------------	------------------	-------------	-----------------	----------------	-------------	----------	-------------	---------------	--------



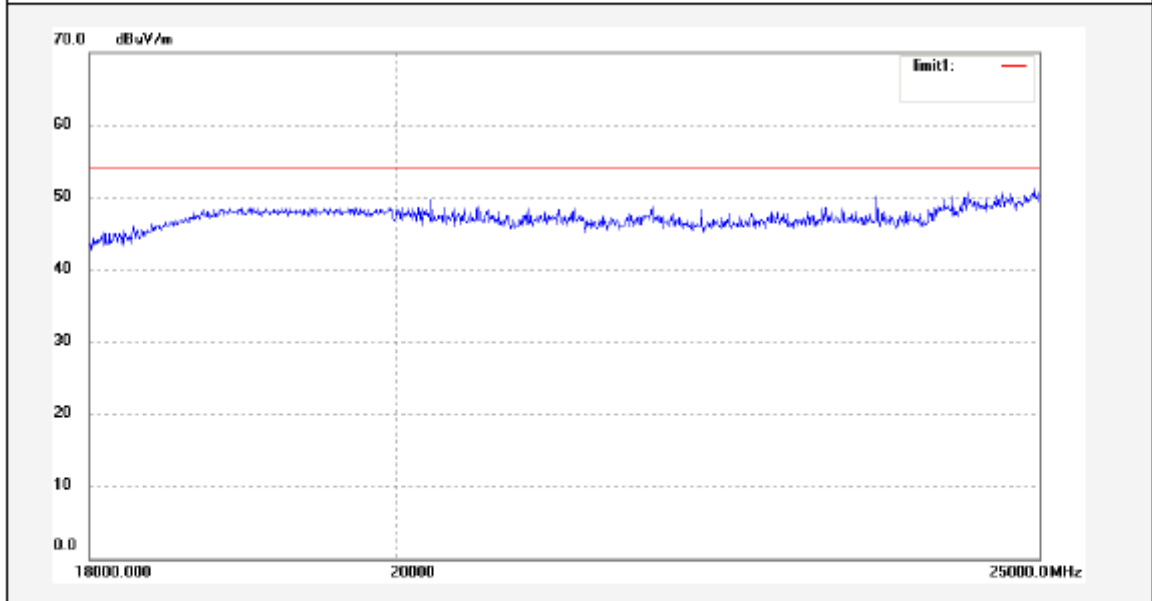
**ACCURATE TECHNOLOGY CO., LTD.**

F1,Bldg,A,Changyuan New Material Port Keyuan Rd,  
Science & Industry Park,Nanshan Shenzhen,P.R.China

Site: 966 chamber  
Tel:+86-0755-26503290  
Fax:+86-0755-26503396

Job No.: Kai #589	Polarization: Vertical
Standard: FCC Class B 3M Radiated	Power Source: DC 3V
Test item: Radiation Test	Date: 11/10/20/
Temp.( C)/Hum.(%) 24 C / 48 %	Time: 5/49/05
EUT: 2.4G Wireless Optical Mouse	Engineer Signature: Kai
Mode: TX 2408MHz	Distance:
Model: DS-2306	
Manufacturer: Eastern Times Technology Co.,Ltd	

Note: Report No.:ATE20111867 Sample No.:1101823



No.	Freq. (MHz)	Reading (dBuV/m)	Factor (dB)	Result (dBuV/m)	Limit (dBuV/m)	Margin (dB)	Detector	Height (cm)	Degree (deg.)	Remark
-----	-------------	------------------	-------------	-----------------	----------------	-------------	----------	-------------	---------------	--------



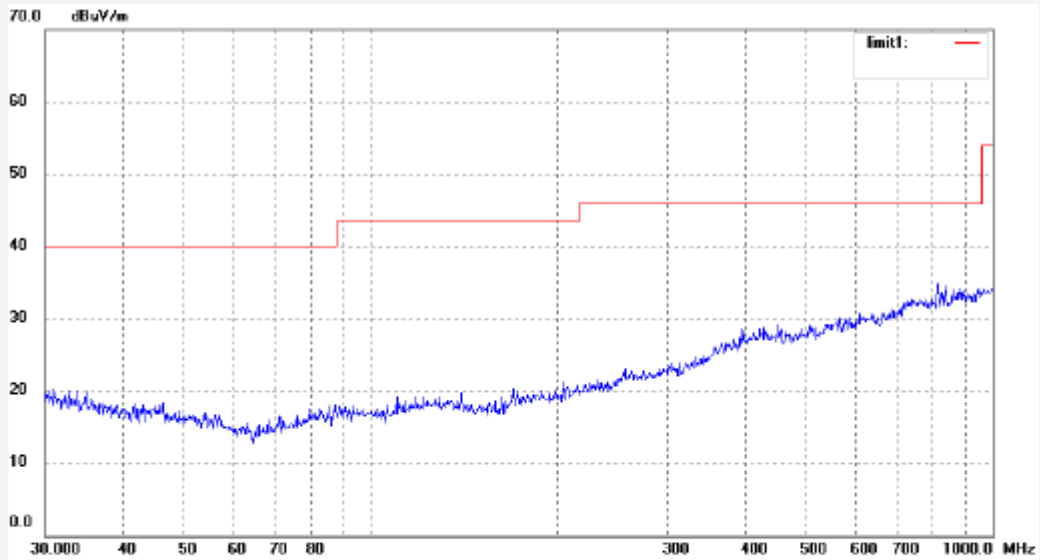
**ACCURATE TECHNOLOGY CO., LTD.**

F1,Bldg,A,Changyuan New Material Port Keyuan Rd,  
Science & Industry Park,Nanshan Shenzhen,P.R.China

Site: 966 chamber  
Tel:+86-0755-26503290  
Fax:+86-0755-26503396

Job No.: Kai #559	Polarization: Horizontal
Standard: FCC Class B 3M Radiated	Power Source: DC 3V
Test item: Radiation Test	Date: 2011-10-20
Temp.( C)/Hum.(%) 24 C / 48 %	Time: 3:29:16
EUT: 2.4G Wireless Optical Mouse	Engineer Signature: Kai
Mode: TX 2440MHz	Distance:
Model: DS-2306	
Manufacturer: Eastern Times Technology Co.,Ltd	

Note: Report No.:ATE20111867 Sample No.:1101823



No.	Freq. (MHz)	Reading (dBuV/m)	Factor (dB)	Result (dBuV/m)	Limit (dBuV/m)	Margin (dB)	Detector	Height (cm)	Degree (deg.)	Remark
-----	-------------	------------------	-------------	-----------------	----------------	-------------	----------	-------------	---------------	--------

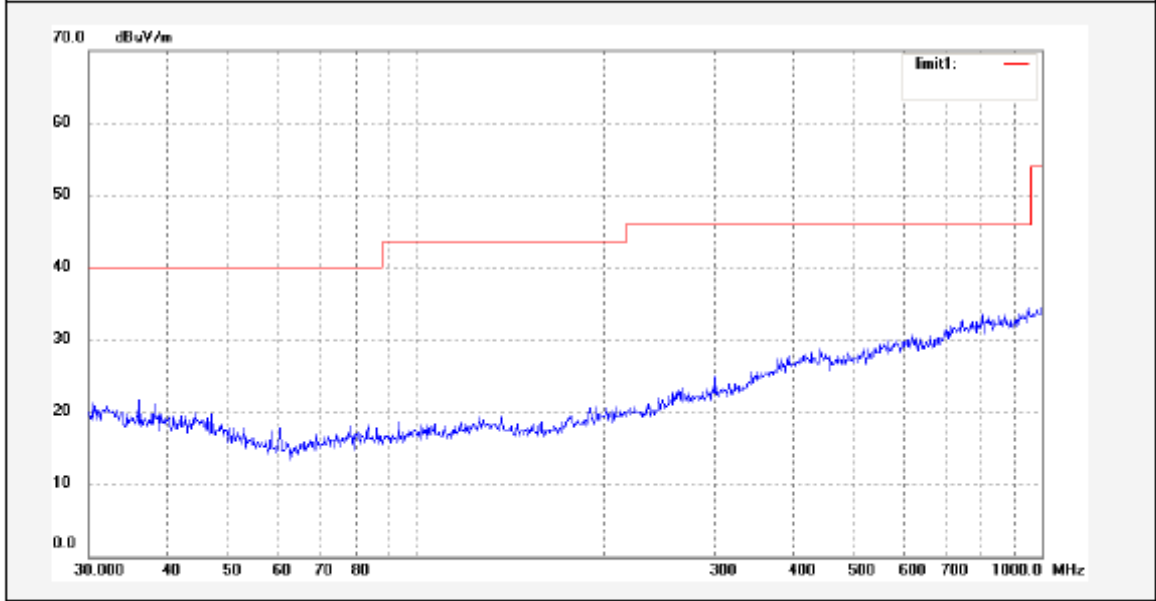


**ACCURATE TECHNOLOGY CO., LTD.**  
 F1,Bldg,A,Changyuan New Material Port Keyuan Rd,  
 Science & Industry Park,Nanshan Shenzhen,P.R.China

Site: 966 chamber  
 Tel:+86-0755-26503290  
 Fax:+86-0755-26503396

Job No.: Kai #558	Polarization: Vertical
Standard: FCC Class B 3M Radiated	Power Source: DC 3V
Test item: Radiation Test	Date: 2011-10-20
Temp.( C)/Hum.(%) 24 C / 48 %	Time: 3:27:57
EUT: 2.4G Wireless Optical Mouse	Engineer Signature: Kai
Mode: TX 2440MHz	Distance:
Model: DS-2306	
Manufacturer: Eastern Times Technology Co.,Ltd	

Note: Report No.:ATE20111867 Sample No.:1101823



No.	Freq. (MHz)	Reading (dBuV/m)	Factor (dB)	Result (dBuV/m)	Limit (dBuV/m)	Margin (dB)	Detector	Height (cm)	Degree (deg.)	Remark
-----	-------------	------------------	-------------	-----------------	----------------	-------------	----------	-------------	---------------	--------





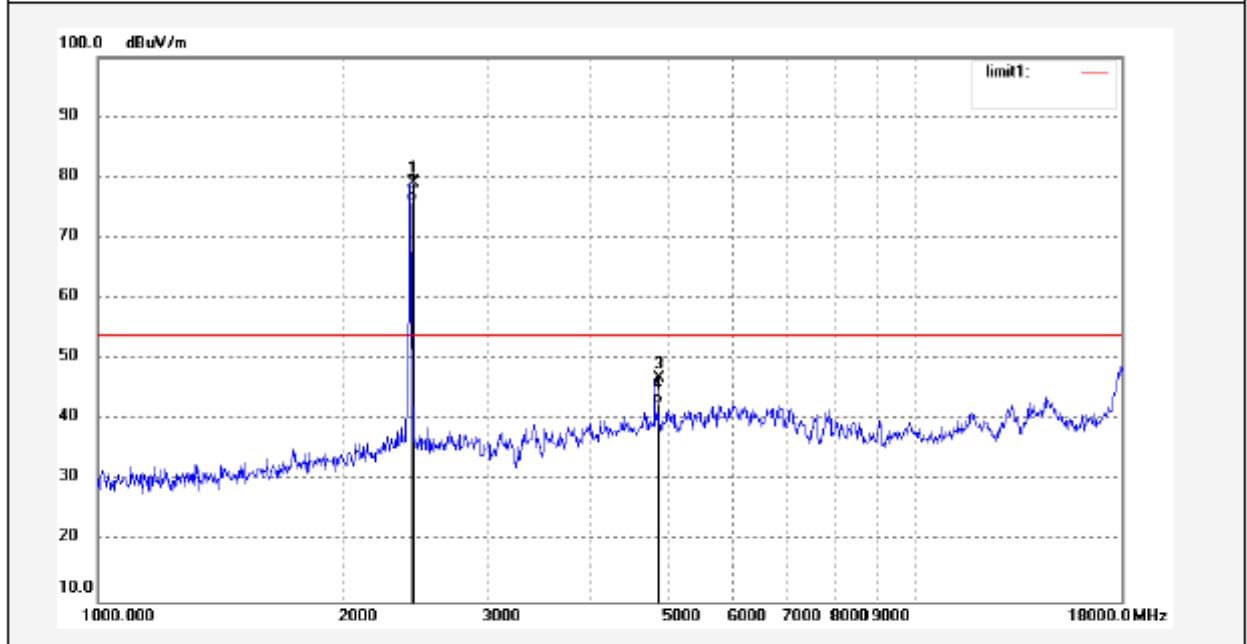
**ACCURATE TECHNOLOGY CO., LTD.**

F1,Bldg,A,Changyuan New Material Port Keyuan Rd,  
Science & Industry Park,Nanshan Shenzhen,P.R.China

Site: 966 chamber  
Tel:+86-0755-26503290  
Fax:+86-0755-26503396

Job No.: Kai #580	Polarization: Horizontal
Standard: FCC Class B 3M Radiated	Power Source: DC 3V
Test item: Radiation Test	Date: 2011-10-20
Temp.( C)/Hum.(%) 24 C / 48 %	Time: 4:50:55
EUT: 2.4G Wireless Optical Mouse	Engineer Signature: Kai
Mode: TX 2440MHz	Distance:
Model: DS-2306	
Manufacturer: Eastern Times Technology Co.,Ltd	

Note: Report No.:ATE20111867 Sample No.:1101823



No.	Freq. (MHz)	Reading (dBuV/m)	Factor (dB)	Result (dBuV/m)	Limit (dBuV/m)	Margin (dB)	Detector	Height (cm)	Degree (deg.)	Remark
1	2440.000	86.34	-7.36	78.98	114.00	-35.02	peak			
2	2440.000	83.26	-7.36	75.90	94.00	-18.10	AVG			
3	4880.000	46.60	0.13	46.73	74.00	-27.27	peak			
4	4880.000	42.47	0.13	42.60	54.00	-11.40	AVG			



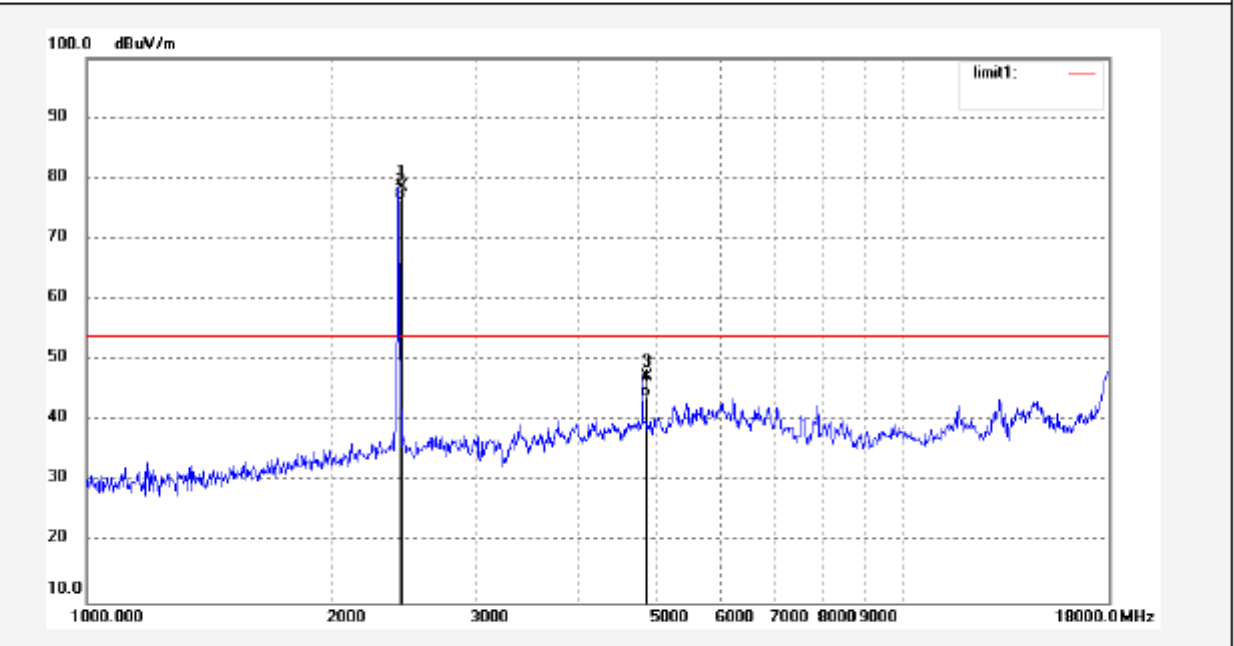
**ACCURATE TECHNOLOGY CO., LTD.**

F1,Bldg,A,Changyuan New Material Port Keyuan Rd,  
Science & Industry Park,Nanshan Shenzhen,P.R.China

Site: 966 chamber  
Tel:+86-0755-26503290  
Fax:+86-0755-26503396

Job No.: Kai #581	Polarization: Vertical
Standard: FCC Class B 3M Radiated	Power Source: DC 3V
Test item: Radiation Test	Date: 2011-10-20
Temp.( C)/Hum.(%) 24 C / 48 %	Time: 4:58:15
EUT: 2.4G Wireless Optical Mouse	Engineer Signature: Kai
Mode: TX 2440MHz	Distance:
Model: DS-2306	
Manufacturer: Eastern Times Technology Co.,Ltd	

Note: Report No.:ATE20111867 Sample No.:1101823



No.	Freq. (MHz)	Reading (dBuV/m)	Factor (dB)	Result (dBuV/m)	Limit (dBuV/m)	Margin (dB)	Detector	Height (cm)	Degree (deg.)	Remark
1	2440.000	85.94	-7.36	78.58	114.00	-35.42	peak			
2	2440.000	83.66	-7.36	76.30	94.00	-17.70	AVG			
3	4880.000	47.05	0.13	47.18	74.00	-26.82	peak			
4	4880.000	43.67	0.13	43.80	54.00	-10.20	AVG			



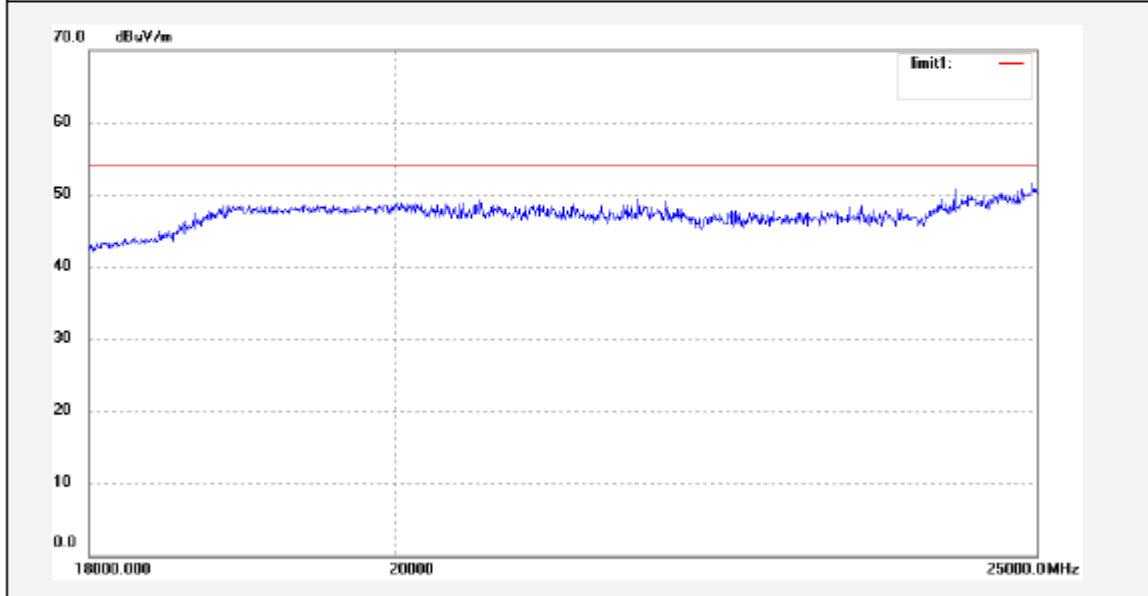
**ACCURATE TECHNOLOGY CO., LTD.**

F1,Bldg,A,Changyuan New Material Port Keyuan Rd,  
Science & Industry Park,Nanshan Shenzhen,P.R.China

Site: 966 chamber  
Tel:+86-0755-26503290  
Fax:+86-0755-26503396

Job No.: Kai #591	Polarization: Horizontal
Standard: FCC Class B 3M Radiated	Power Source: DC 3V
Test item: Radiation Test	Date: 11/10/20/
Temp.( C)/Hum.(%) 24 C / 48 %	Time: 5/53/01
EUT: 2.4G Wireless Optical Mouse	Engineer Signature: Kai
Mode: TX 2440MHz	Distance:
Model: DS-2306	
Manufacturer: Eastern Times Technology Co.,Ltd	

Note: Report No.:ATE20111867 Sample No.:1101823



No.	Freq. (MHz)	Reading (dBuV/m)	Factor (dB)	Result (dBuV/m)	Limit (dBuV/m)	Margin (dB)	Detector	Height (cm)	Degree (deg.)	Remark
-----	-------------	------------------	-------------	-----------------	----------------	-------------	----------	-------------	---------------	--------



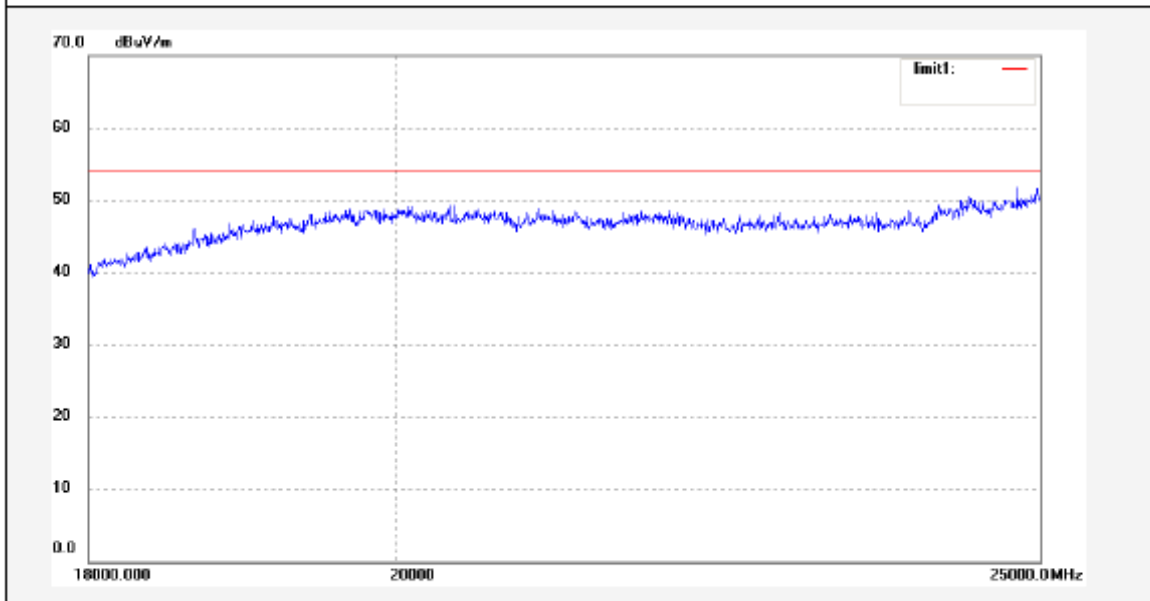
**ACCURATE TECHNOLOGY CO., LTD.**

F1,Bldg,A,Changyuan New Material Port Keyuan Rd,  
Science & Industry Park,Nanshan Shenzhen,P.R.China

Site: 966 chamber  
Tel:+86-0755-26503290  
Fax:+86-0755-26503396

Job No.: Kai #590	Polarization: Vertical
Standard: FCC Class B 3M Radiated	Power Source: DC 3V
Test item: Radiation Test	Date: 11/10/20/
Temp.( C)/Hum.(%) 24 C / 48 %	Time: 5/51/02
EUT: 2.4G Wireless Optical Mouse	Engineer Signature: Kai
Mode: TX 2440MHz	Distance:
Model: DS-2306	
Manufacturer: Eastern Times Technology Co.,Ltd	

Note: Report No.:ATE20111867 Sample No.:1101823



No.	Freq. (MHz)	Reading (dBuV/m)	Factor (dB)	Result (dBuV/m)	Limit (dBuV/m)	Margin (dB)	Detector	Height (cm)	Degree (deg.)	Remark
-----	-------------	------------------	-------------	-----------------	----------------	-------------	----------	-------------	---------------	--------

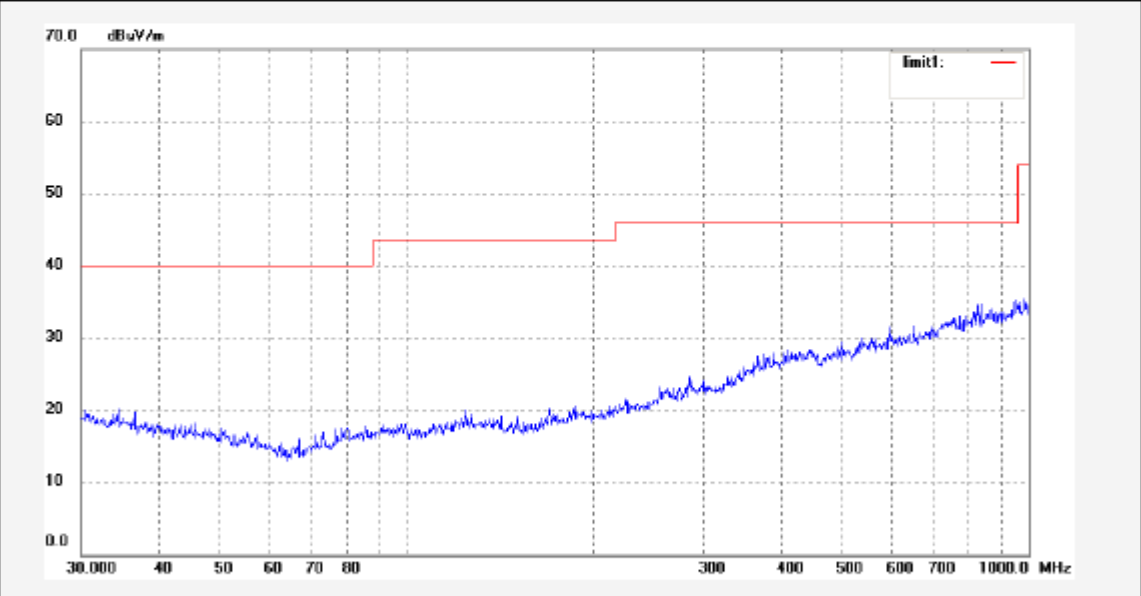


**ACCURATE TECHNOLOGY CO., LTD.**  
 F1,Bldg,A,Changyuan New Material Port Keyuan Rd,  
 Science & Industry Park,Nanshan Shenzhen,P.R.China

Site: 966 chamber  
 Tel:+86-0755-26503290  
 Fax:+86-0755-26503396

Job No.: Kai #560	Polarization: Horizontal
Standard: FCC Class B 3M Radiated	Power Source: DC 3V
Test item: Radiation Test	Date: 2011-10-20
Temp.( C)/Hum.(%) 24 C / 48 %	Time: 3:30:19
EUT: 2.4G Wireless Optical Mouse	Engineer Signature: Kai
Mode: TX 2474MHz	Distance:
Model: DS-2306	
Manufacturer: Eastern Times Technology Co.,Ltd	

Note: Report No.:ATE20111867 Sample No.:1101823



No.	Freq. (MHz)	Reading (dBuV/m)	Factor (dB)	Result (dBuV/m)	Limit (dBuV/m)	Margin (dB)	Detector	Height (cm)	Degree (deg.)	Remark
-----	-------------	------------------	-------------	-----------------	----------------	-------------	----------	-------------	---------------	--------



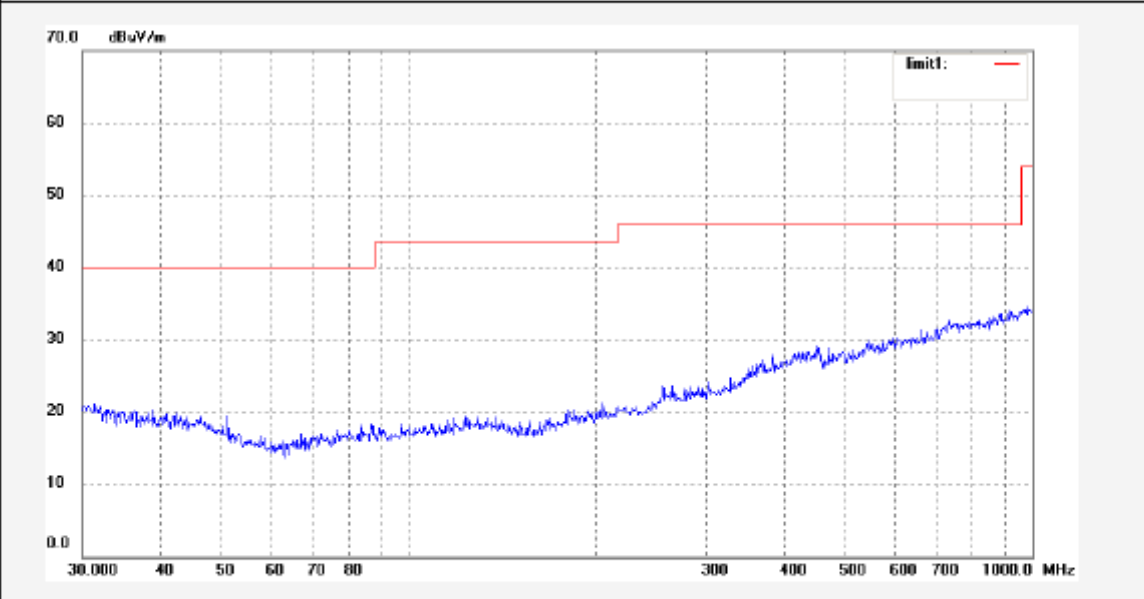
**ACCURATE TECHNOLOGY CO., LTD.**

F1,Bldg,A,Changyuan New Material Port Keyuan Rd,  
Science & Industry Park,Nanshan Shenzhen,P.R.China

Site: 966 chamber  
Tel:+86-0755-26503290  
Fax:+86-0755-26503396

Job No.: Kai #561	Polarization: Vertical
Standard: FCC Class B 3M Radiated	Power Source: DC 3V
Test item: Radiation Test	Date: 2011-10-20
Temp.( C)/Hum.(%) 24 C / 48 %	Time: 3:31:25
EUT: 2.4G Wireless Optical Mouse	Engineer Signature: Kai
Mode: TX 2474MHz	Distance:
Model: DS-2306	
Manufacturer: Eastern Times Technology Co.,Ltd	

Note: Report No.:ATE20111867 Sample No.:1101823



No.	Freq. (MHz)	Reading (dBuV/m)	Factor (dB)	Result (dBuV/m)	Limit (dBuV/m)	Margin (dB)	Detector	Height (cm)	Degree (deg.)	Remark
-----	-------------	------------------	-------------	-----------------	----------------	-------------	----------	-------------	---------------	--------



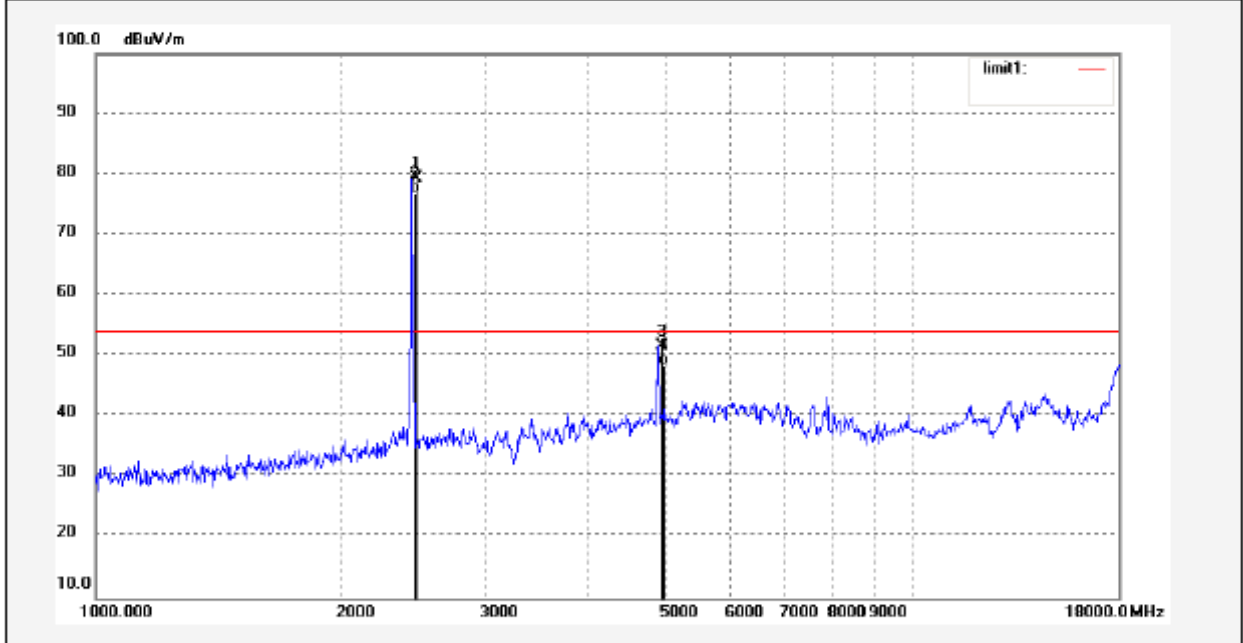
**ACCURATE TECHNOLOGY CO., LTD.**

F1,Bldg,A,Changyuan New Material Port Keyuan Rd,  
Science & Industry Park,Nanshan Shenzhen,P.R.China

Site: 966 chamber  
Tel:+86-0755-26503290  
Fax:+86-0755-26503396

Job No.: Kai #583	Polarization: Horizontal
Standard: FCC Class B 3M Radiated	Power Source: DC 3V
Test item: Radiation Test	Date: 2011-10-20
Temp.( C)/Hum.(%) 24 C / 48 %	Time: 5:17:29
EUT: 2.4G Wireless Optical Mouse	Engineer Signature: Kai
Mode: TX 2474MHz	Distance:
Model: DS-2306	
Manufacturer: Eastem Times Technology Co.,Ltd	

Note: Report No.:ATE20111867 Sample No.:1101823



No.	Freq. (MHz)	Reading (dBuV/m)	Factor (dB)	Result (dBuV/m)	Limit (dBuV/m)	Margin (dB)	Detector	Height (cm)	Degree (deg.)	Remark
1	2474.000	86.49	-7.37	79.12	114.00	-34.88	peak			
2	2474.000	84.07	-7.37	76.70	94.00	-17.30	AVG			
3	4949.000	51.13	0.47	51.60	74.00	-22.40	peak			
4	4949.000	47.83	0.47	48.30	54.00	-5.70	AVG			



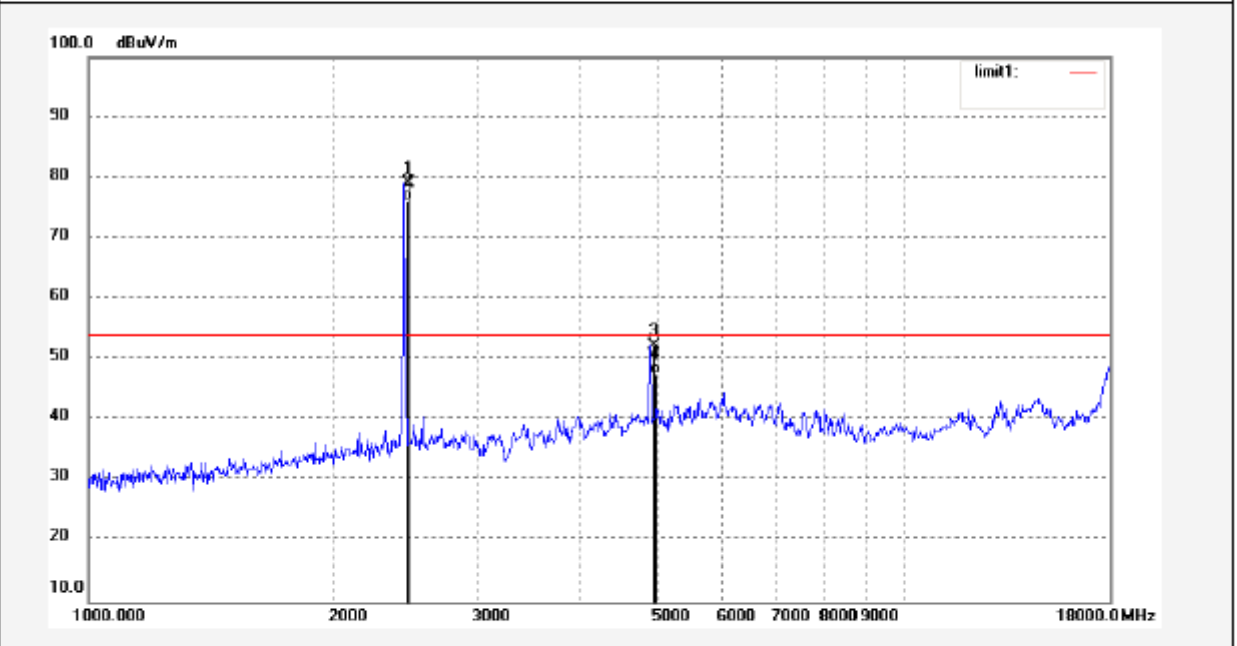
**ACCURATE TECHNOLOGY CO., LTD.**

F1,Bldg,A,Changyuan New Material Port Keyuan Rd,  
Science & Industry Park,Nanshan Shenzhen,P.R.China

Site: 966 chamber  
Tel:+86-0755-26503290  
Fax:+86-0755-26503396

Job No.: Kai #582	Polarization: Vertical
Standard: FCC Class B 3M Radiated	Power Source: DC 3V
Test item: Radiation Test	Date: 2011-10-20
Temp.( C)/Hum.(%) 24 C / 48 %	Time: 5:10:05
EUT: 2.4G Wireless Optical Mouse	Engineer Signature: Kai
Mode: TX 2474MHz	Distance:
Model: DS-2306	
Manufacturer: Eastern Times Technology Co.,Ltd	

Note: Report No.:ATE20111867 Sample No.:1101823



No.	Freq. (MHz)	Reading (dBuV/m)	Factor (dB)	Result (dBuV/m)	Limit (dBuV/m)	Margin (dB)	Detector	Height (cm)	Degree (deg.)	Remark
1	2474.000	86.36	-7.37	78.99	114.00	-35.01	peak			
2	2474.000	83.37	-7.37	76.00	94.00	-18.00	AVG			
3	4949.000	51.79	0.47	52.26	74.00	-21.74	peak			
4	4949.000	46.93	0.47	47.40	54.00	-6.60	AVG			





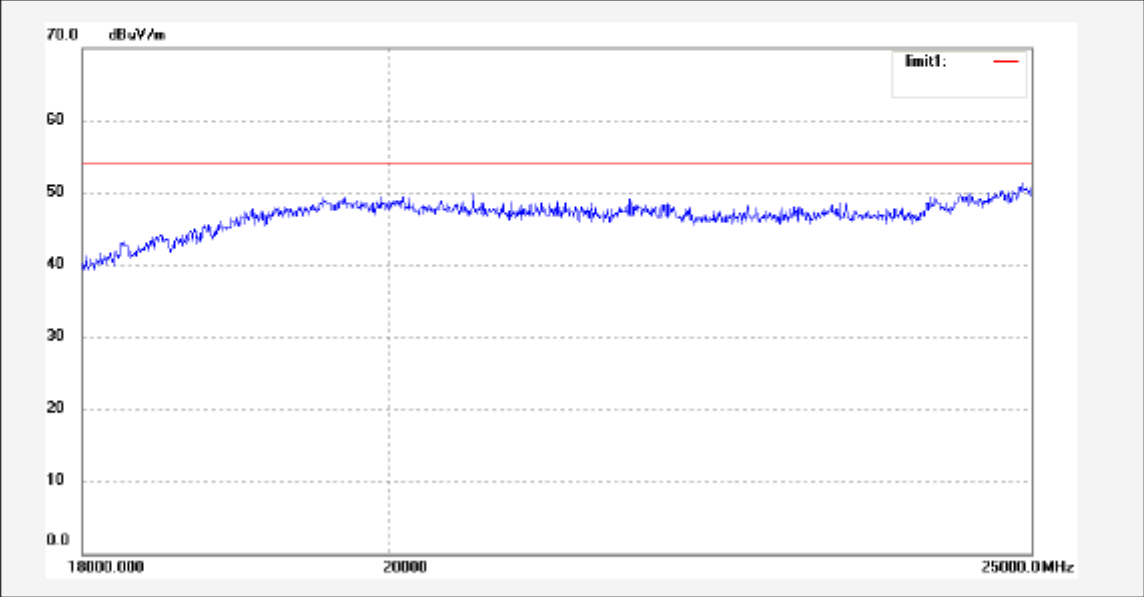
**ACCURATE TECHNOLOGY CO., LTD.**

F1,Bldg,A,Changyuan New Material Port Keyuan Rd,  
Science & Industry Park,Nanshan Shenzhen,P.R.China

Site: 966 chamber  
Tel:+86-0755-26503290  
Fax:+86-0755-26503396

Job No.: Kai #592	Polarization: Horizontal
Standard: FCC Class B 3M Radiated	Power Source: DC 3V
Test item: Radiation Test	Date: 11/10/20/
Temp.( C)/Hum.(%) 24 C / 48 %	Time: 5/55/57
EUT: 2.4G Wireless Optical Mouse	Engineer Signature: Kai
Mode: TX 2474MHz	Distance:
Model: DS-2306	
Manufacturer: Eastern Times Technology Co.,Ltd	

Note: Report No.:ATE20111867 Sample No.:1101823



No.	Freq. (MHz)	Reading (dBuV/m)	Factor (dB)	Result (dBuV/m)	Limit (dBuV/m)	Margin (dB)	Detector	Height (cm)	Degree (deg.)	Remark
-----	-------------	------------------	-------------	-----------------	----------------	-------------	----------	-------------	---------------	--------



**ACCURATE TECHNOLOGY CO., LTD.**

F1,Bldg,A,Changyuan New Material Port Keyuan Rd,  
Science & Industry Park,Nanshan Shenzhen,P.R.China

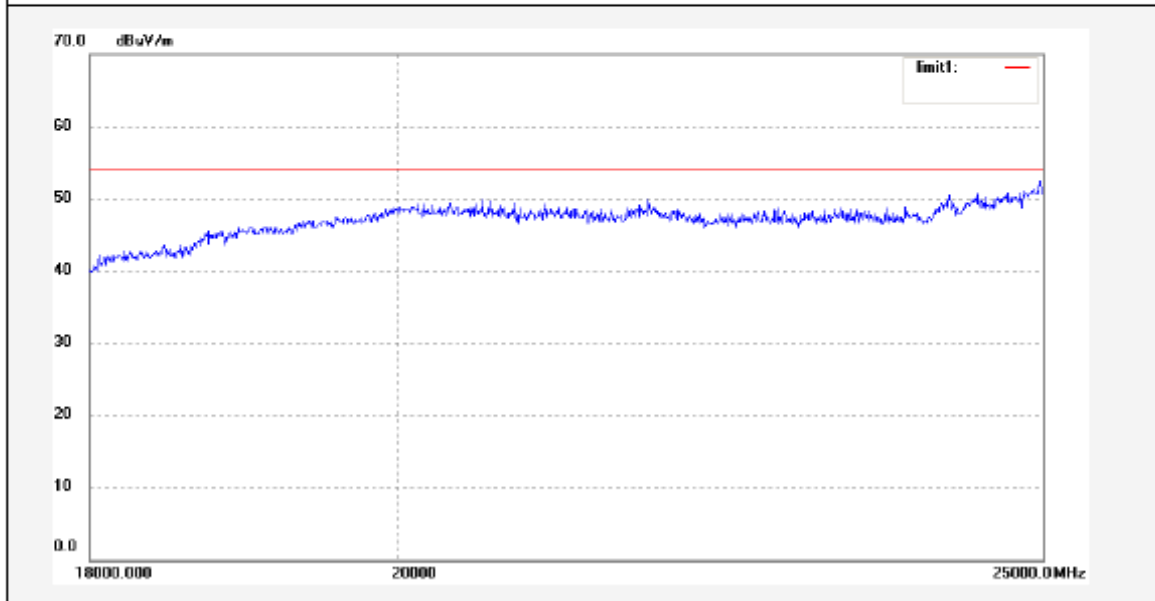
Site: 966 chamber

Tel:+86-0755-26503290

Fax:+86-0755-26503396

Job No.: Kai #593	Polarization: Vertical
Standard: FCC Class B 3M Radiated	Power Source: DC 3V
Test item: Radiation Test	Date: 11/10/20/
Temp.( C)/Hum.(%) 24 C / 48 %	Time: 5/57/43
EUT: 2.4G Wireless Optical Mouse	Engineer Signature: Kai
Mode: TX 2474MHz	Distance:
Model: DS-2306	
Manufacturer: Eastern Times Technology Co.,ltd	

Note: Report No.:ATE20111867 Sample No.:1101823



No.	Freq. (MHz)	Reading (dBuV/m)	Factor (dB)	Result (dBuV/m)	Limit (dBuV/m)	Margin (dB)	Detector	Height (cm)	Degree (deg.)	Remark
-----	-------------	------------------	-------------	-----------------	----------------	-------------	----------	-------------	---------------	--------



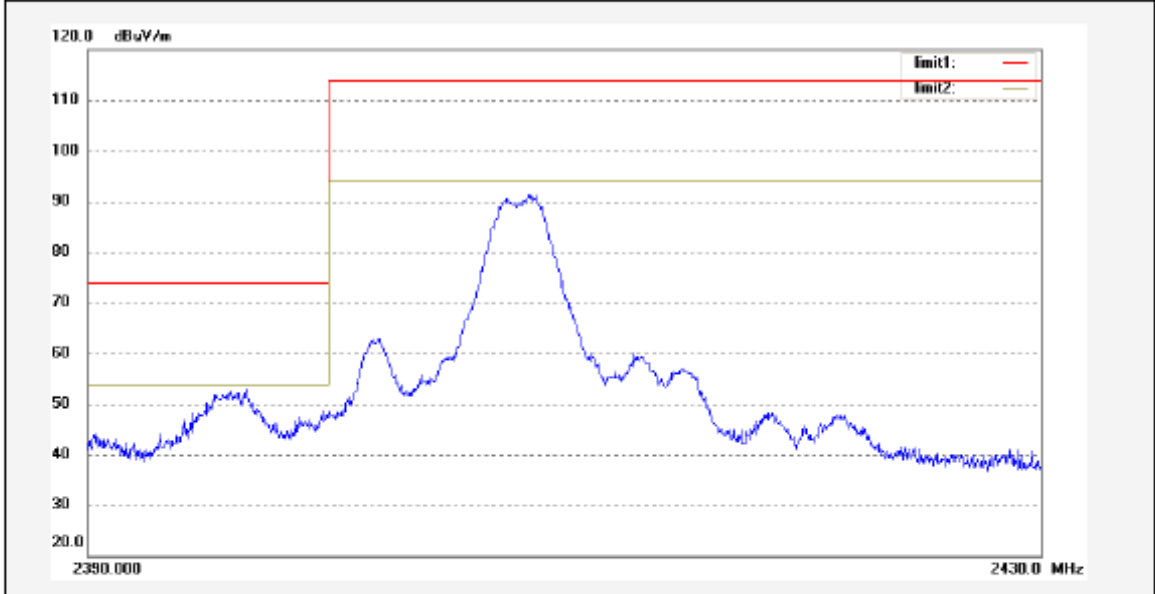
**ACCURATE TECHNOLOGY CO., LTD.**

F1,Bldg,A,Changyuan New Material Port Keyuan Rd,  
Science & Industry Park,Nanshan Shenzhen,P.R.China

Site: 966 chamber  
Tel:+86-0755-26503290  
Fax:+86-0755-26503396

Job No.: Kai #601	Polarization: Horizontal
Standard: FCC Part 15 PEAK 2.4G	Power Source: DC 3V
Test item: Radiation Test	Date: 11/10/20/
Temp.( C)/Hum.(%) 24 C / 48 %	Time: 6/38/47
EUT: 2.4G Wireless Optical Mouse	Engineer Signature: Kai
Mode: TX 2408MHz	Distance:
Model: DS-2306	
Manufacturer: Eastern Times Technology Co.,Ltd	

Note: Report No.:ATE20111867 Sample No.:1101823



No.	Freq. (MHz)	Reading (dBuV/m)	Factor (dB)	Result (dBuV/m)	Limit (dBuV/m)	Margin (dB)	Detector	Height (cm)	Degree (deg.)	Remark
-----	-------------	------------------	-------------	-----------------	----------------	-------------	----------	-------------	---------------	--------



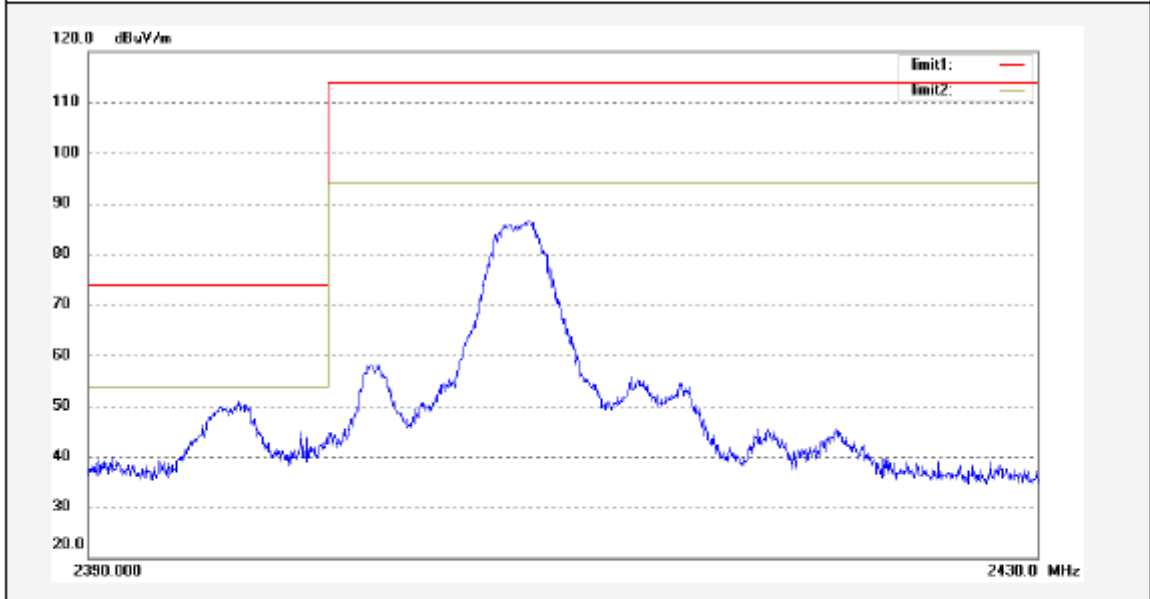
**ACCURATE TECHNOLOGY CO., LTD.**

F1,Bldg,A,Changyuan New Material Port Keyuan Rd,  
Science & Industry Park,Nanshan Shenzhen,P.R.China

Site: 966 chamber  
Tel:+86-0755-26503290  
Fax:+86-0755-26503396

Job No.: Kai #600	Polarization: Vertical
Standard: FCC Part 15 PEAK 2.4G	Power Source: DC 3V
Test item: Radiation Test	Date: 11/10/20/
Temp.( C)/Hum.(%) 24 C / 48 %	Time: 6/36/51
EUT: 2.4G Wireless Optical Mouse	Engineer Signature: Kai
Mode: TX 2408MHz	Distance:
Model: DS-2306	
Manufacturer: Eastern Times Technology Co.,ltd	

Note: Report No.:ATE20111867 Sample No.:1101823



No.	Freq. (MHz)	Reading (dBuV/m)	Factor (dB)	Result (dBuV/m)	Limit (dBuV/m)	Margin (dB)	Detector	Height (cm)	Degree (deg.)	Remark
-----	-------------	------------------	-------------	-----------------	----------------	-------------	----------	-------------	---------------	--------

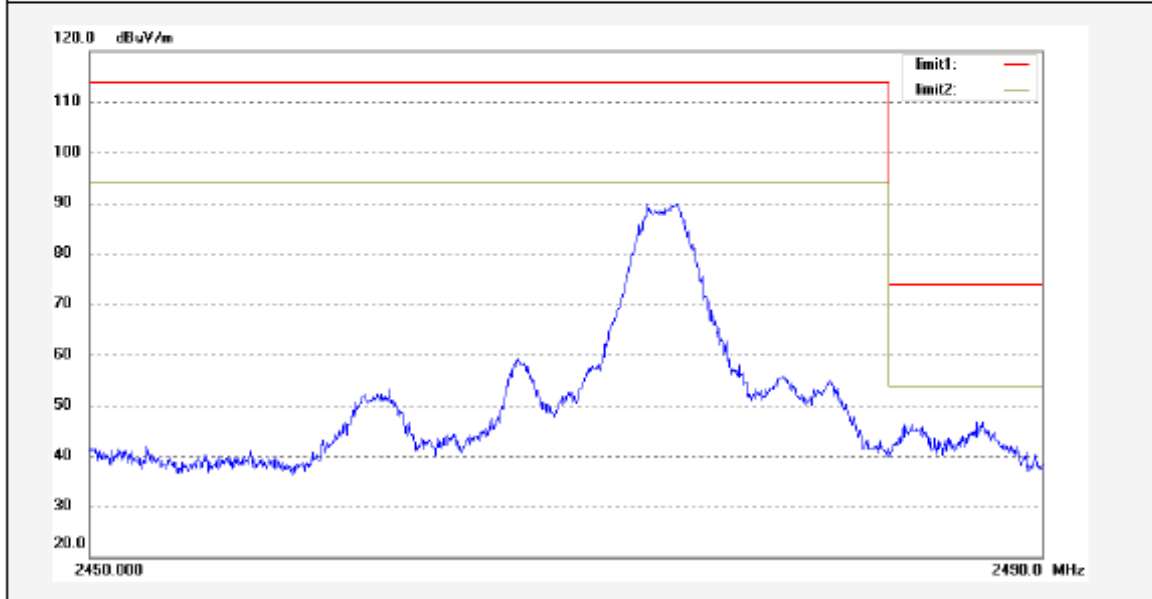


**ACCURATE TECHNOLOGY CO., LTD.**  
 F1,Bldg,A,Changyuan New Material Port Keyuan Rd,  
 Science & Industry Park,Nanshan Shenzhen,P.R.China

Site: 966 chamber  
 Tel:+86-0755-26503290  
 Fax:+86-0755-26503396

Job No.: Kai #602	Polarization: Horizontal
Standard: FCC Part 15 PEAK 2.4G	Power Source: DC 3V
Test item: Radiation Test	Date: 11/10/20/
Temp.( C)/Hum.(%) 24 C / 48 %	Time: 6/40/43
EUT: 2.4G Wireless Optical Mouse	Engineer Signature: Kai
Mode: TX 2474MHz	Distance:
Model: DS-2306	
Manufacturer: Eastern Times Technology Co.,Ltd	

Note: Report No.:ATE20111867 Sample No.:1101823



No.	Freq. (MHz)	Reading (dBuV/m)	Factor (dB)	Result (dBuV/m)	Limit (dBuV/m)	Margin (dB)	Detector	Height (cm)	Degree (deg.)	Remark
-----	-------------	------------------	-------------	-----------------	----------------	-------------	----------	-------------	---------------	--------

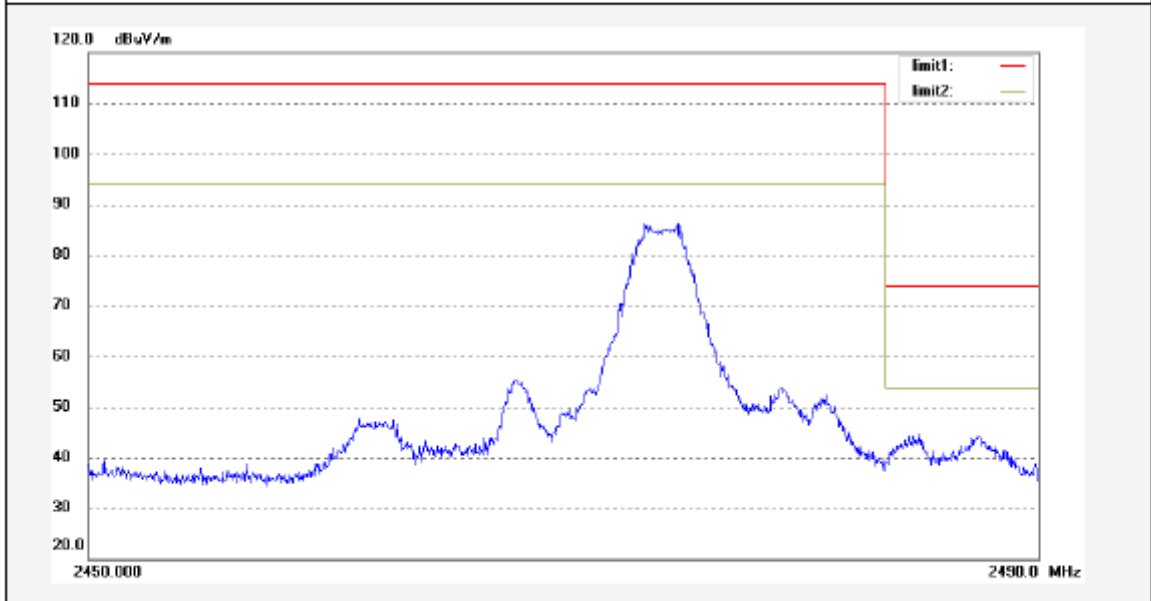


**ACCURATE TECHNOLOGY CO., LTD.**  
 F1,Bldg,A,Changyuan New Material Port Keyuan Rd,  
 Science & Industry Park,Nanshan Shenzhen,P.R.China

Site: 966 chamber  
 Tel:+86-0755-26503290  
 Fax:+86-0755-26503396

Job No.: Kai #603	Polarization: Vertical
Standard: FCC Part 15 PEAK 2.4G	Power Source: DC 3V
Test item: Radiation Test	Date: 11/10/20/
Temp.( C)/Hum.(%) 24 C / 48 %	Time: 6/43/14
EUT: 2.4G Wireless Optical Mouse	Engineer Signature: Kai
Mode: TX 2474MHz	Distance:
Model: DS-2306	
Manufacturer: Eastern Times Technology Co.,Ltd	

Note: Report No.:ATE20111867 Sample No.:1101823



No.	Freq. (MHz)	Reading (dBuV/m)	Factor (dB)	Result (dBuV/m)	Limit (dBuV/m)	Margin (dB)	Detector	Height (cm)	Degree (deg.)	Remark
-----	-------------	------------------	-------------	-----------------	----------------	-------------	----------	-------------	---------------	--------