

FCC CERTIFICATION
On Behalf of
Eastern Times Technology Co., Ltd.

2.4G Wireless Laser Mouse
Model No.: DS-2293

FCC ID: TUV2293

Prepared for : Eastern Times Technology Co., Ltd.
Address : Building 5, Penghua Industry Park, Heping Rd.(W),
Longhua, Shenzhen, Guangdong, China

Prepared by : ACCURATE TECHNOLOGY CO. LTD
Address : F1, Bldg. A, Changyuan New Material Port, Keyuan Rd.
Science & Industry Park, Nanshan, Shenzhen, Guangdong
P.R. China

Tel: (0755) 26503290
Fax: (0755) 26503396

Report Number : ATE20091064
Date of Test : July 25-27, 2009
Date of Report : July 27, 2009

TABLE OF CONTENTS

Description	Page
Test Report Certification	
1. GENERAL INFORMATION	4
1.1. Description of Device (EUT).....	4
1.2. Description of Test Facility	4
1.3. Measurement Uncertainty	5
2. MEASURING DEVICE AND TEST EQUIPMENT	6
3. SUMMARY OF TEST RESULTS.....	7
4. FUNDAMENTAL AND HARMONICS RADIATED EMISSION FOR SECTION 15.249(A) 8	8
4.1. Block Diagram of Test Setup.....	8
4.2. The Emission Limit	9
4.3. Configuration of EUT on Measurement	9
4.4. Operating Condition of EUT	9
4.5. Test Procedure	10
4.6. The Field Strength of Radiation Emission Measurement Results	11
5. RADIATED SPURIOUS EMISSION FOR SECTION 15.249(D)	14
5.1. Block Diagram of Test Setup.....	14
5.2. The Emission Limit For Section 15.249(d)	15
5.3. EUT Configuration on Measurement	15
5.4. Operating Condition of EUT	15
5.5. Test Procedure	16
5.6. The Emission Measurement Result	17
6. BAND EDGES	20
6.1. The Requirement	20
6.2. EUT Configuration on Measurement	20
6.3. Operating Condition of EUT	20
6.4. Test Procedure	20
6.5. The Measurement Result	21
7. ANTENNA REQUIREMENT.....	23
7.1. The Requirement	23
7.2. Antenna Construction	23

APPENDIX I (TEST CURVES) (22 pages)

Test Report Certification

Applicant : Eastern Times Technology Co., Ltd.
Manufacturer : Eastern Times Technology Co., Ltd.
EUT Description : 2.4G Wireless Laser Mouse
(A) MODEL NO.: DS-2293
(B) SERIAL NO.: N/A
(C) POWER SUPPLY: 1.5V DC (“AAA” battery 1 ×)


Measurement Procedure Used:

FCC Rules and Regulations Part 15 Subpart C Section 15.249
ANSI C63.4: 2003

The device described above is tested by ACCURATE TECHNOLOGY CO. LTD to determine the maximum emission levels emanating from the device. The maximum emission levels are compared to the FCC Part 15 Subpart C Section 15.249 limits. The measurement results are contained in this test report and ACCURATE TECHNOLOGY CO. LTD is assumed full responsibility for the accuracy and completeness of these measurements. Also, this report shows that the Equipment Under Test (EUT) is to be technically compliant with the FCC requirements.

This report applies to above tested sample only. This report shall not be reproduced in part without written approval of ACCURATE TECHNOLOGY CO. LTD.

Date of Test : July 25-27, 2009

Prepared by : 
(Engineer)

Approved & Authorized Signer : 
(Manager)

1. GENERAL INFORMATION

1.1. Description of Device (EUT)

EUT	:	2.4G Wireless Laser Mouse
Model Number	:	DS-2293
Power Supply	:	1.5V DC (“AAA” battery 1×)
Operate Frequency	:	2402-2478MHz
Channel Number	:	48
Applicant Address	:	Eastern Times Technology Co., Ltd. Building 5, Penghua Industry Park, Heping Rd.(W), Longhua, Shenzhen, Guangdong, China
Manufacturer Address	:	Eastern Times Technology Co., Ltd. Building 5, Penghua Industry Park, Heping Rd.(W), Longhua, Shenzhen, Guangdong, China
Date of sample received	:	July 24, 2009
Date of Test	:	July 25-27, 2009

1.2. Description of Test Facility

EMC Lab	:	Accredited by TUV Rheinland Shenzhen Listed by FCC The Registration Number is 752051 Listed by Industry Canada The Registration Number is 5077A-2 Accredited by China National Accreditation Committee for Laboratories The Certificate Registration Number is L3193
Name of Firm	:	ACCURATE TECHNOLOGY CO. LTD
Site Location	:	F1, Bldg. A, Changyuan New Material Port, Keyuan Rd. Science & Industry Park, Nanshan, Shenzhen, Guangdong P.R. China

1.3.Measurement Uncertainty

Conducted Emission Expanded Uncertainty = 2.23dB, k=2

Radiated emission expanded uncertainty
(9kHz-30MHz) = 3.08dB, k=2

Radiated emission expanded uncertainty
(30MHz-1000MHz) = 4.42dB, k=2

Radiated emission expanded uncertainty
(Above 1GHz) = 4.06dB, k=2

2. MEASURING DEVICE AND TEST EQUIPMENT

Table 1: List of Test and Measurement Equipment

Kind of equipment	Manufacturer	Type	S/N	Calibrated until
EMI Test Receiver	Rohde&Schwarz	ESCS30	100307	03.28.2010
EMI Test Receiver	Rohde&Schwarz	ESPI3	101526/003	03.28.2010
Spectrum Analyzer	Agilent	E7405A	MY45115511	03.28.2010
Pre-Amplifier	Rohde&Schwarz	CBLU118354 0-01	3791	03.30.2010
Loop Antenna	Schwarzbeck	FMZB1516	1516131	03.28.2010
Bilog Antenna	Schwarzbeck	VULB9163	9163-323	03.28.2010
Horn Antenna	Schwarzbeck	BBHA9120D	9120D-655	12.19.2009
Horn Antenna	Schwarzbeck	BBHA9170	9170-359	10.09.2009
LISN	Rohde&Schwarz	ESH3-Z5	100305	03.28.2010
LISN	Schwarzbeck	NSLK8126	8126431	03.28.2010

3. SUMMARY OF TEST RESULTS

FCC Rules	Description of Test	Result
Section 15.207	Conducted Emission	N/A
Section 15.249(a)	Fundamental and Harmonics Radiated Emission	Compliant
Section 15.249(d)	Radiated Spurious Emission	Compliant
Section 15.249(d)	Band Edge	Compliant

Remark: "N/A" means "Not applicable".

4. FUNDAMENTAL AND HARMONICS RADIATED EMISSION FOR SECTION 15.249(A)

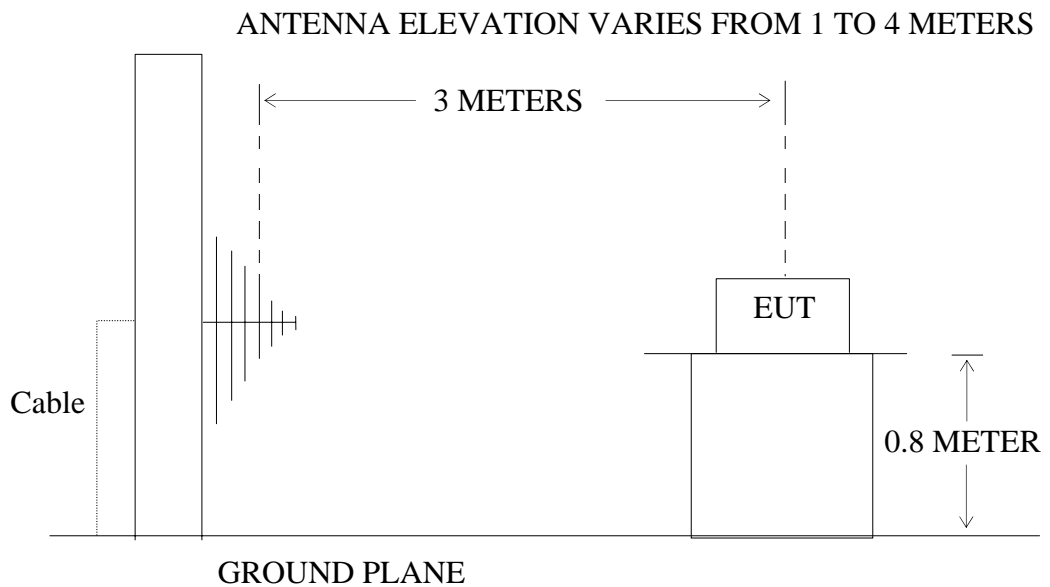
4.1. Block Diagram of Test Setup

4.1.1. Block diagram of connection between the EUT and simulators



(EUT: 2.4G Wireless Laser Mouse)

4.1.2. Semi-Anechoic Chamber Test Setup Diagram



(EUT: 2.4G Wireless Laser Mouse)

4.2.The Emission Limit

4.2.1.For intentional radiators, According to section 15.249(a), Operation within the frequency band of 2.4 to 2.4835GHz, The fundamental field strength shall not exceed 94 dB μ V/m and the harmonics shall not exceed 54 dB μ V/m.

Fundamental Frequency	Field Strength of Fundamental (millivolts/meter)	Field Strength of harmonics (microvolts/meter)
902-928MHz	50	500
2400-2483.5MHz	50	500
5725-5875MHz	50	500
24.0-24.25GHz	250	2500

4.2.2.According to section 15.249(e), as shown in section 15.35(b), the peak field strength of any emission shall not exceed the maximum permitted average limits specified above by more than 20 dB under any condition of modulation.

4.3.Configuration of EUT on Measurement

The following equipment are installed on Radiated Emission Measurement to meet the commission requirements and operating regulations in a manner which tends to maximize its emission characteristics in normal application.

4.3.1. 2.4G Wireless Laser Mouse (EUT)

Model Number : DS-2293
 Serial Number : N/A
 Manufacturer : Eastern Times Technology Co., Ltd.

4.4.Operating Condition of EUT

4.4.1.Setup the EUT and simulator as shown as Section 4.1.

4.4.2.Turn on the power of all equipment.

4.4.3. Let the EUT work in TX modes measure it. The transmit frequency are 2402-2478MHz. We are select 2402MHz, 2440MHz, 2478MHz TX frequency to transmit.

4.5. Test Procedure

The EUT and its simulators are placed on a turntable, which is 0.8 meter high above ground. The turntable can rotate 360 degrees to determine the position of the maximum emission level. EUT is set 3.0 meters away from the receiving antenna, which is mounted on an antenna tower. The antenna can be moved up and down between 1.0 meter and 4 meters to find out the maximum emission level. Broadband antenna (calibrated bilog antenna) is used as receiving antenna. Both horizontal and vertical polarizations of the antenna are set on measurement. In order to find the maximum emission levels, all of the interface cables must be manipulated according to ANSI C63.4: 2003 on radiated emission measurement. The EUT was tested in 3 orthogonal planes.

The bandwidth of test receiver is set at 1MHz.

4.6. The Field Strength of Radiation Emission Measurement Results

PASS.

Date of Test:	July 25-27, 2009	Temperature:	25°C
EUT:	2.4G Wireless Laser Mouse	Humidity:	50%
Model No.:	DS-2293	Power Supply:	1.5V DC (“AAA” battery 1×)
Test Mode:	TX 2402MHz	Test Engineer:	Joe

Fundamental Radiated Emissions

Frequency (MHz)	Reading(dBμV/m)		Factor(dB) Corr.	Result(dBμV/m)		Limit(dBμV/m)		Margin(dB)		Polarization
	AV	PEAK		AV	PEAK	AV	PEAK	AV	PEAK	
2402.280	88.83	95.27	-7.45	81.38	87.82	94	114	-12.62	-26.18	Vertical
2402.280	97.91	104.29	-7.45	90.46	96.84	94	114	-3.54	-17.16	Horizontal

Harmonics Radiated Emissions

Frequency (MHz)	Reading(dBμV/m)		Factor(dB) Corr.	Result(dBμV/m)		Limit(dBμV/m)		Margin(dB)		Polarization
	AV	PEAK		AV	PEAK	AV	PEAK	AV	PEAK	
4804.554	41.67	47.90	-0.30	41.37	47.60	54	74	-12.63	-26.40	Vertical
4804.554	48.04	54.41	-0.30	47.74	54.11	54	74	-6.26	-19.89	Horizontal

Note:

1. Emissions attenuated more than 20 dB below the permissible value are not reported.
2. The field strength is calculated by adding the antenna factor, high pass filter loss(if used) and cable loss, and subtracting the amplifier gain(if any)from the measured reading. The basic equation calculation is as follows:

$$\text{Result} = \text{Reading} + \text{Corrected Factor}$$

$$\text{Where Corrected Factor} = \text{Antenna Factor} + \text{Cable Loss} + \text{High Pass Filter Loss} - \text{Amplifier Gain}$$

3. The spectral diagrams in appendix I display the measurement of peak values.

Date of Test:	July 25-27, 2009	Temperature:	25°C
EUT:	2.4G Wireless Laser Mouse	Humidity:	50%
Model No.:	DS-2293	Power Supply:	1.5V DC (“AAA” battery 1×)
Test Mode:	TX 2440MHz	Test Engineer:	Joe

Fundamental Radiated Emissions

Frequency (MHz)	Reading(dBμV/m)		Factor(dB) Corr.	Result(dBμV/m)		Limit(dBμV/m)		Margin(dB)		Polarization
	AV	PEAK		AV	PEAK	AV	PEAK	AV	PEAK	
2440.280	87.92	94.19	-7.36	80.56	86.83	94	114	-13.44	-27.17	Vertical
2440.280	96.19	102.57	-7.36	88.83	95.21	94	114	-5.17	-18.79	Horizontal

Harmonics Radiated Emissions

Frequency (MHz)	Reading(dBμV/m)		Factor(dB) Corr.	Result(dBμV/m)		Limit(dBμV/m)		Margin(dB)		Polarization
	AV	PEAK		AV	PEAK	AV	PEAK	AV	PEAK	
-	-	-	-	-	-	-	-	-	-	Vertical
-	-	-	-	-	-	-	-	-	-	Horizontal

Note:

- Emissions attenuated more than 20 dB below the permissible value are not reported.
- The field strength is calculated by adding the antenna factor, high pass filter loss(if used) and cable loss, and subtracting the amplifier gain(if any)from the measured reading. The basic equation calculation is as follows:

$$\text{Result} = \text{Reading} + \text{Corrected Factor}$$

Where Corrected Factor = Antenna Factor + Cable Loss + High Pass Filter Loss – Amplifier Gain
- The spectral diagrams in appendix I display the measurement of peak values.

Date of Test:	July 25-27, 2009	Temperature:	25°C
EUT:	2.4G Wireless Laser Mouse	Humidity:	50%
Model No.:	DS-2293	Power Supply:	1.5V DC (“AAA” battery 1×)
Test Mode:	TX 2478MHz	Test Engineer:	Joe

Fundamental Radiated Emissions

Frequency (MHz)	Reading(dBμV/m)		Factor(dB) Corr.	Result(dBμV/m)		Limit(dBμV/m)		Margin(dB)		Polarization
	AV	PEAK		AV	PEAK	AV	PEAK	AV	PEAK	
2478.280	89.01	95.28	-7.37	81.64	87.91	94	114	-12.36	-26.09	Vertical
2478.280	97.38	103.61	-7.37	90.01	96.24	94	114	-3.99	-17.76	Horizontal

Harmonics Radiated Emissions

Frequency (MHz)	Reading(dBμV/m)		Factor(dB) Corr.	Result(dBμV/m)		Limit(dBμV/m)		Margin(dB)		Polarization
	AV	PEAK		AV	PEAK	AV	PEAK	AV	PEAK	
4956.556	41.24	47.41	0.51	41.75	47.92	54	74	-12.25	-26.08	Vertical
4956.556	42.51	48.80	0.51	43.02	49.31	54	74	-10.98	-24.69	Horizontal

Note:

1. Emissions attenuated more than 20 dB below the permissible value are not reported.
2. The field strength is calculated by adding the antenna factor, high pass filter loss(if used) and cable loss, and subtracting the amplifier gain(if any)from the measured reading. The basic equation calculation is as follows:

$$\text{Result} = \text{Reading} + \text{Corrected Factor}$$

Where Corrected Factor = Antenna Factor + Cable Loss + High Pass Filter Loss – Amplifier Gain
3. The spectral diagrams in appendix I display the measurement of peak values.

5. RADIATED SPURIOUS EMISSION FOR SECTION 15.249(D)

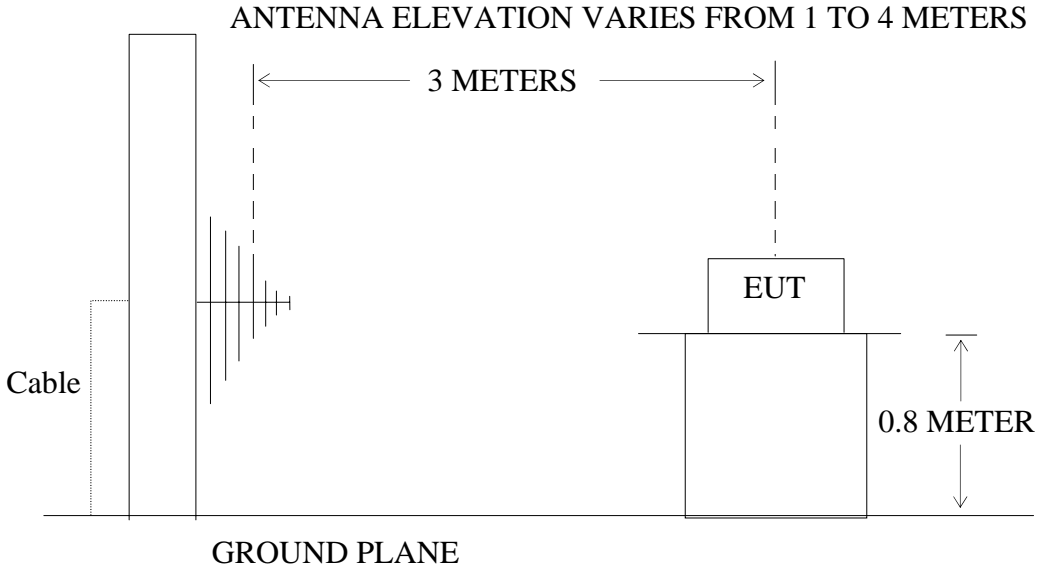
5.1. Block Diagram of Test Setup

5.1.1. Block diagram of connection between the EUT and simulators



(EUT: 2.4G Wireless Laser Mouse)

5.1.2. Semi-Anechoic Chamber Test Setup Diagram



(EUT: 2.4G Wireless Laser Mouse)

5.2.The Emission Limit For Section 15.249(d)

5.2.1.Emission radiated outside of the specified frequency bands, except for harmonics, shall be comply with the general radiated emission limits in Section 15.209.

Radiation Emission Measurement Limits According to Section 15.209

Frequency (MHz)	Limit		The final measurement in band 9-90kHz, 110-490kHz and above 1000MHz is performed with Average detector. Except those frequency bands mention above, the final measurement for frequencies below 1000MHz is performed with Quasi Peak detector.
	Field Strength of Quasi-peak Value (microvolts/m)	Field Strength of Quasi-peak Value (dB μ V/m)	
30 - 88	100	40	
88 - 216	150	43.5	
216 - 960	200	46	
Above 960	500	54	

5.3.EUT Configuration on Measurement

The following equipment are installed on the emission Measurement to meet the commission requirements and operating regulations in a manner which tends to maximize its emission characteristics in normal application.

5.3.1. 2.4G Wireless Laser Mouse (EUT)

Model Number : DS-2293
 Serial Number : N/A
 Manufacturer : Eastern Times Technology Co., Ltd.

5.4.Operating Condition of EUT

5.4.1.Setup the EUT and simulator as shown as Section 5.1.

5.4.2.Turn on the power of all equipment.

5.4.3. Let the EUT work in TX modes measure it. The transmit frequency are 2402-2478MHz. We are select 2402MHz, 2440MHz, 2478MHz TX frequency to transmit.

5.5. Test Procedure

The EUT and its simulators are placed on a turntable, which is 0.8 meter high above ground. The turntable can rotate 360 degrees to determine the position of the maximum emission level. EUT is set 3.0 meters away from the receiving antenna, which is mounted on an antenna tower. The antenna can be moved up and down between 1.0 meter and 4 meters to find out the maximum emission level. Broadband antenna (calibrated bilog antenna) is used as receiving antenna. Both horizontal and vertical polarizations of the antenna are set on measurement. In order to find the maximum emission levels, all of the interface cables must be manipulated according to ANSI C63.4: 2003 on radiated emission measurement. The EUT was tested in 3 orthogonal planes.

The bandwidth of test receiver is set at 120kHz in 30-1000MHz. and set at 1MHz in above 1000MHz.

The frequency range from 30MHz to 25000MHz is checked.

The final measurement in band 9-90kHz, 110-490kHz and above 1000MHz is performed with Average detector. Except those frequency bands mention above, the final measurement for frequencies below 1000MHz is performed with Quasi Peak detector.

5.6.The Emission Measurement Result

PASS.

Date of Test:	<u>July 25-27, 2009</u>	Temperature:	<u>25°C</u>
EUT:	<u>2.4G Wireless Laser Mouse</u>	Humidity:	<u>50%</u>
Model No.:	<u>DS-2293</u>	Power Supply:	<u>1.5V DC (“AAA” battery 1×)</u>
Test Mode:	<u>TX 2402MHz</u>	Test Engineer:	<u>Joe</u>

Frequency (MHz)	Reading (dBμV/m)	Factor(dB) Corr.	Result (dBμV/m)	Limit (dBμV/m)	Margin (dB)	Polarization
	QP		QP	QP	QP	
-	-	-	-	-	-	Vertical
-	-	-	-	-	-	Horizontal

Note:

1. Emissions attenuated more than 20 dB below the permissible value are not reported.
2. The field strength is calculated by adding the antenna factor, high pass filter loss(if used) and cable loss, and subtracting the amplifier gain(if any)from the measured reading. The basic equation calculation is as follows:

$$\text{Result} = \text{Reading} + \text{Corrected Factor}$$

$$\text{Where Corrected Factor} = \text{Antenna Factor} + \text{Cable Loss} + \text{High Pass Filter Loss} - \text{Amplifier Gain}$$

3. The spectral diagrams in appendix I display the measurement of peak values.

Date of Test:	<u>July 25-27, 2009</u>	Temperature:	<u>25°C</u>
EUT:	<u>2.4G Wireless Laser Mouse</u>	Humidity:	<u>50%</u>
Model No.:	<u>DS-2293</u>	Power Supply:	<u>1.5V DC (“AAA” battery 1×)</u>
Test Mode:	<u>TX 2440MHz</u>	Test Engineer:	<u>Joe</u>

Frequency (MHz)	Reading (dBµV/m)	Factor(dB) Corr.	Result (dBµV/m)	Limit (dBµV/m)	Margin (dB)	Polarization
	QP		QP	QP	QP	
-	-	-	-	-	-	Vertical
-	-	-	-	-	-	Horizontal

Note:

1. Emissions attenuated more than 20 dB below the permissible value are not reported.
2. The field strength is calculated by adding the antenna factor, high pass filter loss(if used) and cable loss, and subtracting the amplifier gain(if any)from the measured reading. The basic equation calculation is as follows:

$$\text{Result} = \text{Reading} + \text{Corrected Factor}$$

$$\text{Where Corrected Factor} = \text{Antenna Factor} + \text{Cable Loss} + \text{High Pass Filter Loss} - \text{Amplifier Gain}$$

3. The spectral diagrams in appendix I display the measurement of peak values.

Date of Test:	<u>July 25-27, 2009</u>	Temperature:	<u>25°C</u>
EUT:	<u>2.4G Wireless Laser Mouse</u>	Humidity:	<u>50%</u>
Model No.:	<u>DS-2293</u>	Power Supply:	<u>1.5V DC (“AAA” battery 1×)</u>
Test Mode:	<u>TX 2478MHz</u>	Test Engineer:	<u>Joe</u>

Frequency (MHz)	Reading (dBµV/m)	Factor(dB) Corr.	Result (dBµV/m)	Limit (dBµV/m)	Margin (dB)	Polarization
	QP		QP	QP	QP	
-	-	-	-	-	-	Vertical
-	-	-	-	-	-	Horizontal

Note:

1. Emissions attenuated more than 20 dB below the permissible value are not reported.
2. The field strength is calculated by adding the antenna factor, high pass filter loss(if used) and cable loss, and subtracting the amplifier gain(if any)from the measured reading. The basic equation calculation is as follows:

$$\text{Result} = \text{Reading} + \text{Corrected Factor}$$

$$\text{Where Corrected Factor} = \text{Antenna Factor} + \text{Cable Loss} + \text{High Pass Filter Loss} - \text{Amplifier Gain}$$

3. The spectral diagrams in appendix I display the measurement of peak values.

6. BAND EDGES

6.1.The Requirement

6.1.1.Band Edge from 2400MHz to 2483.5MHz. Emission radiated outside of the specified frequency bands, except for harmonics, shall be attenuated by at least 50 dB below the level of the fundamental or to the general radiated emission limits in Section 15.209, whichever is the lesser attenuation.

6.2.EUT Configuration on Measurement

The following equipment are installed on the emission Measurement to meet the commission requirements and operating regulations in a manner which tends to maximize its emission characteristics in normal application.

6.2.1. 2.4G Wireless Laser Mouse (EUT)

Model Number : DS-2293
 Serial Number : N/A
 Manufacturer : Eastern Times Technology Co., Ltd.

6.3.Operating Condition of EUT

6.3.1.Setup the EUT and simulator as shown as Section 4.1.

6.3.2.Turn on the power of all equipment.

6.3.3.Let the EUT work in TX modes measure it. The transmit frequency are 2402-2478MHz. We are select 2402MHz, 2478MHz TX frequency to transmit.

6.4.Test Procedure

1. The EUT is placed on a turntable, which is 0.8m above the ground plane and worked at highest radiated power.
2. The turntable was rotated for 360 degrees to determine the position of maximum emission level.
3. EUT is set 3m away from the receiving antenna, which is varied from 1m to 4m to find out the highest emission.
4. Set the spectrum analyzer in the following setting in order to capture the lower and upper band-edges of the emission:
 RBW=1MHz, VBW=1MHz

6.5.The Measurement Result

Pass.

Date of Test:	July 25, 2009	Temperature:	25°C
EUT:	2.4G Wireless Laser Mouse	Humidity:	50%
Model No.:	DS-2293	Power Supply:	1.5V DC (“AAA” battery 1×)
Test Mode:	TX 2402MHz	Test Engineer:	Joe

Frequency (MHz)	Reading(dBμV/m)		Factor(dB) Corr.	Result(dBμV/m)		Limit(dBμV/m)		Margin(dB)		Polarization
	AV	PEAK		AV	PEAK	AV	PEAK	AV	PEAK	
2400.000	54.32	60.59	-7.46	46.86	53.13	54	74	-7.14	-20.87	Vertical
2400.000	55.04	61.33	-7.46	47.58	53.87	54	74	-6.42	-20.13	Horizontal

Note:

1. Emissions attenuated more than 20 dB below the permissible value are not reported.
2. The field strength is calculated by adding the antenna factor, high pass filter loss(if used) and cable loss, and subtracting the amplifier gain(if any)from the measured reading. The basic equation calculation is as follows:

$$\text{Result} = \text{Reading} + \text{Corrected Factor}$$

$$\text{Where Corrected Factor} = \text{Antenna Factor} + \text{Cable Loss} + \text{High Pass Filter Loss} - \text{Amplifier Gain}$$

3. The spectral diagrams in appendix I display the measurement of peak values.

Date of Test:	<u>July 25, 2009</u>	Temperature:	<u>25°C</u>
EUT:	<u>2.4G Wireless Laser Mouse</u>	Humidity:	<u>50%</u>
Model No.:	<u>DS-2293</u>	Power Supply:	<u>1.5V DC (“AAA” battery 1×)</u>
Test Mode:	<u>TX 2478MHz</u>	Test Engineer:	<u>Joe</u>

Frequency (MHz)	Reading(dBμV/m)		Factor(dB) Corr.	Result(dBμV/m)		Limit(dBμV/m)		Margin(dB)		Polarization
	AV	PEAK		AV	PEAK	AV	PEAK	AV	PEAK	
2483.500	47.83	54.11	-7.37	40.46	46.74	54	74	-13.54	-27.26	Vertical
2483.500	45.68	51.95	-7.37	38.31	44.58	54	74	-15.69	-29.42	Horizontal

Note:

1. Emissions attenuated more than 20 dB below the permissible value are not reported.
2. The field strength is calculated by adding the antenna factor, high pass filter loss(if used) and cable loss, and subtracting the amplifier gain(if any)from the measured reading. The basic equation calculation is as follows:

$$\text{Result} = \text{Reading} + \text{Corrected Factor}$$

$$\text{Where Corrected Factor} = \text{Antenna Factor} + \text{Cable Loss} + \text{High Pass Filter Loss} - \text{Amplifier Gain}$$

3. The spectral diagrams in appendix I display the measurement of peak values.


7. ANTENNA REQUIREMENT

7.1.The Requirement

7.1.1. According to Section 15.203, an intentional radiator shall be designed to ensure that no antenna other than that furnished by the responsible party shall be used with the device.

7.2.Antenna Construction

The antenna is PCB Layout antenna, no consideration of replacement.



APPENDIX I (Test Curves)

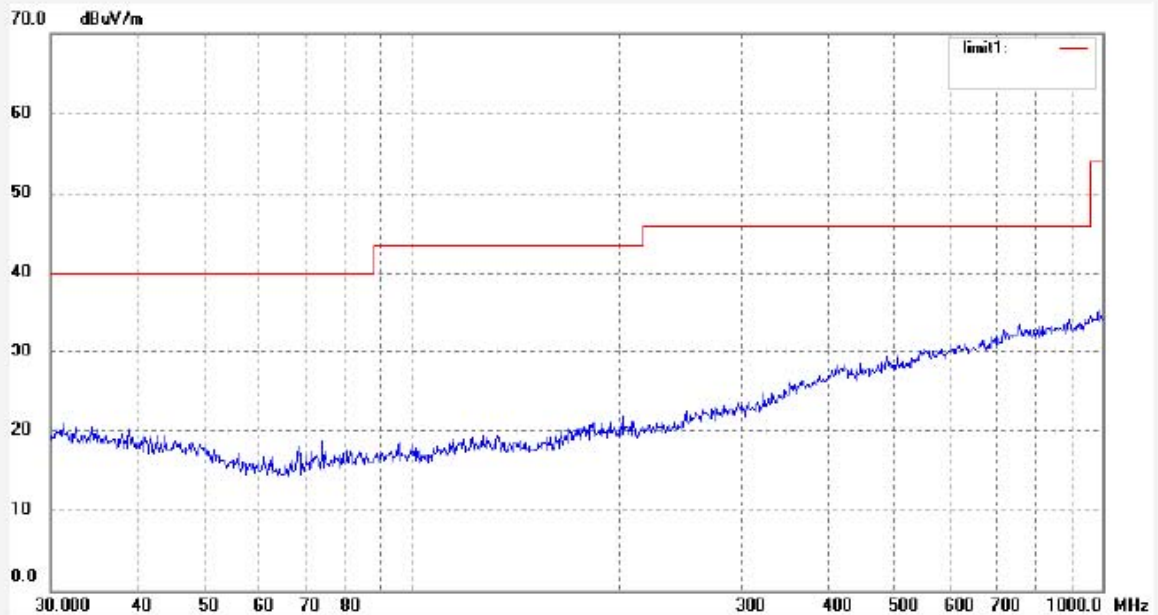


ACCURATE TECHNOLOGY CO., LTD.
 F1,Bldg,A,Changyuan New Material Port Keyuan Rd,
 Science & Industry Park,Nanshan Shenzhen,P.R.China

Site: 966 chamber
 Tel:+86-0755-26503290
 Fax:+86-0755-26503396

Job No.: RTTE #2103	Polarization: Horizontal
Standard: FCC Class B 3M Radiated	Power Source: DC 1.5V
Test item: Radiation Test	Date: 09/07/26/
Temp.(C)/Hum.(%) 25 C / 50 %	Time: 9/00/48
EUT: 2.4G Wireless Laser Mouse	Engineer Signature: Joe
Mode: TX 2402MHz	Distance: 3m
Model: DS-2293	
Manufacturer: Eastern Times Technology Co., Ltd	

Note: Sample No.:091271 Report No.:ATE20091064



No.	Freq. (MHz)	Reading (dBuV/m)	Factor (dB)	Result (dBuV/m)	Limit (dBuV/m)	Margin (dB)	Detector	Height (cm)	Degree (deg.)	Remark
-----	-------------	------------------	-------------	-----------------	----------------	-------------	----------	-------------	---------------	--------



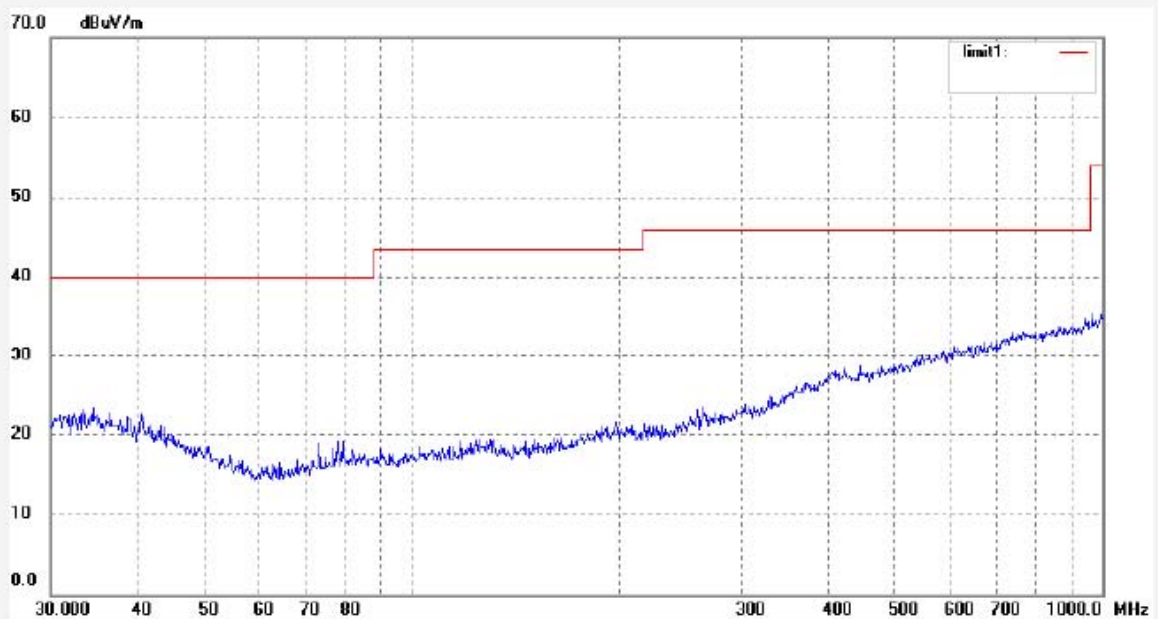
ACCURATE TECHNOLOGY CO., LTD.

F1,Bldg,A,Changyuan New Material Port Keyuan Rd,
Science & Industry Park,Nanshan Shenzhen,P.R.China

Site: 966 chamber
Tel:+86-0755-26503290
Fax:+86-0755-26503396

Job No.: RTTE #2104	Polarization: Vertical
Standard: FCC Class B 3M Radiated	Power Source: DC 1.5V
Test item: Radiation Test	Date: 09/07/26/
Temp.(C)/Hum.(%) 25 C / 50 %	Time: 9/03/51
EUT: 2.4G Wireless Laser Mouse	Engineer Signature: Joe
Mode: TX 2402MHz	Distance: 3m
Model: DS-2293	
Manufacturer: Eastern Times Technology Co., Ltd	

Note: Sample No.:091271 Report No.:ATE20091064



No.	Freq. (MHz)	Reading (dBuV/m)	Factor (dB)	Result (dBuV/m)	Limit (dBuV/m)	Margin (dB)	Detector	Height (cm)	Degree (deg.)	Remark
-----	-------------	------------------	-------------	-----------------	----------------	-------------	----------	-------------	---------------	--------



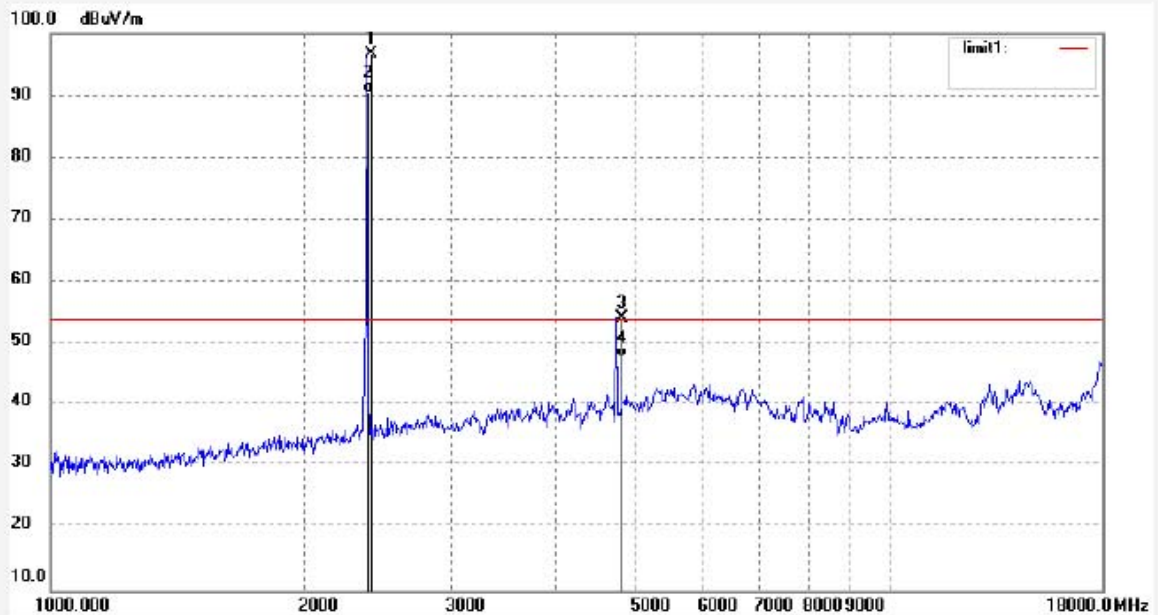
ACCURATE TECHNOLOGY CO., LTD.

F1,Bldg,A,Changyuan New Material Port Keyuan Rd,
Science & Industry Park,Nanshan Shenzhen,P.R.China

Site: 966 chamber
Tel:+86-0755-26503290
Fax:+86-0755-26503396

Job No.: RTTE #2126	Polarization: Horizontal
Standard: FCC Class B 3M Radiated	Power Source: DC 1.5V
Test item: Radiation Test	Date: 09/07/25/
Temp.(C)/Hum.(%) 25 C / 50 %	Time: 8/42/07
EUT: 2.4G Wireless Laser Mouse	Engineer Signature: Joe
Mode: TX 2402MHz	Distance: 3m
Model: DS-2293	
Manufacturer: Eastern Times Technology Co., Ltd	

Note: Sample No.:091271 Report No.:ATE20091064



No.	Freq. (MHz)	Reading (dBuV/m)	Factor (dB)	Result (dBuV/m)	Limit (dBuV/m)	Margin (dB)	Detector	Height (cm)	Degree (deg.)	Remark
1	2402.280	104.29	-7.45	96.84	114.00	-17.16	peak			
2	2402.280	97.91	-7.45	90.46	94.00	-3.54	AVG			
3	4804.554	54.41	-0.30	54.11	74.00	-19.89	peak			
4	4804.554	48.04	-0.30	47.74	54.00	-6.26	AVG			



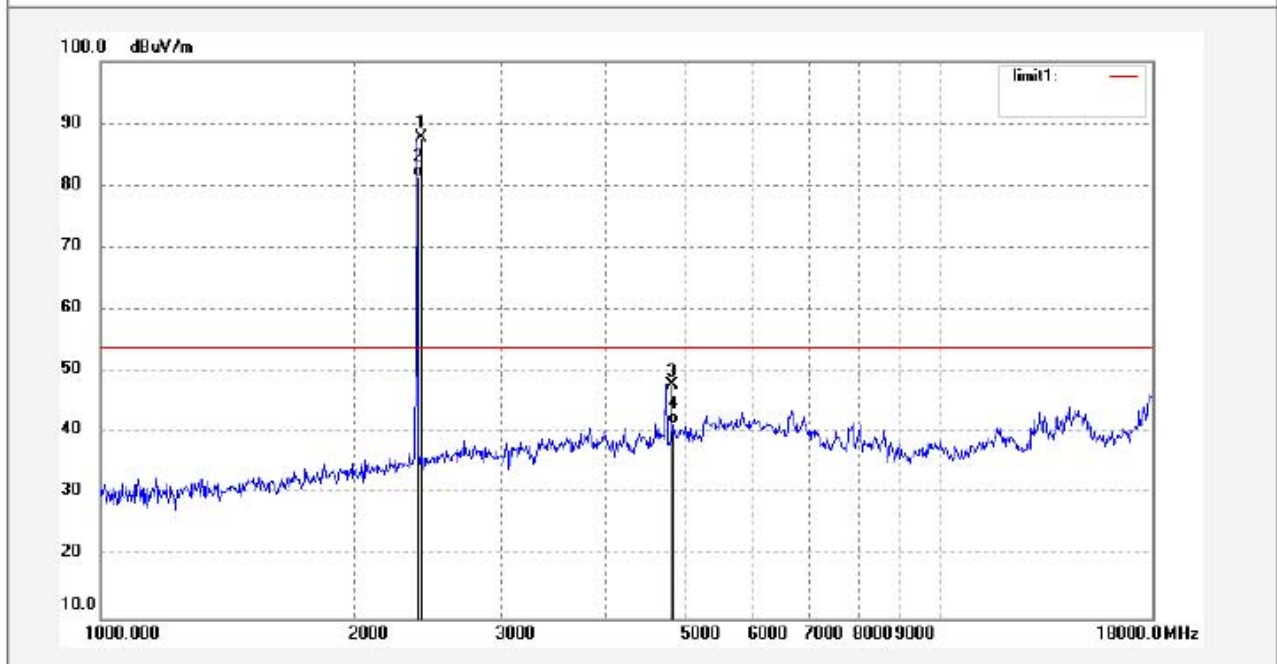
ACCURATE TECHNOLOGY CO., LTD.

F1,Bldg,A,Changyuan New Material Port Keyuan Rd,
Science & Industry Park,Nanshan Shenzhen,P.R.China

Site: 966 chamber
Tel:+86-0755-26503290
Fax:+86-0755-26503396

Job No.: RTTE #2125	Polarization: Vertical
Standard: FCC Class B 3M Radiated	Power Source: DC 1.5V
Test item: Radiation Test	Date: 09/07/25/
Temp.(C)/Hum.(%) 25 C / 50 %	Time: 8/39/01
EUT: 2.4G Wireless Laser Mouse	Engineer Signature: Joe
Mode: TX 2402MHz	Distance: 3m
Model: DS-2293	
Manufacturer: Eastern Times Technology Co., Ltd	

Note: Sample No.:091271 Report No.:ATE20091064



No.	Freq. (MHz)	Reading (dBuV/m)	Factor (dB)	Result (dBuV/m)	Limit (dBuV/m)	Margin (dB)	Detector	Height (cm)	Degree (deg.)	Remark
1	2402.280	95.27	-7.45	87.82	114.00	-26.18	peak			
2	2402.280	88.83	-7.45	81.38	94.00	-12.62	AVG			
3	4804.554	47.90	-0.30	47.60	74.00	-26.40	peak			
4	4804.554	41.67	-0.30	41.37	54.00	-12.63	AVG			



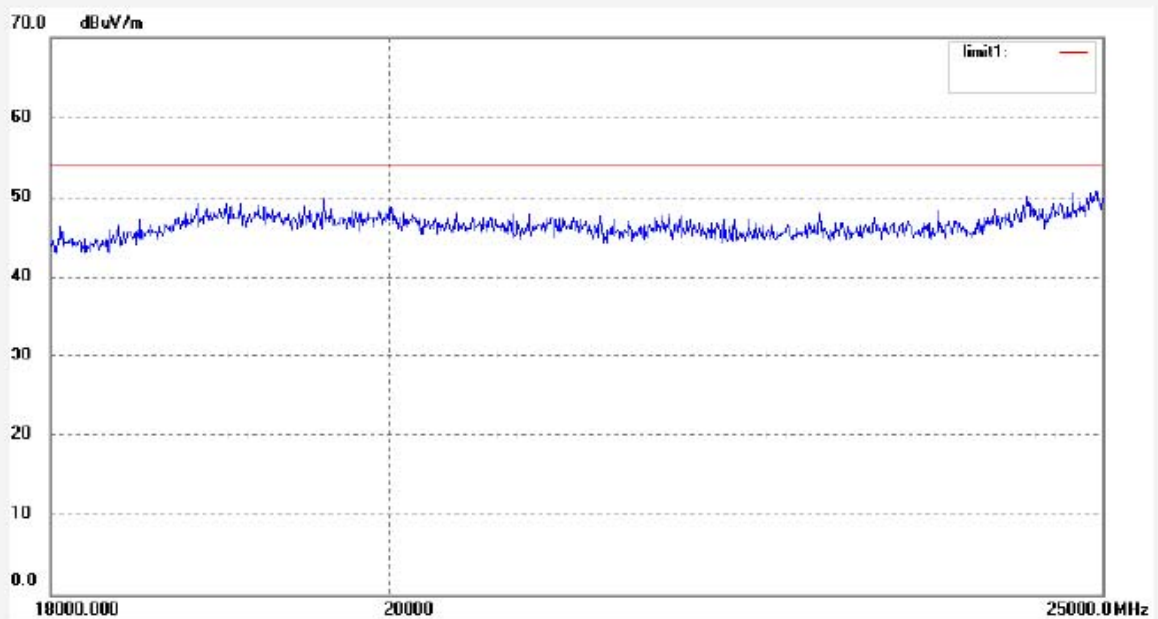
ACCURATE TECHNOLOGY CO., LTD.

F1,Bldg,A,Changyuan New Material Port Keyuan Rd,
Science & Industry Park,Nanshan Shenzhen,P.R.China

Site: 966 chamber
Tel:+86-0755-26503290
Fax:+86-0755-26503396

Job No.: RTTE #2131	Polarization: Horizontal
Standard: FCC Class B 3M Radiated	Power Source: DC 1.5V
Test item: Radiation Test	Date: 09/07/25/
Temp.(C)/Hum.(%) 25 C / 50 %	Time: 8/59/17
EUT: 2.4G Wireless Laser Mouse	Engineer Signature: Joe
Mode: TX 2402MHz	Distance: 3m
Model: DS-2293	
Manufacturer: Eastern Times Technology Co., Ltd	

Note: Sample No.:091271 Report No.:ATE20091064



No.	Freq. (MHz)	Reading (dBuV/m)	Factor (dB)	Result (dBuV/m)	Limit (dBuV/m)	Margin (dB)	Detector	Height (cm)	Degree (deg.)	Remark
-----	-------------	------------------	-------------	-----------------	----------------	-------------	----------	-------------	---------------	--------



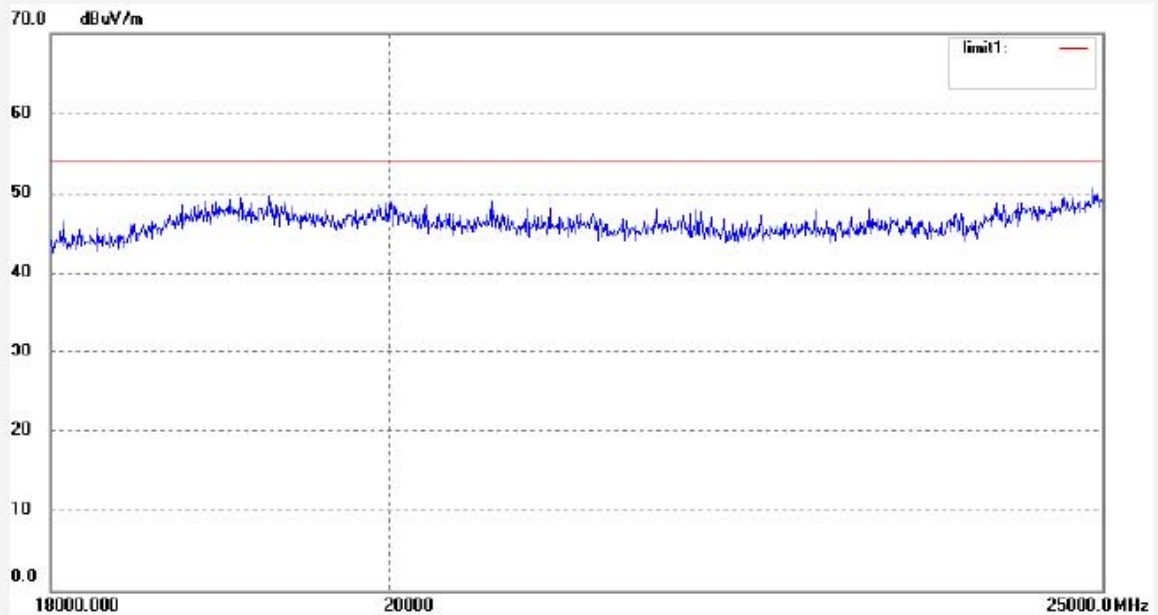
ACCURATE TECHNOLOGY CO., LTD.

F1,Bldg,A,Changyuan New Material Port Keyuan Rd,
Science & Industry Park,Nanshan Shenzhen,P.R.China

Site: 966 chamber
Tel:+86-0755-26503290
Fax:+86-0755-26503396

Job No.: RTTE #2132	Polarization: Vertical
Standard: FCC Class B 3M Radiated	Power Source: DC 1.5V
Test item: Radiation Test	Date: 09/07/25/
Temp.(C)/Hum.(%) 25 C / 50 %	Time: 8/59/41
EUT: 2.4G Wireless Laser Mouse	Engineer Signature: Joe
Mode: TX 2402MHz	Distance: 3m
Model: DS-2293	
Manufacturer: Eastern Times Technology Co., Ltd	

Note: Sample No.:091271 Report No.:ATE20091064



No.	Freq. (MHz)	Reading (dBuV/m)	Factor (dB)	Result (dBuV/m)	Limit (dBuV/m)	Margin (dB)	Detector	Height (cm)	Degree (deg.)	Remark
-----	-------------	------------------	-------------	-----------------	----------------	-------------	----------	-------------	---------------	--------



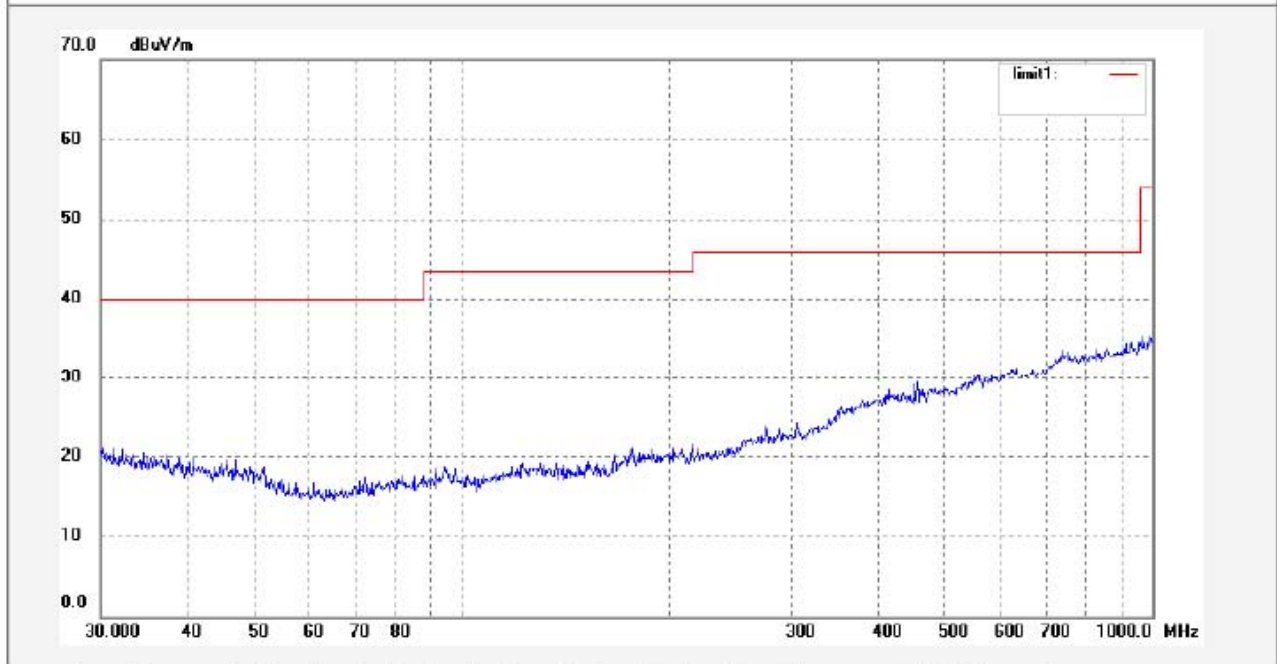
ACCURATE TECHNOLOGY CO., LTD.

F1,Bldg,A,Changyuan New Material Port Keyuan Rd,
Science & Industry Park,Nanshan Shenzhen,P.R.China

Site: 966 chamber
Tel:+86-0755-26503290
Fax:+86-0755-26503396

Job No.: RTTE #2106	Polarization: Horizontal
Standard: FCC Class B 3M Radiated	Power Source: DC 1.5V
Test item: Radiation Test	Date: 09/07/26/
Temp.(C)/Hum.(%) 25 C / 50 %	Time: 9/10/38
EUT: 2.4G Wireless Laser Mouse	Engineer Signature: Joe
Mode: TX 2440MHz	Distance: 3m
Model: DS-2293	
Manufacturer: Eastern Times Technology Co., Ltd	

Note: Sample No.:091271 Report No.:ATE20091064



No.	Freq. (MHz)	Reading (dBuV/m)	Factor (dB)	Result (dBuV/m)	Limit (dBuV/m)	Margin (dB)	Detector	Height (cm)	Degree (deg.)	Remark
-----	-------------	------------------	-------------	-----------------	----------------	-------------	----------	-------------	---------------	--------

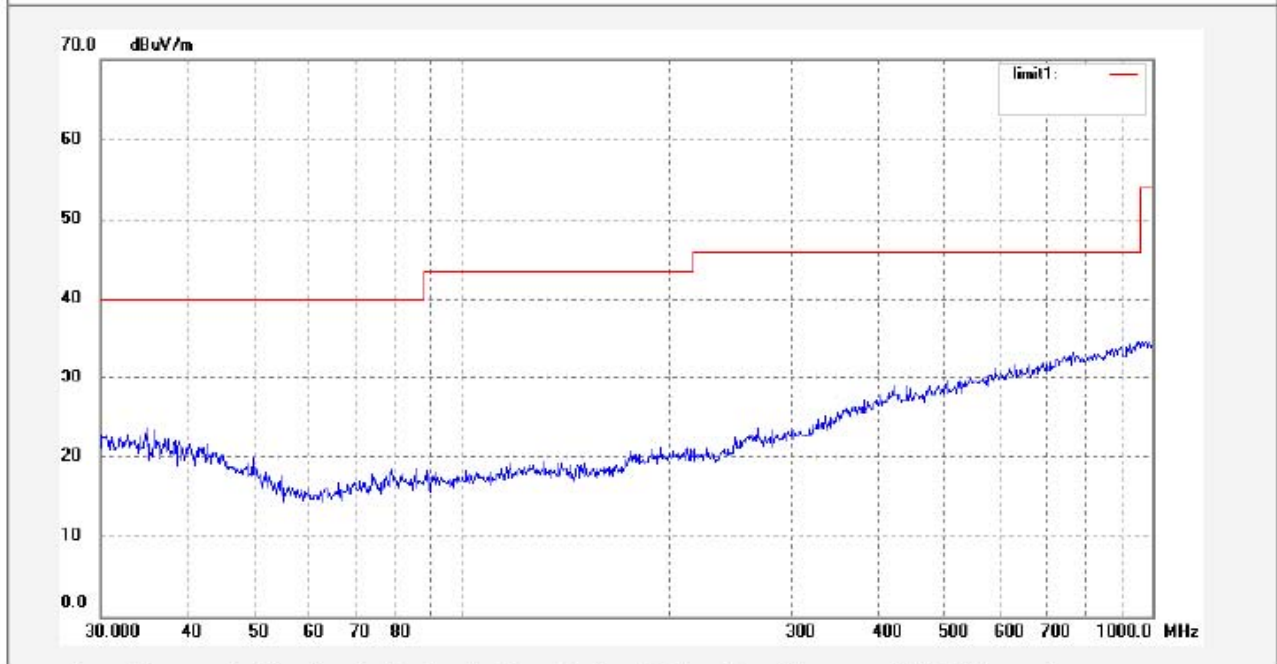


ACCURATE TECHNOLOGY CO., LTD.
 F1,Bldg,A,Changyuan New Material Port Keyuan Rd,
 Science & Industry Park,Nanshan Shenzhen,P.R.China

Site: 966 chamber
 Tel:+86-0755-26503290
 Fax:+86-0755-26503396

Job No.: RTTE #2105	Polarization: Vertical
Standard: FCC Class B 3M Radiated	Power Source: DC 1.5V
Test item: Radiation Test	Date: 09/07/26/
Temp.(C)/Hum.(%) 25 C / 50 %	Time: 9/07/34
EUT: 2.4G Wireless Laser Mouse	Engineer Signature: Joe
Mode: TX 2440MHz	Distance: 3m
Model: DS-2293	
Manufacturer: Eastern Times Technology Co., Ltd	

Note: Sample No.:091271 Report No.:ATE20091064



No.	Freq. (MHz)	Reading (dBuV/m)	Factor (dB)	Result (dBuV/m)	Limit (dBuV/m)	Margin (dB)	Detector	Height (cm)	Degree (deg.)	Remark
-----	-------------	------------------	-------------	-----------------	----------------	-------------	----------	-------------	---------------	--------



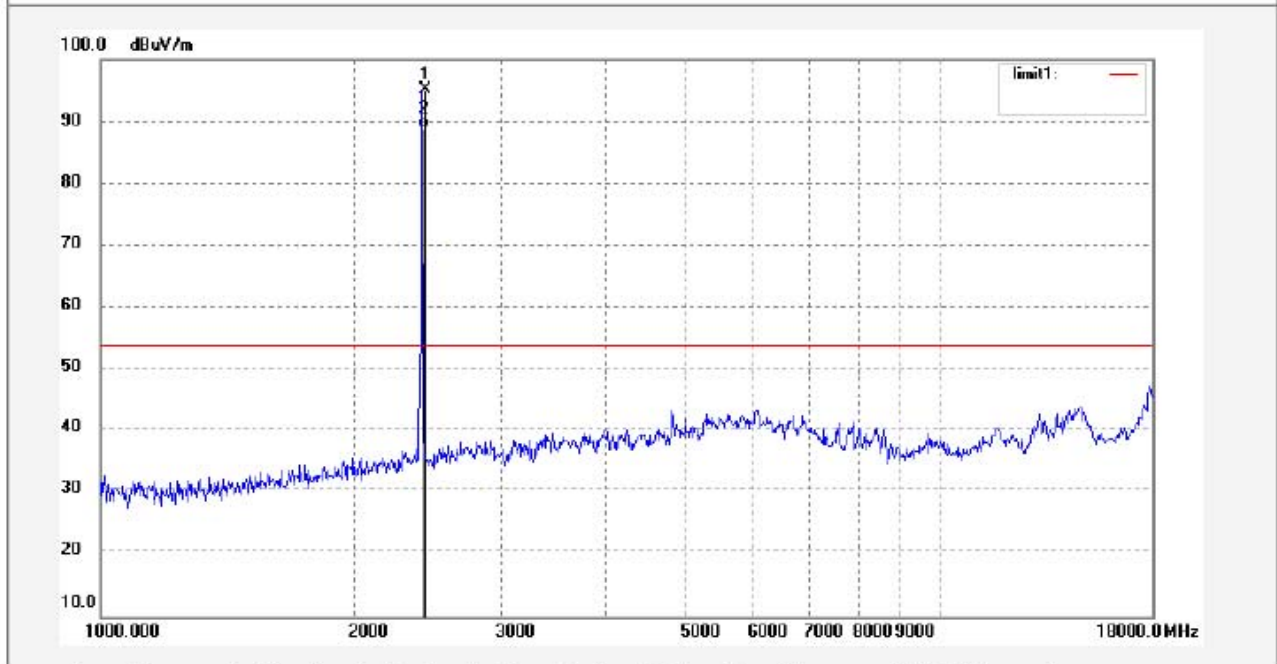
ACCURATE TECHNOLOGY CO., LTD.

F1,Bldg,A,Changyuan New Material Port Keyuan Rd,
Science & Industry Park,Nanshan Shenzhen,P.R.China

Site: 966 chamber
Tel:+86-0755-26503290
Fax:+86-0755-26503396

Job No.: RTTE #2127	Polarization: Horizontal
Standard: FCC Class B 3M Radiated	Power Source: DC 1.5V
Test item: Radiation Test	Date: 09/07/25/
Temp.(C)/Hum.(%) 25 C / 50 %	Time: 8/46/09
EUT: 2.4G Wireless Laser Mouse	Engineer Signature: Joe
Mode: TX 2440MHz	Distance: 3m
Model: DS-2293	
Manufacturer: Eastern Times Technology Co., Ltd	

Note: Sample No.:091271 Report No.:ATE20091064



No.	Freq. (MHz)	Reading (dBuV/m)	Factor (dB)	Result (dBuV/m)	Limit (dBuV/m)	Margin (dB)	Detector	Height (cm)	Degree (deg.)	Remark
1	2440.280	102.57	-7.36	95.21	114.00	-18.79	peak			
2	2440.280	96.19	-7.36	88.83	94.00	-5.17	AVG			



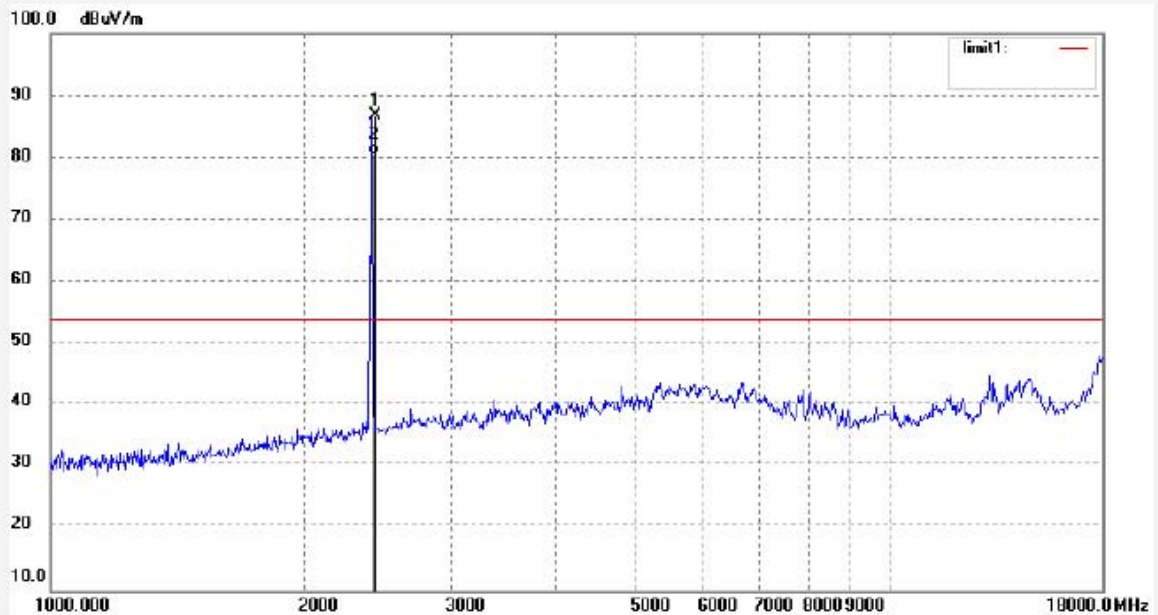
ACCURATE TECHNOLOGY CO., LTD.

F1,Bldg,A,Changyuan New Material Port Keyuan Rd,
Science & Industry Park,Nanshan Shenzhen,P.R.China

Site: 966 chamber
Tel:+86-0755-26503290
Fax:+86-0755-26503396

Job No.: RTTE #2128	Polarization: Vertical
Standard: FCC Class B 3M Radiated	Power Source: DC 1.5V
Test item: Radiation Test	Date: 09/07/25/
Temp.(C)/Hum.(%) 25 C / 50 %	Time: 8/51/12
EUT: 2.4G Wireless Laser Mouse	Engineer Signature: Joe
Mode: TX 2440MHz	Distance: 3m
Model: DS-2293	
Manufacturer: Eastern Times Technology Co., Ltd	

Note: Sample No.:091271 Report No.:ATE20091064



No.	Freq. (MHz)	Reading (dBuV/m)	Factor (dB)	Result (dBuV/m)	Limit (dBuV/m)	Margin (dB)	Detector	Height (cm)	Degree (deg.)	Remark
1	2440.280	94.19	-7.36	86.83	114.00	-27.17	peak			
2	2440.280	87.92	-7.36	80.56	94.00	-13.44	AVG			

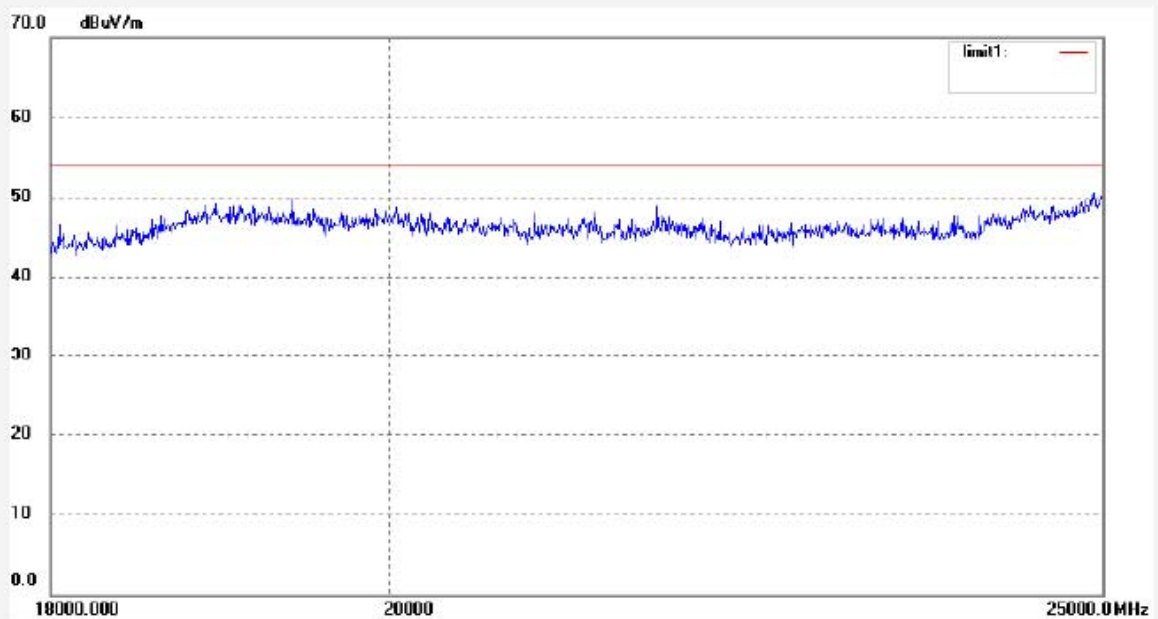


ACCURATE TECHNOLOGY CO., LTD.
 F1,Bldg,A,Changyuan New Material Port Keyuan Rd,
 Science & Industry Park,Nanshan Shenzhen,P.R.China

Site: 966 chamber
 Tel:+86-0755-26503290
 Fax:+86-0755-26503396

Job No.: RTTE #2134	Polarization: Horizontal
Standard: FCC Class B 3M Radiated	Power Source: DC 1.5V
Test item: Radiation Test	Date: 09/07/25/
Temp.(C)/Hum.(%) 25 C / 50 %	Time: 9/00/18
EUT: 2.4G Wireless Laser Mouse	Engineer Signature: Joe
Mode: TX 2440MHz	Distance: 3m
Model: DS-2293	
Manufacturer: Eastern Times Technology Co., Ltd	

Note: Sample No.:091271 Report No.:ATE20091064



No.	Freq. (MHz)	Reading (dBuV/m)	Factor (dB)	Result (dBuV/m)	Limit (dBuV/m)	Margin (dB)	Detector	Height (cm)	Degree (deg.)	Remark
-----	-------------	------------------	-------------	-----------------	----------------	-------------	----------	-------------	---------------	--------



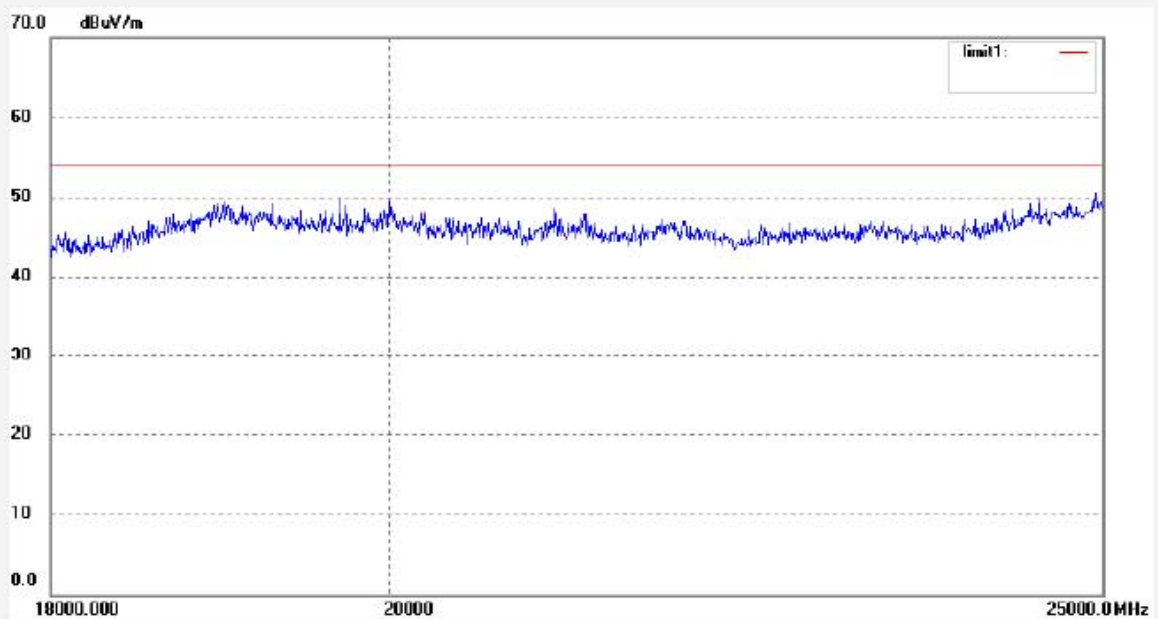
ACCURATE TECHNOLOGY CO., LTD.

F1,Bldg,A,Changyuan New Material Port Keyuan Rd,
Science & Industry Park,Nanshan Shenzhen,P.R.China

Site: 966 chamber
Tel:+86-0755-26503290
Fax:+86-0755-26503396

Job No.: RTTE #2133	Polarization: Vertical
Standard: FCC Class B 3M Radiated	Power Source: DC 1.5V
Test item: Radiation Test	Date: 09/07/25/
Temp.(C)/Hum.(%) 25 C / 50 %	Time: 8/59/55
EUT: 2.4G Wireless Laser Mouse	Engineer Signature: Joe
Mode: TX 2440MHz	Distance: 3m
Model: DS-2293	
Manufacturer: Eastern Times Technology Co., Ltd	

Note: Sample No.:091271 Report No.:ATE20091064



No.	Freq. (MHz)	Reading (dBuV/m)	Factor (dB)	Result (dBuV/m)	Limit (dBuV/m)	Margin (dB)	Detector	Height (cm)	Degree (deg.)	Remark
-----	-------------	------------------	-------------	-----------------	----------------	-------------	----------	-------------	---------------	--------

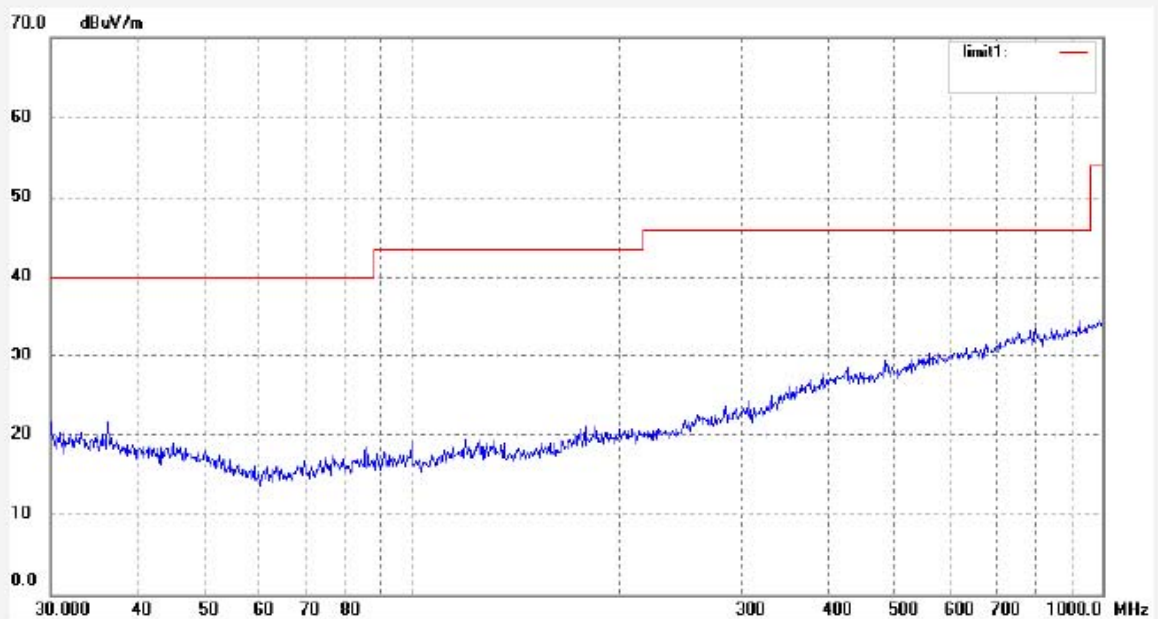


ACCURATE TECHNOLOGY CO., LTD.
 F1,Bldg,A,Changyuan New Material Port Keyuan Rd,
 Science & Industry Park,Nanshan Shenzhen,P.R.China

Site: 966 chamber
 Tel:+86-0755-26503290
 Fax:+86-0755-26503396

Job No.: RTTE #2107	Polarization: Horizontal
Standard: FCC Class B 3M Radiated	Power Source: DC 1.5V
Test item: Radiation Test	Date: 09/07/26/
Temp.(C)/Hum.(%) 25 C / 50 %	Time: 9/13/56
EUT: 2.4G Wireless Laser Mouse	Engineer Signature: Joe
Mode: TX 2478MHz	Distance: 3m
Model: DS-2293	
Manufacturer: Eastern Times Technology Co., Ltd	

Note: Sample No.:091271 Report No.:ATE20091064



No.	Freq. (MHz)	Reading (dBuV/m)	Factor (dB)	Result (dBuV/m)	Limit (dBuV/m)	Margin (dB)	Detector	Height (cm)	Degree (deg.)	Remark
-----	-------------	------------------	-------------	-----------------	----------------	-------------	----------	-------------	---------------	--------

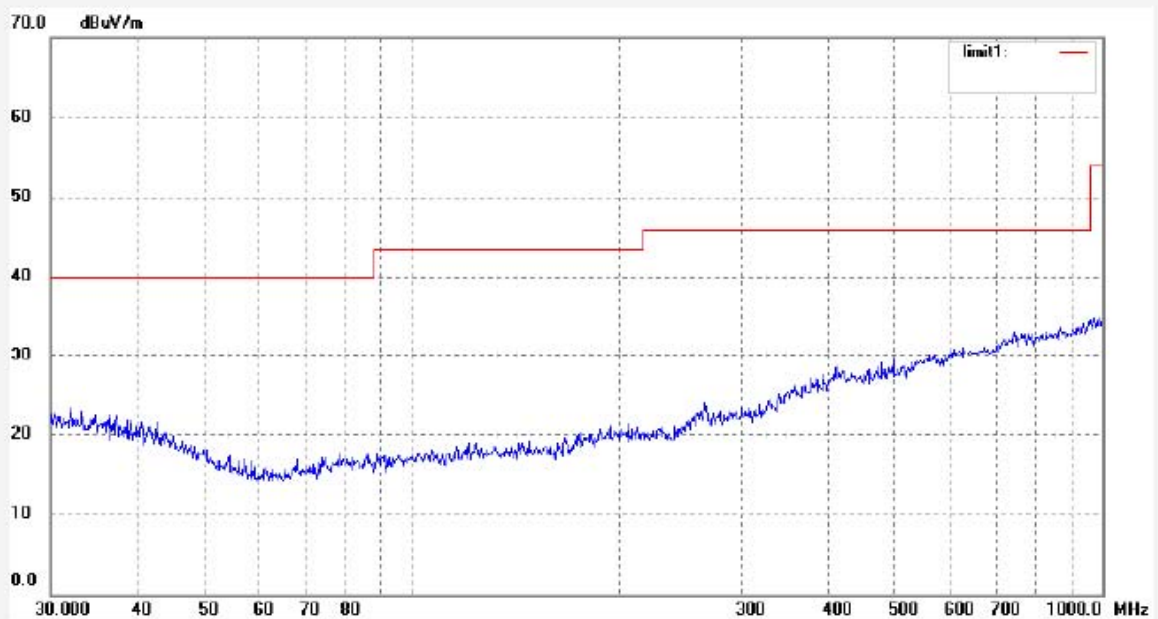


ACCURATE TECHNOLOGY CO., LTD.
 F1,Bldg,A,Changyuan New Material Port Keyuan Rd,
 Science & Industry Park,Nanshan Shenzhen,P.R.China

Site: 966 chamber
 Tel:+86-0755-26503290
 Fax:+86-0755-26503396

Job No.: RTTE #2108	Polarization: Vertical
Standard: FCC Class B 3M Radiated	Power Source: DC 1.5V
Test item: Radiation Test	Date: 09/07/26/
Temp.(C)/Hum.(%) 25 C / 50 %	Time: 9/17/07
EUT: 2.4G Wireless Laser Mouse	Engineer Signature: Joe
Mode: TX 2478MHz	Distance: 3m
Model: DS-2293	
Manufacturer: Eastern Times Technology Co., Ltd	

Note: Sample No.:091271 Report No.:ATE20091064



No.	Freq. (MHz)	Reading (dBuV/m)	Factor (dB)	Result (dBuV/m)	Limit (dBuV/m)	Margin (dB)	Detector	Height (cm)	Degree (deg.)	Remark
-----	-------------	------------------	-------------	-----------------	----------------	-------------	----------	-------------	---------------	--------



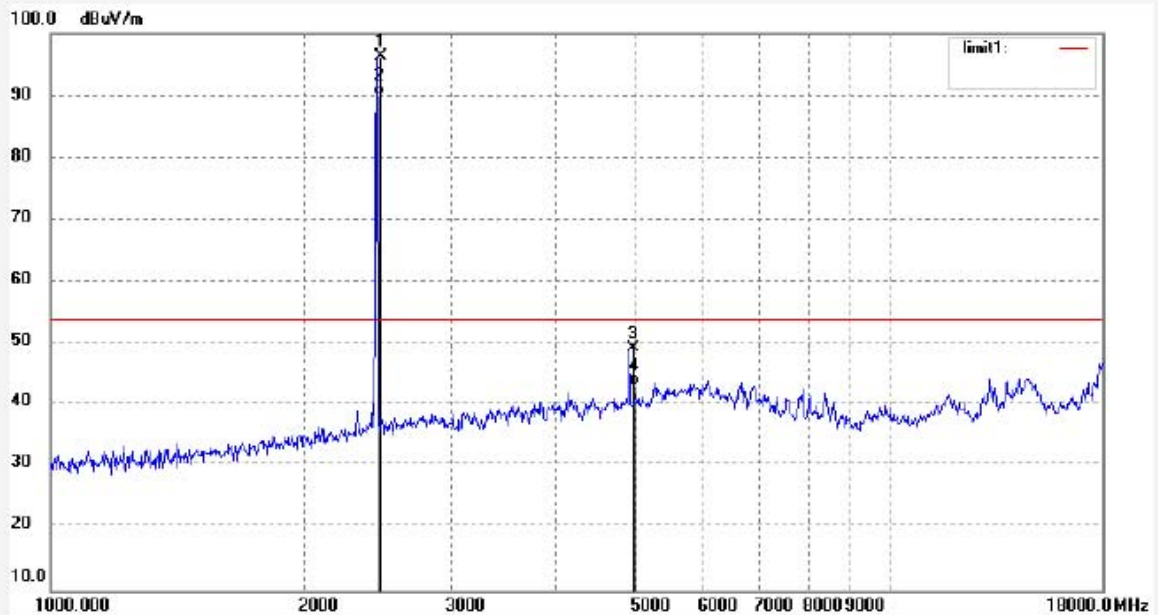
ACCURATE TECHNOLOGY CO., LTD.

F1,Bldg,A,Changyuan New Material Port Keyuan Rd,
Science & Industry Park,Nanshan Shenzhen,P.R.China

Site: 966 chamber
Tel:+86-0755-26503290
Fax:+86-0755-26503396

Job No.: RTTE #2130	Polarization: Horizontal
Standard: FCC Class B 3M Radiated	Power Source: DC 1.5V
Test item: Radiation Test	Date: 09/07/25/
Temp.(C)/Hum.(%) 25 C / 50 %	Time: 8/58/12
EUT: 2.4G Wireless Laser Mouse	Engineer Signature: Joe
Mode: TX 2478MHz	Distance: 3m
Model: DS-2293	
Manufacturer: Eastern Times Technology Co., Ltd	

Note: Sample No.:091271 Report No.:ATE20091064



No.	Freq. (MHz)	Reading (dBuV/m)	Factor (dB)	Result (dBuV/m)	Limit (dBuV/m)	Margin (dB)	Detector	Height (cm)	Degree (deg.)	Remark
1	2478.280	103.61	-7.37	96.24	114.00	-17.76	peak			
2	2478.280	97.38	-7.37	90.01	94.00	-3.99	AVG			
3	4956.556	48.80	0.51	49.31	74.00	-24.69	peak			
4	4956.556	42.51	0.51	43.02	54.00	-10.98	AVG			



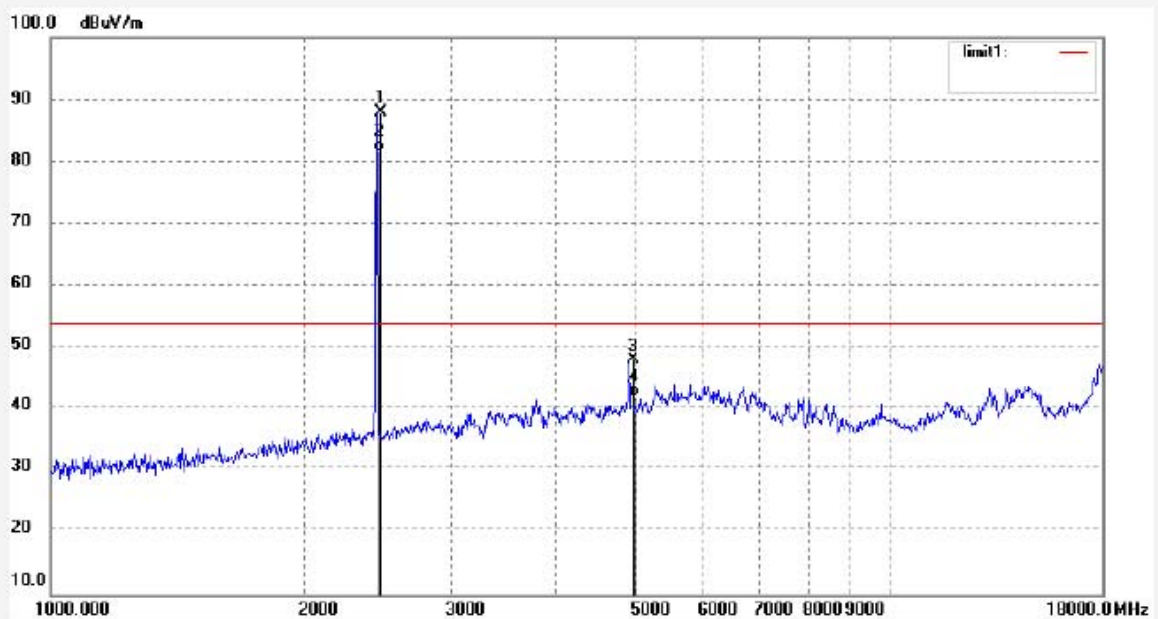
ACCURATE TECHNOLOGY CO., LTD.

F1,Bldg,A,Changyuan New Material Port Keyuan Rd,
Science & Industry Park,Nanshan Shenzhen,P.R.China

Site: 966 chamber
Tel:+86-0755-26503290
Fax:+86-0755-26503396

Job No.: RTTE #2129	Polarization: Vertical
Standard: FCC Class B 3M Radiated	Power Source: DC 1.5V
Test item: Radiation Test	Date: 09/07/25/
Temp.(C)/Hum.(%) 25 C / 50 %	Time: 8/54/21
EUT: 2.4G Wireless Laser Mouse	Engineer Signature: Joe
Mode: TX 2478MHz	Distance: 3m
Model: DS-2293	
Manufacturer: Eastern Times Technology Co., Ltd	

Note: Sample No.:091271 Report No.:ATE20091064



No.	Freq. (MHz)	Reading (dBuV/m)	Factor (dB)	Result (dBuV/m)	Limit (dBuV/m)	Margin (dB)	Detector	Height (cm)	Degree (deg.)	Remark
1	2478.280	95.28	-7.37	87.91	114.00	-26.09	peak			
2	2478.280	89.01	-7.37	81.64	94.00	-12.36	AVG			
3	4956.556	47.41	0.51	47.92	74.00	-26.08	peak			
4	4956.556	41.24	0.51	41.75	54.00	-12.25	AVG			



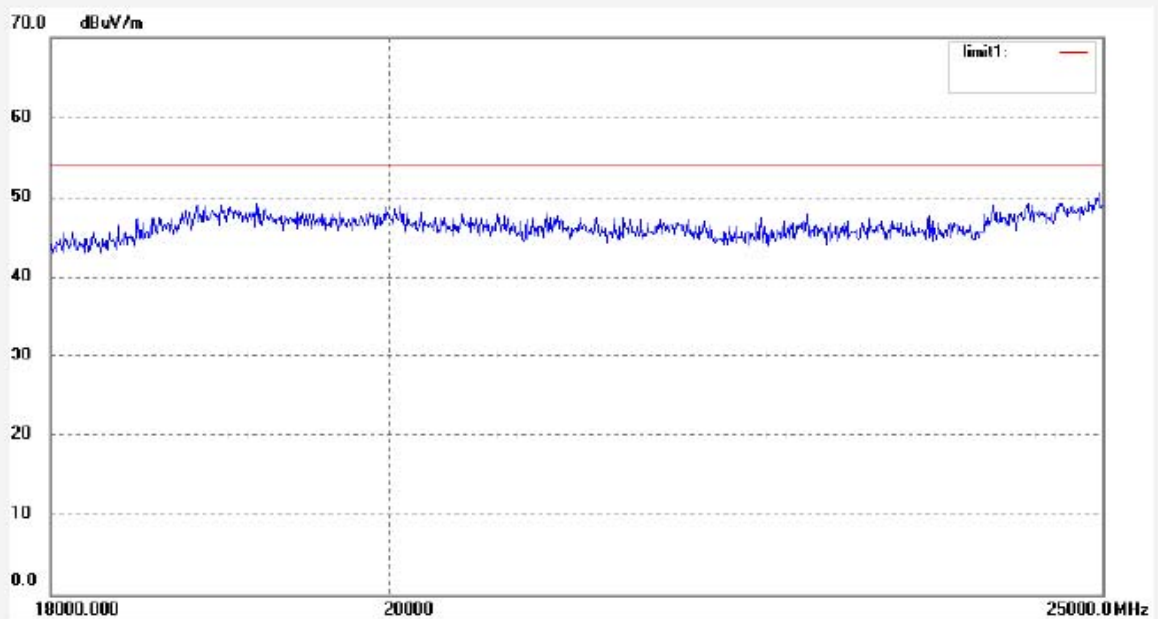
ACCURATE TECHNOLOGY CO., LTD.

F1,Bldg,A,Changyuan New Material Port Keyuan Rd,
Science & Industry Park,Nanshan Shenzhen,P.R.China

Site: 966 chamber
Tel:+86-0755-26503290
Fax:+86-0755-26503396

Job No.: RTTE #2135	Polarization: Horizontal
Standard: FCC Class B 3M Radiated	Power Source: DC 1.5V
Test item: Radiation Test	Date: 09/07/25/
Temp.(C)/Hum.(%) 25 C / 50 %	Time: 9/00/43
EUT: 2.4G Wireless Laser Mouse	Engineer Signature: Joe
Mode: TX 2478MHz	Distance: 3m
Model: DS-2293	
Manufacturer: Eastern Times Technology Co., Ltd	

Note: Sample No.:091271 Report No.:ATE20091064



No.	Freq. (MHz)	Reading (dBuV/m)	Factor (dB)	Result (dBuV/m)	Limit (dBuV/m)	Margin (dB)	Detector	Height (cm)	Degree (deg.)	Remark
-----	-------------	------------------	-------------	-----------------	----------------	-------------	----------	-------------	---------------	--------



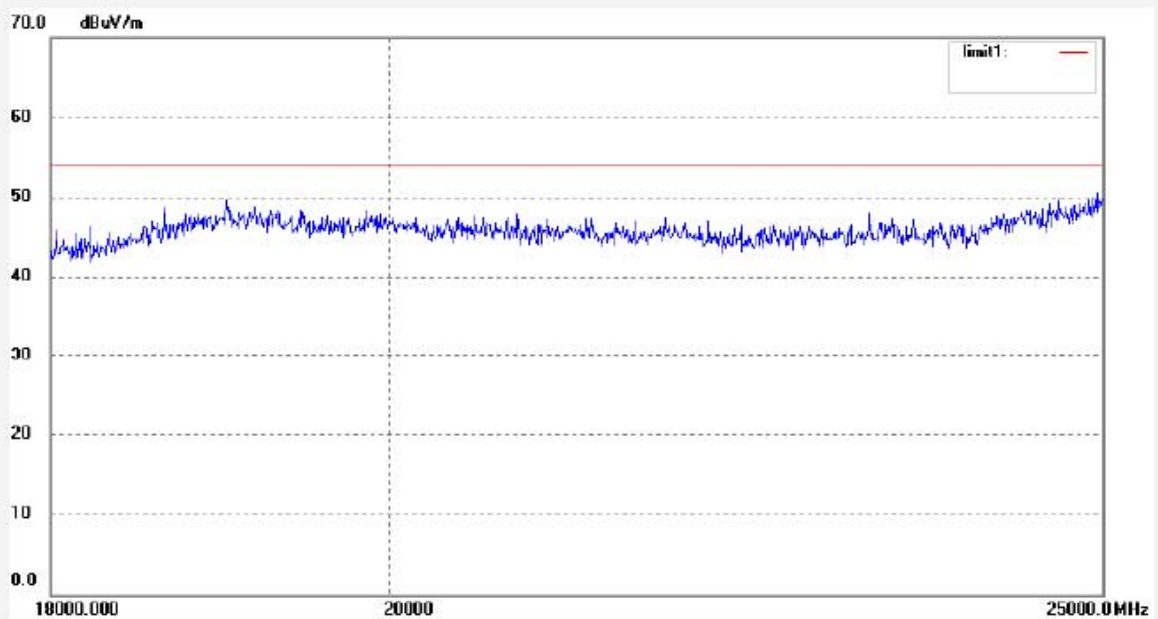
ACCURATE TECHNOLOGY CO., LTD.

F1,Bldg,A,Changyuan New Material Port Keyuan Rd,
Science & Industry Park,Nanshan Shenzhen,P.R.China

Site: 966 chamber
Tel:+86-0755-26503290
Fax:+86-0755-26503396

Job No.: RTTE #2136	Polarization: Vertical
Standard: FCC Class B 3M Radiated	Power Source: DC 1.5V
Test item: Radiation Test	Date: 09/07/25/
Temp.(C)/Hum.(%) 25 C / 50 %	Time: 9/01/10
EUT: 2.4G Wireless Laser Mouse	Engineer Signature: Joe
Mode: TX 2478MHz	Distance: 3m
Model: DS-2293	
Manufacturer: Eastern Times Technology Co., Ltd	

Note: Sample No.:091271 Report No.:ATE20091064



No.	Freq. (MHz)	Reading (dBuV/m)	Factor (dB)	Result (dBuV/m)	Limit (dBuV/m)	Margin (dB)	Detector	Height (cm)	Degree (deg.)	Remark
-----	-------------	------------------	-------------	-----------------	----------------	-------------	----------	-------------	---------------	--------

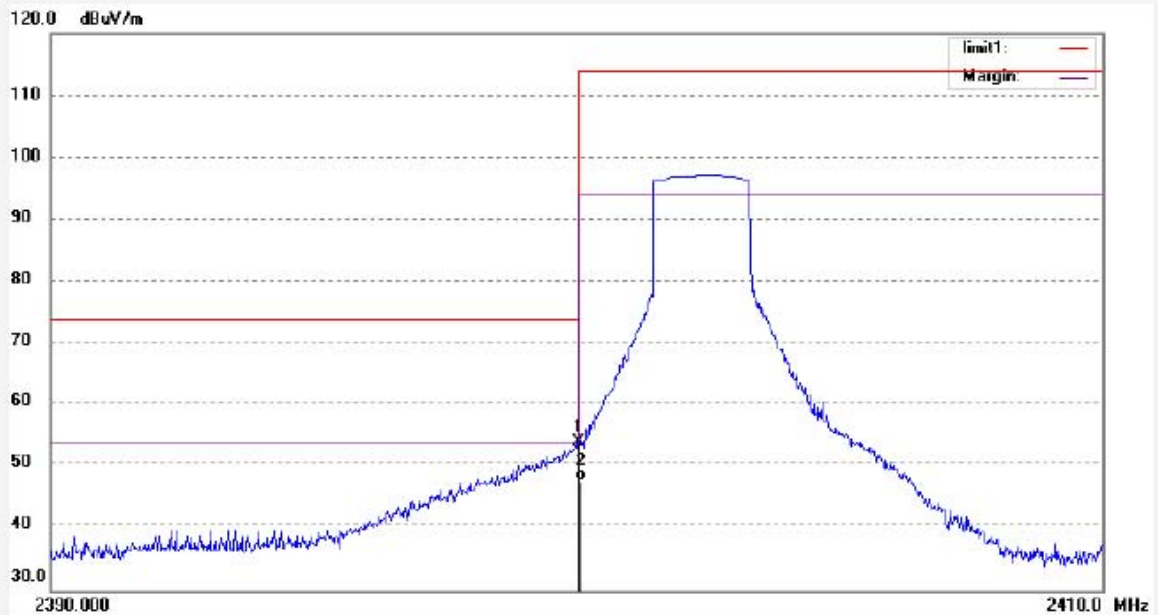


ACCURATE TECHNOLOGY CO., LTD.
 F1,Bldg,A,Changyuan New Material Port Keyuan Rd,
 Science & Industry Park,Nanshan Shenzhen,P.R.China

Site: 966 chamber
 Tel:+86-0755-26503290
 Fax:+86-0755-26503396

Job No.: RTTE #2137	Polarization: Horizontal
Standard: FCC Part 15 PEAK 2.4G	Power Source: DC 1.5V
Test item: Radiation Test	Date: 09/07/25/
Temp.(C)/Hum.(%) 25 C / 50 %	Time: 9/11/20
EUT: 2.4G Wireless Laser Mouse	Engineer Signature: Joe
Mode: TX 2402MHz	Distance: 3m
Model: DS-2293	
Manufacturer: Eastern Times Technology Co., Ltd	

Note: Sample No.:091271 Report No.:ATE20091064



No.	Freq. (MHz)	Reading (dBuV/m)	Factor (dB)	Result (dBuV/m)	Limit (dBuV/m)	Margin (dB)	Detector	Height (cm)	Degree (deg.)	Remark
1	2400.000	61.33	-7.46	53.87	74.00	-20.13	peak			
2	2400.000	55.04	-7.46	47.58	54.00	-6.42	AVG			



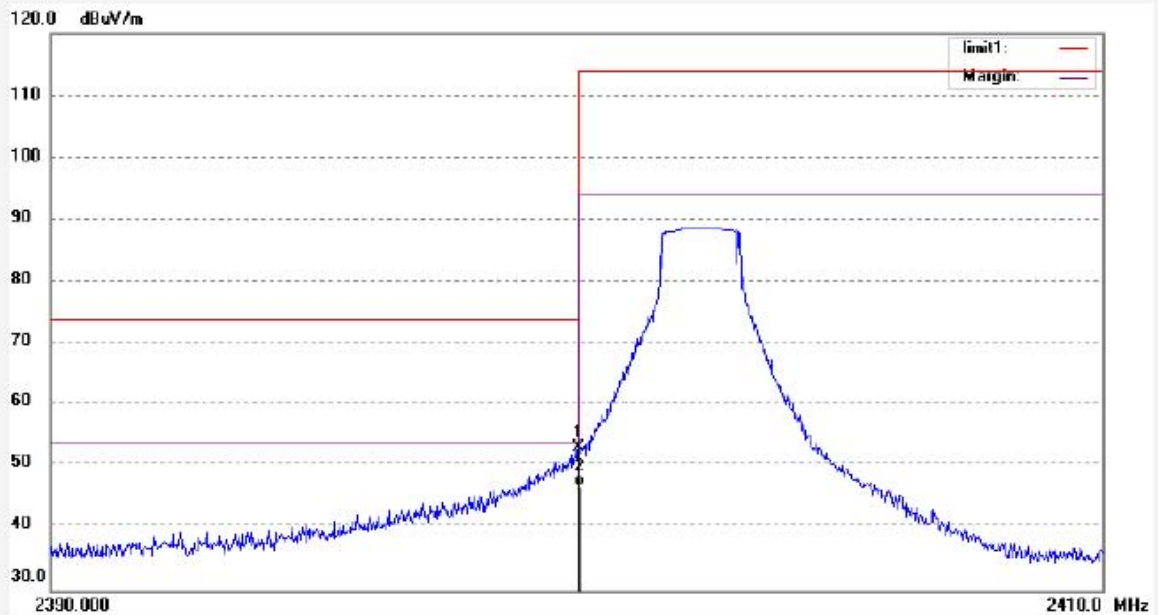
ACCURATE TECHNOLOGY CO., LTD.

F1,Bldg,A,Changyuan New Material Port Keyuan Rd,
Science & Industry Park,Nanshan Shenzhen,P.R.China

Site: 966 chamber
Tel:+86-0755-26503290
Fax:+86-0755-26503396

Job No.: RTTE #2138	Polarization: Vertical
Standard: FCC Part 15 PEAK 2.4G	Power Source: DC 1.5V
Test item: Radiation Test	Date: 09/07/25/
Temp.(C)/Hum.(%) 25 C / 50 %	Time: 9/14/10
EUT: 2.4G Wireless Laser Mouse	Engineer Signature: Joe
Mode: TX 2402MHz	Distance: 3m
Model: DS-2293	
Manufacturer: Eastern Times Technology Co., Ltd	

Note: Sample No.:091271 Report No.:ATE20091064



No.	Freq. (MHz)	Reading (dBuV/m)	Factor (dB)	Result (dBuV/m)	Limit (dBuV/m)	Margin (dB)	Detector	Height (cm)	Degree (deg.)	Remark
1	2400.000	60.59	-7.46	53.13	74.00	-20.87	peak			
2	2400.000	54.32	-7.46	46.86	54.00	-7.14	AVG			

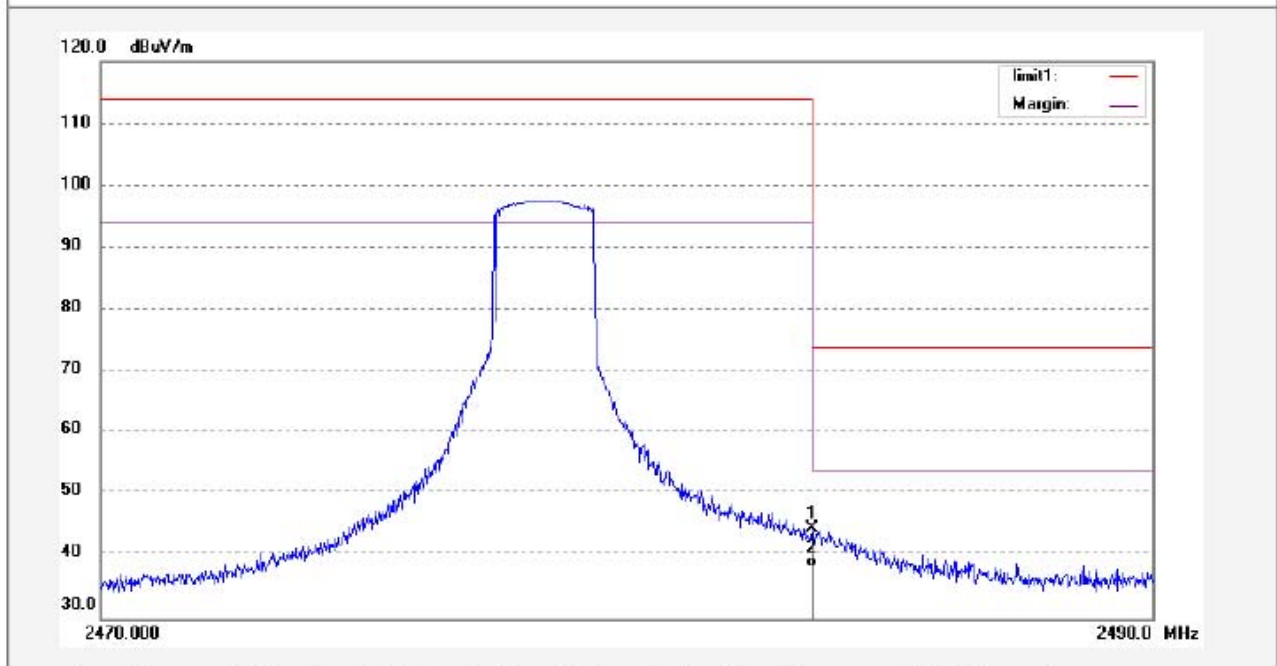


ACCURATE TECHNOLOGY CO., LTD.
 F1,Bldg,A,Changyuan New Material Port Keyuan Rd,
 Science & Industry Park,Nanshan Shenzhen,P.R.China

Site: 966 chamber
 Tel:+86-0755-26503290
 Fax:+86-0755-26503396

Job No.: RTTE #2140	Polarization: Horizontal
Standard: FCC Part 15 PEAK 2.4G	Power Source: DC 1.5V
Test item: Radiation Test	Date: 09/07/25/
Temp.(C)/Hum.(%) 25 C / 50 %	Time: 9/18/33
EUT: 2.4G Wireless Laser Mouse	Engineer Signature: Joe
Mode: TX 2478MHz	Distance: 3m
Model: DS-2293	
Manufacturer: Eastern Times Technology Co., Ltd	

Note: Sample No.:091271 Report No.:ATE20091064



No.	Freq. (MHz)	Reading (dBuV/m)	Factor (dB)	Result (dBuV/m)	Limit (dBuV/m)	Margin (dB)	Detector	Height (cm)	Degree (deg.)	Remark
1	2483.500	51.95	-7.37	44.58	74.00	-29.42	peak			
2	2483.500	45.68	-7.37	38.31	54.00	-15.69	AVG			



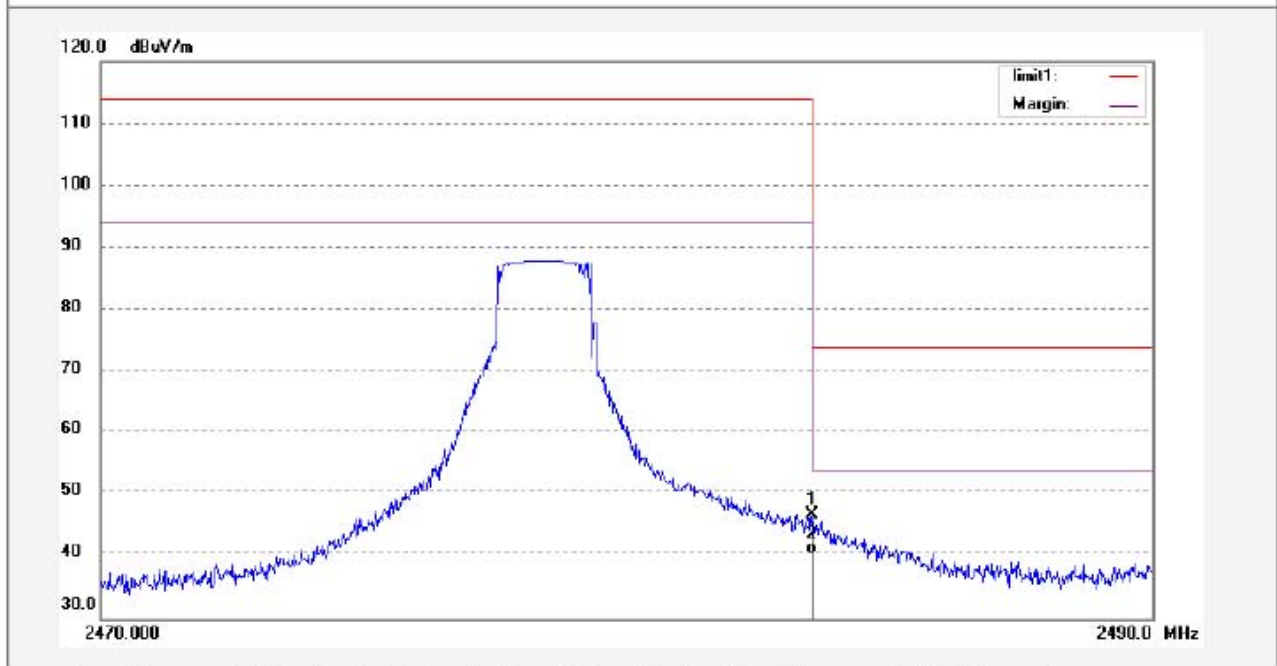
ACCURATE TECHNOLOGY CO., LTD.

F1,Bldg,A,Changyuan New Material Port Keyuan Rd,
Science & Industry Park,Nanshan Shenzhen,P.R.China

Site: 966 chamber
Tel:+86-0755-26503290
Fax:+86-0755-26503396

Job No.: RTTE #2139	Polarization: Vertical
Standard: FCC Part 15 PEAK 2.4G	Power Source: DC 1.5V
Test item: Radiation Test	Date: 09/07/25/
Temp.(C)/Hum.(%) 25 C / 50 %	Time: 9/16/13
EUT: 2.4G Wireless Laser Mouse	Engineer Signature: Joe
Mode: TX 2478MHz	Distance: 3m
Model: DS-2293	
Manufacturer: Eastern Times Technology Co., Ltd	

Note: Sample No.:091271 Report No.:ATE20091064



No.	Freq. (MHz)	Reading (dBuV/m)	Factor (dB)	Result (dBuV/m)	Limit (dBuV/m)	Margin (dB)	Detector	Height (cm)	Degree (deg.)	Remark
1	2483.500	54.11	-7.37	46.74	74.00	-27.26	peak			
2	2483.500	47.83	-7.37	40.46	54.00	-13.54	AVG			