


# **Day & Night illuminator Digital Color Camera**

---

## **User's Manual**



**Model : KIR-020**



Korea Digital Technology Co.,Ltd.

## Cautions

– Please read this manual carefully before installation or operation of this product.


- The installation of the product must be done by trained personnel.
  - Installation by unskilled personnel who do not have enough experience and technique may result in fire or electric shock. Always ask your local distributor for installation.
- Always install the product with proper illumination.
- Always stop using when there is smoke or abnormal heat from the product.
  - Continuous usage may cause fire.
- Never install the product on a weak ceiling that cannot hold its weight.
  - The product may fall down.
- Never disassemble the product nor put foreign objects in it.
  - Disassembling or foreign objects may result in trouble or fire.
- Never expose the product to direct sunlight or severe ray unless it is in an outdoor housing.
  - Direct sunlight or severe ray may cause fatal damage to CCD or internal circuit.
- Never drop, hit nor vibrate the product hard.
- Never install the product in areas exposed to rain or water unless it is in an outdoor housing.
  - The water soaked into the product may result in failure.
- Never install the product in extremely high or low temperature.
  - Installing the product in area over 50 ° C or under -10 ° C may result in deterioration of picture quality. Especially pay attention to ventilation for the product if installed in high temperature.
- Never install the product in highly humid area.
  - It may result in trouble, electric shock or fire.
- Never touch the power cord with wet hands.
  - Touching the power cord with wet hands may result in electric shock.
- Never touch the front glass of the product.
  - The front glass is one of the most important parts. Be careful not to leave your fingerprints or other traces on the glass.
- Always use the supplied Adaptor only.
  - The manufacturer is not responsible for the malfunction or failure of the products if different adaptor is used.

# 1. Main Features


## 1-1. Features of Infrared illuminator Camera

- 1) Clear and crispy picture by 1/3" Super HAD Color Sony CCD
- 2) Automatically adjusting brightness of Infrared LEDs thanks to built-in CDS sensor
- 3) 4~9mm Varifocal Lens (8mm, 6mm, 3.7mm)
- 4) Built-in control PCB for minimizing the heat
- 5) Patented SELF-DIAGNOSIS system
  - Automatic cut-off input when excessive voltage input
  - Automatic cut-off input when the cooling fan stops
- 6) Patented STATUS INDICATING system
  - The corresponding LED flashes when input excess voltage
  - The corresponding LED flashes when cooling fan stops
- 7) Patented "DUAL LENS TUBE" to prevent the distorted reflection from LED or from the foreign objects on the front glass
- 8) Perfect air-circulation system with the cooling fan


## 1-2. Contents of Infrared illuminator Camera



Camera

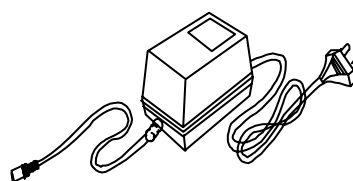


Bracket



User's Manual

<OPTION>




Power Adaptor (DC12V)



**USE 12V 1A REGULATED POWER ADAPTOR ONLY.**

## 2-1. KIR-020 Series


### ■ Dimension ( Unit : mm )



### ■ Specifications

Image Device	1/3" SONY Super HAD CCD
Number of Pixels	NTSC : (H)768 × (V)494 ~ PAL : (H)510 × (V)492 NTSC : (H)712 × (V)582 ~ PAL : (H)500 × (V)582
Scanning System	NTSC : 525Line, 60Field/Sec PAL : 625Line, 50Field/Sec
Sync System	Internal Synchronization
Horizontal Resolution	330 TV Line ~ 480 TV Line
Video Output	1Vp_p 75Ω, Negative
S/N Ratio	More than 45dB (AGC OFF)
Gamma Characteristic	0.45
White Balance	Auto White Balance (AWB)
B.L.C	Back Light Compensation (Auto)
Minimum Illumination	0.3Lux (F:1.2) in Day time, 0.0Lux at Night time
Electronic Shutter	NTSC : 1/60 ~ 1/100,000 Sec PAL : 1/50 ~ 1/100,000 Sec
Built in Lens	4-9mm Auto-iris Vari focal Lens, 3.7~8mm Lens (Option)
Number of Infrared LED	20 Pieces Infrared LED
Wave Length	850nm
Angle of Infrared LED	16° and 30° Combinations
Illuminate Distance	Indoor 90m, Outdoor 50m
Power Consumption	DC12V± 10% DC, 1750mA
Operation Temperature	-10. C ~ +45. C
Weight	Approx 420Kg

# M E M O



# WARRANTY

This product has passed the thorough and rigid quality control. However if this product gets broken during normal use we provide 12 months warranty service.

- ☐ When the product is defective or malfunctioning.
- ✓ Check this warranty sheet first.
- ✓ Please contact the distributor if there is any defect of the product.
- ✓ Any defect under normal use within the warranty service period, we will provide the free repair service according to the warranty sheet.
- ✓ We shall charge for the parts and services even during the free warranty service period when;
  - Any breakage made without care.
  - Breakage or trouble made by natural disaster.
  - Breakage or trouble made by breaking the product guide or manual.
  - Breakage or trouble made by wrong power voltage or frequency.
  - The user wants to reassemble full system or replace parts within the warranty service period.
  - An unauthorized engineer modified or made damage on the product trying to repair it.
- ✓ The warranty shall be void after the warranty period. And the service fee shall be charged.

## <WARRANTY>

Model		
Serial No.		
Distributor		
Date of Purchase		
Warranty Period		1 year after the date of purchase
Customer	Name	
	Address	



Koditec Co., Ltd.  
Korea Digital Technology



## **FCC Warning**

FCC15.19

This device is verified to comply with part 15 of the FCC Rules for use with cable television service.

FCC 15.105

Note: This equipment has been tested and found to comply with the limits for a Class B digital device, pursuant to part 15 of the FCC Rules. These limits are designed to provide reasonable protection against harmful interference in a residential installation. This equipment generates, uses and can radiate radio frequency energy and, if not installed and used in accordance with the instructions, may cause harmful interference to radio communications. However, there is no guarantee that interference will not occur in a particular installation. If this equipment does cause harmful interference to radio or television reception, which can be determined by turning the equipment off and on, the user is encouraged to try to correct the interference by one or more of the following measures:

Reorient or relocate the receiving antenna.

Increase the separation between the equipment and receiver.

Connect the equipment into an outlet on a circuit different from that to which the receiver is connected.

Consult the dealer or an experienced radio/TV technician for help.

FCC 15.21

The users manual or instruction manual for an intentional or unintentional radiator shall caution the user that changes or modifications not expressly approved by the party responsible for compliance could void the user's authority to operate the equipment. In cases where the manual is provided only in a form other than paper, such as on a computer disk or over the Internet, the information required by this section may be included in the manual in that alternative form, provided the user can reasonably be expected to have the capability to access information in that form.