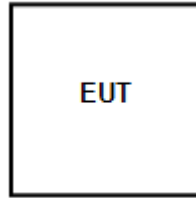


9 EUT Test Setup

9.1 Block Diagram

The following diagram shows basic EUT interconnections with cable type and cable lengths identified:



9.2 General Set-up Photograph


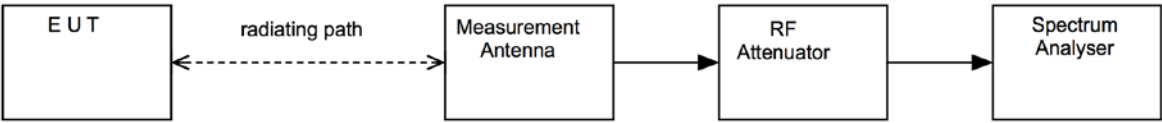


Figure ii Test Setup



Test Setup Photograph(s)


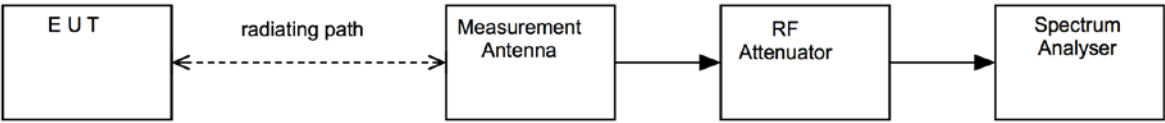


Figure viii Test Setup



Test Setup Photograph(s)

