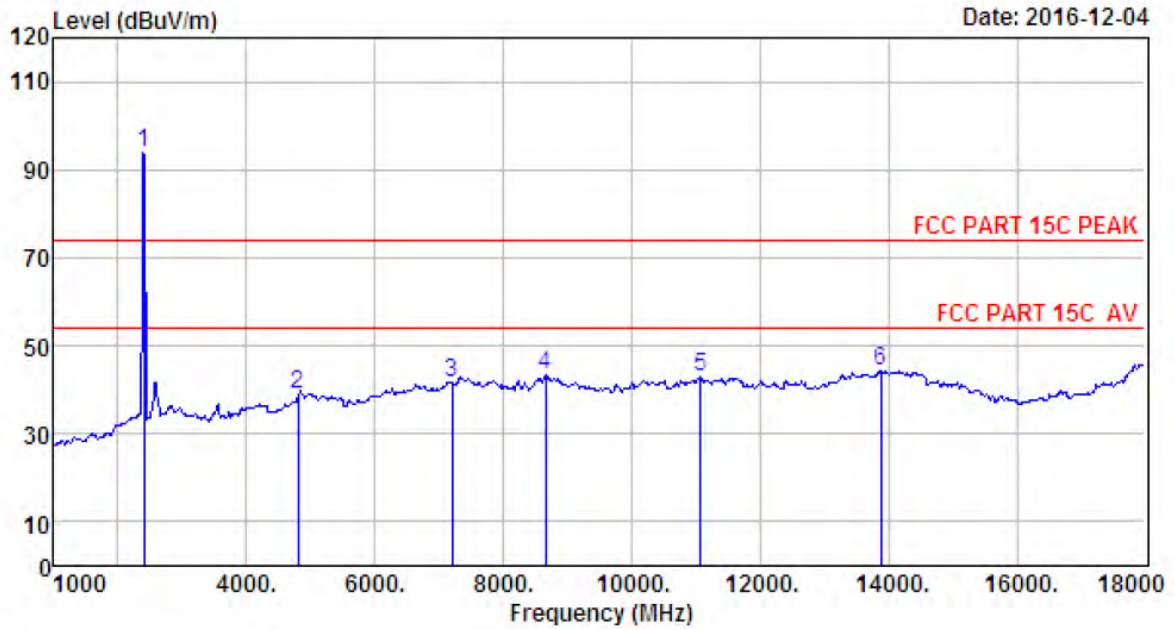


Site no. : 966 1# chamber  
 Dis. / Ant. : 3m ANT 1-18G  
 Limit : FCC PART 15C PEAK  
 Env. / Ins. : Temp:23.6';Humi:56%;Press:101.52kPa  
 Engineer : Tony  
 EUT : Bluetooth Speaker  
 Power : DC 7.4V  
 M/N : Beoplay P2  
 Test Mode : (π/4)DQPSK TX 2480MHz

Data no. : 630  
 Ant. pol. : VERTICAL

	Freq. (MHz)	Ant. Factor (dB/m)	Cable Loss (dB)	Amp Factor (dB)	Reading (dBUV)	Emission Level (dBUV/m)	Limits (dBUV/m)	Margin (dB)	Remark
1	2480.00	27.58	6.71	35.11	95.62	94.80	74.00	-20.80	Peak
2	4960.00	31.49	12.44	36.01	30.75	38.67	74.00	35.33	Peak
3	7440.00	36.54	11.61	34.22	28.50	42.43	74.00	31.57	Peak
4	8684.00	37.32	11.45	33.66	27.85	42.96	74.00	31.04	Peak
5	11285.00	39.33	11.08	33.32	25.53	42.62	74.00	31.38	Peak
6	14124.00	41.57	10.91	33.22	25.09	44.35	74.00	29.65	Peak

Remarks: 1. Emission Level= Antenna Factor + Cable Loss - Amp Factor + Reading.  
 2. The emission levels that are 20dB below the official limit are not reported.

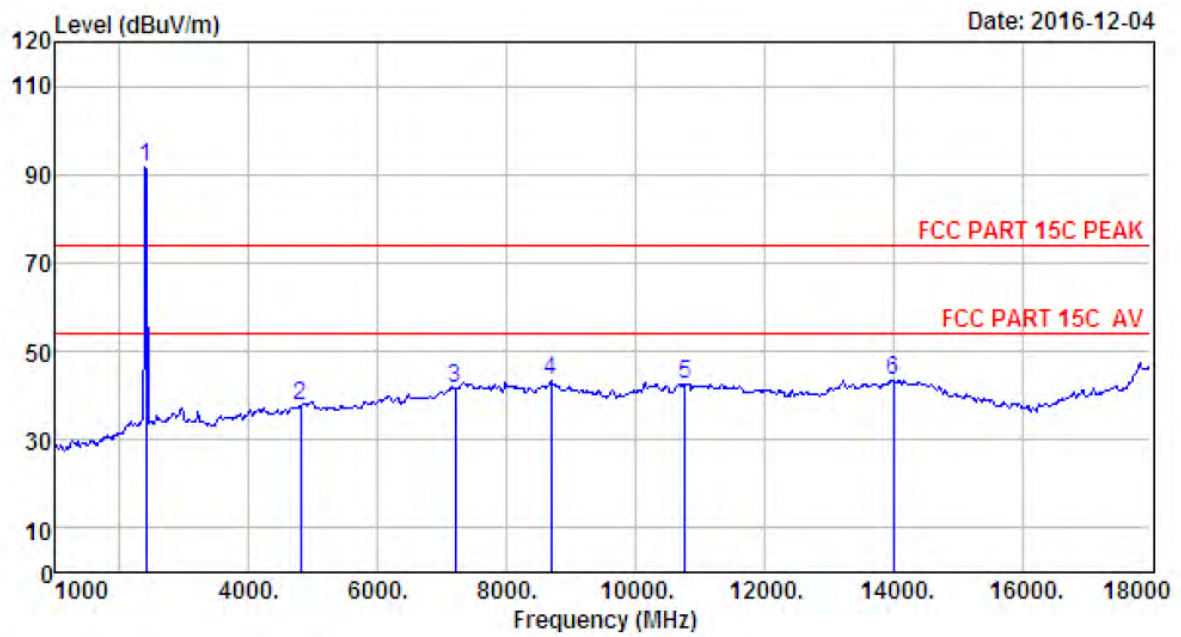


Date: 2016-12-04

Site no. : 966 1# chamber                                 Data no. : 631  
 Dis. / Ant. : 3m ANT 1-18G                                 Ant. pol. : VERTICAL  
 Limit : FCC PART 15C PEAK  
 Env. / Ins. : Temp:23.6';Humi:56%;Press:101.52kPa  
 Engineer : Tony  
 EUT : Bluetooth Speaker  
 Power : DC 7.4V  
 M/N : Beoplay P2  
 Test Mode : 8-DPSK TX 2402MHz

	Freq. (MHz)	Ant. Factor (dB/m)	Cable Loss (dB)	Amp Factor (dB)	Reading (dBuV)	Emission Level (dBuV/m)	Limits (dBuV/m)	Margin (dB)	Remark
1	2402.00	27.61	6.62	34.64	94.11	93.70	74.00	-19.70	Peak
2	4804.00	31.25	11.77	35.64	31.63	39.01	74.00	34.99	Peak
3	7206.00	36.52	11.54	33.95	27.52	41.63	74.00	32.37	Peak
4	8650.00	37.27	11.45	33.68	28.24	43.28	74.00	30.72	Peak
5	11064.00	39.48	11.24	33.83	26.01	42.90	74.00	31.10	Peak
6	13886.00	41.16	11.04	33.03	25.09	44.26	74.00	29.74	Peak

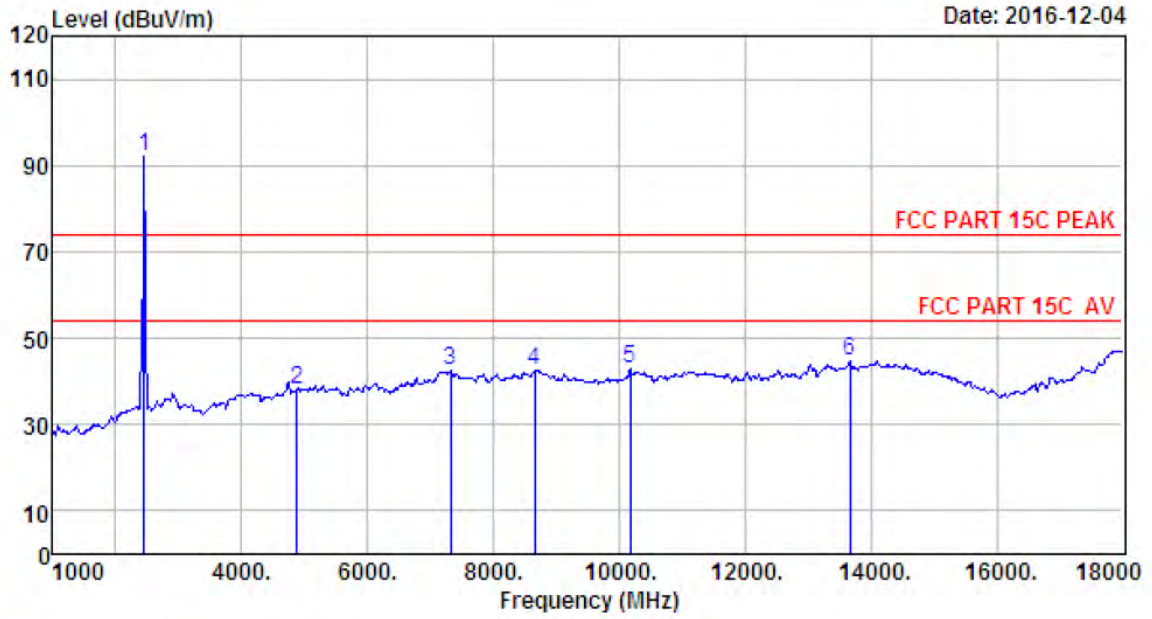
Remarks: 1. Emission Level= Antenna Factor + Cable Loss - Amp Factor + Reading.  
 2. The emission levels that are 20dB below the official  
 limit are not reported.



Site no. : 966 1# chamber Data no. : 632  
 Dis. / Ant. : 3m ANT 1-18G Ant. pol. : HORIZONTAL  
 Limit : FCC PART 15C PEAK  
 Env. / Ins. : Temp:23.6';Humi:56%;Press:101.52kPa  
 Engineer : Tony  
 EUT : Bluetooth Speaker  
 Power : DC 7.4V  
 M/N : Beoplay P2  
 Test Mode : 8-DPSK TX 2402MHz

	Freq. (MHz)	Ant. Factor (dB/m)	Cable Loss (dB)	Amp Factor (dB)	Reading (dBuV)	Emission Level (dBuV/m)	Limits (dBuV/m)	Margin (dB)	Remark
1	2402.00	27.61	6.62	34.64	91.85	91.44	74.00	-17.44	Peak
2	4804.00	31.25	11.77	35.64	30.38	37.76	74.00	36.24	Peak
3	7206.00	36.52	11.54	33.95	27.32	41.43	74.00	32.57	Peak
4	8684.00	37.32	11.45	33.66	28.20	43.31	74.00	30.69	Peak
5	10775.00	39.28	11.30	34.02	26.16	42.72	74.00	31.28	Peak
6	14005.00	41.46	10.90	33.01	24.06	43.41	74.00	30.59	Peak

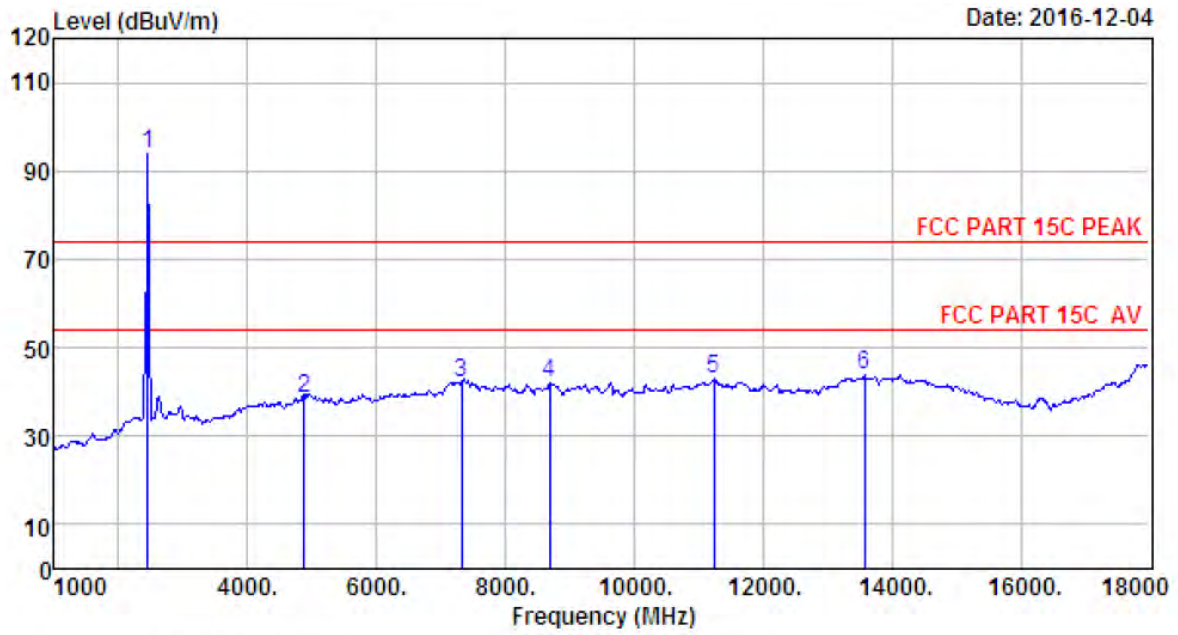
Remarks: 1. Emission Level= Antenna Factor + Cable Loss - Amp Factor + Reading.  
 2. The emission levels that are 20dB below the official limit are not reported.



Site no. : 966 1# chamber Data no. : 633  
 Dis. / Ant. : 3m ANT 1-18G Ant. pol. : HORIZONTAL  
 Limit : FCC PART 15C PEAK  
 Env. / Ins. : Temp:23.6';Humi:56%;Press:101.52kPa  
 Engineer : Tony  
 EUT : Bluetooth Speaker  
 Power : DC 7.4V  
 M/N : Beoplay P2  
 Test Mode : 8-DPSK TX 2441MHz

	Freq. (MHz)	Ant. Factor (dB/m)	Cable Loss (dB)	Amp Factor (dB)	Reading (dBUV)	Emission Level (dBUV/m)	Limits (dBUV/m)	Margin (dB)	Remark
1	2441.00	27.60	6.67	34.85	92.71	92.13	74.00	-18.13	Peak
2	4882.00	31.37	12.07	35.76	30.25	37.93	74.00	36.07	Peak
3	7323.00	36.55	11.57	34.14	28.50	42.48	74.00	31.52	Peak
4	8650.00	37.27	11.45	33.68	27.57	42.61	74.00	31.39	Peak
5	10180.00	38.42	11.49	34.53	27.53	42.91	74.00	31.09	Peak
6	13665.00	40.55	11.30	32.75	25.73	44.83	74.00	29.17	Peak

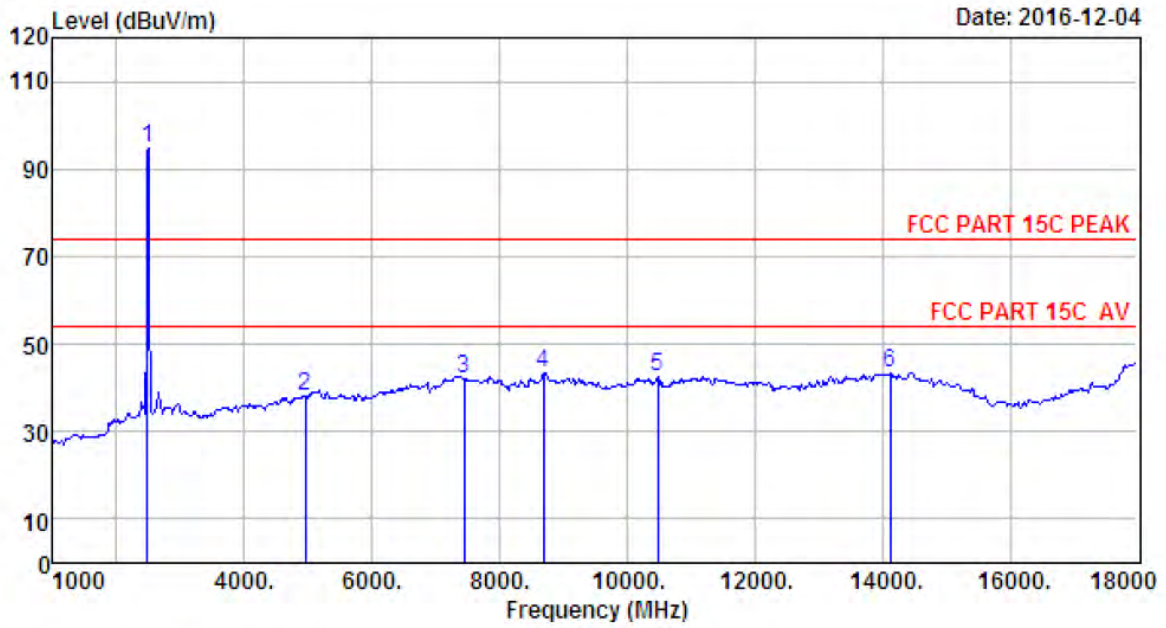
Remarks: 1. Emission Level= Antenna Factor + Cable Loss - Amp Factor + Reading.  
 2. The emission levels that are 20dB below the official limit are not reported.



Site no. : 966 1# chamber                      Data no. : 634  
 Dis. / Ant. : 3m ANT 1-18G                      Ant. pol. : VERTICAL  
 Limit : FCC PART 15C PEAK  
 Env. / Ins. : Temp:23.6';Humi:56%;Press:101.52kPa  
 Engineer : Tony  
 EUT : Bluetooth Speaker  
 Power : DC 7.4V  
 M/N : Beoplay P2  
 Test Mode : 8-DPSK TX 2441MHz

	Freq. (MHz)	Ant. Factor (dB/m)	Cable Loss (dB)	Amp Factor (dB)	Reading (dBuV)	Emission Level (dBuV/m)	Limits (dBuV/m)	Margin (dB)	Remark
1	2441.00	27.60	6.67	34.85	94.25	93.67	74.00	-19.67	Peak
2	4882.00	31.37	12.07	35.76	31.03	38.71	74.00	35.29	Peak
3	7323.00	36.55	11.57	34.14	28.16	42.14	74.00	31.86	Peak
4	8684.00	37.32	11.45	33.66	27.01	42.12	74.00	31.88	Peak
5	11234.00	39.37	11.12	33.25	25.74	42.98	74.00	31.02	Peak
6	13580.00	40.31	11.40	32.64	24.74	43.81	74.00	30.19	Peak

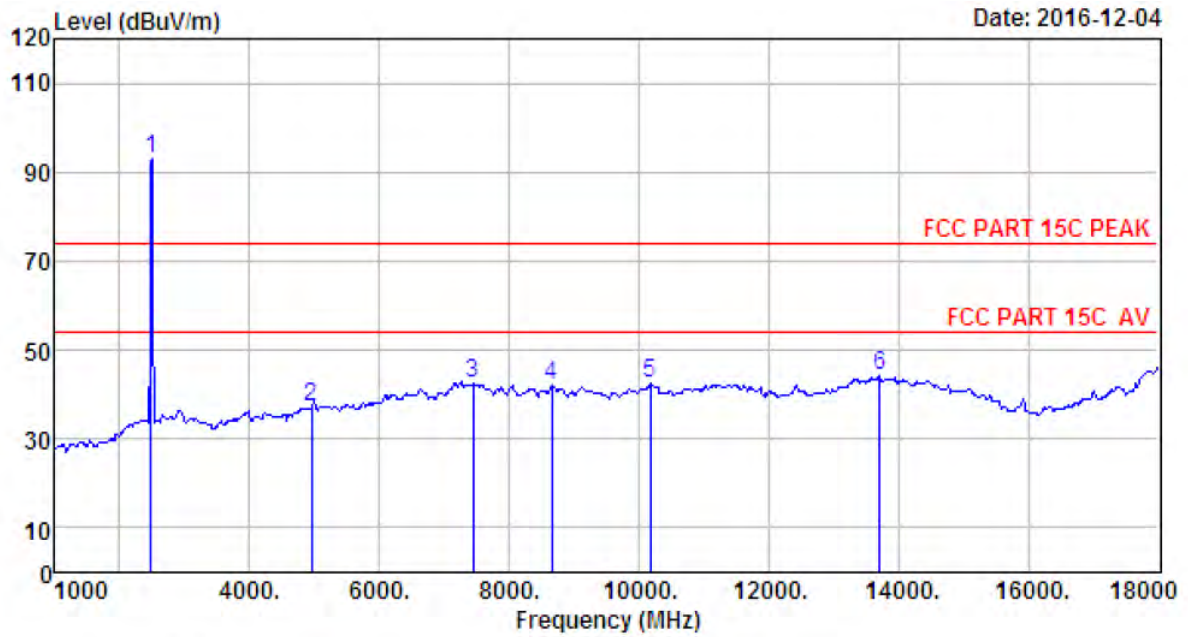
Remarks: 1. Emission Level= Antenna Factor + Cable Loss - Amp Factor + Reading.  
 2. The emission levels that are 20dB below the official limit are not reported.



Site no. : 966 1# chamber Data no. : 635  
 Dis. / Ant. : 3m ANT 1-18G Ant. pol. : VERTICAL  
 Limit : FCC PART 15C PEAK  
 Env. / Ins. : Temp:23.6';Humi:56%;Press:101.52kPa  
 Engineer : Tony  
 EUT : Bluetooth Speaker  
 Power : DC 7.4V  
 M/N : Beoplay P2  
 Test Mode : 8-DPSK TX 2480MHz

	Freq. (MHz)	Ant. Factor (dB/m)	Cable Loss (dB)	Amp Factor (dB)	Reading (dBuV)	Emission Level (dBuV/m)	Limits (dBuV/m)	Margin (dB)	Remark
1	2480.00	27.58	6.71	35.11	95.44	94.62	74.00	-20.62	Peak
2	4960.00	31.49	12.44	36.01	30.37	38.29	74.00	35.71	Peak
3	7440.00	36.54	11.61	34.22	28.21	42.14	74.00	31.86	Peak
4	8684.00	37.32	11.45	33.66	28.49	43.60	74.00	30.40	Peak
5	10486.00	38.95	11.32	34.50	26.61	42.38	74.00	31.62	Peak
6	14124.00	41.57	10.91	33.22	23.93	43.19	74.00	30.81	Peak

Remarks: 1. Emission Level= Antenna Factor + Cable Loss - Amp Factor + Reading.  
 2. The emission levels that are 20dB below the official limit are not reported.



Site no. : 966 1# chamber Data no. : 636  
 Dis. / Ant. : 3m ANT 1-18G Ant. pol. : HORIZONTAL  
 Limit : FCC PART 15C PEAK  
 Env. / Ins. : Temp:23.6';Humi:56%;Press:101.52kPa  
 Engineer : Tony  
 EUT : Bluetooth Speaker  
 Power : DC 7.4V  
 M/N : Beoplay P2  
 Test Mode : 8-DPSK TX 2480MHz

	Freq. (MHz)	Ant. Factor (dB/m)	Cable Loss (dB)	Amp Factor (dB)	Reading (dBuV)	Emission Level (dBuV/m)	Limits (dBuV/m)	Margin (dB)	Remark
1	2480.00	27.58	6.71	35.11	93.60	92.78	74.00	-18.78	Peak
2	4960.00	31.49	12.44	36.01	29.34	37.26	74.00	36.74	Peak
3	7440.00	36.54	11.61	34.22	28.37	42.30	74.00	31.70	Peak
4	8650.00	37.27	11.45	33.68	26.87	41.91	74.00	32.09	Peak
5	10180.00	38.42	11.49	34.53	26.91	42.29	74.00	31.71	Peak
6	13716.00	40.69	11.24	32.94	25.43	44.42	74.00	29.58	Peak

Remarks: 1. Emission Level= Antenna Factor + Cable Loss - Amp Factor + Reading.  
 2. The emission levels that are 20dB below the official limit are not reported.

**18000MHz – 25000MHz**

Pass

Note: The amplitude of spurious emission that is attenuated by more than 20dB below the permissible limit has no need to be reported.

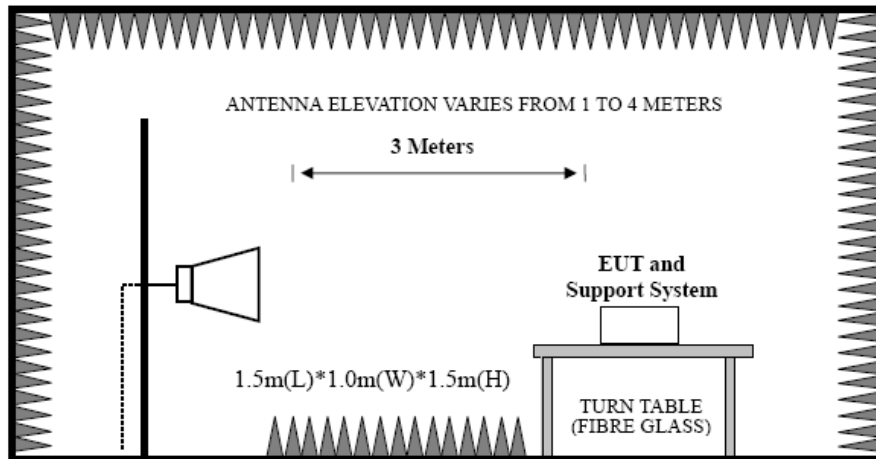


## 9. BAND EDGE COMPLIANCE

### 9.1. Limit

All the lower and upper band-edges emissions appearing within 2310MHz to 2390MHz and 2483.5MHz to 2500MHz restricted frequency bands shall not exceed the limits shown in 15.209, all the other emissions outside operation frequency band 2400MHz to 2483.5MHz shall be at least 20dB below the fundamental emissions, or comply with 15.209 limits.

### 9.2. Block Diagram of Test setup



### 9.3. Test Procedure

EUT was placed on a turn table, which is 1.5 m high above ground. The turn table can rotate 360 degrees to determine the position of the maximum emission level. Power on the EUT and let it working in test mode, then test it. EUT is set 3 meters away from the receiving antenna, which is mounted on a antenna tower. The antenna can be moved up and down between 1 meter and 4 meters to find out the maximum emission level. Both horizontal and vertical polarization of the antenna are set on test.

Set the spectrum analyzer in the following setting in order to capture the lower and upper band-edges of emissions

Peak : RBW = 1MHz, VBW = 1MHz, Detector=PEAK detector, Sweep time = auto.

AV : RBW = 1MHz, VBW = 10Hz, Detector=PEAK detector, Sweep time = auto.

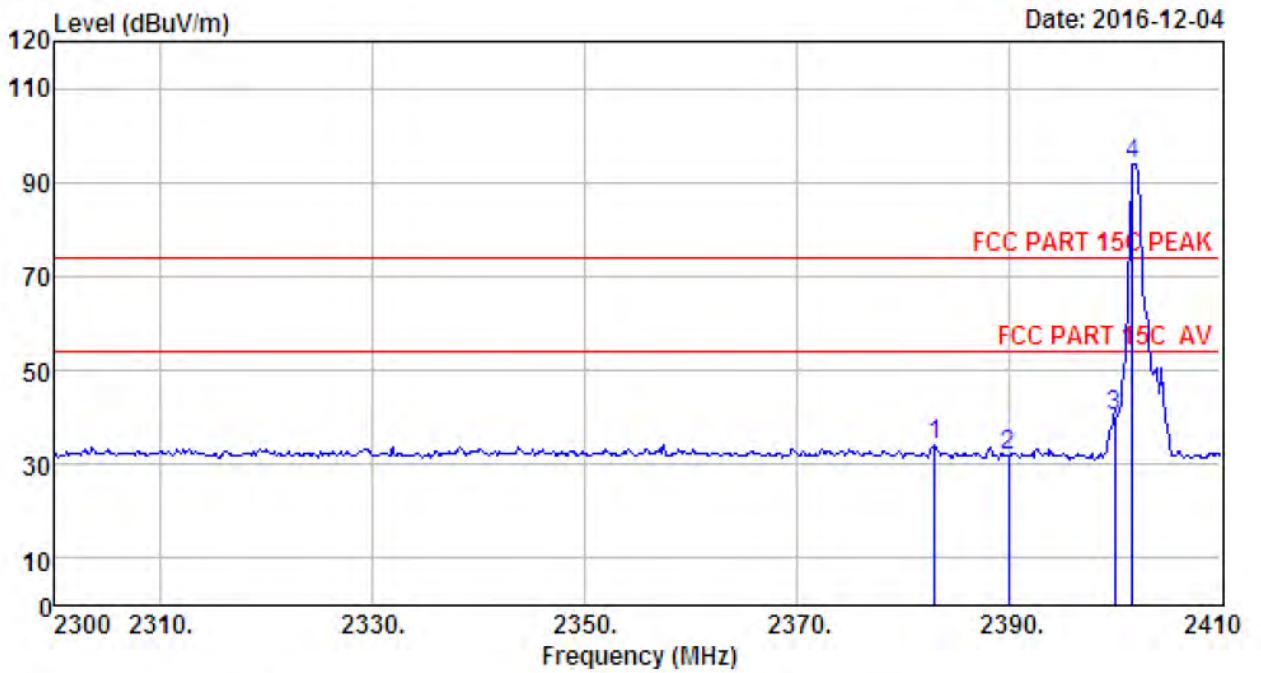
### 9.4. Test Result

Pass

Note: 1、 For emissions above 1GHz, if peak level comply with average limit, then the average level is deemed to comply with average limit.

2、 The frequency 2402MHz 、 2441MHz and 2480MHz is fundamental frequency which no limit, the limit on plots is automatically generated by the software, it's not fundamental limit, we can't remove it.

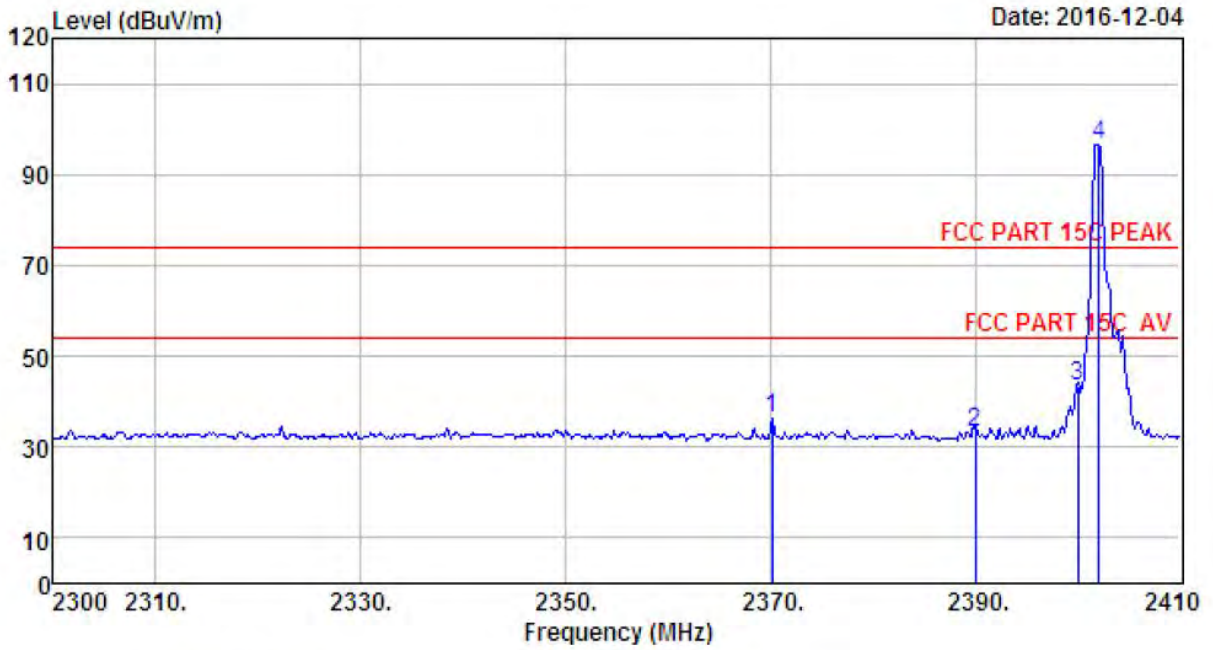
9.5. Test Data



Site no. : 966 1# chamber Data no. : 637  
 Dis. / Ant. : 3m ANT 1-18G Ant. pol. : HORIZONTAL  
 Limit : FCC PART 15C PEAK  
 Env. / Ins. : Temp:23.6';Humi:56%;Press:101.52kPa  
 Engineer : Tony  
 EUT : Bluetooth Speaker  
 Power : DC 7.4V  
 M/N : Beoplay P2  
 Test Mode : GFSK TX 2402MHz (No Hopping)

	Freq. (MHz)	Ant. Factor (dB/m)	Cable Loss (dB)	Amp Factor (dB)	Reading (dBuV)	Emission Level (dBuV/m)	Limits (dBuV/m)	Margin (dB)	Remark
1	2383.05	27.64	6.60	34.62	34.50	34.12	74.00	39.88	Peak
2	2390.00	27.64	6.62	34.62	32.30	31.94	74.00	42.06	Peak
3	2400.00	27.61	6.62	34.64	40.67	40.26	74.00	33.74	Peak
4	2401.75	27.61	6.62	34.64	94.29	93.88	74.00	-19.88	Peak

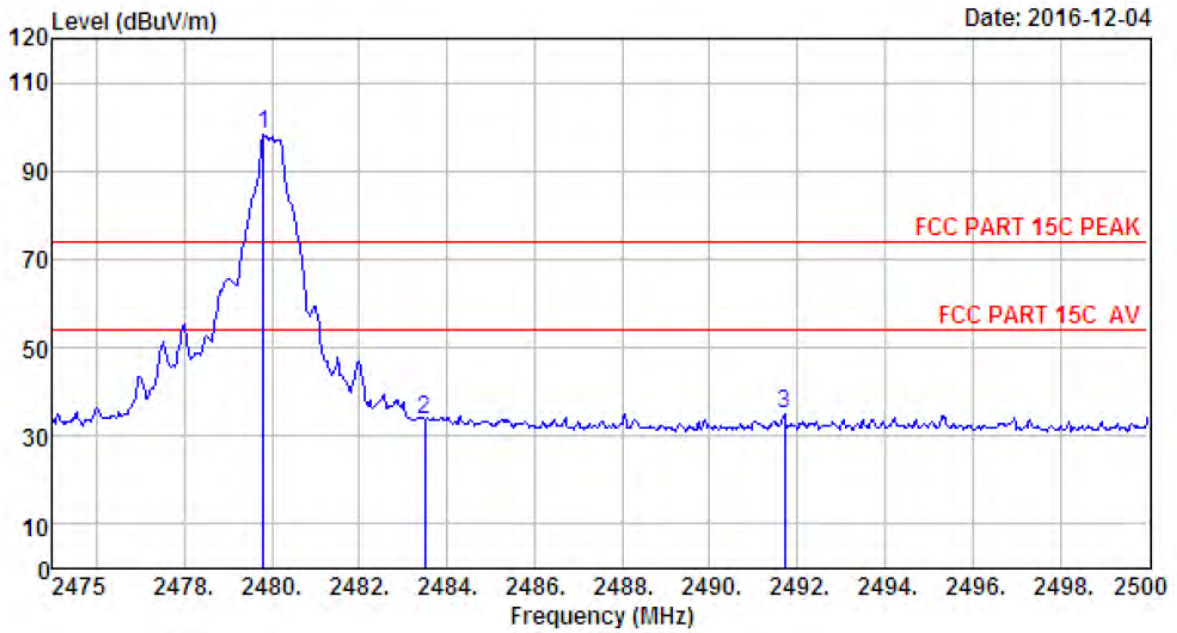
Remarks: 1. Emission Level= Antenna Factor + Cable Loss - Amp Factor + Reading.  
 2. The emission levels that are 20dB below the official limit are not reported.



Site no. : 966 1# chamber                      Data no. : 638  
 Dis. / Ant. : 3m ANT 1-18G                      Ant. pol. : VERTICAL  
 Limit : FCC PART 15C PEAK  
 Env. / Ins. : Temp:23.6';Humi:56%;Press:101.52kPa  
 Engineer : Tony  
 EUI : Bluetooth Speaker  
 Power : DC 7.4V  
 M/N : Beoplay P2  
 Test Mode : GFSK TX 2402MHz (No Hopping)

	Freq. (MHz)	Ant. Factor (dB/m)	Cable Loss (dB)	Amp Factor (dB)	Reading (dBuV)	Emission Level (dBuV/m)	Limits (dBuV/m)	Margin (dB)	Remark
1	2370.18	27.67	6.60	34.59	36.73	36.41	74.00	37.59	Peak
2	2390.00	27.64	6.62	34.62	33.55	33.19	74.00	40.81	Peak
3	2400.00	27.61	6.62	34.64	43.71	43.30	74.00	30.70	Peak
4	2402.08	27.61	6.62	34.64	96.78	96.37	74.00	-22.37	Peak

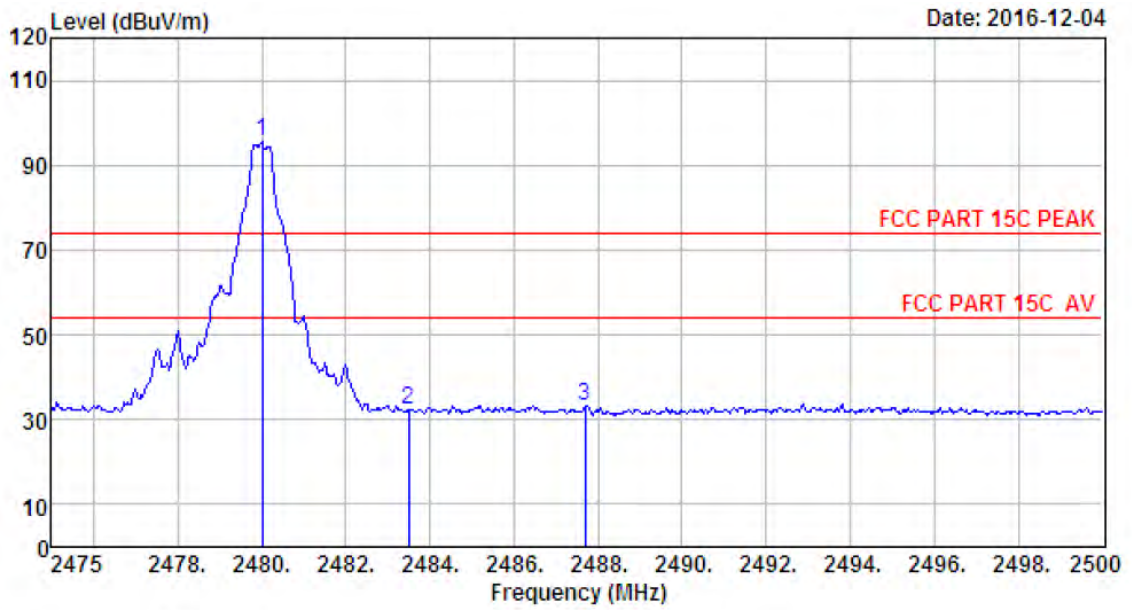
Remarks: 1. Emission Level= Antenna Factor + Cable Loss - Amp Factor + Reading.  
 2. The emission levels that are 20dB below the official limit are not reported.



Site no. : 966 1# chamber Data no. : 639  
 Dis. / Ant. : 3m ANT 1-18G Ant. pol. : VERTICAL  
 Limit : FCC PART 15C PEAK  
 Env. / Ins. : Temp:23.6';Humi:56%;Press:101.52kPa  
 Engineer : Tony  
 EUT : Bluetooth Speaker  
 Power : DC 7.4V  
 M/N : Beoplay P2  
 Test Mode : GFSK TX 2480MHz (No Hopping)

	Freq. (MHz)	Ant. Factor (dB/m)	Cable Loss (dB)	Amp Factor (dB)	Reading (dBUV)	Emission Level (dBUV/m)	Limits (dBUV/m)	Margin (dB)	Remark
1	2479.80	27.58	6.71	35.11	98.95	98.13	74.00	-24.13	Peak
2	2483.50	27.58	6.71	35.11	34.42	33.60	74.00	40.40	Peak
3	2491.70	27.58	6.73	35.24	35.87	34.94	74.00	39.06	Peak

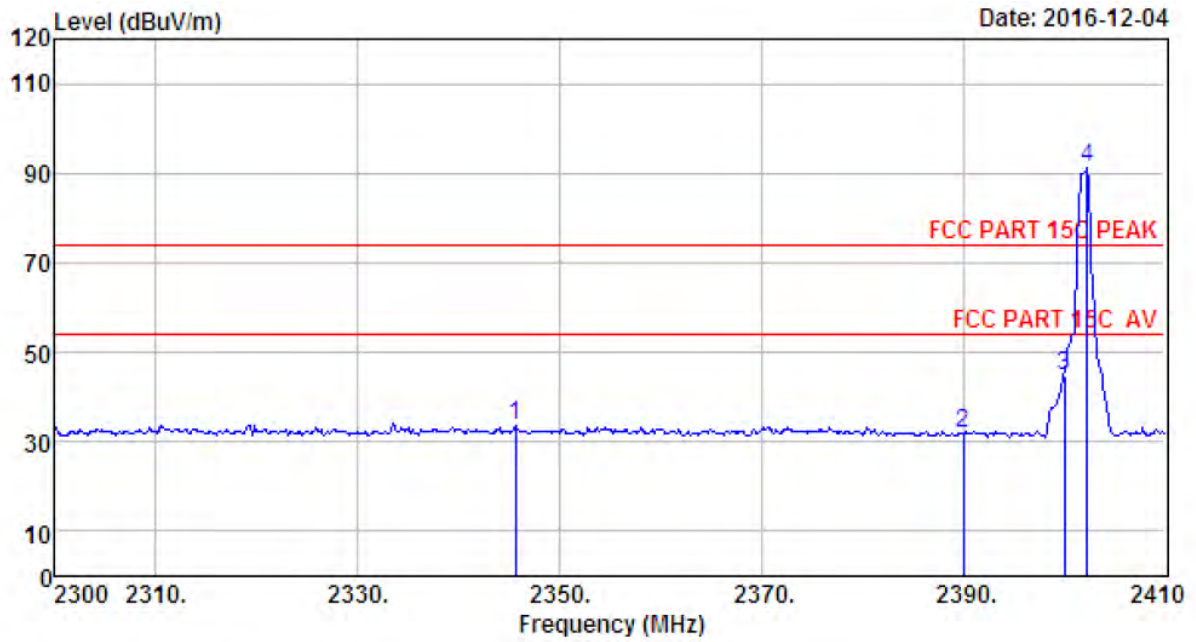
Remarks: 1. Emission Level= Antenna Factor + Cable Loss - Amp Factor + Reading.  
 2. The emission levels that are 20dB below the official limit are not reported.



Site no. : 966 1# chamber                      Data no. : 640  
 Dis. / Ant. : 3m ANT 1-18G                      Ant. pol. : HORIZONTAL  
 Limit : FCC PART 15C PEAK  
 Env. / Ins. : Temp:23.6';Humi:56%;Press:101.52kPa  
 Engineer : Tony  
 EUI : Bluetooth Speaker  
 Power : DC 7.4V  
 M/N : Beoplay P2  
 Test Mode : GFSK TX 2480MHz (No Hopping)

	Freq. (MHz)	Ant. Factor (dB/m)	Cable Loss (dB)	Amp Factor (dB)	Reading (dBUV)	Emission Level (dBUV/m)	Limits (dBUV/m)	Margin (dB)	Remark
1	2480.00	27.58	6.71	35.11	96.51	95.69	74.00	-21.69	Peak
2	2483.50	27.58	6.71	35.11	33.30	32.48	74.00	41.52	Peak
3	2487.70	27.58	6.73	35.11	34.16	33.36	74.00	40.64	Peak

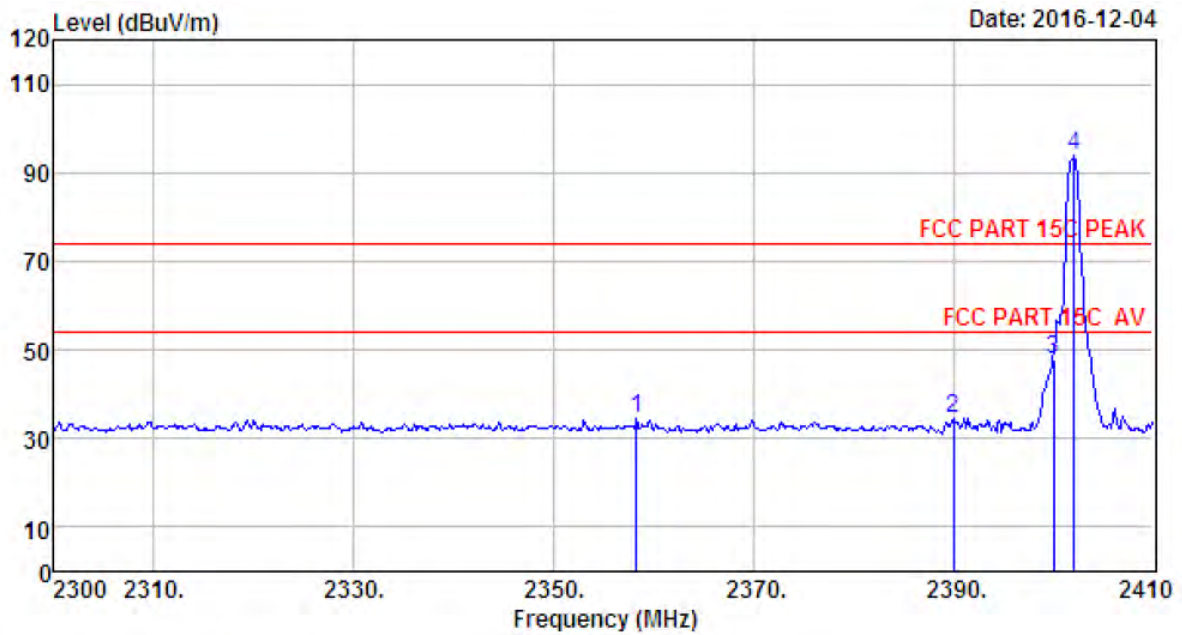
Remarks: 1. Emission Level= Antenna Factor + Cable Loss - Amp Factor + Reading.  
 2. The emission levels that are 20dB below the official limit are not reported.



Site no. : 966 1# chamber Data no. : 641  
 Dis. / Ant. : 3m ANT 1-18G Ant. pol. : HORIZONTAL  
 Limit : FCC PART 15C PEAK  
 Env. / Ins. : Temp:23.6';Humi:56%;Press:101.52kPa  
 Engineer : Tony  
 EUI : Bluetooth Speaker  
 Power : DC 7.4V  
 M/N : Beoplay P2  
 Test Mode : (π/4)DQPSK TX 2402MHz (No Hopping)

	Freq. (MHz)	Ant. Factor (dB/m)	Cable Loss (dB)	Amp Factor (dB)	Reading (dBUV)	Emission Level (dBUV/m)	Limits (dBUV/m)	Margin (dB)	Remark
1	2345.65	27.70	6.56	34.57	33.77	33.46	74.00	40.54	Peak
2	2390.00	27.64	6.62	34.62	32.19	31.83	74.00	42.17	Peak
3	2400.00	27.61	6.62	34.64	44.97	44.56	74.00	29.44	Peak
4	2402.30	27.61	6.62	34.64	91.64	91.23	74.00	-17.23	Peak

Remarks: 1. Emission Level= Antenna Factor + Cable Loss - Amp Factor + Reading.  
 2. The emission levels that are 20dB below the official limit are not reported.

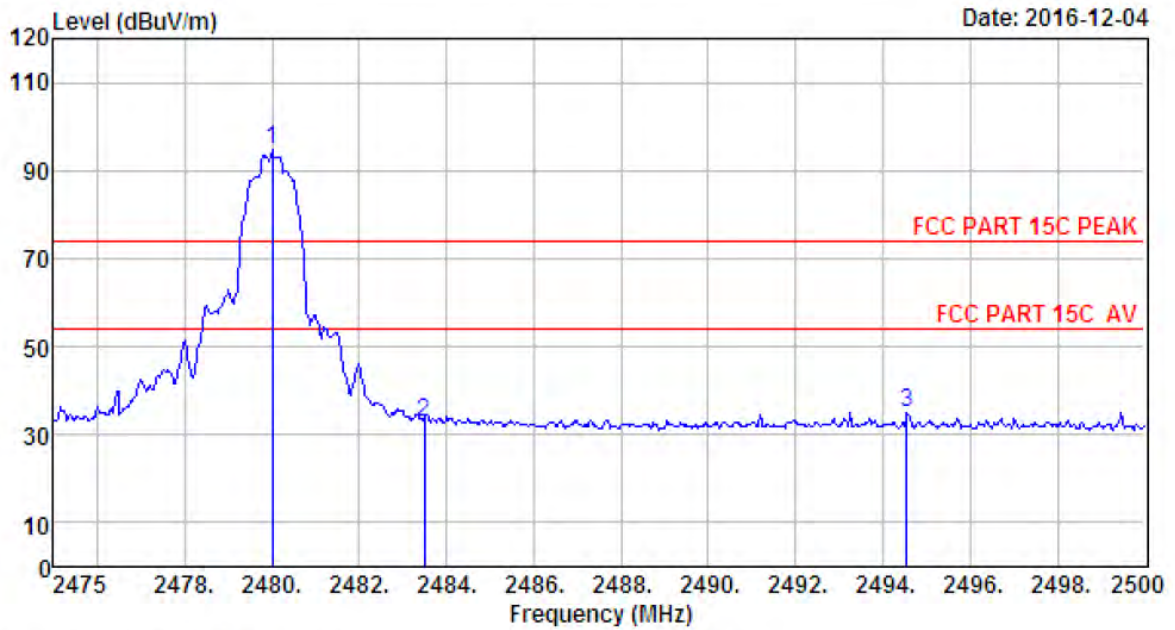


```

Site no.       : 966 1# chamber           Data no.   : 642
Dis. / Ant.   : 3m ANT 1-18G            Ant. pol.  : VERTICAL
Limit         : FCC PART 15C PEAK
Env. / Ins.   : Temp:23.6';Humi:56%;Press:101.52kPa
Engineer      : Tony
EUT           : Bluetooth Speaker
Power         : DC 7.4V
M/N           : Beoplay P2
Test Mode     : (n/4)DQPSK TX 2402MHz (No Hopping)
    
```

	Freq. (MHz)	Ant. Factor (dB/m)	Cable Loss (dB)	Amp Factor (dB)	Reading (dBuV)	Emission Level (dBuV/m)	Limits (dBuV/m)	Margin (dB)	Remark
1	2358.30	27.67	6.58	34.57	34.71	34.39	74.00	39.61	Peak
2	2390.00	27.64	6.62	34.62	34.81	34.45	74.00	39.55	Peak
3	2400.00	27.61	6.62	34.64	48.35	47.94	74.00	26.06	Peak
4	2402.08	27.61	6.62	34.64	94.22	93.81	74.00	-19.81	Peak

Remarks: 1. Emission Level= Antenna Factor + Cable Loss - Amp Factor + Reading.  
 2. The emission levels that are 20dB below the official limit are not reported.

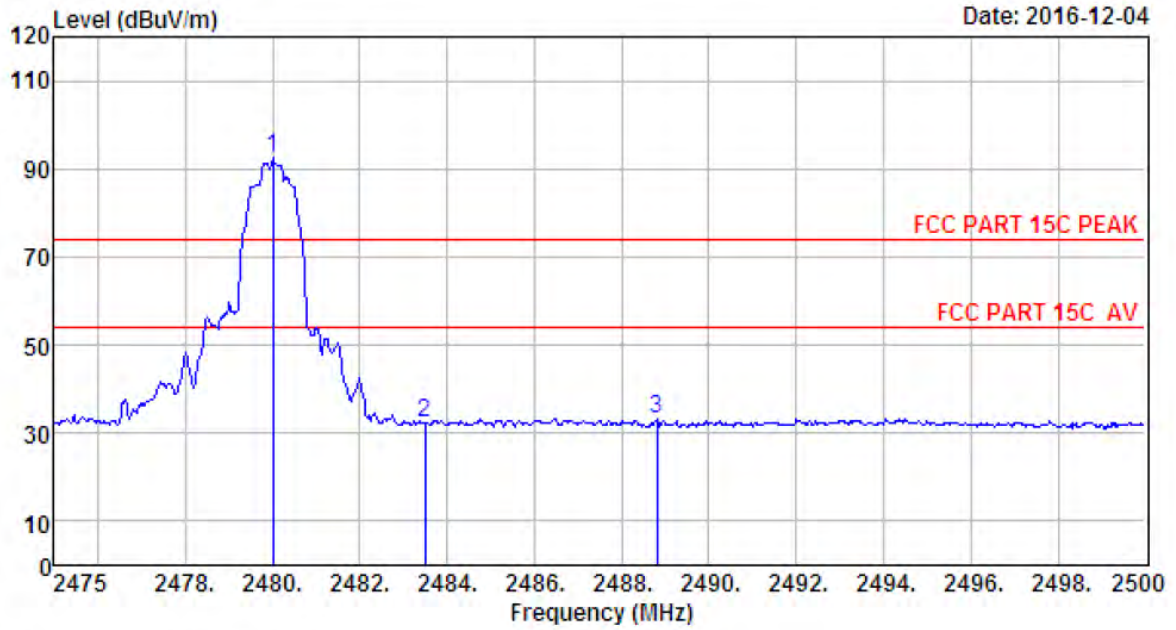


Site no. : 966 1# chamber Data no. : 643  
 Dis. / Ant. : 3m ANT 1-18G Ant. pol. : VERTICAL  
 Limit : FCC PART 15C PEAK  
 Env. / Ins. : Temp:23.6';Humi:56%;Press:101.52kPa  
 Engineer : Tony  
 EUT : Bluetooth Speaker  
 Power : DC 7.4V  
 M/N : Beoplay P2  
 Test Mode : (π/4)DQPSK TX 2480MHz (No Hopping)

	Freq. (MHz)	Ant. Factor (dB/m)	Cable Loss (dB)	Amp Factor (dB)	Reading (dBuV)	Emission Level (dBuV/m)	Limits (dBuV/m)	Margin (dB)	Remark
1	2480.00	27.58	6.71	35.11	95.47	94.65	74.00	-20.65	Peak
2	2483.50	27.58	6.71	35.11	33.40	32.58	74.00	41.42	Peak
3	2494.55	27.57	6.73	35.24	36.09	35.15	74.00	38.85	Peak

Remarks: 1. Emission Level= Antenna Factor + Cable Loss - Amp Factor + Reading.  
 2. The emission levels that are 20dB below the official limit are not reported.

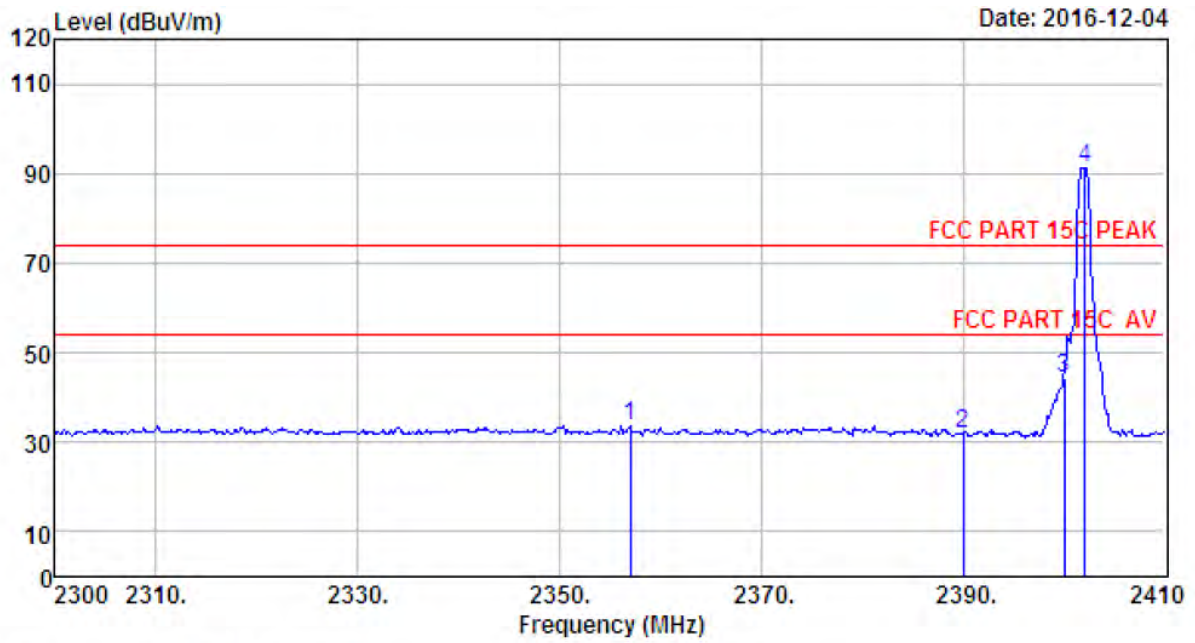




Site no. : 966 1# chamber Data no. : 644  
 Dis. / Ant. : 3m ANT 1-18G Ant. pol. : HORIZONTAL  
 Limit : FCC PART 15C PEAK  
 Env. / Ins. : Temp:23.6';Humi:56%;Press:101.52kPa  
 Engineer : Tony  
 EUT : Bluetooth Speaker  
 Power : DC 7.4V  
 M/N : Beoplay P2  
 Test Mode : (π/4)DQPSK TX 2480MHz (No Hopping)

	Freq. (MHz)	Ant. Factor (dB/m)	Cable Loss (dB)	Amp Factor (dB)	Reading (dBuV)	Emission Level (dBuV/m)	Limits (dBuV/m)	Margin (dB)	Remark
1	2480.00	27.58	6.71	35.11	93.38	92.56	74.00	-18.56	Peak
2	2483.50	27.58	6.71	35.11	32.95	32.13	74.00	41.87	Peak
3	2488.80	27.58	6.73	35.11	34.07	33.27	74.00	40.73	Peak

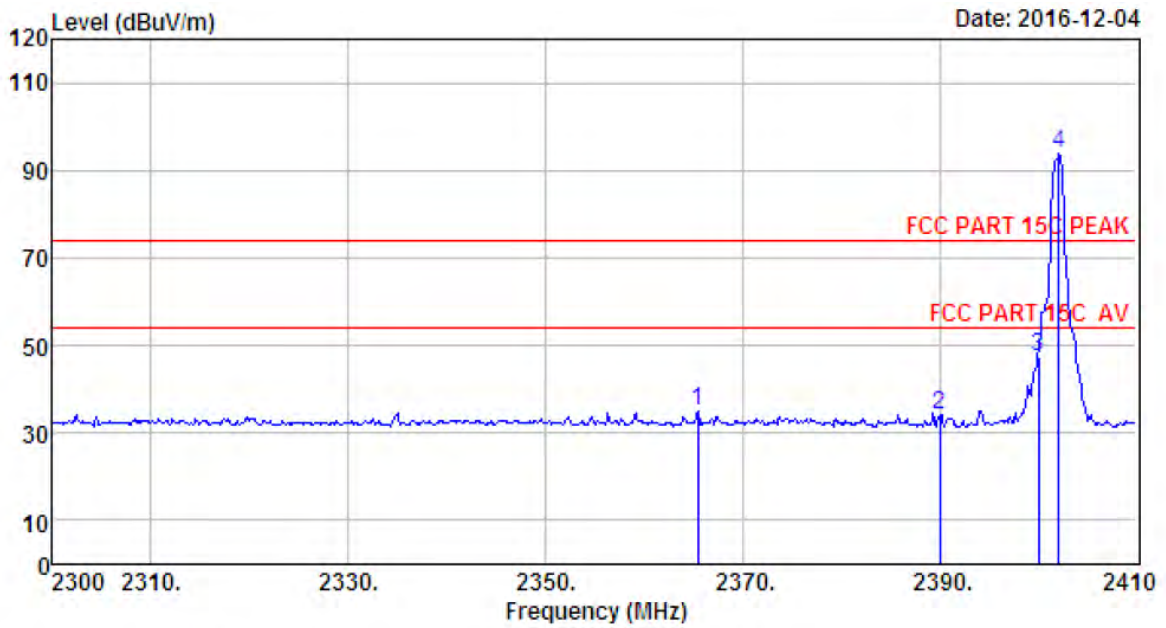
Remarks: 1. Emission Level= Antenna Factor + Cable Loss - Amp Factor + Reading.  
 2. The emission levels that are 20dB below the official limit are not reported.



Site no. : 966 1# chamber Data no. : 645  
 Dis. / Ant. : 3m ANT 1-18G Ant. pol. : HORIZONTAL  
 Limit : FCC PART 15C PEAK  
 Env. / Ins. : Temp:23.6';Humi:56%;Press:101.52kPa  
 Engineer : Tony  
 EUT : Bluetooth Speaker  
 Power : DC 7.4V  
 M/N : Beoplay P2  
 Test Mode : 8-DPSK TX 2402MHz (No Hopping)

	Freq. (MHz)	Ant. Factor (dB/m)	Cable Loss (dB)	Amp Factor (dB)	Reading (dBuV)	Emission Level (dBuV/m)	Limits (dBuV/m)	Margin (dB)	Remark
1	2356.98	27.67	6.58	34.57	34.16	33.84	74.00	40.16	Peak
2	2390.00	27.64	6.62	34.62	32.16	31.80	74.00	42.20	Peak
3	2400.00	27.61	6.62	34.64	44.84	44.43	74.00	29.57	Peak
4	2402.08	27.61	6.62	34.64	91.69	91.28	74.00	-17.28	Peak

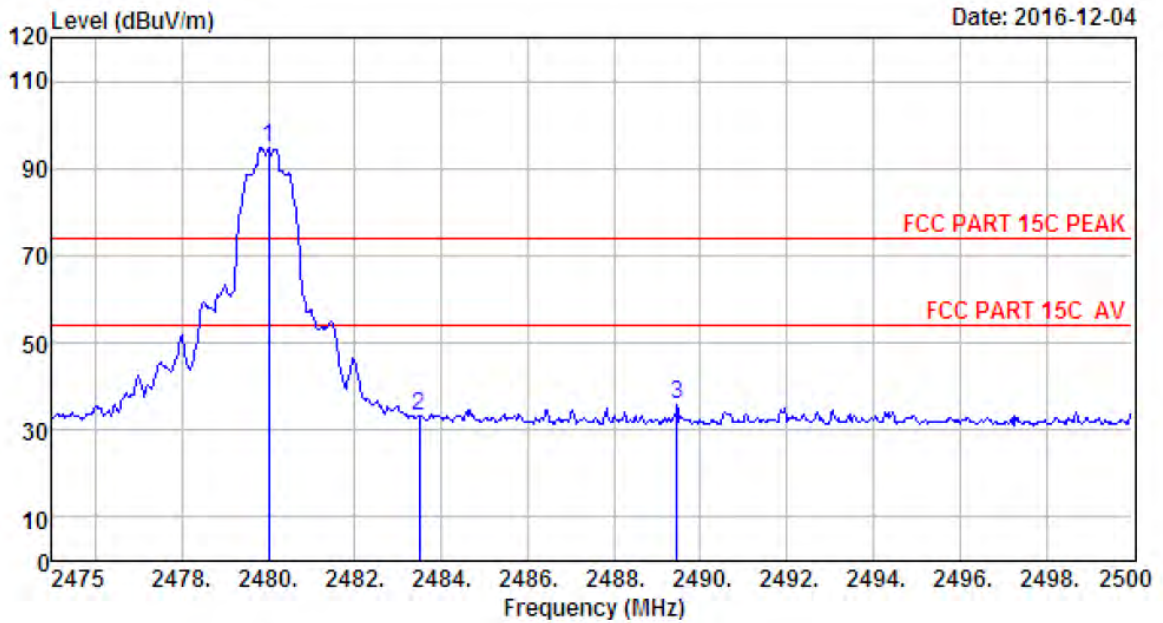
Remarks: 1. Emission Level= Antenna Factor + Cable Loss - Amp Factor + Reading.  
 2. The emission levels that are 20dB below the official limit are not reported.



Site no. : 966 1# chamber Data no. : 646  
 Dis. / Ant. : 3m ANI 1-18G Ant. pol. : VERTICAL  
 Limit : FCC PART 15C PEAK  
 Env. / Ins. : Temp:23.6';Humi:56%;Press:101.52kPa  
 Engineer : Tony  
 EUT : Bluetooth Speaker  
 Power : DC 7.4V  
 M/N : Beoplay P2  
 Test Mode : 8-DPSK TX 2402MHz (No Hopping)

	Freq. (MHz)	Ant. Factor (dB/m)	Cable Loss (dB)	Amp Factor (dB)	Reading (dBuV)	Emission Level (dBuV/m)	Limits (dBuV/m)	Margin (dB)	Remark
1	2365.45	27.67	6.58	34.59	35.34	35.00	74.00	39.00	Peak
2	2390.00	27.64	6.62	34.62	34.28	33.92	74.00	40.08	Peak
3	2400.00	27.61	6.62	34.64	47.81	47.40	74.00	26.60	Peak
4	2402.08	27.61	6.62	34.64	94.09	93.68	74.00	-19.68	Peak

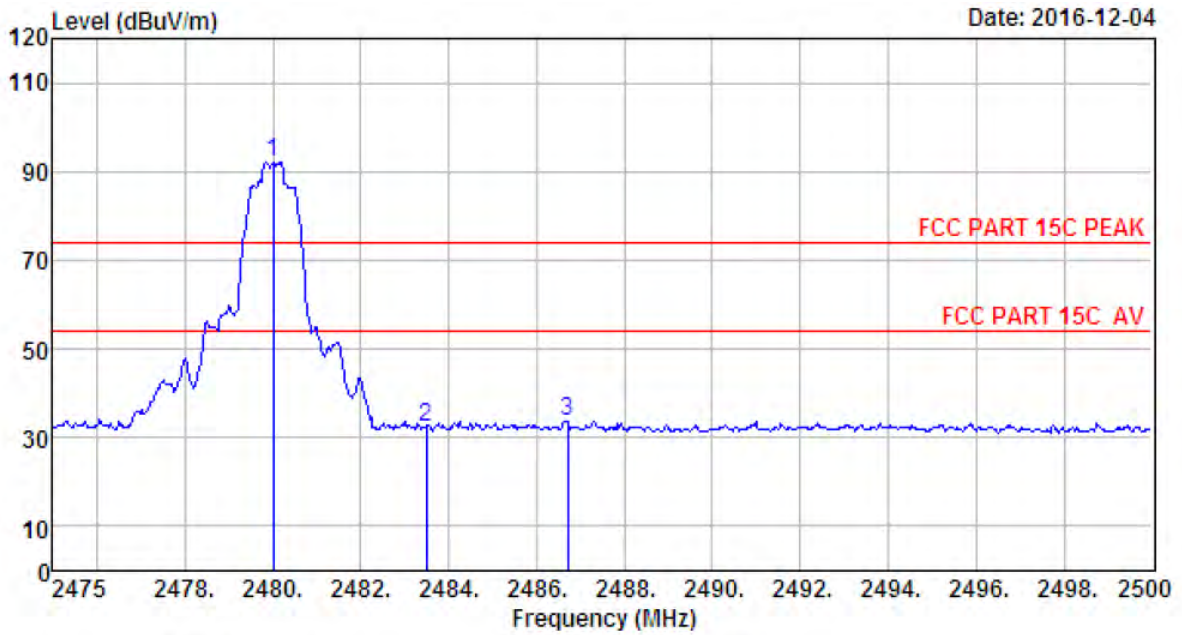
Remarks: 1. Emission Level= Antenna Factor + Cable Loss - Amp Factor + Reading.  
 2. The emission levels that are 20dB below the official limit are not reported.



Site no. : 966 1# chamber Data no. : 647  
 Dis. / Ant. : 3m ANT 1-18G Ant. pol. : VERTICAL  
 Limit : FCC PART 15C PEAK  
 Env. / Ins. : Temp:23.6';Humi:56%;Press:101.52kPa  
 Engineer : Tony  
 EUI : Bluetooth Speaker  
 Power : DC 7.4V  
 M/N : Beoplay P2  
 Test Mode : 8-DPSK TX 2480MHz (No Hopping)

	Freq. (MHz)	Ant. Factor (dB/m)	Cable Loss (dB)	Amp Factor (dB)	Reading (dBUV)	Emission Level (dBUV/m)	Limits (dBUV/m)	Margin (dB)	Remark
1	2480.00	27.58	6.71	35.11	95.76	94.94	74.00	-20.94	Peak
2	2483.50	27.58	6.71	35.11	34.19	33.37	74.00	40.63	Peak
3	2489.45	27.58	6.73	35.24	36.69	35.76	74.00	38.24	Peak

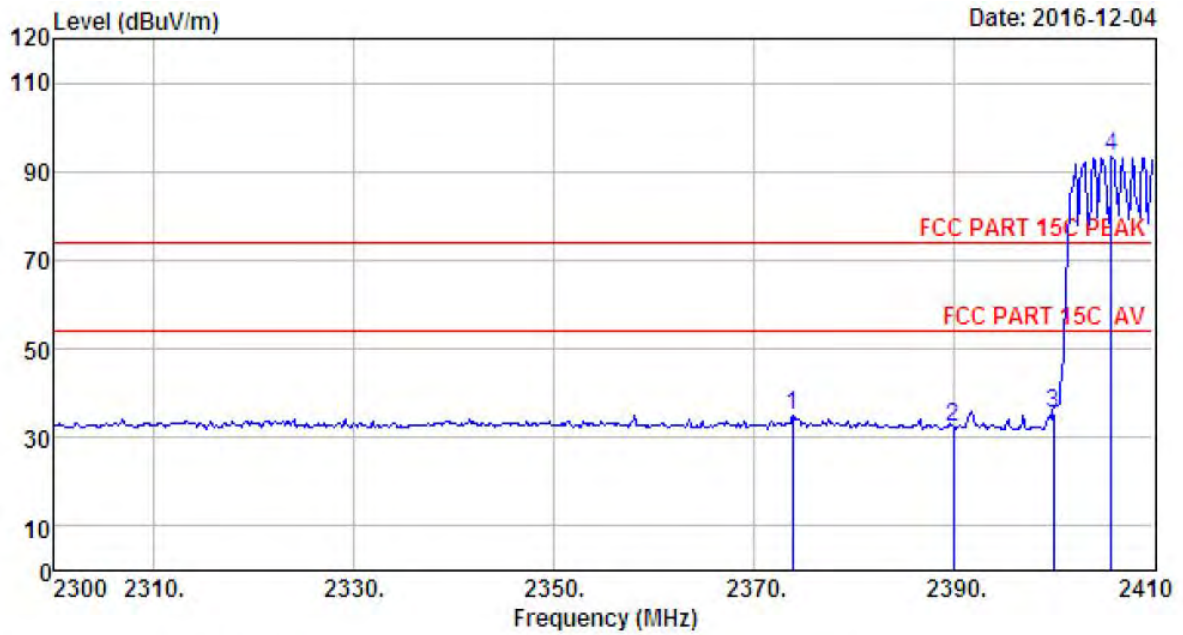
Remarks: 1. Emission Level= Antenna Factor + Cable Loss - Amp Factor + Reading.  
 2. The emission levels that are 20dB below the official limit are not reported.



Site no. : 966 1# chamber Data no. : 648  
 Dis. / Ant. : 3m ANT 1-18G Ant. pol. : HORIZONTAL  
 Limit : FCC PART 15C PEAK  
 Env. / Ins. : Temp:23.6';Humi:56%;Press:101.52kPa  
 Engineer : Tony  
 EUT : Bluetooth Speaker  
 Power : DC 7.4V  
 M/N : Beoplay P2  
 Test Mode : 8-DPSK TX 2480MHz (No Hopping)

	Freq. (MHz)	Ant. Factor (dB/m)	Cable Loss (dB)	Amp Factor (dB)	Reading (dBuV)	Emission Level (dBuV/m)	Limits (dBuV/m)	Margin (dB)	Remark
1	2480.00	27.58	6.71	35.11	93.13	92.31	74.00	-18.31	Peak
2	2483.50	27.58	6.71	35.11	33.06	32.24	74.00	41.76	Peak
3	2486.70	27.58	6.71	35.11	34.56	33.74	74.00	40.26	Peak

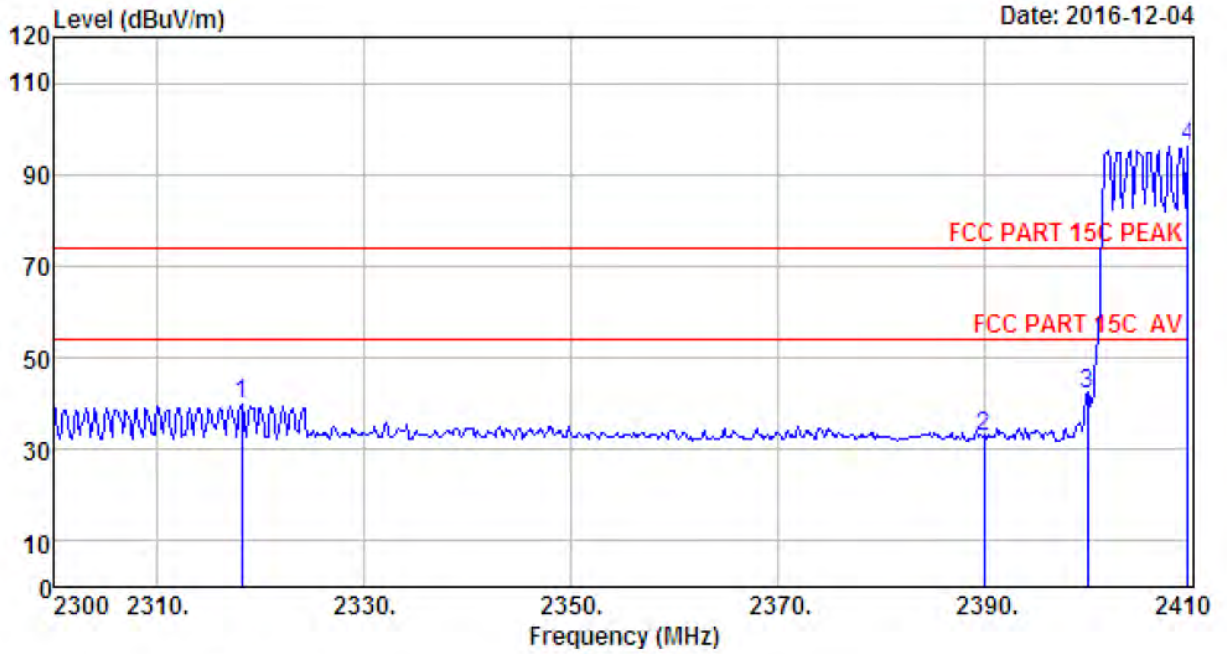
Remarks: 1. Emission Level= Antenna Factor + Cable Loss - Amp Factor + Reading.  
 2. The emission levels that are 20dB below the official limit are not reported.



Site no. : 966 1# chamber                      Data no. : 649  
 Dis. / Ant. : 3m ANT 1-18G                      Ant. pol. : HORIZONTAL  
 Limit : FCC PART 15C PEAK  
 Env. / Ins. : Temp:23.6';Humi:56%;Press:101.52kPa  
 Engineer : Tony  
 EUT : Bluetooth Speaker  
 Power : DC 7.4V  
 M/N : Beoplay P2  
 Test Mode : GFSK TX 2402MHz (Hopping On)

	Freq. (MHz)	Ant. Factor (dB/m)	Cable Loss (dB)	Amp Factor (dB)	Reading (dBuV)	Emission Level (dBuV/m)	Limits (dBuV/m)	Margin (dB)	Remark
1	2373.92	27.64	6.60	34.59	35.46	35.11	74.00	38.89	Peak
2	2390.00	27.64	6.62	34.62	32.57	32.21	74.00	41.79	Peak
3	2400.00	27.61	6.62	34.64	35.96	35.55	74.00	38.45	Peak
4	2405.82	27.61	6.64	34.64	93.90	93.51	74.00	-19.51	Peak

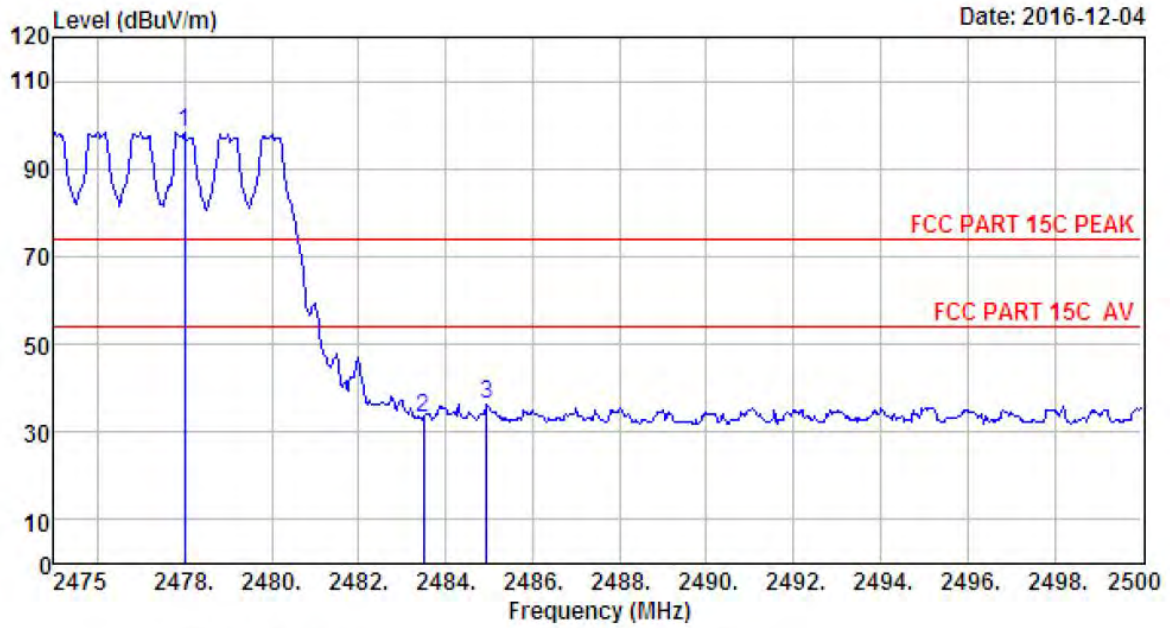
Remarks: 1. Emission Level= Antenna Factor + Cable Loss - Amp Factor + Reading.  
 2. The emission levels that are 20dB below the official limit are not reported.



Site no. : 966 1# chamber Data no. : 650  
 Dis. / Ant. : 3m ANT 1-18G Ant. pol. : VERTICAL  
 Limit : FCC PART 15C PEAK  
 Env. / Ins. : Temp:23.6';Humi:56%;Press:101.52kPa  
 Engineer : Tony  
 EUT : Bluetooth Speaker  
 Power : DC 7.4V  
 M/N : Beoplay P2  
 Test Mode : GFSK TX 2402MHz (Hopping On)

	Freq. (MHz)	Ant. Factor (dB/m)	Cable Loss (dB)	Amp Factor (dB)	Reading (dBuV)	Emission Level (dBuV/m)	Limits (dBuV/m)	Margin (dB)	Remark
1	2318.15	27.76	6.54	34.60	39.98	39.68	74.00	34.32	Peak
2	2390.00	27.64	6.62	34.62	32.92	32.56	74.00	41.44	Peak
3	2400.00	27.61	6.62	34.64	42.44	42.03	74.00	31.97	Peak
4	2409.78	27.60	6.64	34.64	96.46	96.06	74.00	-22.06	Peak

Remarks: 1. Emission Level= Antenna Factor + Cable Loss - Amp Factor + Reading.  
 2. The emission levels that are 20dB below the official limit are not reported.

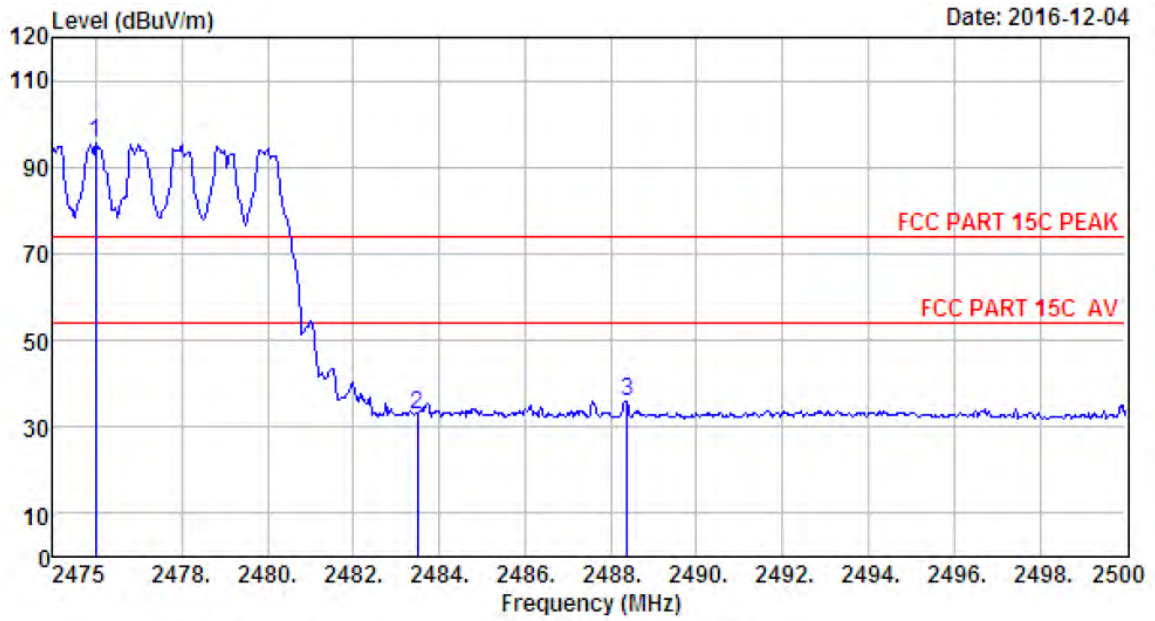


Site no. : 966 1# chamber                      Data no. : 651  
 Dis. / Ant. : 3m ANI 1-18G                      Ant. pol. : VERTICAL  
 Limit : FCC PART 15C PEAK  
 Env. / Ins. : Temp:23.6';Humi:56%;Press:101.52kPa  
 Engineer : Tony  
 EUT : Bluetooth Speaker  
 Power : DC 7.4V  
 M/N : Beoplay P2  
 Test Mode : GFSK TX 2480MHz (Hopping On)

	Freq. (MHz)	Ant. Factor (dB/m)	Cable Loss (dB)	Amp Factor (dB)	Reading (dBUV)	Emission Level (dBUV/m)	Limits (dBUV/m)	Margin (dB)	Remark
1	2478.00	27.58	6.71	35.11	99.24	98.42	74.00	-24.42	Peak
2	2483.50	27.58	6.71	35.11	34.19	33.37	74.00	40.63	Peak
3	2484.95	27.58	6.71	35.11	37.05	36.23	74.00	37.77	Peak

Remarks: 1. Emission Level= Antenna Factor + Cable Loss - Amp Factor + Reading.  
 2. The emission levels that are 20dB below the official limit are not reported.

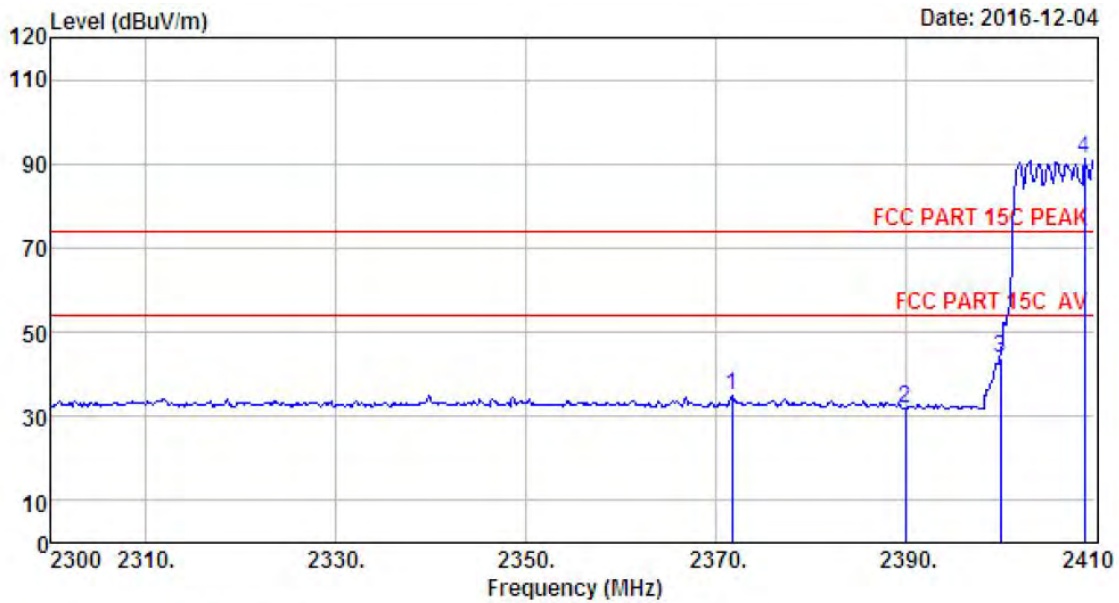




Site no. : 966 1# chamber                      Data no. : 652  
 Dis. / Ant. : 3m ANT 1-18G                      Ant. pol. : HORIZONTAL  
 Limit : FCC PART 15C PEAK  
 Env. / Ins. : Temp:23.6';Humi:56%;Press:101.52kPa  
 Engineer : Tony  
 EUI : Bluetooth Speaker  
 Power : DC 7.4V  
 M/N : Beoplay P2  
 Test Mode : GFSK TX 2480MHz (Hopping On)

	Freq. (MHz)	Ant. Factor (dB/m)	Cable Loss (dB)	Amp Factor (dB)	Reading (dBuV)	Emission Level (dBuV/m)	Limits (dBuV/m)	Margin (dB)	Remark
1	2476.00	27.58	6.71	35.11	96.33	95.51	74.00	-21.51	Peak
2	2483.50	27.58	6.71	35.11	33.62	32.80	74.00	41.20	Peak
3	2488.38	27.58	6.73	35.11	36.75	35.95	74.00	38.05	Peak

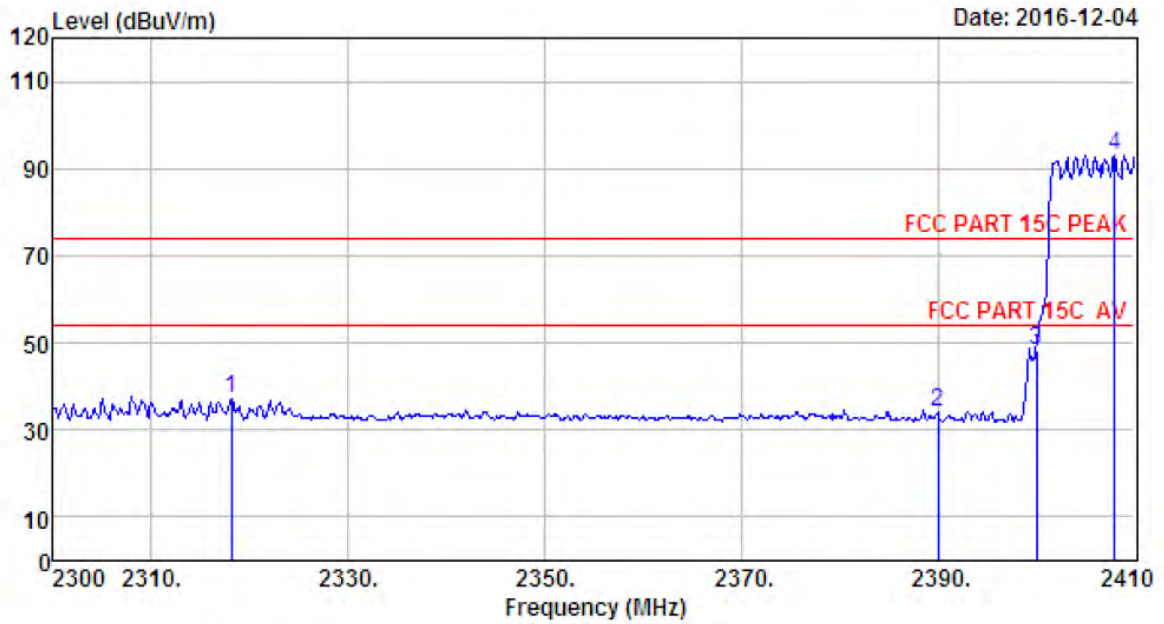
Remarks: 1. Emission Level= Antenna Factor + Cable Loss - Amp Factor + Reading.  
 2. The emission levels that are 20dB below the official limit are not reported.



Site no. : 966 1# chamber                      Data no. : 653  
 Dis. / Ant. : 3m ANT 1-18G                      Ant. pol. : HORIZONTAL  
 Limit : FCC PART 15C PEAK  
 Env. / Ins. : Temp:23.6°;Humi:56%;Press:101.52kPa  
 Engineer : Tony  
 EUT : Bluetooth Speaker  
 Power : DC 7.4V  
 M/N : Beoplay P2  
 Test Mode : (π/4)DQPSK TX 2402MHz (Hopping On)

	Freq. (MHz)	Ant. Factor (dB/m)	Cable Loss (dB)	Amp Factor (dB)	Reading (dBuV)	Emission Level (dBuV/m)	Limits (dBuV/m)	Margin (dB)	Remark
1	2371.72	27.67	6.60	34.59	35.20	34.88	74.00	39.12	Peak
2	2390.00	27.64	6.62	34.62	32.34	31.98	74.00	42.02	Peak
3	2400.00	27.61	6.62	34.64	44.15	43.74	74.00	30.26	Peak
4	2408.90	27.60	6.64	34.64	91.51	91.11	74.00	-17.11	Peak

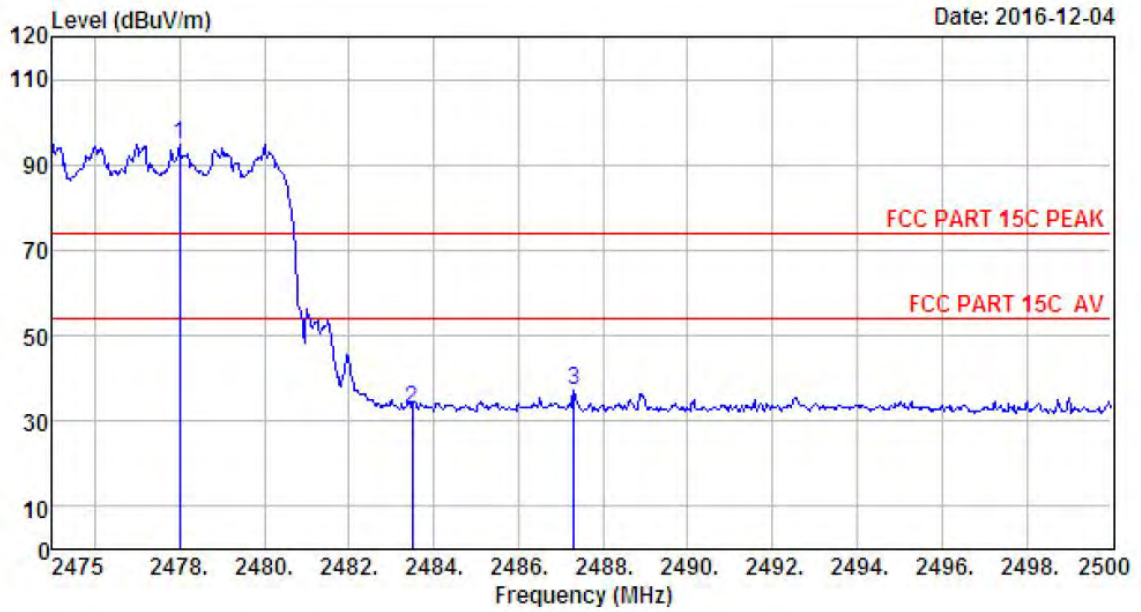
Remarks: 1. Emission Level= Antenna Factor + Cable Loss - Amp Factor + Reading.  
 2. The emission levels that are 20dB below the official limit are not reported.



Site no. : 966 1# chamber Data no. : 654  
 Dis. / Ant. : 3m ANT 1-18G Ant. pol. : VERTICAL  
 Limit : FCC PART 15C PEAK  
 Env. / Ins. : Temp:23.6';Humi:56%;Press:101.52kPa  
 Engineer : Tony  
 EUT : Bluetooth Speaker  
 Power : DC 7.4V  
 M/N : Beoplay P2  
 Test Mode : (π/4)DQPSK TX 2402MHz (Hopping On)

	Freq. (MHz)	Ant. Factor (dB/m)	Cable Loss (dB)	Amp Factor (dB)	Reading (dBuV)	Emission Level (dBuV/m)	Limits (dBuV/m)	Margin (dB)	Remark
1	2318.15	27.76	6.54	34.60	37.31	37.01	74.00	36.99	Peak
2	2390.00	27.64	6.62	34.62	34.62	34.26	74.00	39.74	Peak
3	2400.00	27.61	6.62	34.64	48.79	48.38	74.00	25.62	Peak
4	2408.02	27.61	6.64	34.64	93.58	93.19	74.00	-19.19	Peak

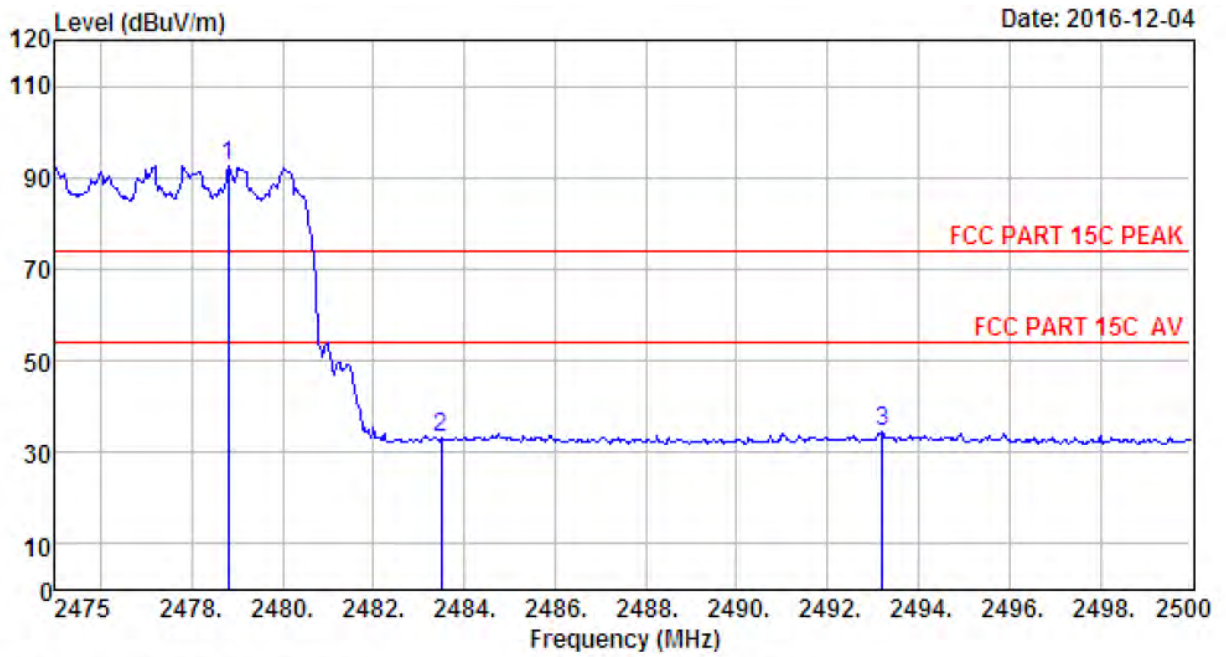
Remarks: 1. Emission Level= Antenna Factor + Cable Loss - Amp Factor + Reading.  
 2. The emission levels that are 20dB below the official limit are not reported.



Site no. : 966 1# chamber                      Data no. : 655  
 Dis. / Ant. : 3m ANI 1-18G                      Ant. pol. : VERTICAL  
 Limit : FCC PART 15C PEAK  
 Env. / Ins. : Temp:23.6';Humi:56%;Press:101.52kPa  
 Engineer : Tony  
 EUT : Bluetooth Speaker  
 Power : DC 7.4V  
 M/N : Beoplay P2  
 Test Mode : ( $\pi/4$ )DQPSK TX 2480MHz (Hopping On)

	Freq. (MHz)	Ant. Factor (dB/m)	Cable Loss (dB)	Amp Factor (dB)	Reading (dBuV)	Emission Level (dBuV/m)	Limits (dBuV/m)	Margin (dB)	Remark
1	2478.00	27.58	6.71	35.11	95.75	94.93	74.00	-20.93	Peak
2	2483.50	27.58	6.71	35.11	33.44	32.62	74.00	41.38	Peak
3	2487.30	27.58	6.71	35.11	37.82	37.00	74.00	37.00	Peak

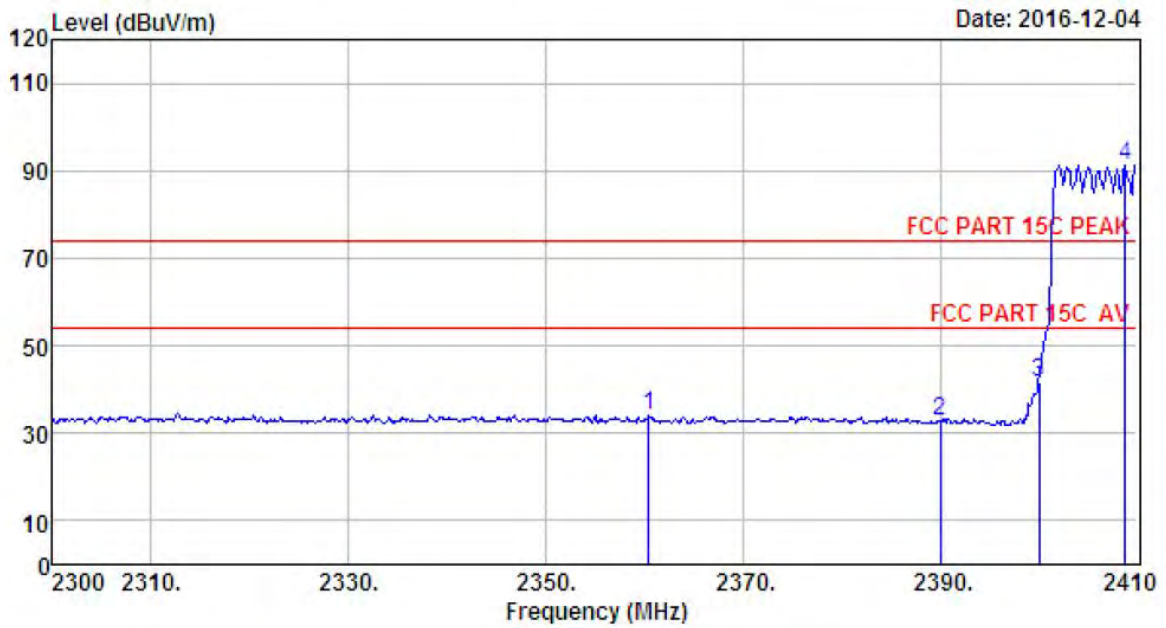
Remarks: 1. Emission Level= Antenna Factor + Cable Loss - Amp Factor + Reading.  
 2. The emission levels that are 20dB below the official limit are not reported.



Site no. : 966 1# chamber Data no. : 656  
 Dis. / Ant. : 3m ANT 1-18G Ant. pol. : HORIZONTAL  
 Limit : FCC PART 15C PEAK  
 Env. / Ins. : Temp:23.6';Humi:56%;Press:101.52kPa  
 Engineer : Tony  
 EUI : Bluetooth Speaker  
 Power : DC 7.4V  
 M/N : Beoplay P2  
 Test Mode : (m/4)DQPSK TX 2480MHz (Hopping On)

	Freq. (MHz)	Ant. Factor (dB/m)	Cable Loss (dB)	Amp Factor (dB)	Reading (dBuV)	Emission Level (dBuV/m)	Limits (dBuV/m)	Margin (dB)	Remark
1	2478.80	27.58	6.71	35.11	93.42	92.60	74.00	-18.60	Peak
2	2483.50	27.58	6.71	35.11	33.86	33.04	74.00	40.96	Peak
3	2493.20	27.58	6.73	35.24	35.58	34.65	74.00	39.35	Peak

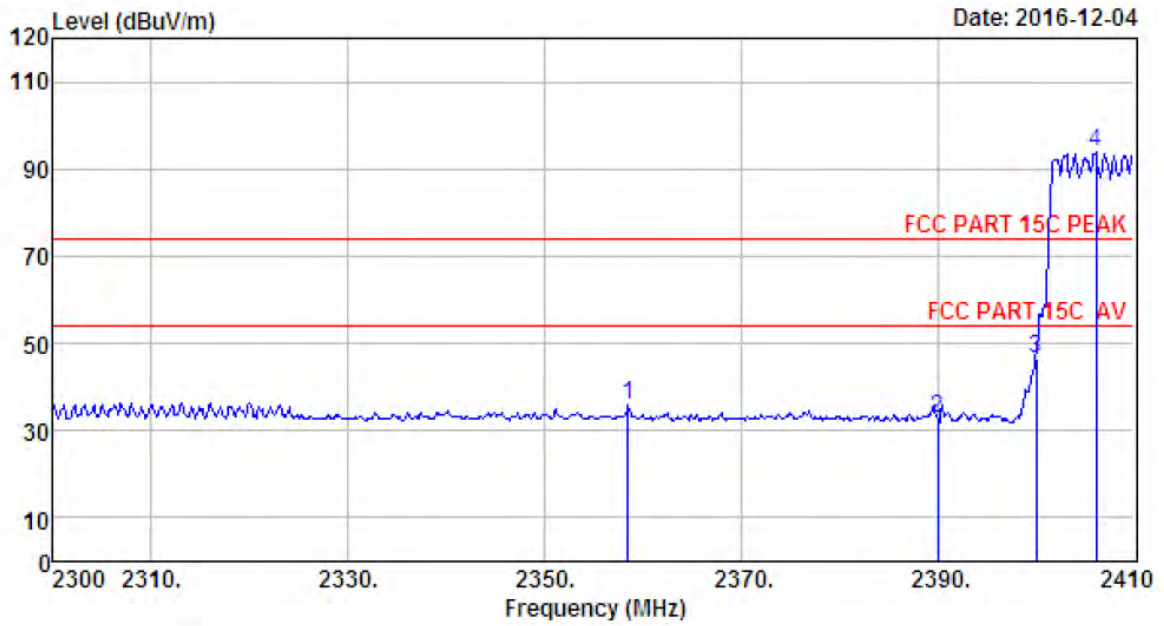
Remarks: 1. Emission Level= Antenna Factor + Cable Loss - Amp Factor + Reading.  
 2. The emission levels that are 20dB below the official limit are not reported.



Site no. : 966 1# chamber Data no. : 657  
 Dis. / Ant. : 3m ANI 1-18G Ant. pol. : HORIZONTAL  
 Limit : FCC PART 15C PEAK  
 Env. / Ins. : Temp:23.6';Humi:56%;Press:101.52kPa  
 Engineer : Tony  
 EUI : Bluetooth Speaker  
 Power : DC 7.4V  
 M/N : Beoplay P2  
 Test Mode : 8-DPSK TX 2402MHz (Hopping On)

	Freq. (MHz)	Ant. Factor (dB/m)	Cable Loss (dB)	Amp Factor (dB)	Reading (dBuV)	Emission Level (dBuV/m)	Limits (dBuV/m)	Margin (dB)	Remark
1	2360.50	27.67	6.58	34.57	34.51	34.19	74.00	39.81	Peak
2	2390.00	27.64	6.62	34.62	33.30	32.94	74.00	41.06	Peak
3	2400.00	27.61	6.62	34.64	42.00	41.59	74.00	32.41	Peak
4	2408.79	27.60	6.64	34.64	91.68	91.28	74.00	-17.28	Peak

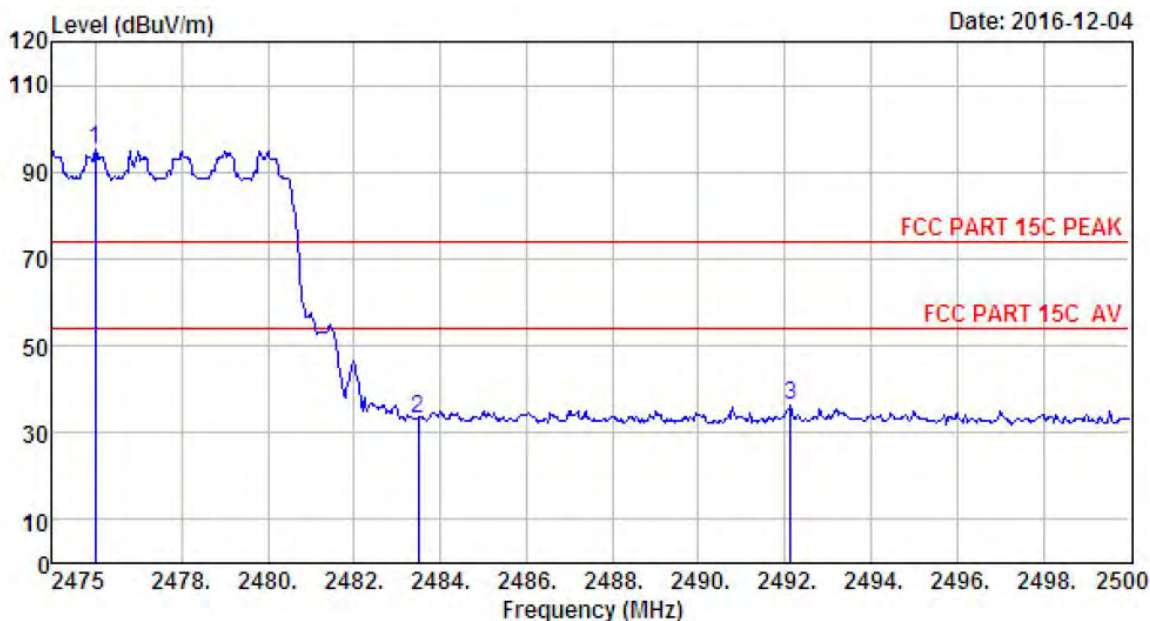
Remarks: 1. Emission Level= Antenna Factor + Cable Loss - Amp Factor + Reading.  
 2. The emission levels that are 20dB below the official limit are not reported.



Site no. : 966 1# chamber                      Data no. : 658  
 Dis. / Ant. : 3m ANT 1-18G                      Ant. pol. : VERTICAL  
 Limit : FCC PART 15C PEAK  
 Env. / Ins. : Temp:23.6';Humi:56%;Press:101.52kPa  
 Engineer : Tony  
 EUT : Bluetooth Speaker  
 Power : DC 7.4V  
 M/N : Beoplay P2  
 Test Mode : 8-DPSK TX 2402MHz (Hopping On)

	Freq. (MHz)	Ant. Factor (dB/m)	Cable Loss (dB)	Amp Factor (dB)	Reading (dBUV)	Emission Level (dBUV/m)	Limits (dBUV/m)	Margin (dB)	Remark
1	2358.52	27.67	6.58	34.57	36.15	35.83	74.00	38.17	Peak
2	2390.00	27.64	6.62	34.62	33.19	32.83	74.00	41.17	Peak
3	2400.00	27.61	6.62	34.64	47.05	46.64	74.00	27.36	Peak
4	2406.15	27.61	6.64	34.64	94.12	93.73	74.00	-19.73	Peak

Remarks: 1. Emission Level= Antenna Factor + Cable Loss - Amp Factor + Reading.  
 2. The emission levels that are 20dB below the official limit are not reported.

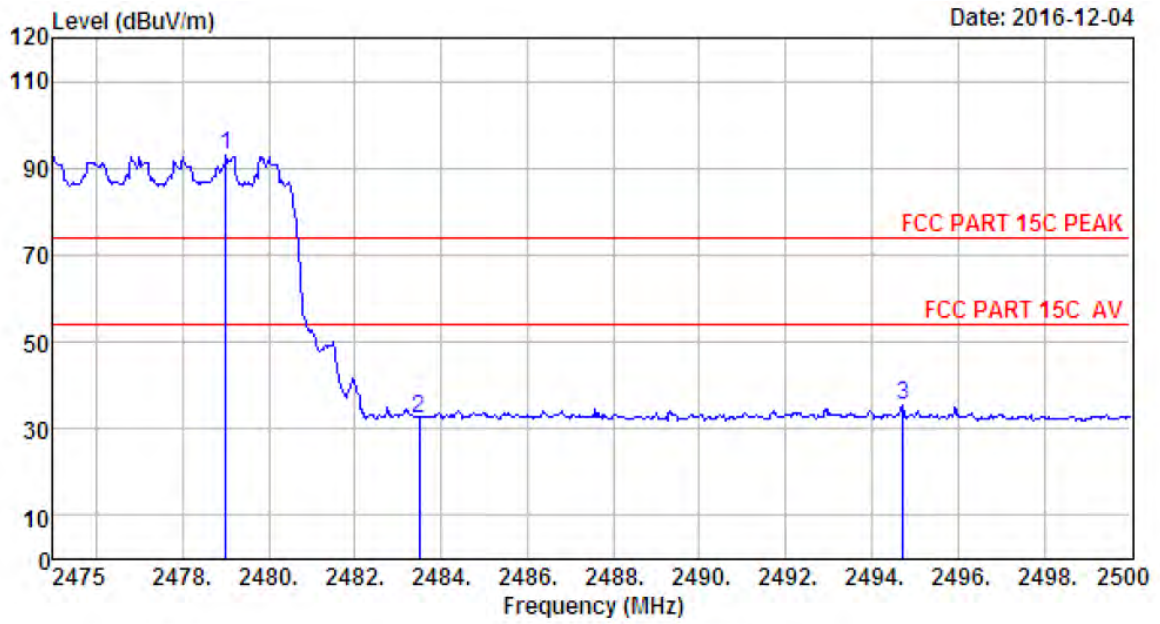


Site no. : 966 1# chamber                      Data no. : 659  
 Dis. / Ant. : 3m ANT 1-18G                      Ant. pol. : VERTICAL  
 Limit : FCC PART 15C PEAK  
 Env. / Ins. : Temp:23.6';Humi:56%;Press:101.52kPa  
 Engineer : Tony  
 EUT : Bluetooth Speaker  
 Power : DC 7.4V  
 M/N : Beoplay P2  
 Test Mode : 8-DPSK TX 2480MHz (Hopping On)

	Freq. (MHz)	Ant. Factor (dB/m)	Cable Loss (dB)	Amp Factor (dB)	Reading (dBuV)	Emission Level (dBuV/m)	Limits (dBuV/m)	Margin (dB)	Remark
1	2476.00	27.58	6.71	35.11	95.85	95.03	74.00	-21.03	Peak
2	2483.50	27.58	6.71	35.11	34.01	33.19	74.00	40.81	Peak
3	2492.13	27.58	6.73	35.24	37.20	36.27	74.00	37.73	Peak

Remarks: 1. Emission Level= Antenna Factor + Cable Loss - Amp Factor + Reading.  
 2. The emission levels that are 20dB below the official limit are not reported.





Site no. : 966 1# chamber Data no. : 660  
 Dis. / Ant. : 3m ANT 1-18G Ant. pol. : HORIZONTAL  
 Limit : FCC PART 15C PEAK  
 Env. / Ins. : Temp:23.6';Humi:56%;Press:101.52kPa  
 Engineer : Tony  
 EUT : Bluetooth Speaker  
 Power : DC 7.4V  
 M/N : Beoplay P2  
 Test Mode : 8-DPSK TX 2480MHz (Hopping On)

	Freq. (MHz)	Ant. Factor (dB/m)	Cable Loss (dB)	Amp Factor (dB)	Reading (dBuV)	Emission Level (dBuV/m)	Limits (dBuV/m)	Margin (dB)	Remark
1	2479.00	27.58	6.71	35.11	93.72	92.90	74.00	-18.90	Peak
2	2483.50	27.58	6.71	35.11	33.28	32.46	74.00	41.54	Peak
3	2494.73	27.57	6.73	35.24	36.53	35.59	74.00	38.41	Peak

Remarks: 1. Emission Level= Antenna Factor + Cable Loss - Amp Factor + Reading.  
 2. The emission levels that are 20dB below the official limit are not reported.

## 10. CONDUCTED SPURIOUS EMISSION

### 10.1. Limit

In any 100kHz bandwidth outside the frequency bands in which the spread spectrum intentional radiator is operating, the radio frequency power that is produced by the intentional radiator shall be at least 20dB below that in the 100kHz bandwidth within the band that contains the highest level of the desired power.

### 10.2. Test Procedure

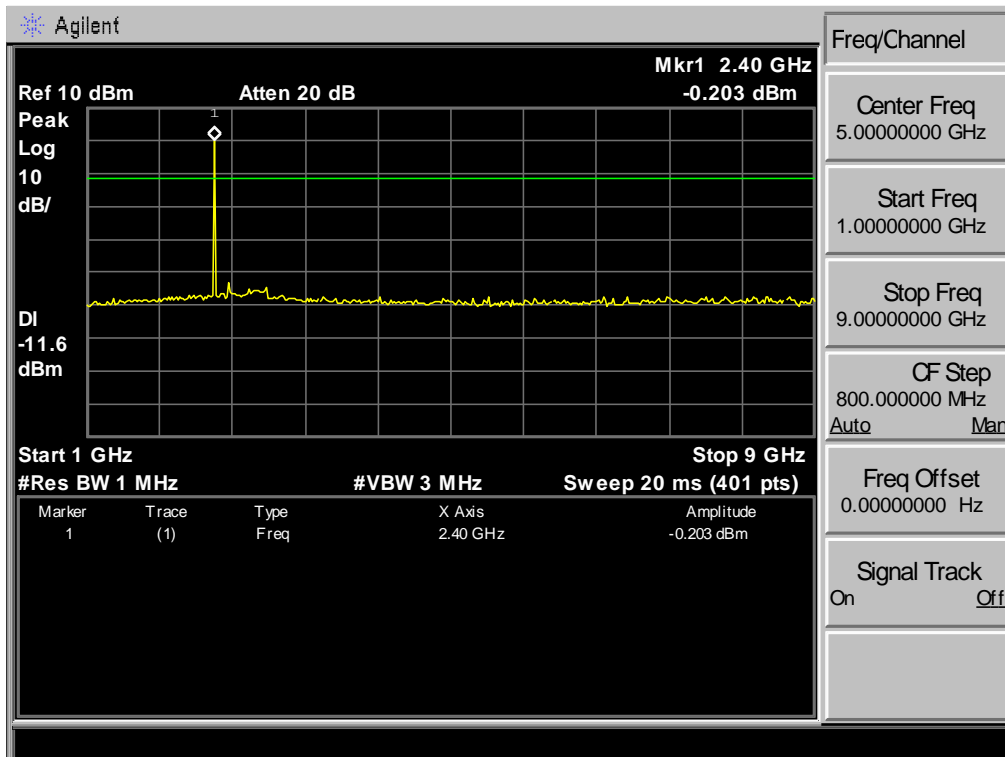
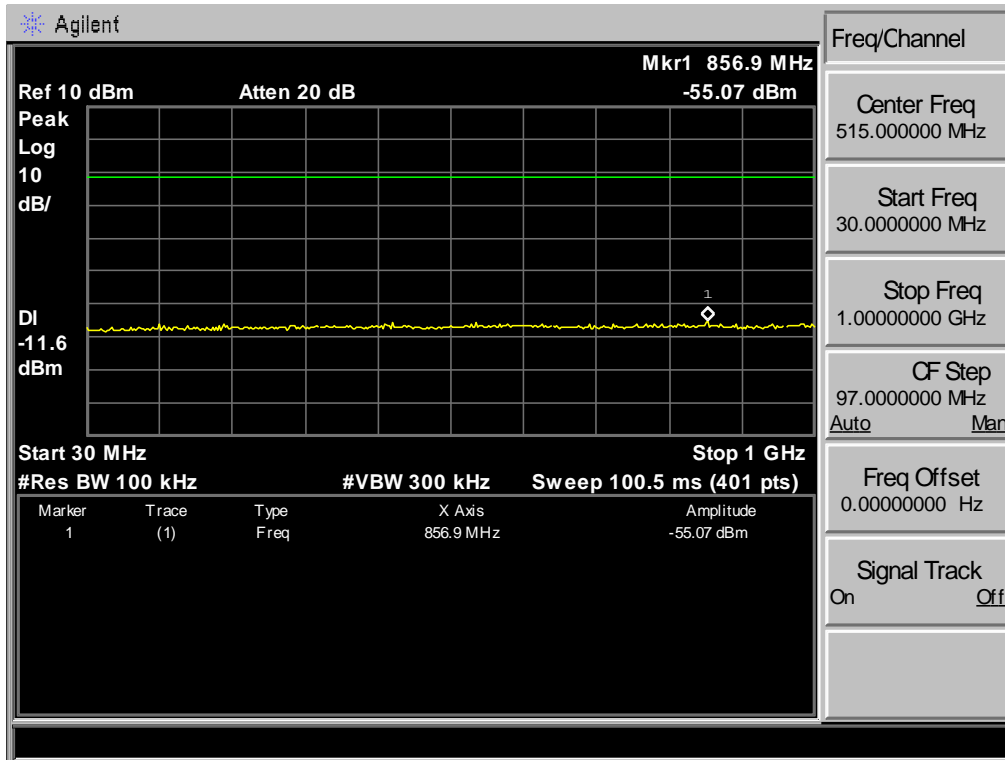
The transmitter output was connected to a spectrum analyzer, The resolution bandwidth is set to 100 kHz, The video bandwidth is set to 300 kHz for frequency range from 30MHz to 1000 MHz; The resolution bandwidth is set to 1 MHz, The video bandwidth is set to 3 MHz for frequency range from 1000MHz to 25000 MHz.

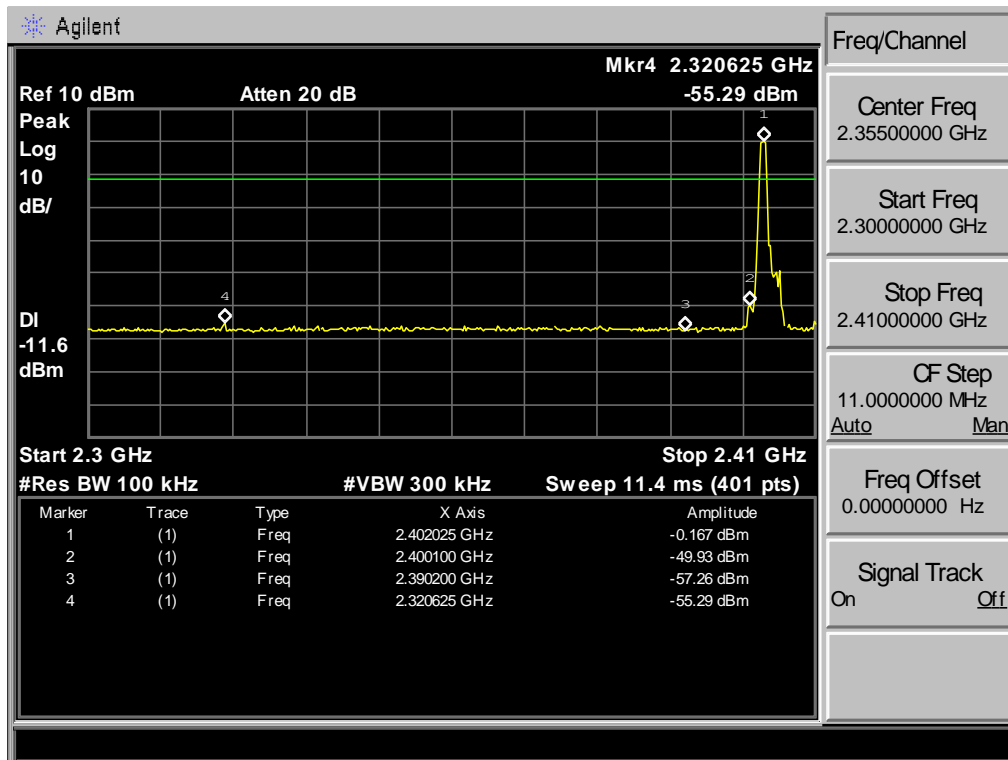
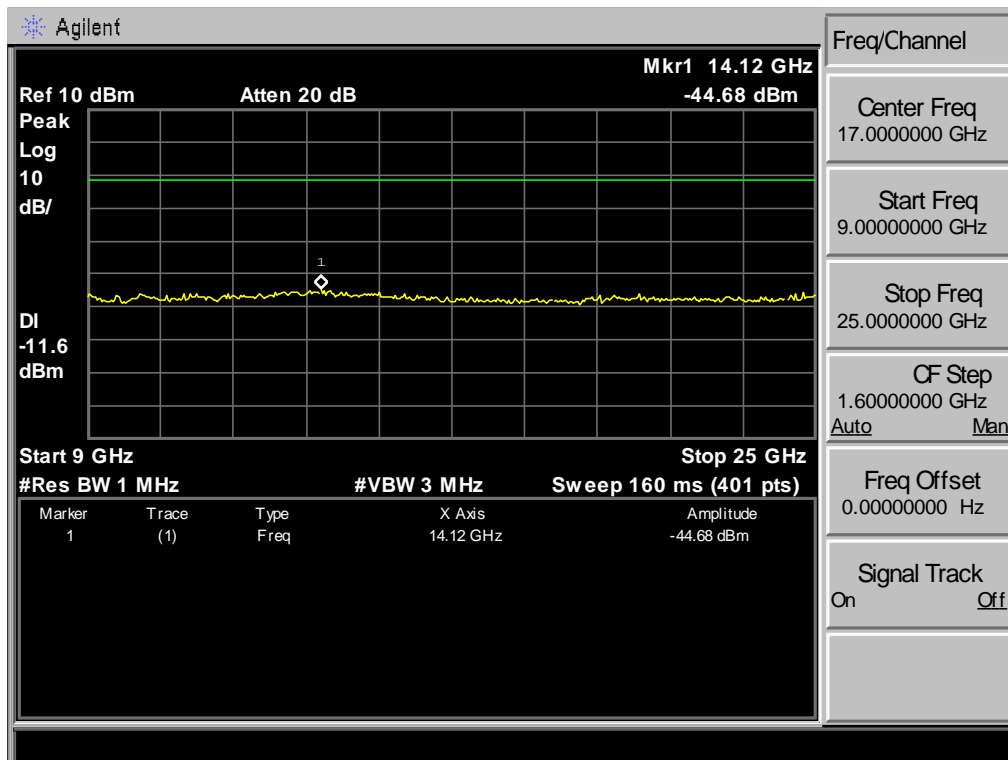
### 10.3. Test Result

**PASS** (The testing data was attached in the next pages.)

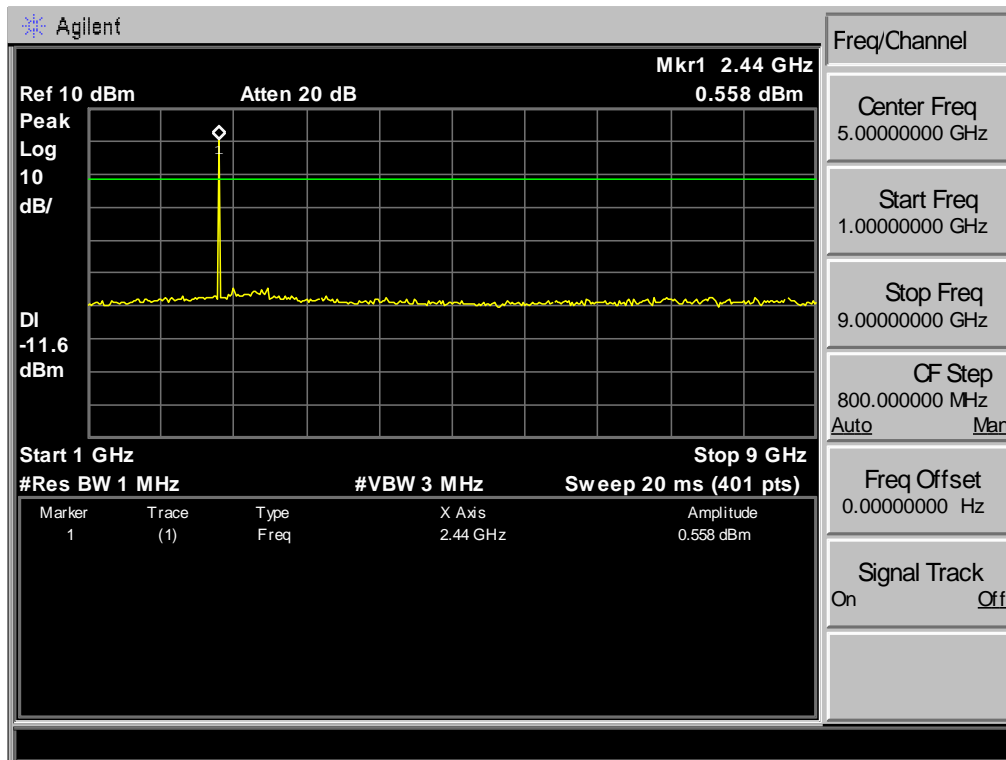
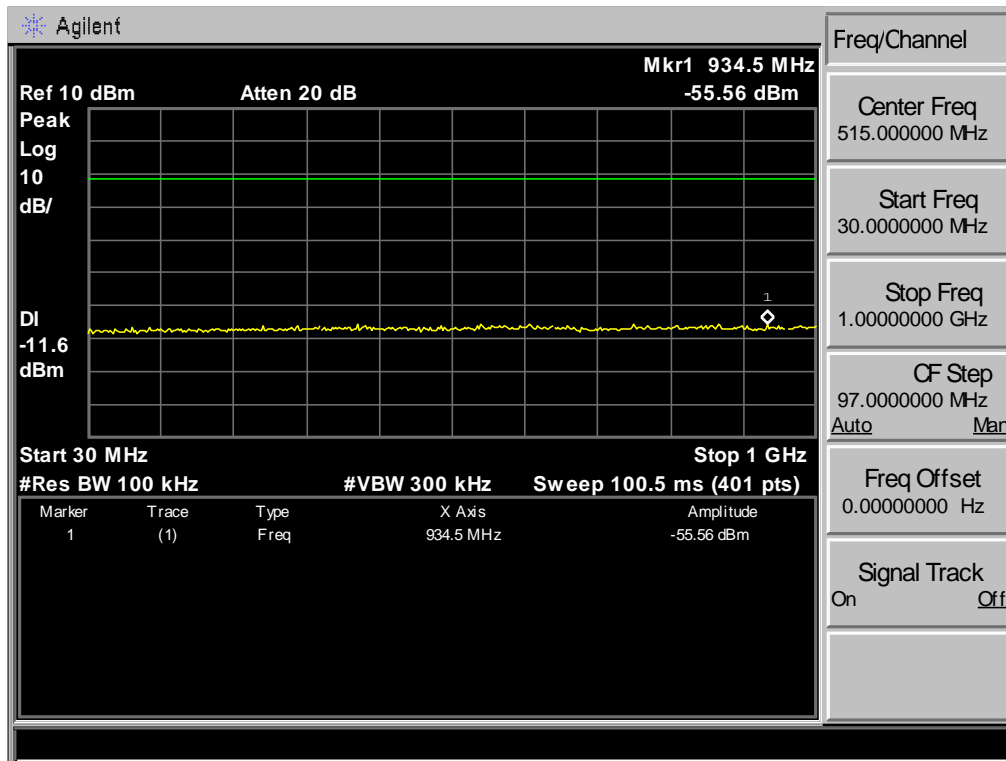
### 10.4. Test Data

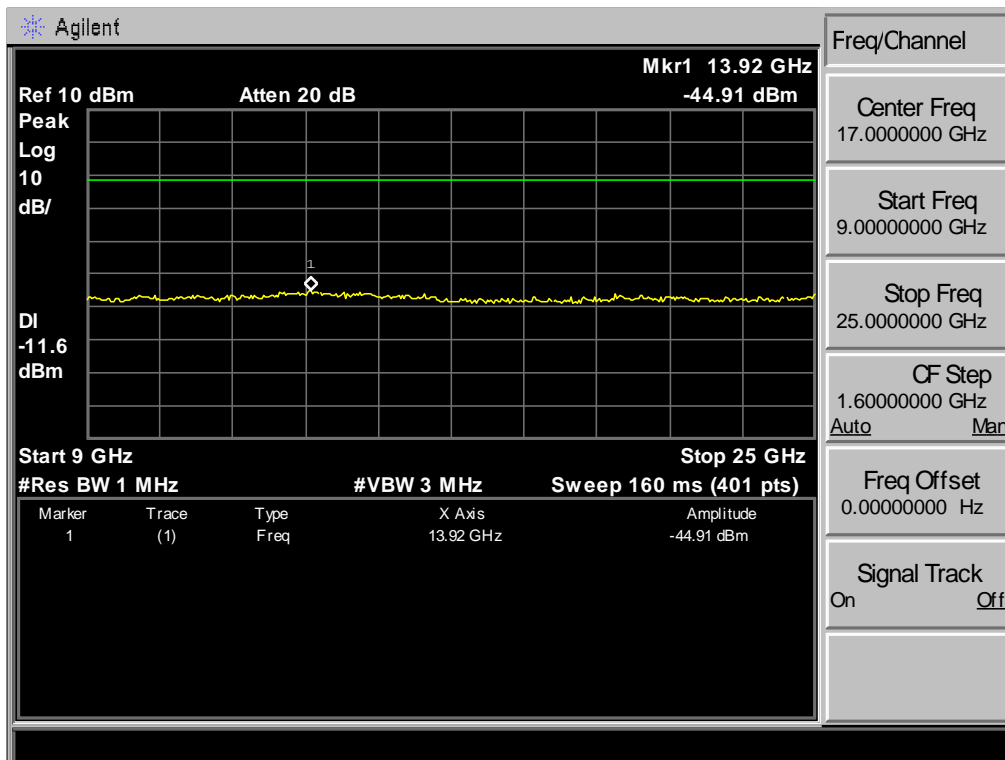
Test Mode: GFSK 2402MHz



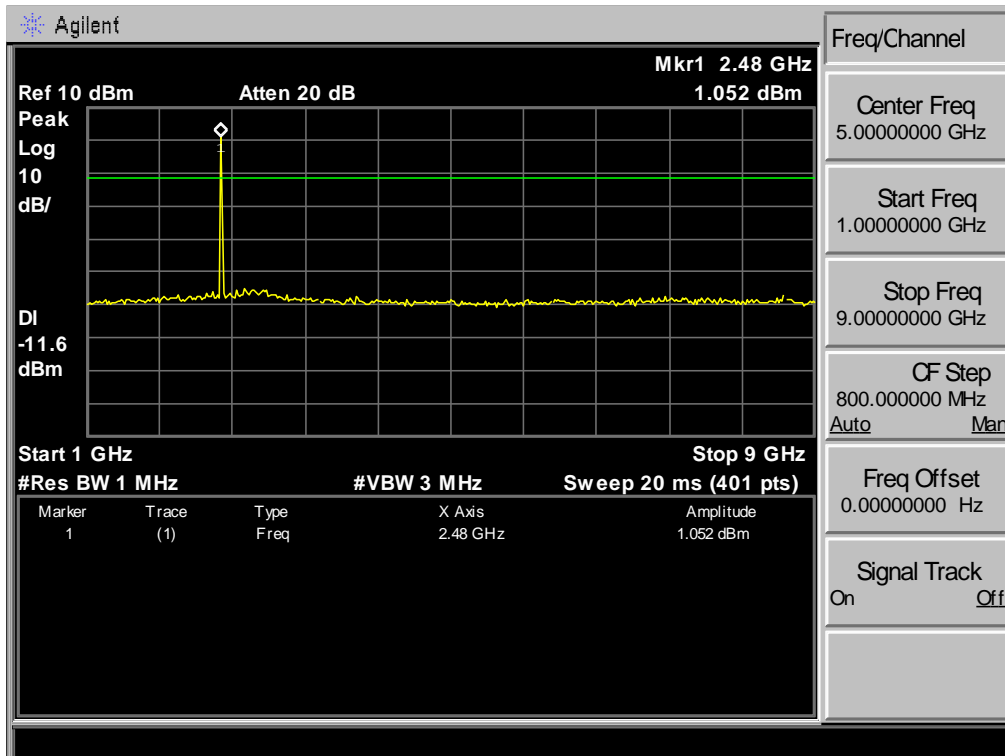
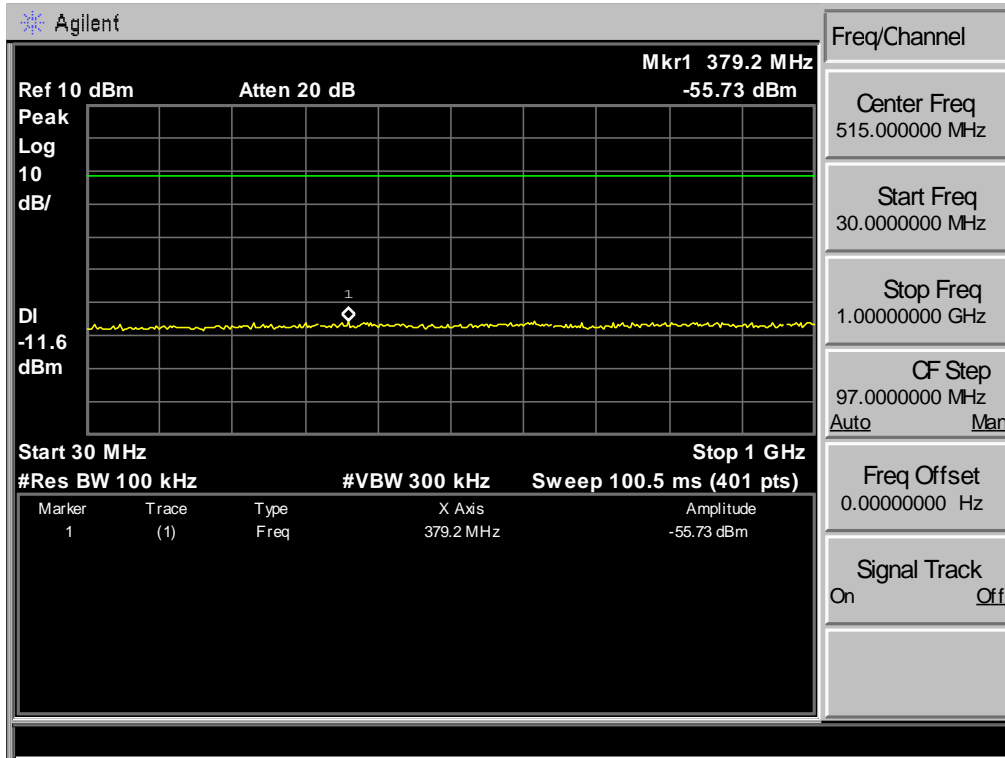


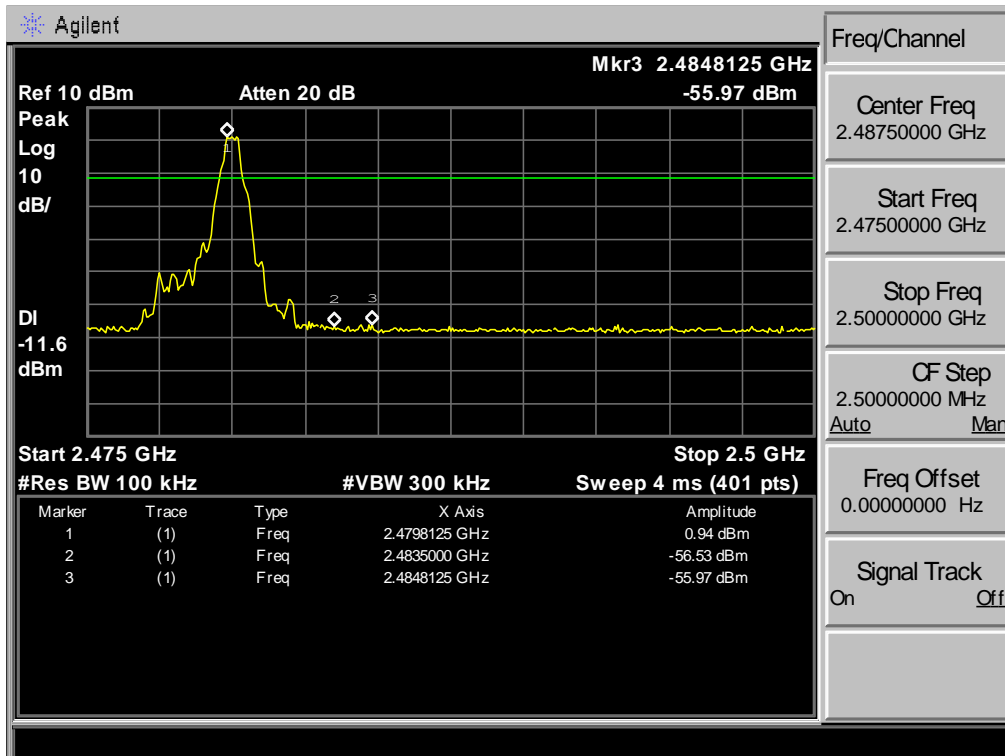
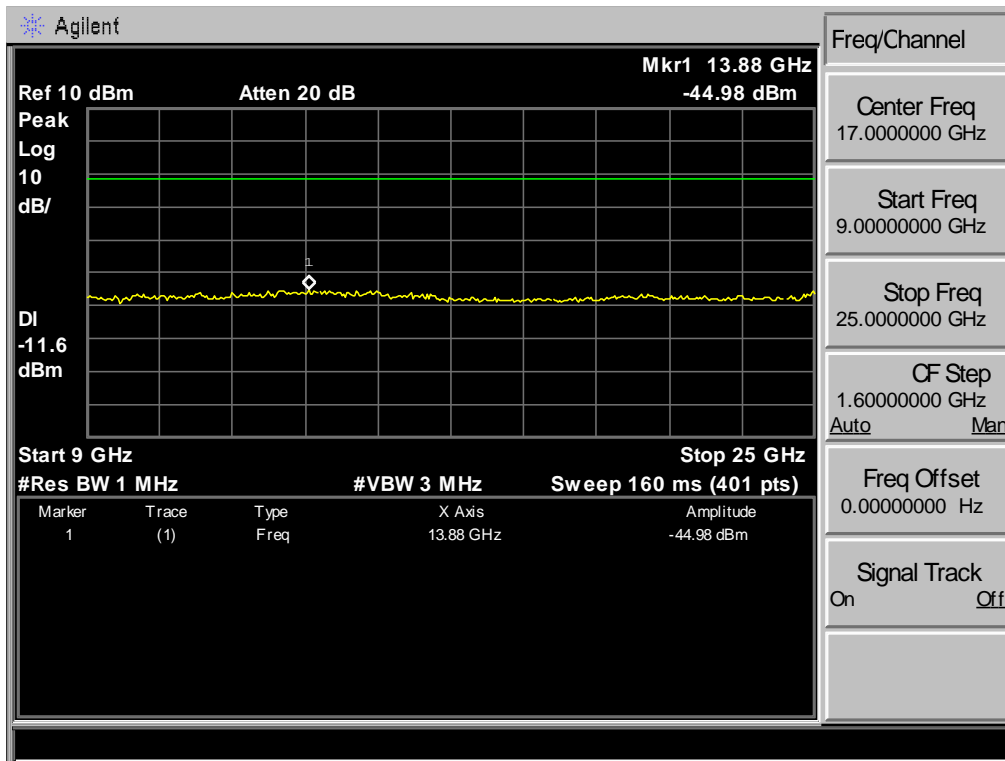
Test Mode: GFSK 2441MHz





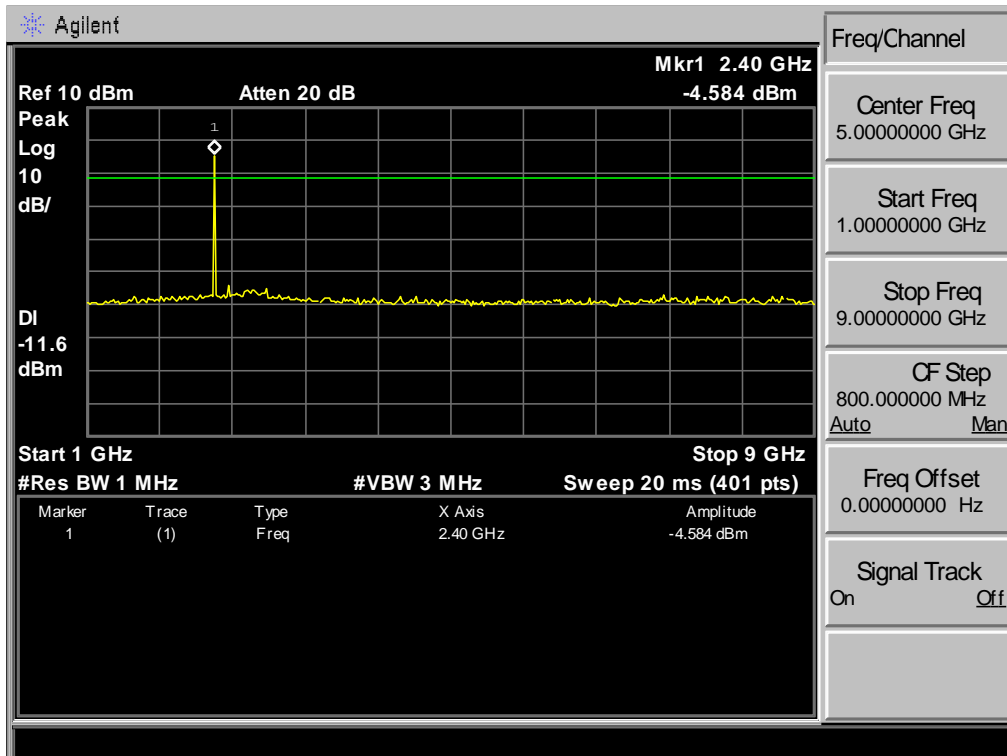
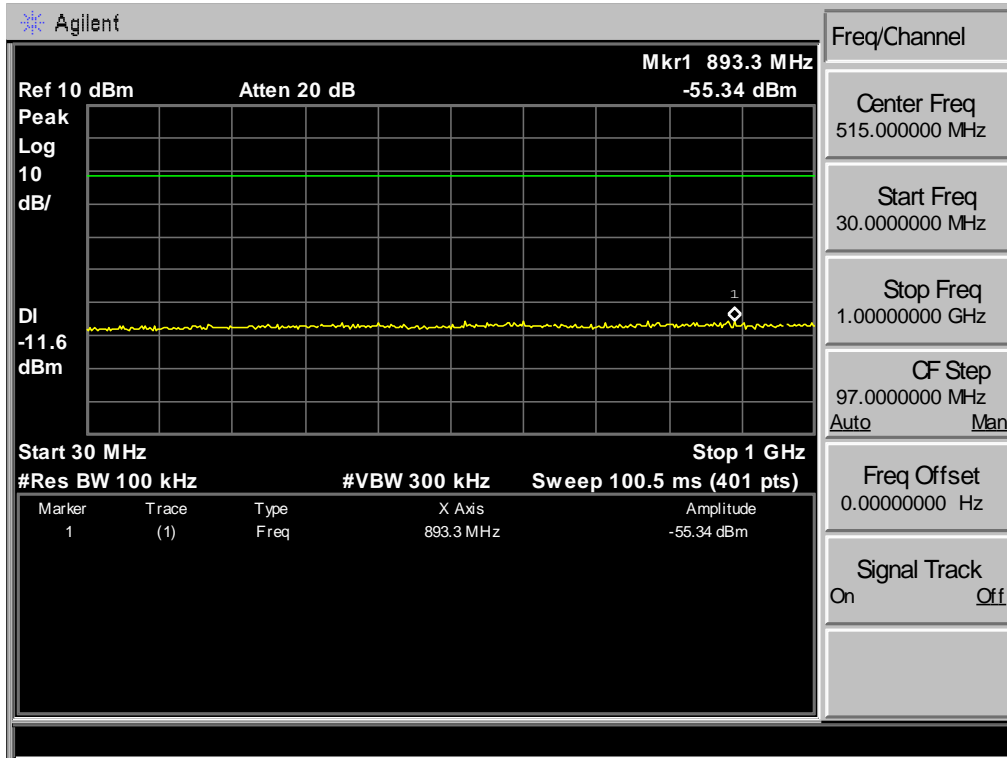
Test Mode: GFSK 2480MHz

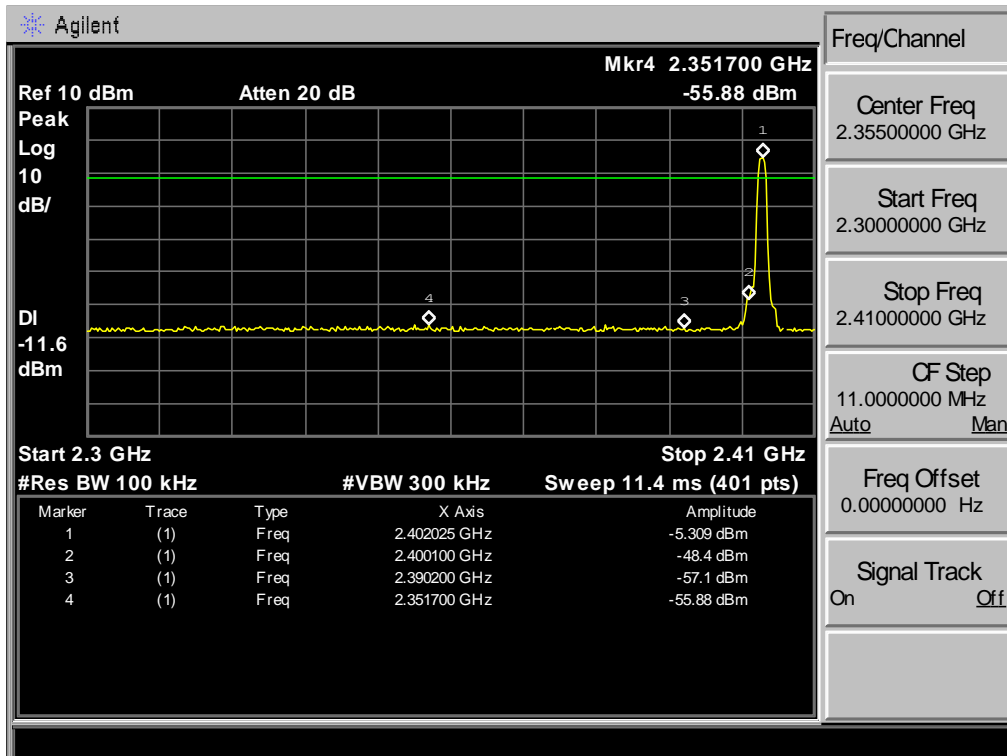
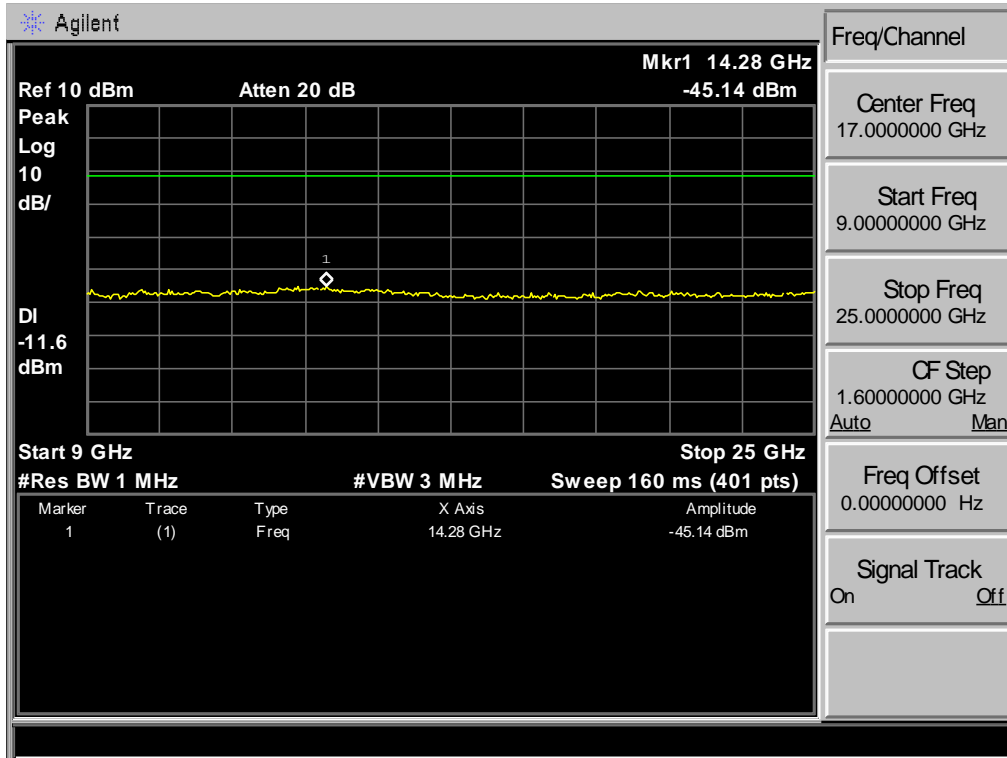




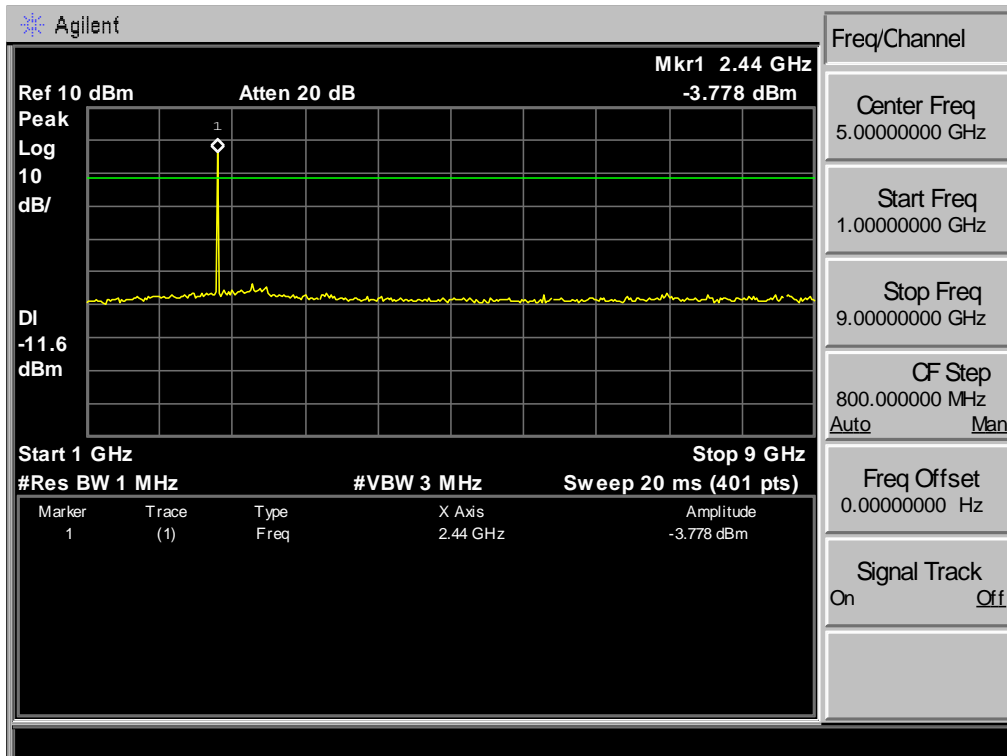
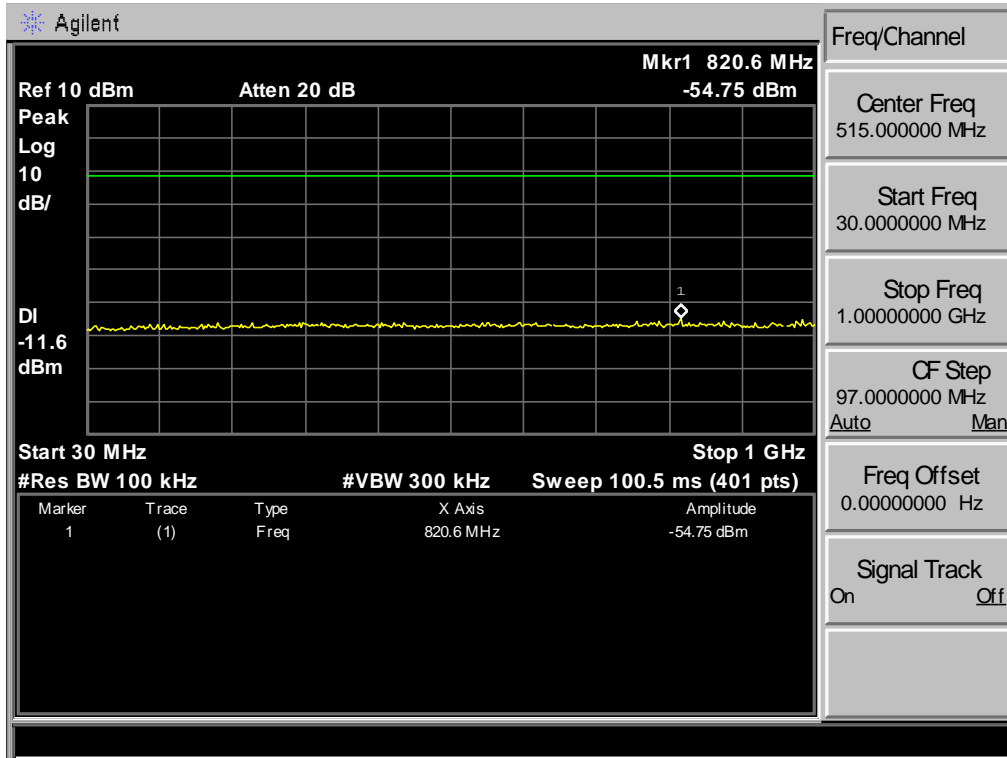


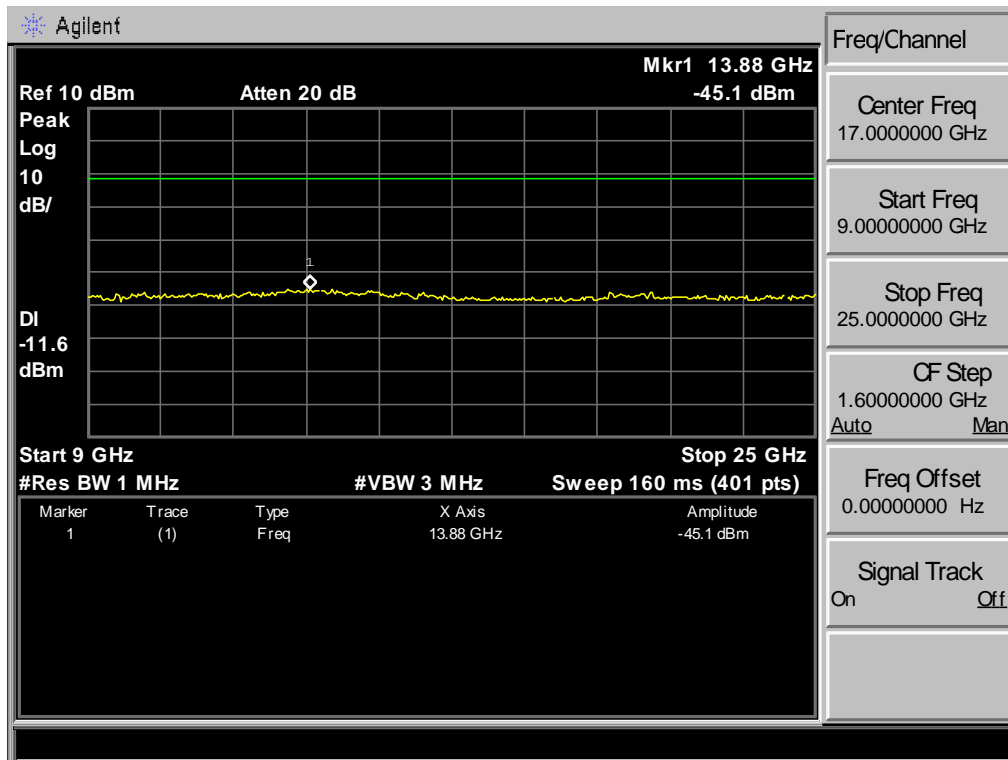
Test Mode:  $\pi/4$ -DQPSK 2402MHz



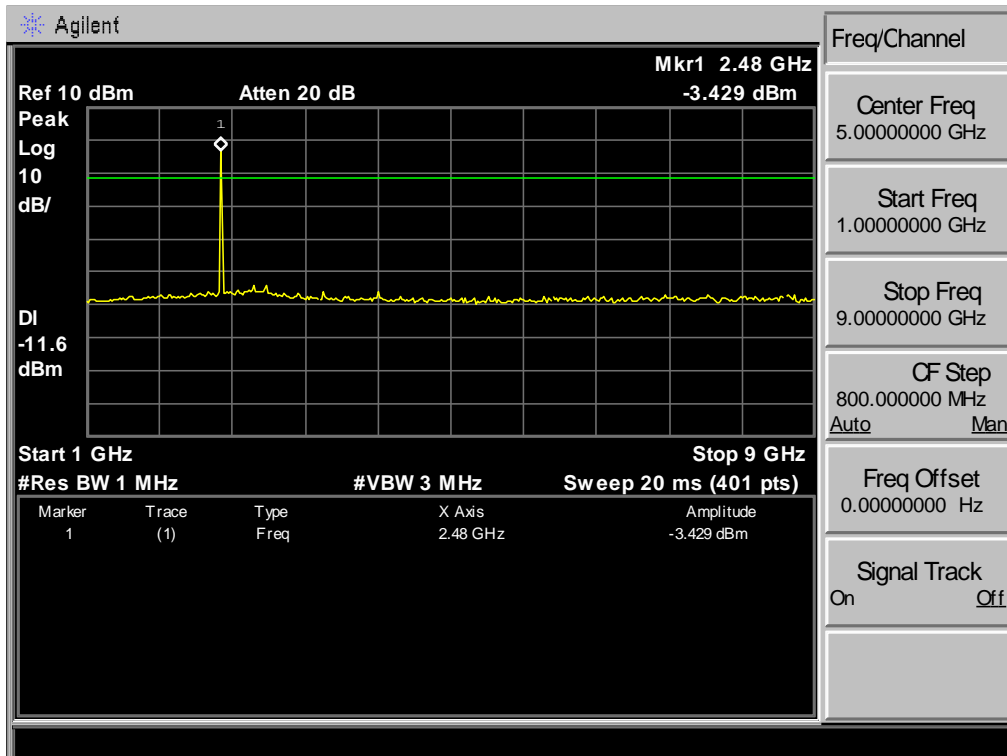
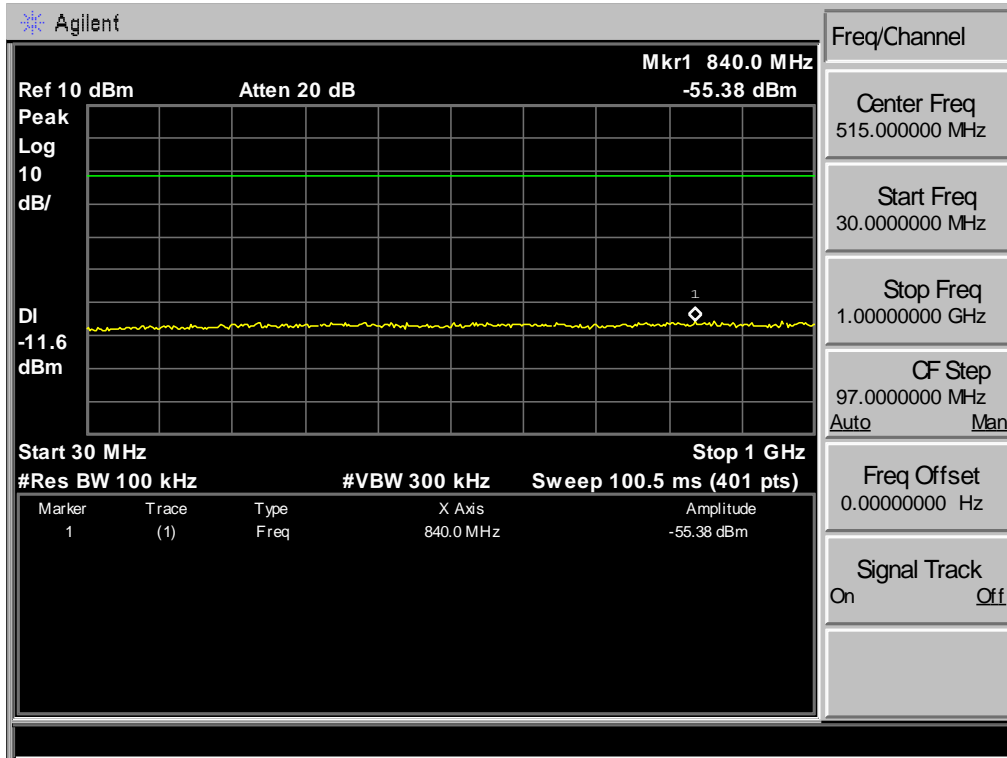


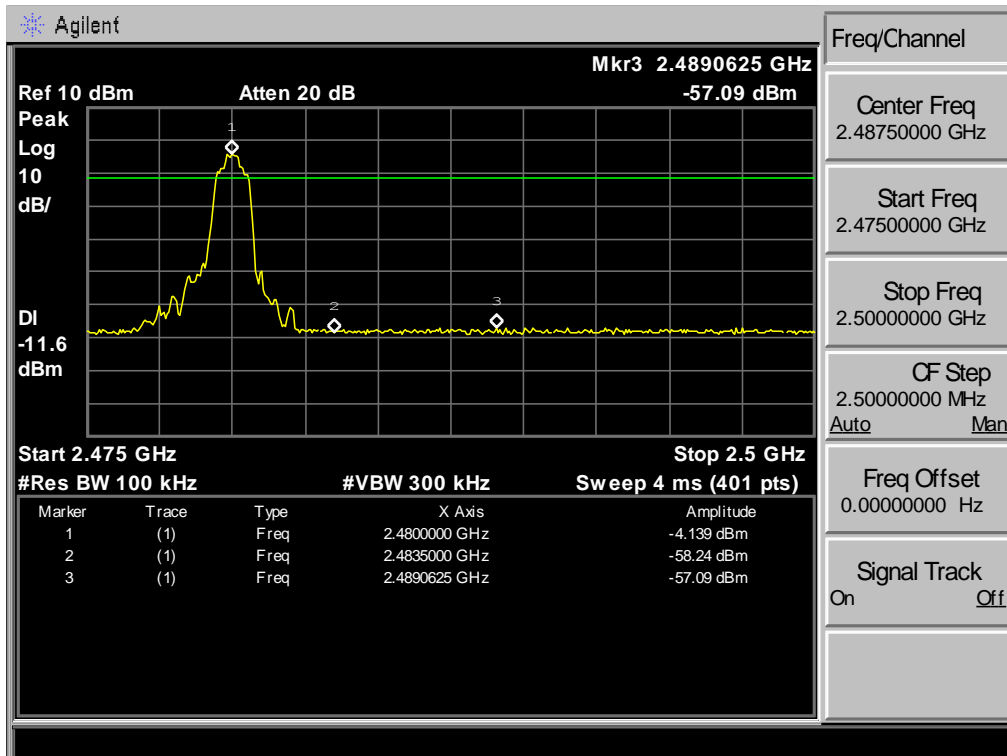
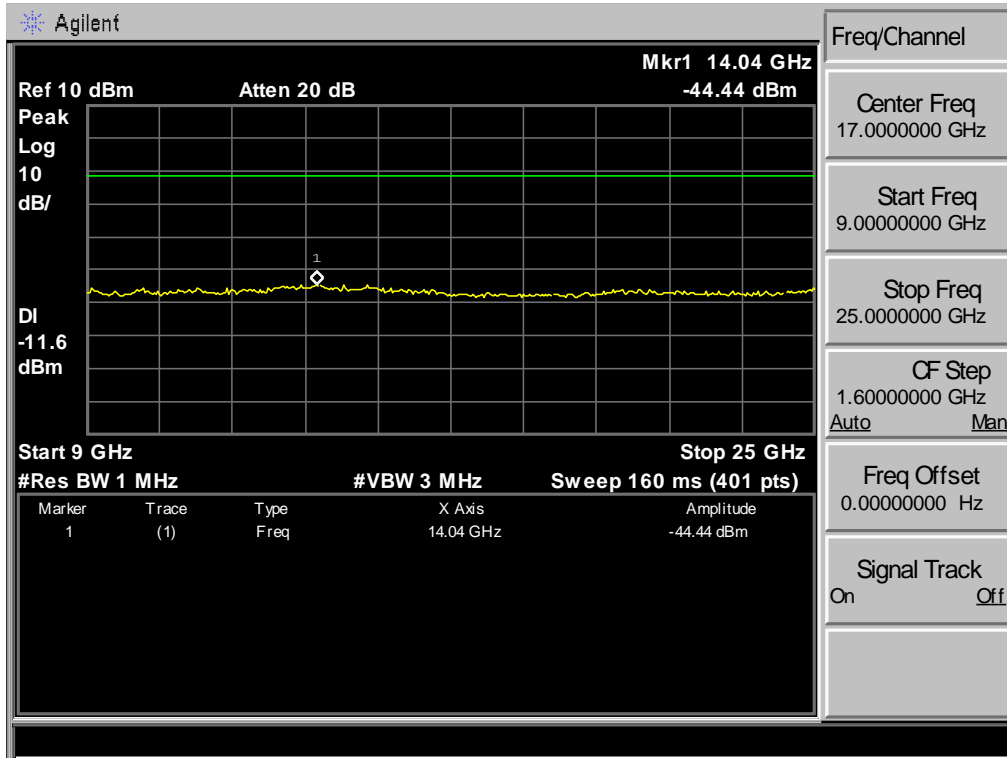
Test Mode:  $\pi/4$ -DQPSK 2441MHz



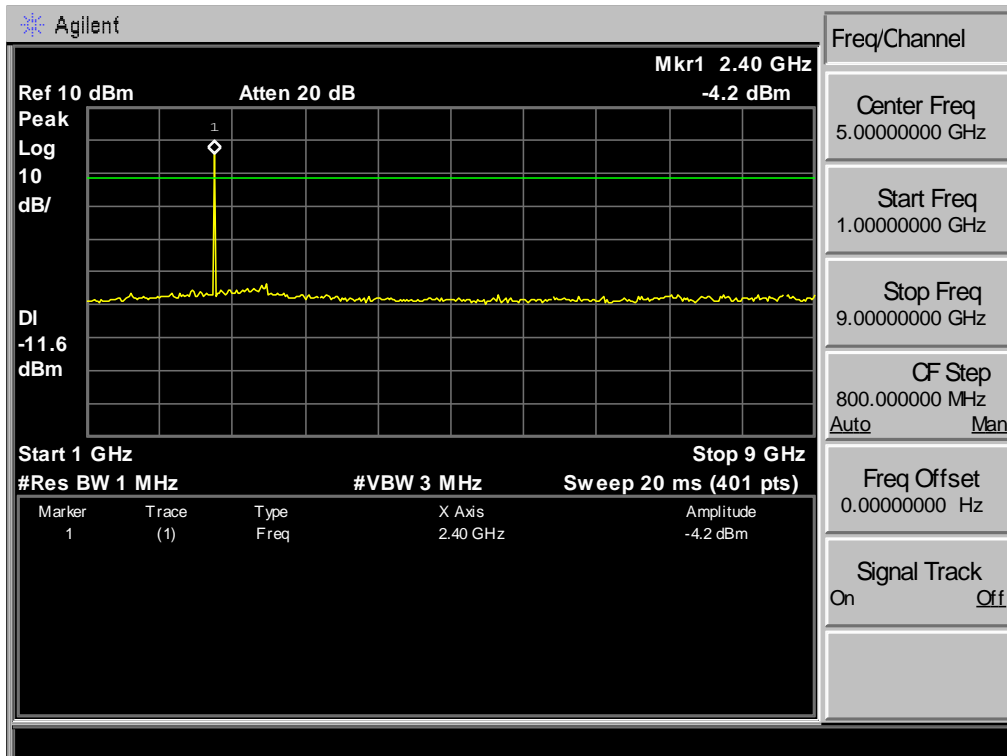
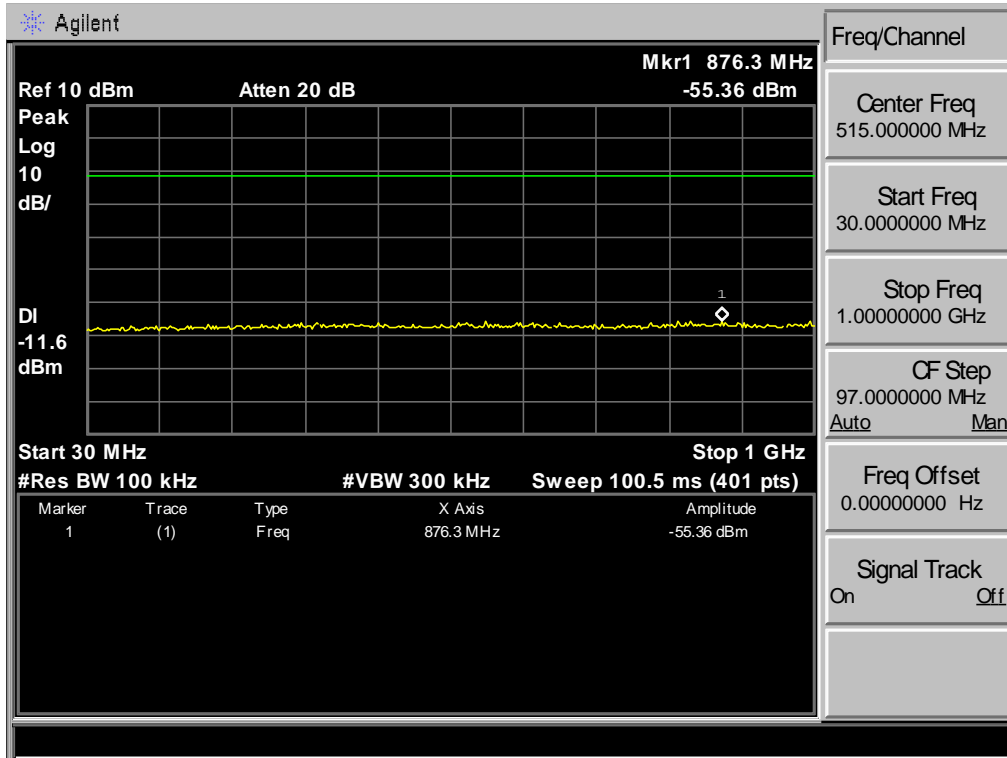


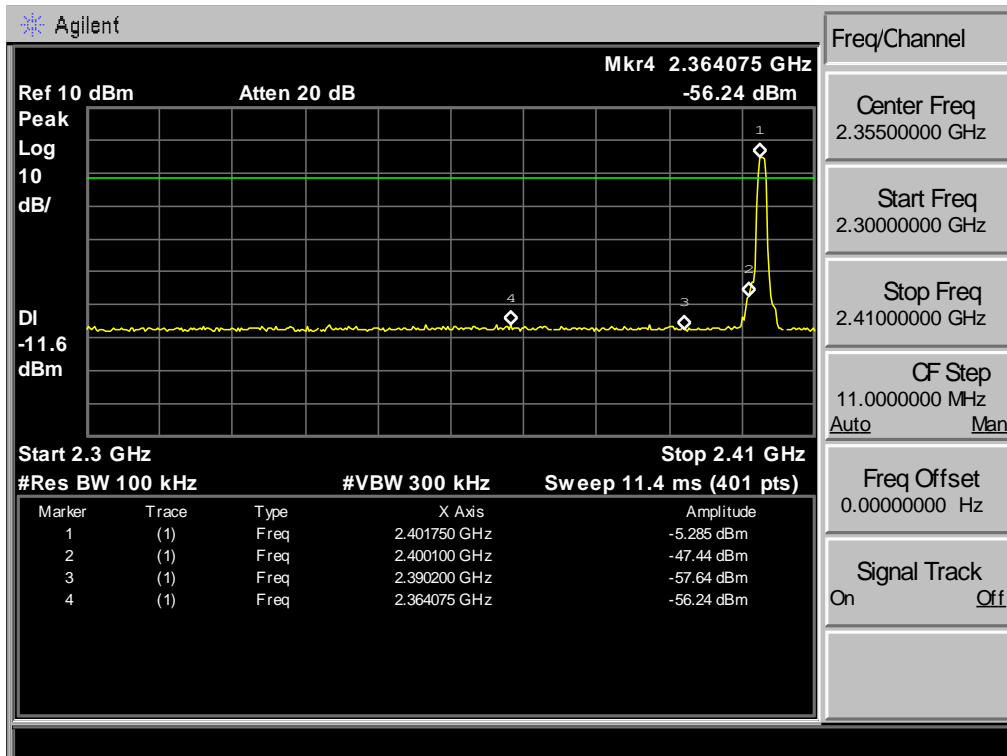
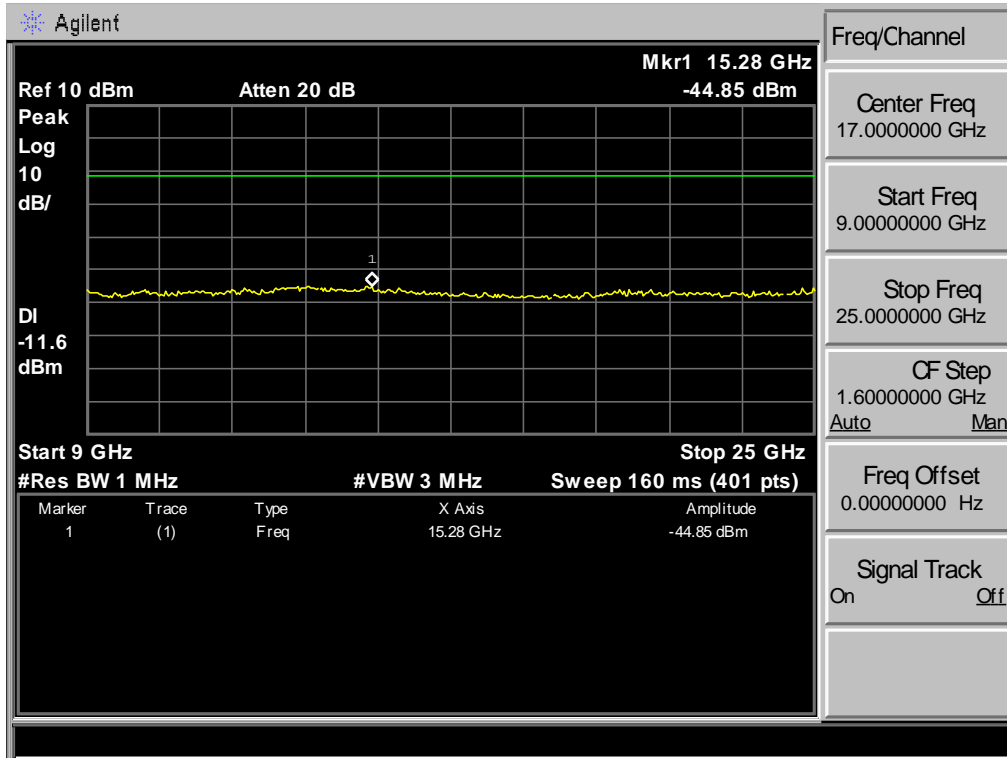
Test Mode:  $\pi/4$ -DQPSK 2480MHz





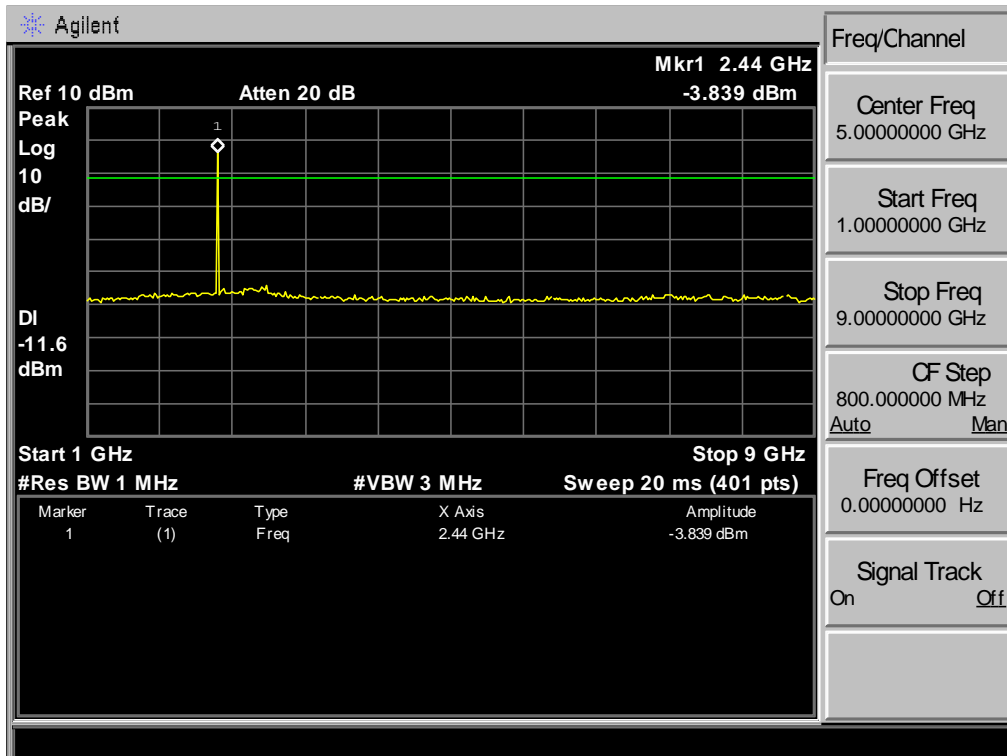
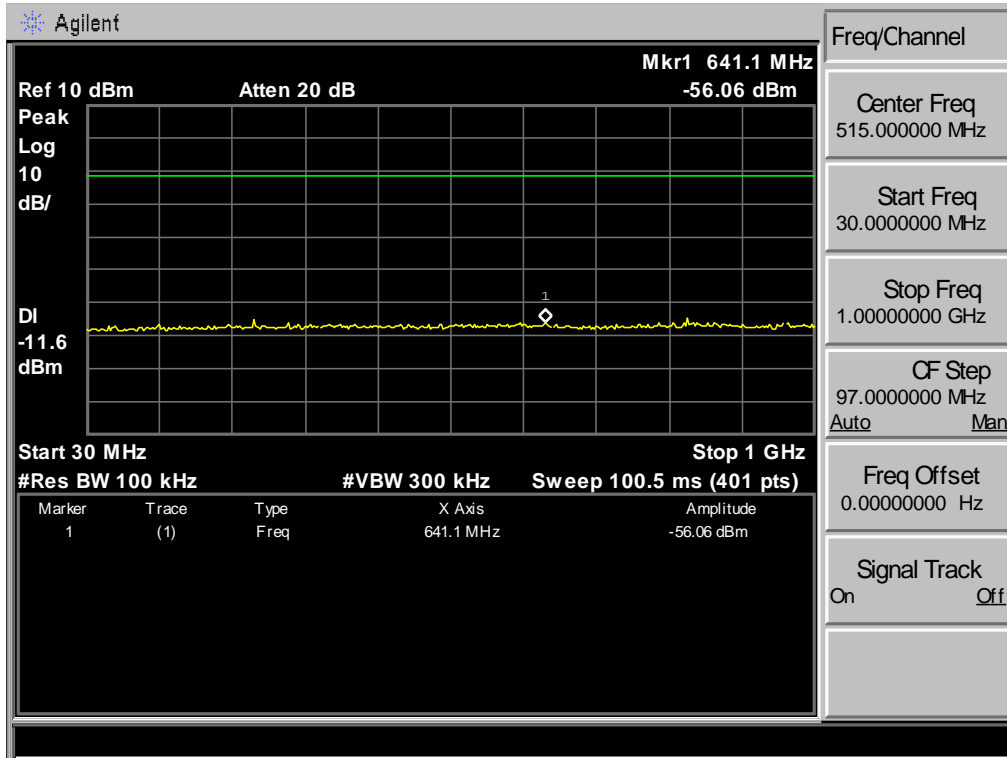
Test Mode: 8-DPSK 2402MHz

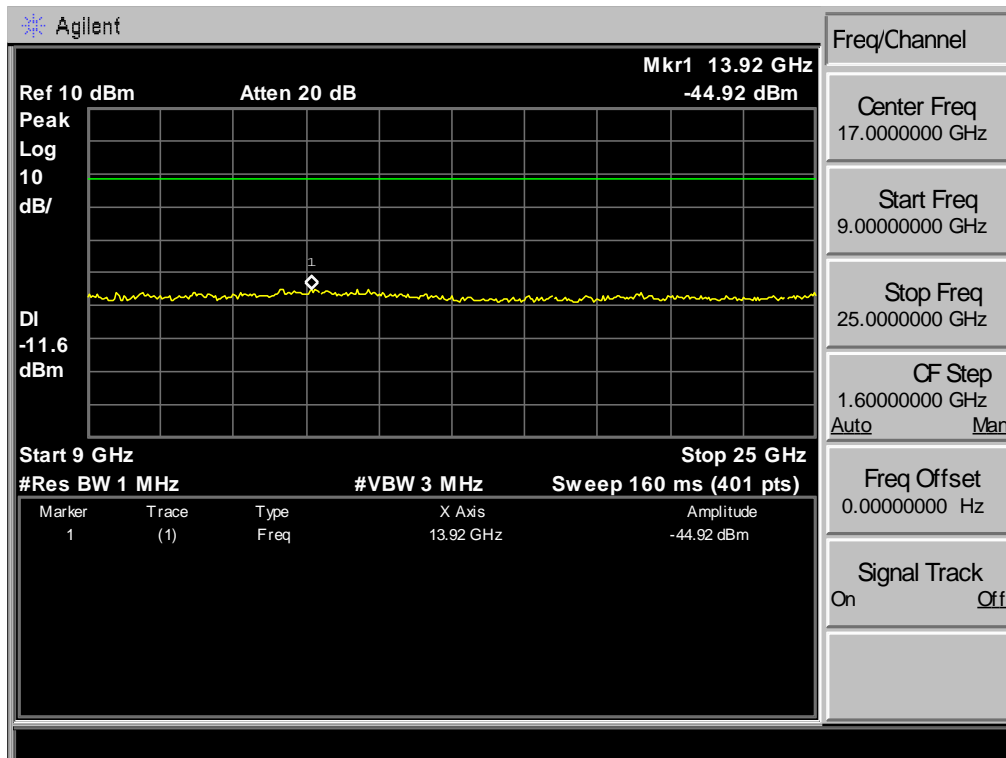




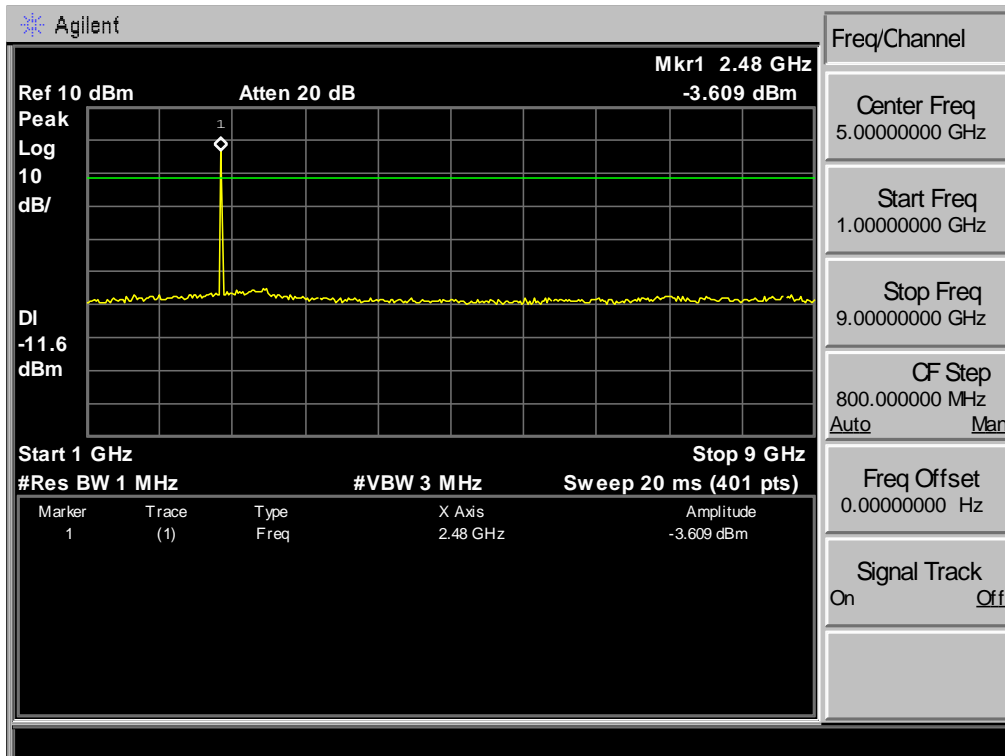
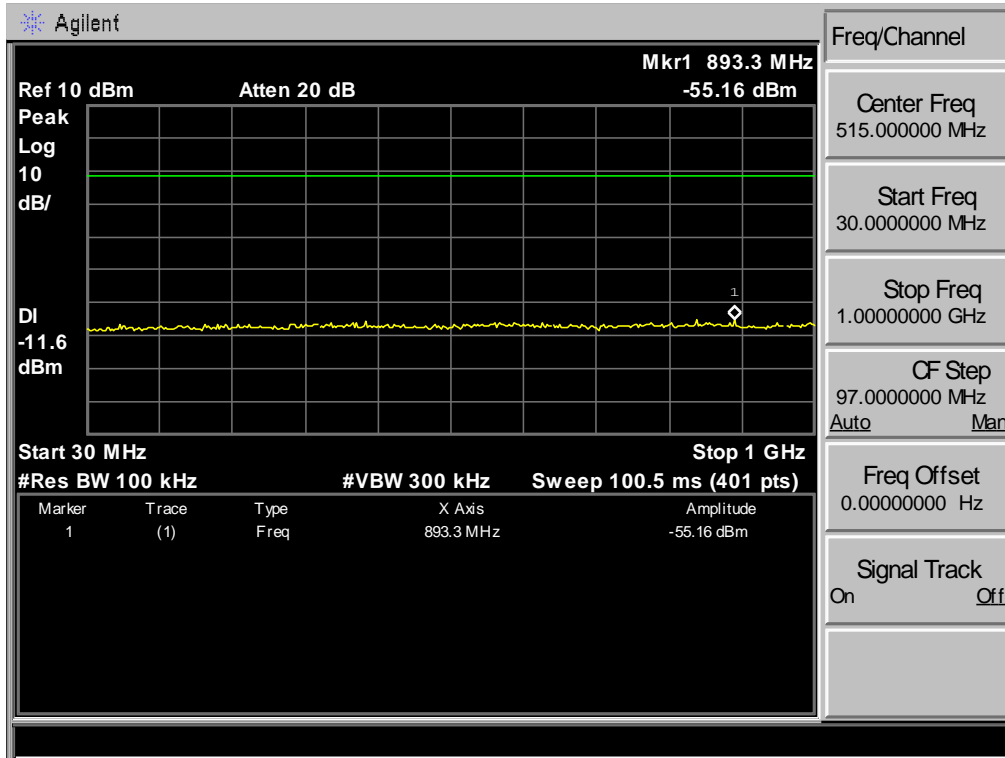


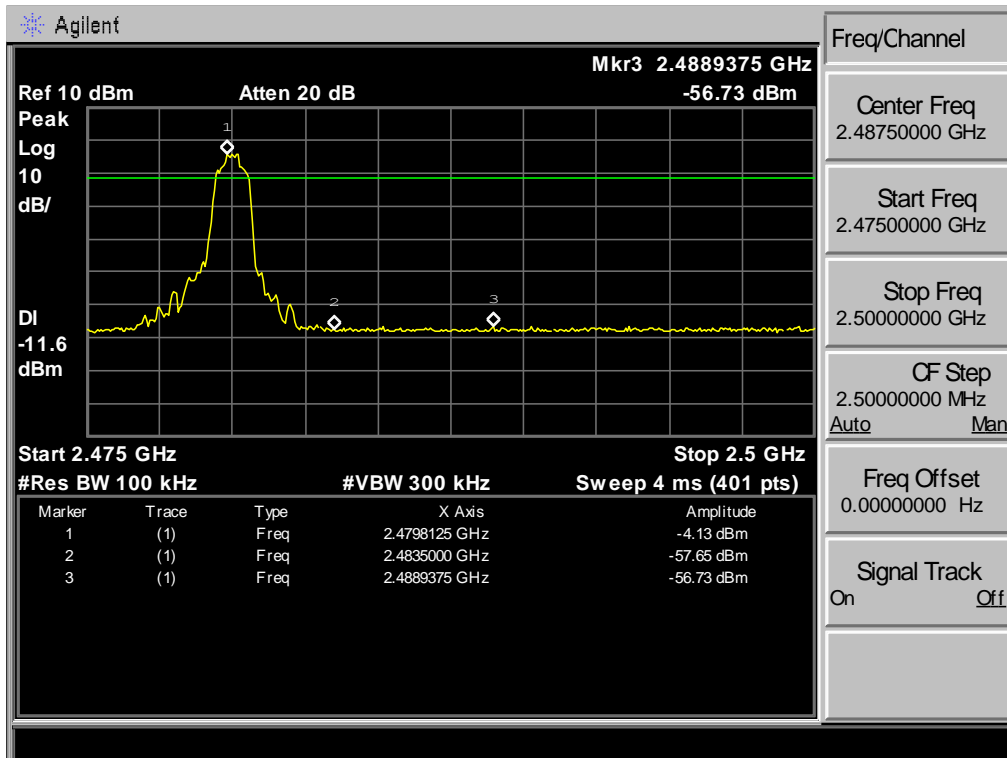
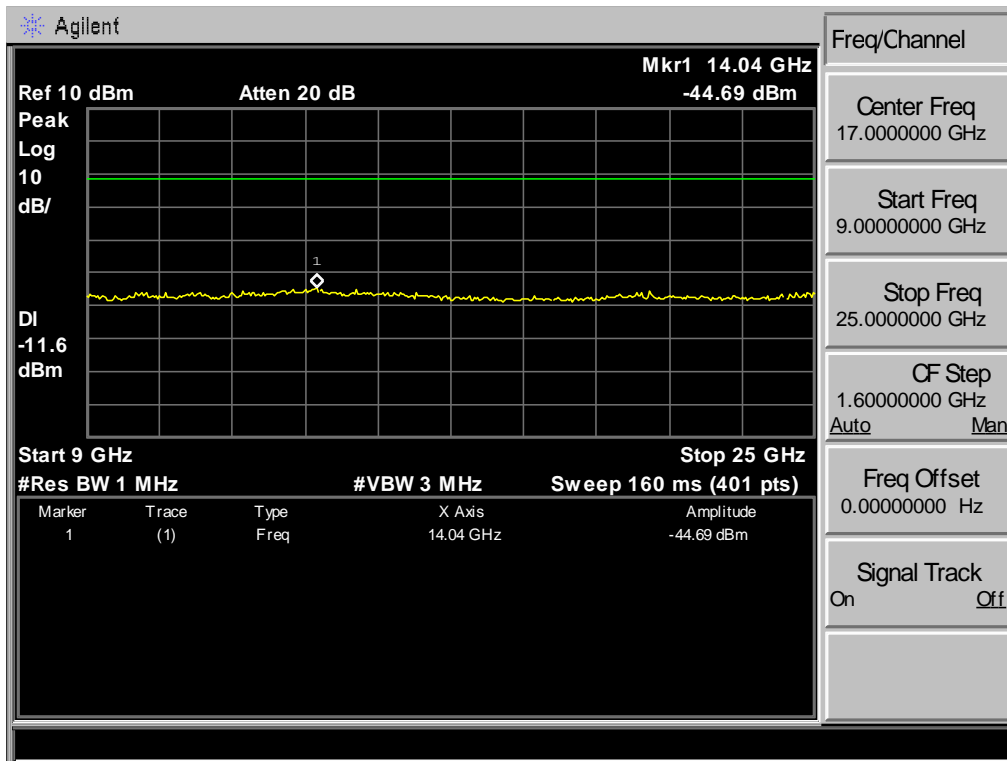
Test Mode: 8-DPSK 2441MHz





Test Mode: 8-DPSK 2480MHz





## 11. POWER LINE CONDUCTED EMISSIONS

### 11.1. Limit

Frequency	Maximum RF Line Voltage	
	Quasi-Peak Level dB(μV)	Average Level dB(μV)
150kHz ~ 500kHz	66 ~ 56*	56 ~ 46*
500kHz ~ 5MHz	56	46
5MHz ~ 30MHz	60	50

Notes: 1. \* Decreasing linearly with logarithm of frequency.  
 2. The lower limit shall apply at the transition frequencies.

### 11.2. Test Procedure

The EUT was placed on a non-metallic table, 80cm above the ground plane. The EUT was charged from PC's USB port which connected to the power mains through a line impedance stabilization network (L.I.S.N. 1#).. Both sides of AC line are checked to find out the maximum conducted emission. In order to find the maximum emission levels, the relative positions of equipment and all of the interface cables shall be changed according to ANSI C63.4: 2009 on Conducted Emission Test.

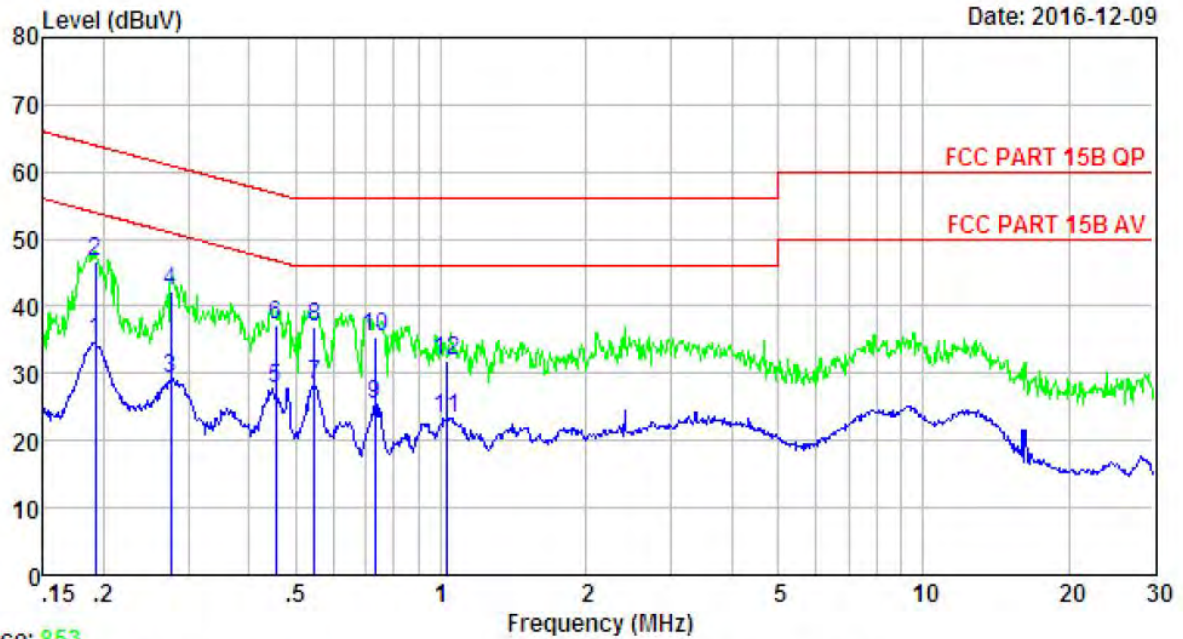
The bandwidth of test receiver (R & S ESHS30) is set at 10kHz.

The frequency range from 150kHz to 30MHz is checked.

### 11.3. Test Result

**PASS.** (All emissions not reported below are too low against the prescribed limits.)

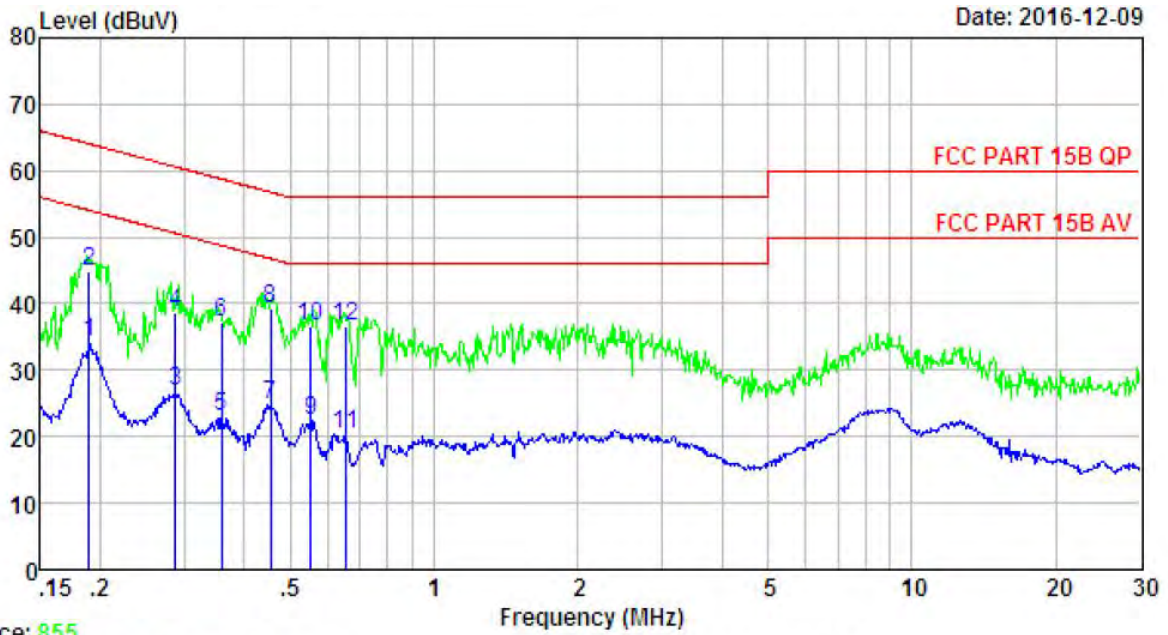
### 11.4. Test data



Trace: 853

Site no : 844 Shield Room Data no. : 854  
 Env. / Ins. : Temp:24.3'C Humi:58% Press:101.50kPa LINE Phase : NEUTRAL  
 Limit : FCC PART 15B QP  
 Engineer : Tony  
 EUT : Bluetooth Speaker  
 Power : DC 5V From Adapter Input AC 120V/60Hz  
 M/N : Beoplay P2  
 Test Mode : TX Mode

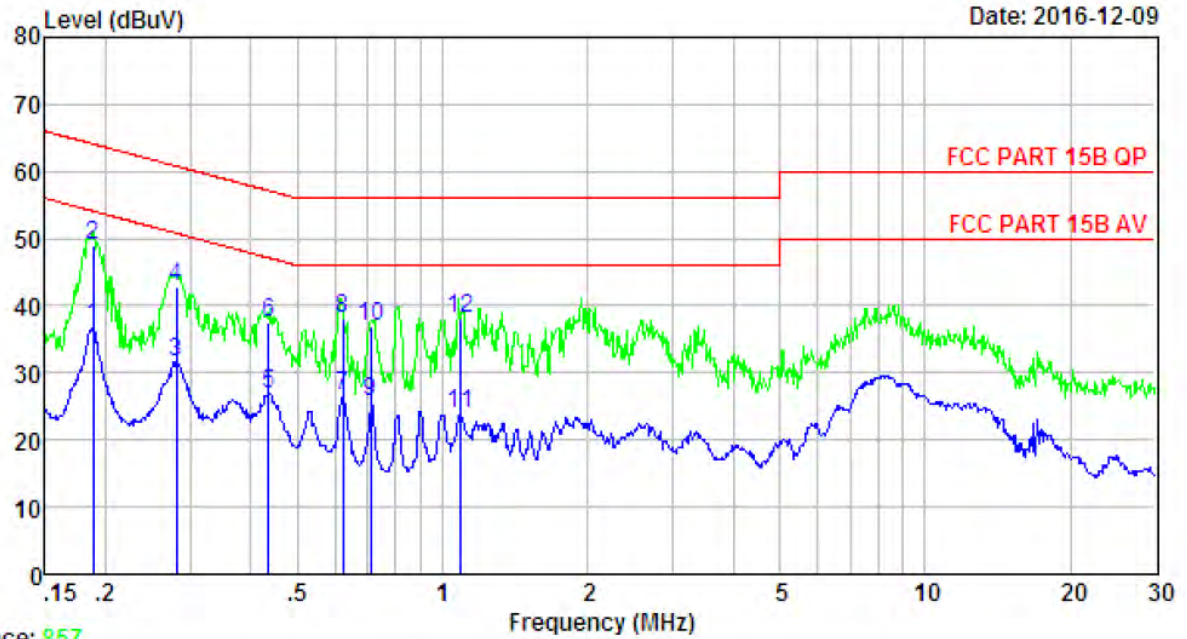
	Freq. (MHz)	LISN Factor (dB)	Cable Loss (dB)	Reading (dBuV)	Emission Level (dBuV)	Limits (dBuV)	Margin (dB)	Remark
1	0.19	9.58	9.80	15.31	34.69	53.93	19.24	Average
2	0.19	9.58	9.80	27.18	46.56	63.93	17.37	QP
3	0.28	9.60	9.83	9.93	29.36	50.94	21.58	Average
4	0.28	9.60	9.83	22.86	42.29	60.94	18.65	QP
5	0.45	9.59	9.81	8.27	27.67	46.80	19.13	Average
6	0.45	9.59	9.81	17.83	37.23	56.80	19.57	QP
7	0.55	9.60	9.82	8.90	28.32	46.00	17.68	Average
8	0.55	9.60	9.82	17.45	36.87	56.00	19.13	QP
9	0.73	9.63	9.81	5.84	25.28	46.00	20.72	Average
10	0.73	9.63	9.81	16.13	35.57	56.00	20.43	QP
11	1.03	9.61	9.85	3.93	23.39	46.00	22.61	Average
12	1.03	9.61	9.85	12.45	31.91	56.00	24.09	QP



Trace: 855

Site no : 844 Shield Room Data no. : 856  
 Env. / Ins. : Temp:24.3°C Humi:58% Press:101.50kPa LINE Phase : LINE  
 Limit : FCC PART 15B QP  
 Engineer : Tony  
 EUT : Bluetooth Speaker  
 Power : DC 5V From Adapter Input AC 120V/60Hz  
 M/N : Beoplay P2  
 Test Mode : IX Mode

	Freq. (MHz)	LISN Factor (dB)	Cable Loss (dB)	Reading (dBUV)	Emission Level (dBuv)	Limits (dBuv)	Margin (dB)	Remark
1	0.19	9.61	9.80	14.74	34.15	54.06	19.91	Average
2	0.19	9.61	9.80	25.57	44.98	64.06	19.08	QP
3	0.29	9.61	9.83	7.37	26.81	50.59	23.78	Average
4	0.29	9.61	9.83	19.31	38.75	60.59	21.84	QP
5	0.36	9.61	9.82	3.51	22.94	48.74	25.80	Average
6	0.36	9.61	9.82	17.80	37.23	58.74	21.51	QP
7	0.45	9.61	9.81	5.28	24.70	46.80	22.10	Average
8	0.45	9.61	9.81	19.93	39.35	56.80	17.45	QP
9	0.55	9.60	9.82	3.11	22.53	46.00	23.47	Average
10	0.55	9.60	9.82	17.12	36.54	56.00	19.46	QP
11	0.65	9.59	9.81	1.00	20.40	46.00	25.60	Average
12	0.65	9.59	9.81	17.11	36.51	56.00	19.49	QP

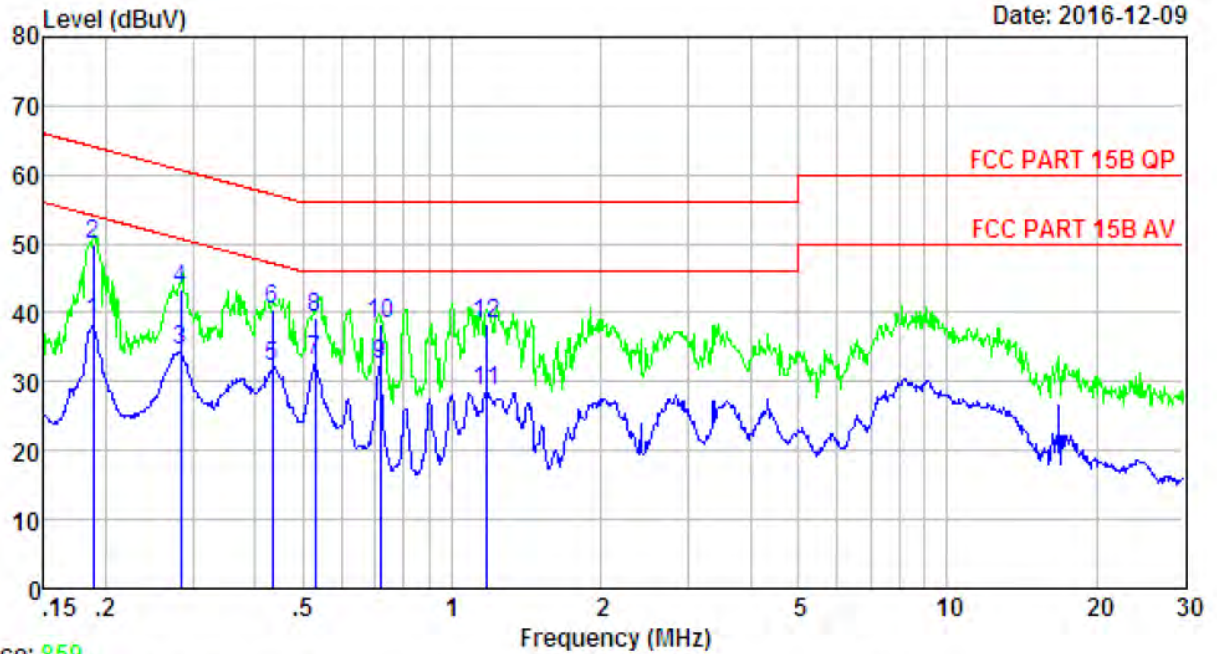


Trace: 857

Site no : 844 Shield Room Data no. : 858  
 Env. / Ins. : Temp:24.3'C Humi:58% Press:101.50kPa LINE Phase : LINE  
 Limit : FCC PART 15B QP  
 Engineer : Tony  
 EUT : Bluetooth Speaker  
 Power : DC 5V From Adapter Input AC 240V/60Hz  
 M/N : Beoplay P2  
 Test Mode : TX Mode

	Freq. (MHz)	LISN Factor (dB)	Cable Loss (dB)	Reading (dBuV)	Emission Level (dBuV)	Limits (dBuV)	Margin (dB)	Remark
1	0.19	9.61	9.80	17.35	36.76	54.11	17.35	Average
2	0.19	9.61	9.80	29.57	48.98	64.11	15.13	QP
3	0.28	9.61	9.83	12.15	31.59	50.81	19.22	Average
4	0.28	9.61	9.83	23.50	42.94	60.81	17.87	QP
5	0.44	9.61	9.81	7.54	26.96	47.15	20.19	Average
6	0.44	9.61	9.81	18.10	37.52	57.15	19.63	QP
7	0.62	9.60	9.82	7.22	26.64	46.00	19.36	Average
8	0.62	9.60	9.82	18.75	38.17	56.00	17.83	QP
9	0.71	9.59	9.81	6.20	25.60	46.00	20.40	Average
10	0.71	9.59	9.81	17.64	37.04	56.00	18.96	QP
11	1.09	9.64	9.83	4.30	23.77	46.00	22.23	Average
12	1.09	9.64	9.83	18.71	38.18	56.00	17.82	QP





Trace: 859

Site no : 844 Shield Room Data no. : 860  
 Env. / Ins. : Temp:24.3'C Humi:58% Press:101.50kPa LINE Phase : NEUTRAL  
 Limit : FCC PART 15B QP  
 Engineer : Tony  
 EUT : Bluetooth Speaker  
 Power : DC 5V From Adapter Input AC 240V/60Hz  
 M/N : Beoplay P2  
 Test Mode : TX Mode

	Freq. (MHz)	LISN Factor (dB)	Cable Loss (dB)	Reading (dBuV)	Emission Level (dBuV)	Limits (dBuV)	Margin (dB)	Remark
1	0.19	9.57	9.80	19.20	38.57	54.11	15.54	Average
2	0.19	9.57	9.80	30.37	49.74	64.11	14.37	QP
3	0.28	9.60	9.83	15.22	34.65	50.72	16.07	Average
4	0.28	9.60	9.83	23.88	43.31	60.72	17.41	QP
5	0.43	9.59	9.81	12.78	32.18	47.20	15.02	Average
6	0.43	9.59	9.81	20.94	40.34	57.20	16.86	QP
7	0.53	9.60	9.81	13.54	32.95	46.00	13.05	Average
8	0.53	9.60	9.81	19.93	39.34	56.00	16.66	QP
9	0.72	9.63	9.81	13.07	32.51	46.00	13.49	Average
10	0.72	9.63	9.81	19.04	38.48	56.00	17.52	QP
11	1.17	9.61	9.81	9.35	28.77	46.00	17.23	Average
12	1.17	9.61	9.81	18.88	38.30	56.00	17.70	QP

## 12. ANTENNA REQUIREMENTS

### 12.1. Limit

For intentional device, according to FCC 47 CFR Section 15.203, an intentional radiator shall be designed to ensure that no antenna other than that furnished by the responsible party shall be used with the device. And according to FCC 47 CFR Section 15.247 (b), if transmitting antennas of directional gain greater than 6dBi are used, the power shall be reduced by the amount in dB that the directional gain of the antenna exceeds 6dBi.

### 12.2. Result

The antennas used for this product are internal Antenna and that no antenna other than that furnished by the responsible party shall be used with the device, the maximum peak gain of the transmit antenna is only 3.12dBi.