

FCC PART 15C TEST REPORT FOR CERTIFICATION
On Behalf of

Bang & Olufsen a/s

Wireless Speaker

Model Number: Beoplay M3

FCC ID: TTUBEOPLAYM3

Prepared for:	Bang & Olufsen a/s
	Peter Bangs Vej 15, 7600 Struer, Denmark
Prepared By:	EST Technology Co., Ltd.
	San Tun Management Zone, Houjie District, Dongguan, China
Tel: 86-769-83081888-808	

Report Number:	ESTE-R1707003
Date of Test:	May 03 ~ June 20, 2017
Date of Report:	July 04, 2017

TABLE OF CONTENTS

Description	Page
TEST REPORT VERIFICATION.....	3
1. GENERAL INFORMATION.....	5
1.1. Description of Device (EUT)	5
2. SUMMARY OF TEST	6
2.1. Summary of test result.....	6
2.2. Test Facilities	7
2.3. Assistant equipment used for test.....	8
2.4. Block Diagram	8
2.5. Test mode	9
2.6. Channel List for wifi	9
2.7. Test Equipment.....	10
3 POWER LINE CONDUCTED EMISSION TEST.....	11
3.1. Limit.....	11
3.2. Test Procedure.....	11
3.3. Test Result.....	11
3.4. Test data	12
4 RADIATED EMISSION TEST	16
4.1 Limit.....	16
4.2. Block Diagram of Test setup.....	17
4.3. Test Procedure.....	18
4.4. Test Result.....	18
4.5. Test Data	19
5 BAND EDGE COMPLIANCE TEST	75
5.1 Limit.....	75
5.2 Block Diagram of Test setup.....	75
5.3 Test Procedure.....	75
5.4 Test Result.....	75
5.5 Test Data	76
6 6dB & 20dB Bandwidth Test.....	100
6.1 Limit.....	100
6.2 Test Procedure for 6dB.....	100
6.3 Test Procedure for 20dB.....	100
6.4 Test Result.....	102
6.5 6dB Test Data.....	103
6.6 20dB Test Data.....	119
7 OUTPUT POWER TEST	135
7.1 Limit.....	135
7.2 Test Procedure.....	135
7.3 Test Result.....	136
7.4 Test Data	137
8 POWER SPECTRAL DENSITY TEST	153
8.1 Limit.....	153

8.2 Test Procedure 153

8.3 Test Result..... 154




8.4 Test Data 155

9 ANTENNA REQUIREMENTS171

9.1 Limit 171

9.2 Result..... 171

EST Technology Co., Ltd.

Applicant:	Bang & Olufsen a/s		
Address:	Peter Bangs Vej 15, 7600 Struer, Denmark		
Manufacturer:	Bang & Olufsen a/s		
Address:	Peter Bangs Vej 15, 7600 Struer, Denmark		
E.U.T:	Wireless Speaker		
Model Number:	Beoplay M3		
Power Supply:	AC 100-240V ~ 50/60Hz		
Test Voltage:	AC 120V/60Hz AC 240V/60Hz		
Trade Name:	Bang & Olufsen	Serial No.:	-----
Date of Receipt:	May 03, 2017	Date of Test:	May 03 ~ June 20, 2017
Test Specification:	FCC Rules and Regulations Part 15 Subpart C:2016 ANSI C63.10:2013		
Test Result:	<p>The device described above is tested by EST Technology Co., Ltd.. The measurement results were contained in this test report and EST Technology Co., Ltd. was assumed full responsibility for the accuracy and completeness of these measurements. Also, this report shows that the EUT to be technically compliance with the FCC Rules and Regulations Part 15 Subpart C requirements.</p> <p style="text-align: right;">This report applies to above tested sample only and shall not be reproduced in part without written approval of EST Technology Co., Ltd. Date: July 04, 2017</p>		
Prepared by:	Reviewed by:	Approved by:	
 _____ Amy / Assistant	 _____ Tony / Engineer	 _____ Iceman Hu / Manager	
Other Aspects:	None.		
<i>Abbreviations: OK/P=passed fail/F=failed n.a/N=not applicable E.U.T=equipment under tested</i>			
<i>This test report is based on a single evaluation of one sample of above mentioned products ,It is not permitted to be duplicated in extracts without written approval of EST Technology Co., Ltd.</i>			



1. GENERAL INFORMATION

1.1. Description of Device (EUT)

Product Name	:	Wireless Speaker	
Model Number	:	Beoplay M3	
FCC ID	:	TTUBEOPLAYM3	
Modulation	:	IEEE 802.11b mode: DSSS(CCK,QPSK, BPSK) IEEE 802.11g mode: OFDM (BPSK/QPSK/16QAM/64QAM) IEEE 802.11n HT20 mode: OFDM (BPSK/QPSK/16QAM/64QAM) IEEE 802.11n HT40 mode: OFDM (BPSK/QPSK/16QAM/64QAM)	
Operation Frequency	:	IEEE 802.11b/g: 2412 ~ 2462 MHz IEEE 802.11n HT20 : 2412 ~ 2462 MHz IEEE 802.11n HT40: 2422 ~ 2452 MHz	
Number of channel	:	IEEE 802.11b 2412 ~ 2462 MHz: 11 Channels IEEE 802.11g 2412 ~ 2462 MHz: 11 Channels IEEE 802.11n HT20 2412 ~ 2462 MHz: 11 Channels IEEE 802.11n HT20 2422 ~ 2452 MHz: 7 Channels	
Antenna	:	Integrated PCB antenna	
		Frequency Range	Antenna 0 Antenna 1
		2400~2483.5 MHz	-1.16 dBi -2.27 dBi
		5150~5875 MHz	4.26 dBi 4.67 dBi
		Directional gain: 1.31 dBi for 2.4G Band; 7.49 dBi for 5G Band. Directional gain= $10*\log[(10^{G1/20}+10^{G2/20})^2/N_{ANT}]$	
	Note: Bluetooth uses Antenna 0 11a,b,g,n uses Antenna 0 / Antenna 1 11n,ac uses MIMO		
Sample Type	:	Prototype production	

2. SUMMARY OF TEST

2.1. Summary of test result

Description of Test Item	Standard	Results
Power Line Conducted Emission	FCC Part 15: 15.207 ANSI C63.10:2013	PASS
Radiated Emission	FCC Part 15: 15.209 ANSI C63.10:2013 KDB 558074	PASS
Band Edge Compliance	FCC Part 15: 15.247 ANSI C63.10:2013 KDB 558074	PASS
Conducted spurious emissions	FCC Part 15: 15.247 ANSI C63.10:2013 KDB 558074	PASS
6dB Bandwidth	FCC Part 15: 15.247 ANSI C63.10:2013 KDB 558074	PASS
Peak Output Power	FCC Part 15: 15.247 ANSI C63.10:2013 KDB 558074	PASS
Power Spectral Density	FCC Part 15: 15.247 ANSI C63.10:2013 KDB 558074	PASS
Antenna requirement	FCC Part 15: 15.203	PASS
Note: KDB 558074 D01 DTS Meas Guidance v04		

2.2. Test Facilities

EMC Lab : Certified by CNAS, CHINA
Registration No.: L5288
Date of registration: November 13, 2014

Certificated by FCC, USA
Registration No.: 989591
Date of registration: November 15, 2016

Certificated by Industry Canada
Registration No.: 9405A-1
Date of registration: December 30, 2015

Certificated by VCCI, Japan
Registration No.: R-3663 & C-4103
Date of registration: July 25, 2011

Certificated by TUV Rheinland, Germany
Registration No.: UA 50195514 0001
Date of registration: January 07, 2011

Certificated by TUV/PS, Shenzhen
Registration No.: SCN1017
Date of registration: January 27, 2011

Certificated by Intertek ETL SEMKO
Registration No.: 2011-RTL-L1-18
Date of registration: April 28, 2011

Certificated by Siemic, Inc.
Registration No.: SLCN021
Date of registration: November 8, 2011

Certificated by Nemko, Hong Kong
Registration No.: 175193
Date of registration: May 4, 2011

Name of Firm : EST Technology Co., Ltd.


Site Location : San Tun Management Zone, Houjie Town, Dongguan,
Guangdong, China

2.3. Assistant equipment used for test

2.3.1. N/A

2.4. Block Diagram

For radiated emissions test: EUT was placed on a turn table, which is 0.8 or 1.5 meter high above ground. EUT was be set into Wi-Fi test mode by software before test.



(EUT: Wireless Speaker)

2.5. Test mode

A special test software was used to control EUT work in Continuous TX mode, and select test channel, wireless mode and data rate.

Test mode	Lower channel	Center channel	Upper channel
IEEE 802.11b;IEEE 802.11g;IEEE 802.11n HT20 Transmitting	2412MHz	2437MHz	2462MHz
IEEE 802.11b;IEEE 802.11g;IEEE 802.11n HT20 Receiving	2412MHz	2437MHz	2462MHz
IEEE 802.11n HT40 Transmitting	2422MHz	2437MHz	2452MHz
IEEE 802.11n HT40 Receiving	2422MHz	2437MHz	2452MHz

2.6. Channel List for wifi

IEEE 802.11b;IEEE 802.11g;IEEE 802.11n HT20					
Channel	Frequency (MHz)	Channel	Frequency (MHz)	Channel	Frequency (MHz)
1	2412	6	2437	11	2462
2	2417	7	2442		
3	2422	8	2447		
4	2427	9	2452		
5	2432	10	2457		
IEEE 802.11n HT40					
Channel	Frequency (MHz)	Channel	Frequency (MHz)	Channel	Frequency (MHz)
1	2422	4	2437	7	2452
2	2427	5	2442		
3	2432	6	2447		

2.7. Test Equipment

2.7.1. For conducted emission test

Equipment	Manufacturer	Model No.	Serial No.	Last Cal.	Next Cal.
EMI Test Receiver	Rohde & Schwarz	ESHS30	832354	June,28,16	1 Year
Artificial Mains Networ	Rohde & Schwarz	ENV216	101260	June,28,16	1 Year
Pulse Limiter	Rohde & Schwarz	ESH3-Z2	101100	June,28,16	1 Year

2.7.2. For radiated emission test(9 kHz-30MHz)

Equipment	Manufacturer	Model No.	Serial No.	Last Cal.	Next Cal.
EMI Test Receiver	Rohde & Schwarz	ESCI	100435	June 25,16	1 Year
Loop Antenna	ETS-LINDGREN	6502	00071730	June 25,16	3 Year
RF Cable	MIYAZAKI	5D-2W	966 Chamber No.1	June 25,16	1 Year

2.7.3. For radiated emissions test (30-1000MHz)

Equipment	Manufacturer	Model No.	Serial No.	Last Cal.	Next Cal.
EMI Test Receiver	Rohde & Schwarz	ESVS10	100004	June 25,16	1 Year
Spectrum Analyzer	Agilent	E4411B	MY50140697	June 25,16	1 Year
Bilog Antenna	Teseq	CBL 6111D	27090	June 28,15	3 Year
Signal Amplifier	Agilent	310N	187037	June 25,16	1 Year
RF Cable	MIYAZAKI	5D-2W	966 Chamber No.1	June 25,16	1 Year

2.7.4. For radiated emission test(above 1GHz)

Equipment	Manufacturer	Model No.	Serial No.	Last Cal.	Next Cal.
Horn Antenna	SCHWARZB ECK	BBHA 9120 D	BBHA9120D1 002	June 28,15	3 Year
Board-Band Horn Antenna	SCHWARZB ECK	BBHA 9170	9170-497	June 28,15	3Year
Signal Amplifier	SCHWARZB ECK	BBV9718	9718-212	June 25,16	1 Year
Spectrum Analyzer	Agilent	E4408B	MY44211139	June 25,16	1 Year
Spectrum Analyzer	Rohde &Schwarz	FSV	103173	June 25,16	1 Year
RF Cable	Hubersuhner	RG 214/U	513423	June 25,16	1 Year

3 POWER LINE CONDUCTED EMISSION TEST

3.1. Limit

Frequency	Maximum RF Line Voltage	
	Quasi-Peak Level dB(μV)	Average Level dB(μV)
150kHz ~ 500kHz	66 ~ 56*	56 ~ 46*
500kHz ~ 5MHz	56	46
5MHz ~ 30MHz	60	50

Notes: 1. * Decreasing linearly with logarithm of frequency.
 2. The lower limit shall apply at the transition frequencies.

3.2. Test Procedure

The EUT was placed on a non-metallic table, 10cm above the ground plane. The EUT Power connected to the power mains through a line impedance stabilization network (L.I.S.N. 1#). This provides a 50 ohm coupling impedance for the EUT (Please refer the block diagram of the test setup and photographs). The AC line are checked to find out the maximum conducted emission. In order to find the maximum emission levels, the relative positions of equipment and all of the interface cables shall be changed according to ANSI C63.10: 2013 on Conducted Emission Test.

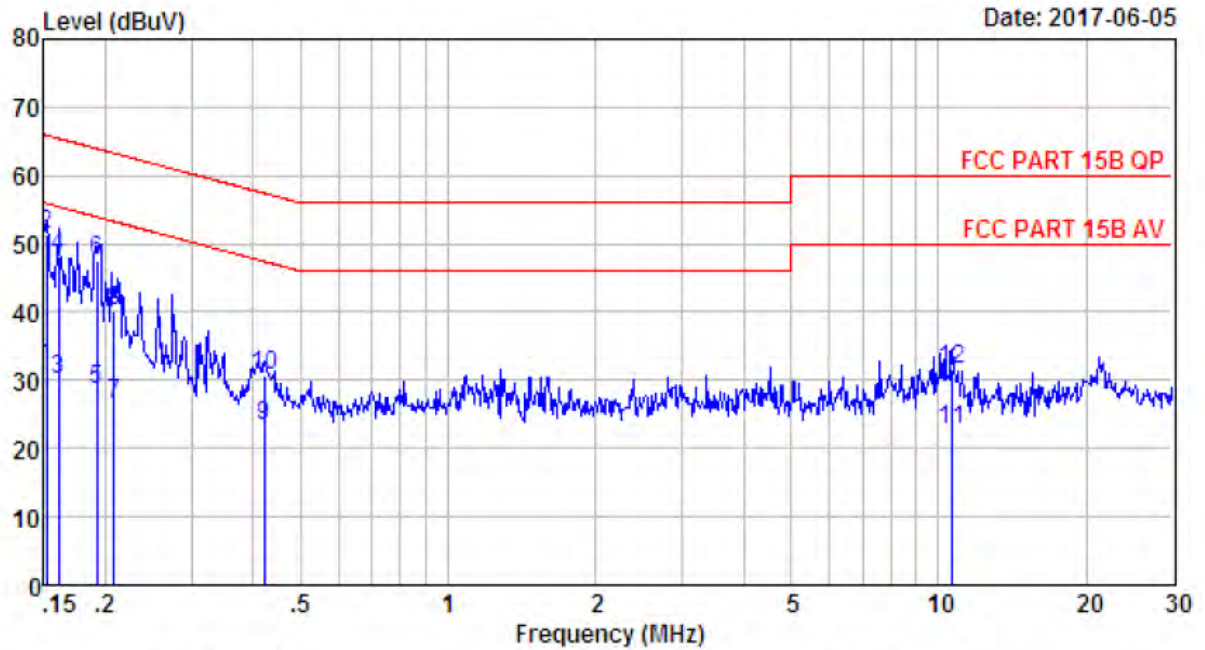
The bandwidth of test receiver (R & S ESHS30) is set at 10kHz.

The frequency range from 150kHz to 30MHz is checked.

3.3. Test Result

PASS.

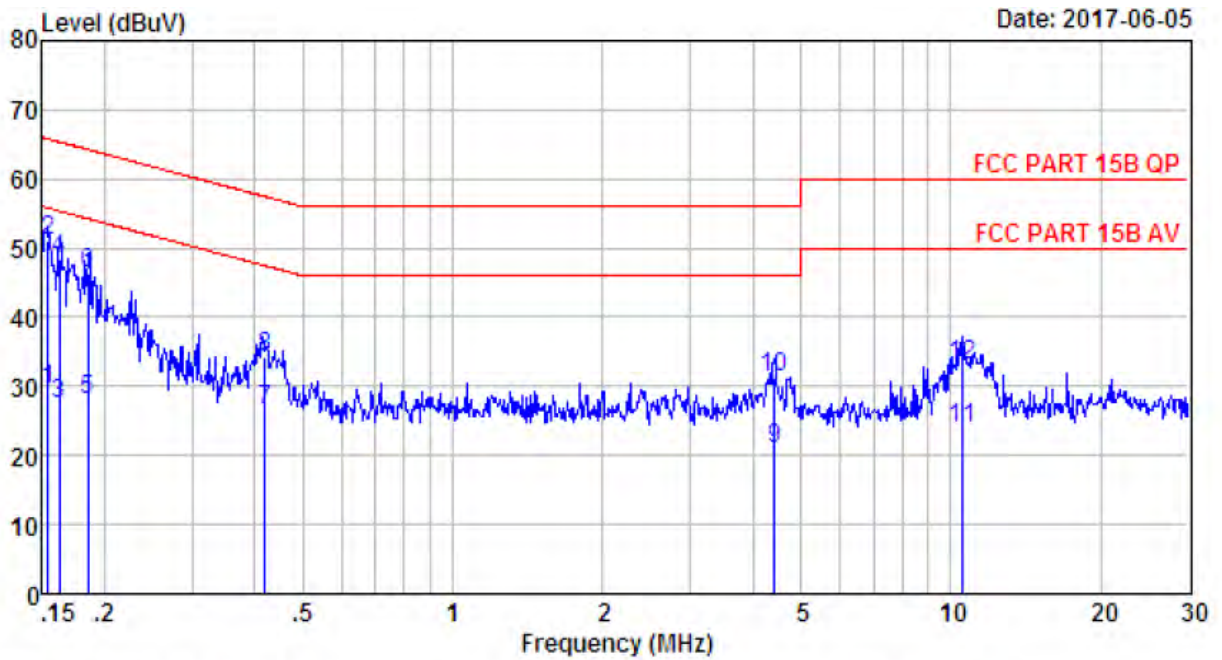
3.4. Test data



```

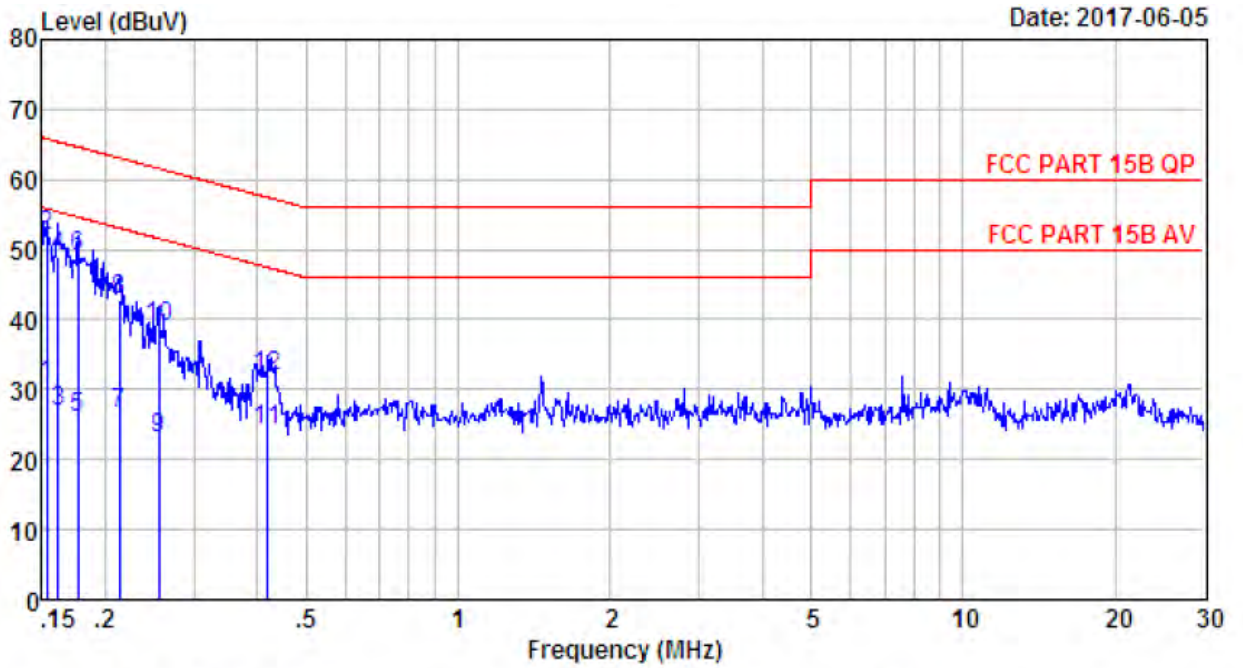
Site no       : 844 Shield Room                Data no.    : 1089
Env. / Ins.   : Temp:24.3'C Humi:58% Press:101.50kPa LINE Phase : NEUTRAL
Limit        : FCC PART 15B QP
Engineer     : Tony
EUT          : Wireless Speaker
Power        : AC 120V/60Hz
M/N         : Beoplay M3
Test Mode    : TX Mode
    
```

	Freq. (MHz)	LISN Factor (dB)	Cable Loss (dB)	Reading (dBUV)	Emission Level (dBUV)	Limits (dBUV)	Margin (dB)	Remark
1	0.15	9.46	9.81	12.74	32.01	55.91	23.90	Average
2	0.15	9.46	9.81	32.12	51.39	65.91	14.52	QP
3	0.16	9.49	9.81	10.93	30.23	55.43	25.20	Average
4	0.16	9.49	9.81	28.85	48.15	65.43	17.28	QP
5	0.19	9.58	9.80	9.18	28.56	53.93	25.37	Average
6	0.19	9.58	9.80	28.15	47.53	63.93	16.40	QP
7	0.21	9.60	9.80	7.04	26.44	53.27	26.83	Average
8	0.21	9.60	9.80	20.73	40.13	63.27	23.14	QP
9	0.42	9.59	9.81	3.91	23.31	47.42	24.11	Average
10	0.42	9.59	9.81	11.38	30.78	57.42	26.64	QP
11	10.62	9.71	9.88	3.16	22.75	50.00	27.25	Average
12	10.62	9.71	9.88	11.92	31.51	60.00	28.49	QP



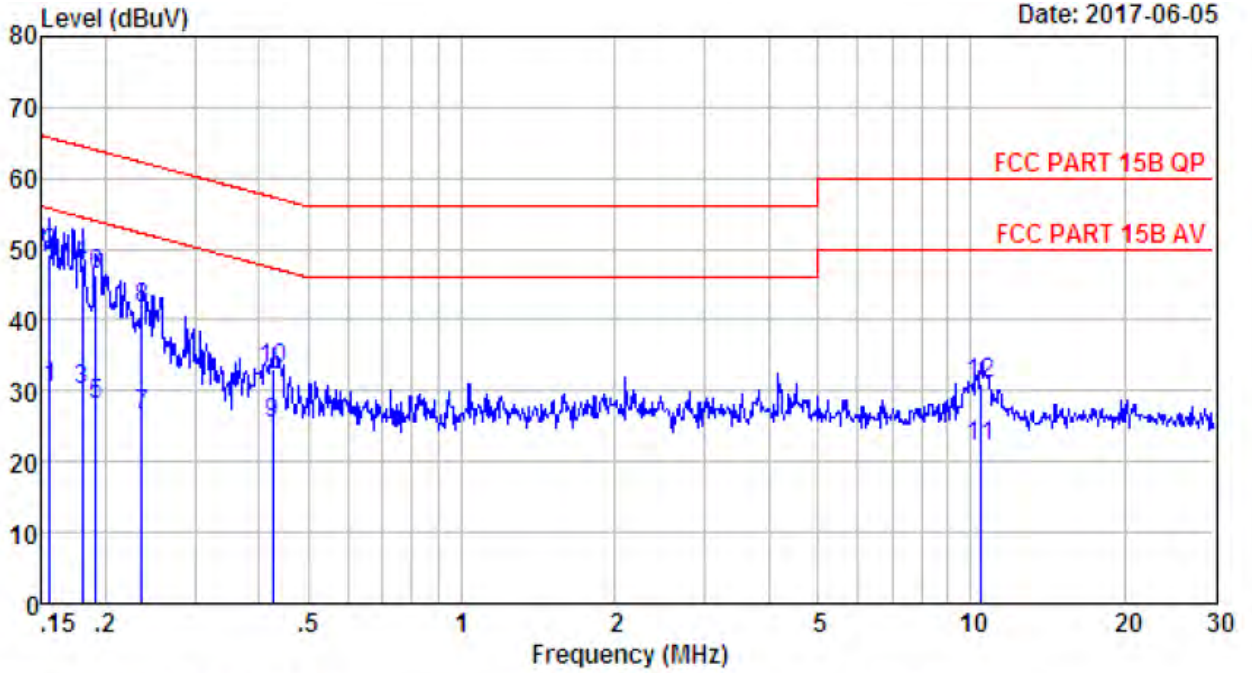
Site no : 844 Shield Room Data no. : 1091
 Env. / Ins. : Temp:24.3'C Humi:58% Press:101.50kPa LINE Phase : LINE
 Limit : FCC PART 15B QP
 Engineer : Tony
 EUT : Wireless Speaker
 Power : AC 120V/60Hz
 M/N : Beoplay M3
 Test Mode : TX Mode

	Freq. (MHz)	LISN Factor (dB)	Cable Loss (dB)	Reading (dBuV)	Emission Level (dBuV)	Limits (dBuV)	Margin (dB)	Remark
1	0.15	9.61	9.81	10.13	29.55	55.78	26.23	Average
2	0.15	9.61	9.81	31.79	51.21	65.78	14.57	QP
3	0.16	9.61	9.81	8.13	27.55	55.34	27.79	Average
4	0.16	9.61	9.81	29.01	48.43	65.34	16.91	QP
5	0.19	9.61	9.80	8.57	27.98	54.24	26.26	Average
6	0.19	9.61	9.80	26.88	46.29	64.24	17.95	QP
7	0.42	9.61	9.81	7.10	26.52	47.46	20.94	Average
8	0.42	9.61	9.81	14.86	34.28	57.46	23.18	QP
9	4.43	9.64	9.84	1.54	21.02	46.00	24.98	Average
10	4.43	9.64	9.84	11.80	31.28	56.00	24.72	QP
11	10.51	9.66	9.88	4.50	24.04	50.00	25.96	Average
12	10.51	9.66	9.88	13.52	33.06	60.00	26.94	QP



Site no : 844 Shield Room Data no. : 1093
 Env. / Ins. : Temp:24.3'C Humi:58% Press:101.50kPa LINE Phase : NEUTRAL
 Limit : FCC PART 15B QP
 Engineer : Tony
 EUT : Wireless Speaker
 Power : AC 240V/60Hz
 M/N : Beoplay M3
 Test Mode : IX Mode

	Freq. (MHz)	LISN Factor (dB)	Cable Loss (dB)	Reading (dBUV)	Emission Level (dBUV)	Limits (dBUV)	Margin (dB)	Remark
1	0.15	9.47	9.81	11.33	30.61	55.82	25.21	Average
2	0.15	9.47	9.81	32.69	51.97	65.82	13.85	QP
3	0.16	9.50	9.81	7.53	26.84	55.38	28.54	Average
4	0.16	9.50	9.81	29.66	48.97	65.38	16.41	QP
5	0.18	9.54	9.80	6.57	25.91	54.64	28.73	Average
6	0.18	9.54	9.80	29.61	48.95	64.64	15.69	QP
7	0.21	9.60	9.80	7.07	26.47	53.10	26.63	Average
8	0.21	9.60	9.80	23.39	42.79	63.10	20.31	QP
9	0.25	9.60	9.82	3.51	22.93	51.60	28.67	Average
10	0.25	9.60	9.82	19.51	38.93	61.60	22.67	QP
11	0.42	9.59	9.81	4.91	24.31	47.46	23.15	Average
12	0.42	9.59	9.81	12.50	31.90	57.46	25.56	QP



Site no : 844 Shield Room Data no. : 1095
 Env. / Ins. : Temp:24.3'C Humi:58% Press:101.50kPa LINE Phase : LINE
 Limit : FCC PART 15B QP
 Engineer : Tony
 EUT : Wireless Speaker
 Power : AC 240V/60Hz
 M/N : Beoplay M3
 Test Mode : TX Mode

	Freq. (MHz)	LISN Factor (dB)	Cable Loss (dB)	Reading (dBUV)	Emission Level (dBUV)	Limits (dBUV)	Margin (dB)	Remark
1	0.16	9.61	9.81	11.13	30.55	55.69	25.14	Average
2	0.16	9.61	9.81	29.81	49.23	65.69	16.46	QP
3	0.18	9.61	9.80	10.67	30.08	54.50	24.42	Average
4	0.18	9.61	9.80	28.46	47.87	64.50	16.63	QP
5	0.19	9.61	9.80	8.57	27.98	53.98	26.00	Average
6	0.19	9.61	9.80	26.92	46.33	63.98	17.65	QP
7	0.24	9.61	9.82	7.25	26.68	52.26	25.58	Average
8	0.24	9.61	9.82	22.32	41.75	62.26	20.51	QP
9	0.43	9.61	9.81	6.10	25.52	47.33	21.81	Average
10	0.43	9.61	9.81	13.64	33.06	57.33	24.27	QP
11	10.45	9.66	9.88	2.73	22.27	50.00	27.73	Average
12	10.45	9.66	9.88	11.36	30.90	60.00	29.10	QP

4 RADIATED EMISSION TEST

4.1 Limit

All the emissions appearing within 15.205 restricted frequency bands shall not exceed the limits shown in 15.209, all the other emissions shall be at least 20dB below the fundamental emissions, or comply with 15.209 limits.

15.205 Restricted frequency band

MHz	MHz	MHz	GHz
0.090 - 0.110	16.42 - 16.423	399.9 - 410	4.5 - 5.15
¹ 0.495 - 0.505	16.69475 - 16.69525	608 - 614	5.35 - 5.46
2.1735 - 2.1905	16.80425 - 16.80475	960 - 1240	7.25 - 7.75
4.125 - 4.128	25.5 - 25.67	1300 - 1427	8.025 - 8.5
4.17725 - 4.17775	37.5 - 38.25	1435 - 1626.5	9.0 - 9.2
4.20725 - 4.20775	73 - 74.6	1645.5 - 1646.5	9.3 - 9.5
6.215 - 6.218	74.8 - 75.2	1660 - 1710	10.6 - 12.7
6.26775 - 6.26825	108 - 121.94	1718.8 - 1722.2	13.25 - 13.4
6.31175 - 6.31225	123 - 138	2200 - 2300	14.47 - 14.5
8.291 - 8.294	149.9 - 150.05	2310 - 2390	15.35 - 16.2
8.362 - 8.366	156.52475 - 156.52525	2483.5 - 2500	17.7 - 21.4
8.37625 - 8.38675	156.7 - 156.9	2690 - 2900	22.01 - 23.12
8.41425 - 8.41475	162.0125 - 167.17	3260 - 3267	23.6 - 24.0
12.29 - 12.293	167.72 - 173.2	3332 - 3339	31.2 - 31.8
12.51975 - 12.52025	240 - 285	3345.8 - 3358	36.43 - 36.5
12.57675 - 12.57725	322 - 335.4	3600 - 4400	(²)

15.209 Limit

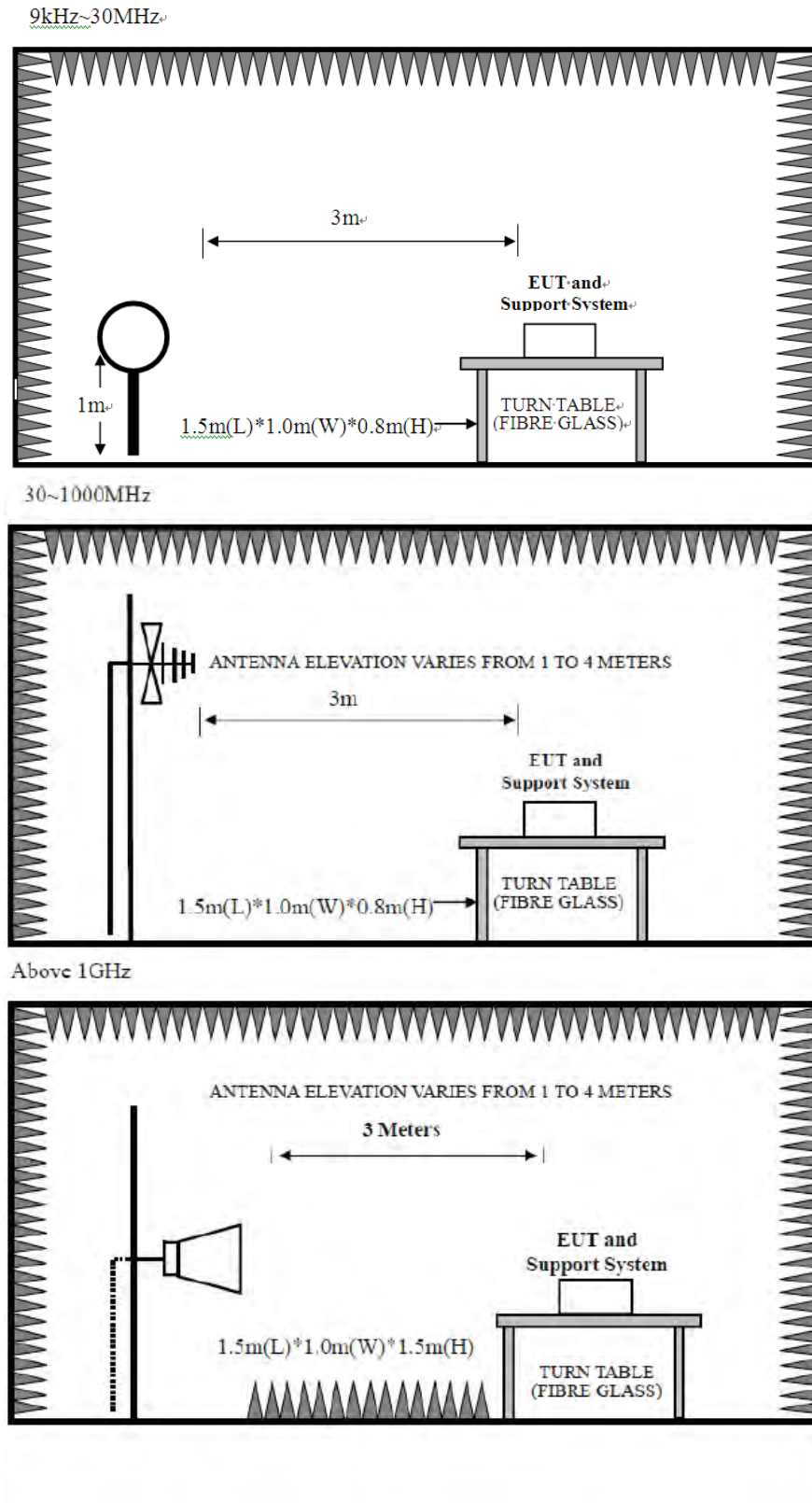
Frequency (MHz)	Field strength (μV/m)	Distance (m)
0.009-0.490	2400/F(kHz)	300
0.490-1.705	24000/F(kHz)	30
1.705-30	30	30
30-88	100	3
88-216	150	3
216-960	200	3
Above 960	500	3

Remark : (1) Emission level dBμV = 20 log Emission level μV/m

(2) The smaller limit shall apply at the cross point between two frequency bands.

(3) Distance is the distance in meters between the measuring instrument, antenna and the closest point of any part of the device or system.

4.2. Block Diagram of Test setup



4.3. Test Procedure

EUT was placed on a turn table, which is 0.8 meter high above ground for 9kHz~1000MHz test, and which is 1.5 meter high above ground for above 1GHz test. The turn table can rotate 360 degrees to determine the position of the maximum emission level. Power on the EUT and let it working in test mode, then test it. EUT is set 3 meters away from the receiving antenna, which is mounted on a antenna tower. The antenna can be moved up and down between 1 meter and 4 meters to find out the maximum emission level. Both horizontal and vertical polarization of the antenna are set on test.

The test frequency analyzer system was set to Peak Detect (300Hz RBW in 9kHz to 150kHz and 10kHz RBW in 150kHz to 30MHz) Function and Specified Bandwidth with Maximum Hold Mode.

The bandwidth of the EMI test receiver (R&S ESVS10) is set at 120kHz for frequency range from 30MHz to 1000 MHz.

The bandwidth of the Spectrum's VBW is set at 1MHz and RBW is set at 1MHz for peak emissions measurement above 1GHz and 1MHz RBW, 10Hz VBW for average emissions measure above 1GHz

PEAK detector, 1MHz/1MHz for PAEK measurement,

PEAK detector, 1MHz/10Hz for Average measurement

The frequency range from 30MHz to 10th harmonic (25GHz) are checked.

4.4. Test Result

PASS.

Note: 1、 For emissions above 1GHz, if peak level comply with average limit, then the average level is deemed to comply with average limit.

2、 The frequency 2412MHz 、 2437MHz and 2462 MHz is fundamental frequency which no limit, the limit on plots is automatically generated by the software, it's not fundamental limit, we can't remove it.

4.5. Test Data

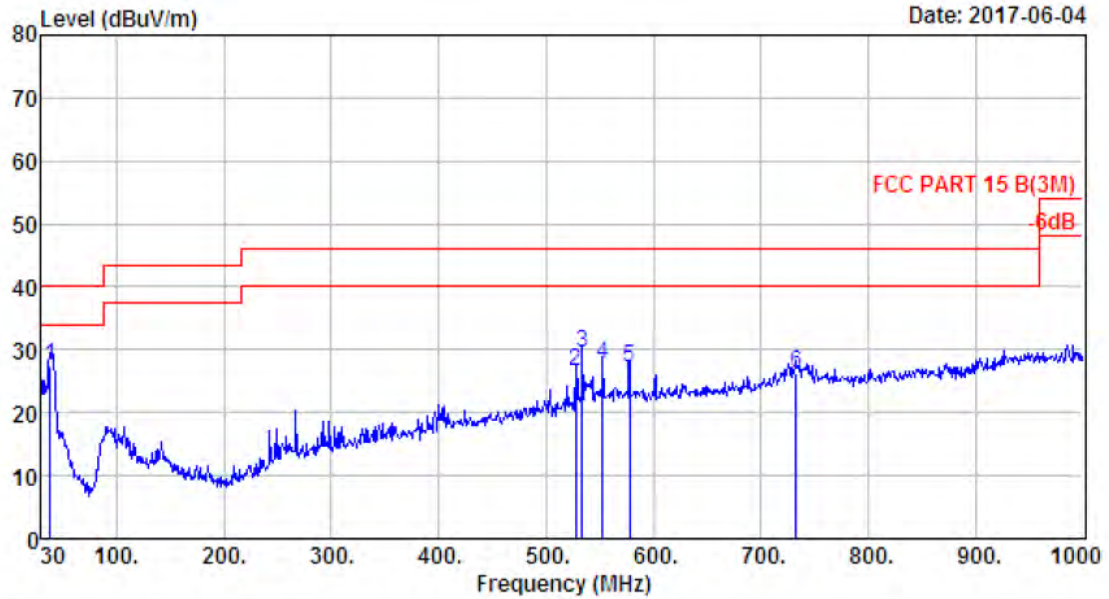
9 kHz – 30 MHz

Pass

Note: The amplitude of spurious emission that is attenuated by more than 20dB below the permissible limit has no need to be reported.

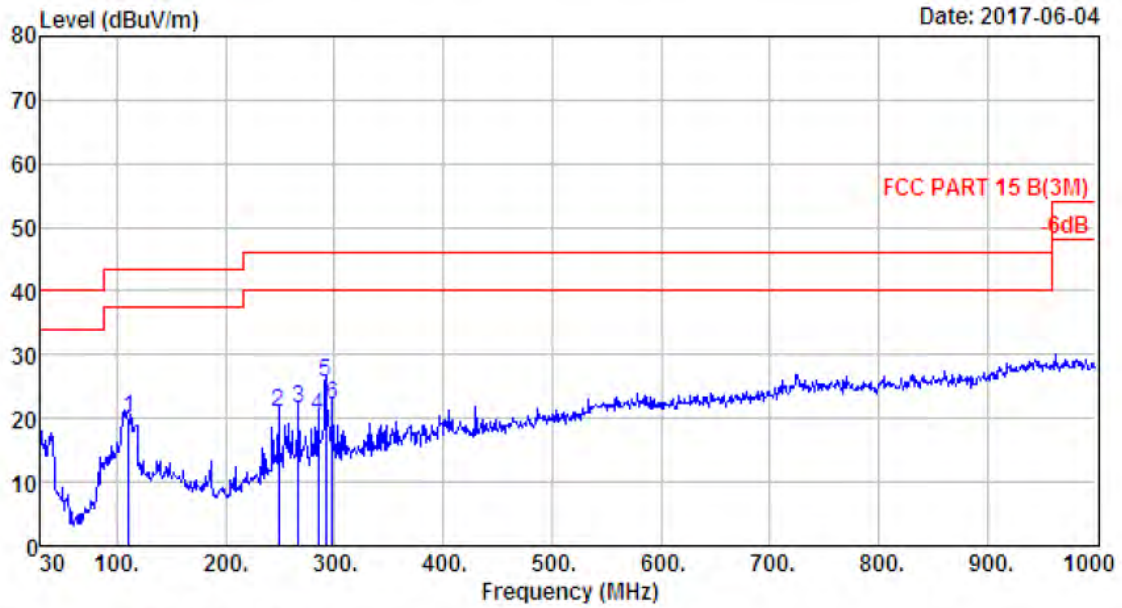
30-1000 MHz

Date: 2017-06-04



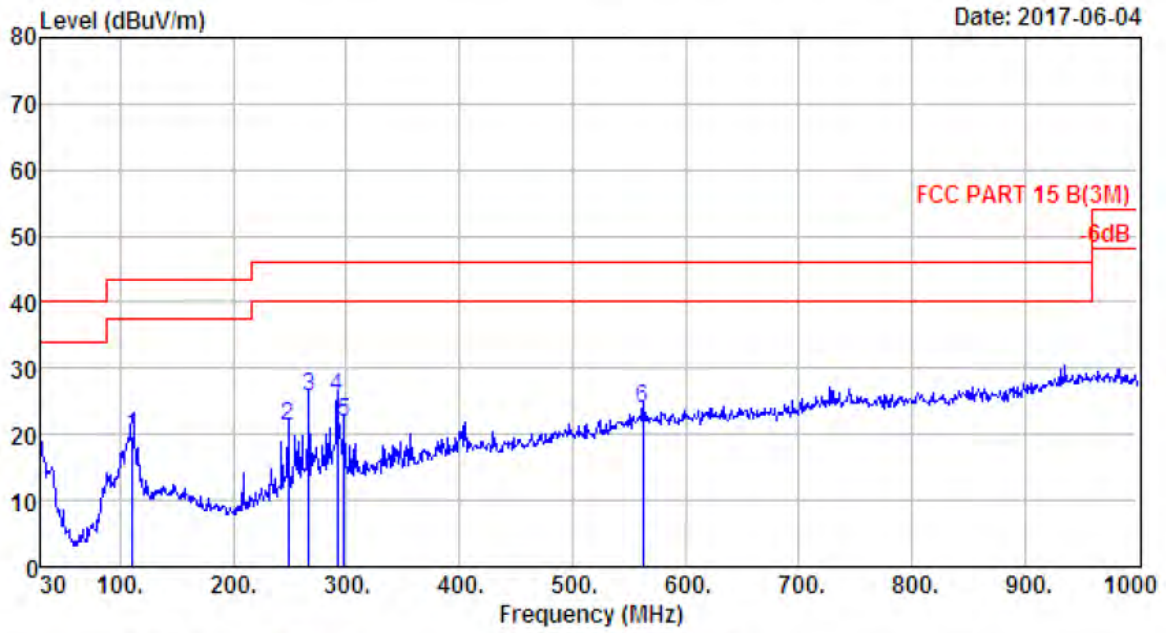
Site no. : 1# 966 Chamber Data no. : 579
 Dis. / Ant. : 3m 27137 Ant. pol. : VERTICAL
 Limit : FCC PART 15 B(3M)
 Env. / Ins. : Temp:23.6';Humi:56%;Press:101.52kPa
 Engineer : Tony
 EUT : Wireless Speaker
 Power : AC 120V/60Hz
 M/N : Beoplay M3
 Test Mode : IEEE 802.11b CH1 2412TX
 Antenna a

	Freq. (MHz)	ANT Factor (dB/m)	Cable Loss (dB)	Reading (dBuV)	Emission Level (dBuV/m)	Limit (dBuV/m)	Margin (dB)	Remark
1	37.760	14.05	0.79	12.61	27.45	40.00	12.55	QP
2	527.610	18.18	3.18	5.14	26.50	46.00	19.50	QP
3	533.430	18.68	3.29	7.46	29.43	46.00	16.57	QP
4	552.830	19.53	3.27	5.08	27.88	46.00	18.12	QP
5	578.050	19.52	3.32	4.18	27.02	46.00	18.98	QP
6	733.250	22.21	3.78	0.29	26.28	46.00	19.72	QP



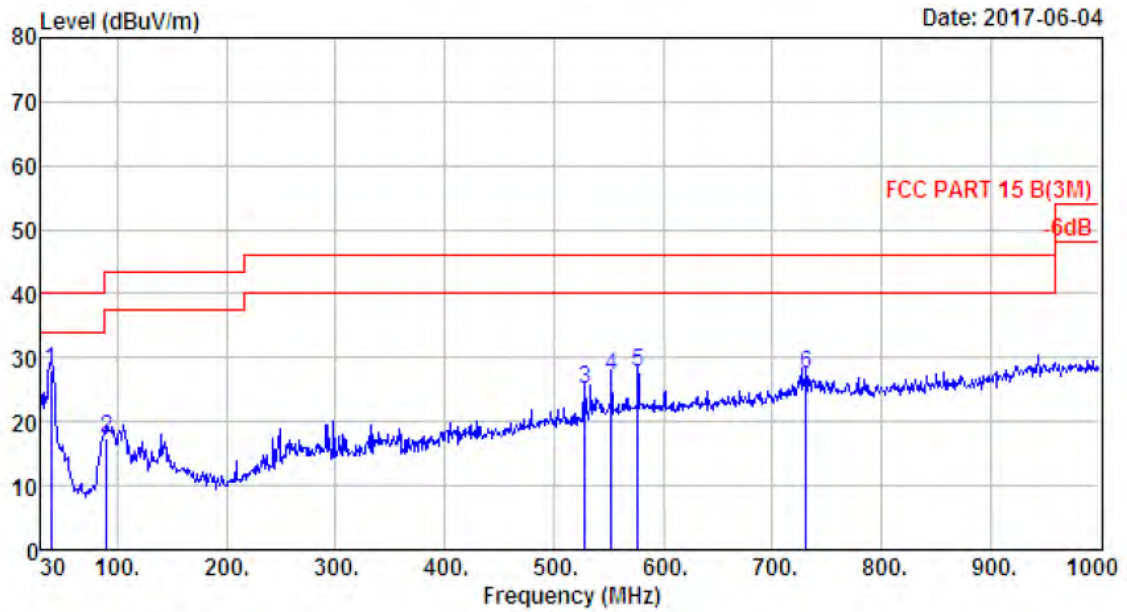
Site no. : 1# 966 Chamber Data no. : 580
 Dis. / Ant. : 3m 27137 Ant. pol. : HORIZONTAL
 Limit : FCC PART 15 B(3M)
 Env. / Ins. : Temp:23.6%;Humi:56%;Press:101.52kPa
 Engineer : Tony
 EUT : Wireless Speaker
 Power : AC 120V/60Hz
 M/N : Beoplay M3
 Test Mode : IEEE 802.11b CH1 2412TX
 Antenna a

	Freq. (MHz)	ANT Factor (dB/m)	Cable Loss (dB)	Reading (dBuV)	Emission Level (dBuV/m)	Limit (dBuV/m)	Margin (dB)	Remark
1	110.510	10.52	1.42	8.24	20.18	43.50	23.32	QP
2	248.250	11.52	2.13	7.16	20.81	46.00	25.19	QP
3	266.680	12.79	2.27	6.55	21.61	46.00	24.39	QP
4	285.110	12.56	2.34	5.58	20.48	46.00	25.52	QP
5	291.900	12.83	2.33	10.39	25.55	46.00	20.45	QP
6	297.720	12.99	2.36	6.77	22.12	46.00	23.88	QP



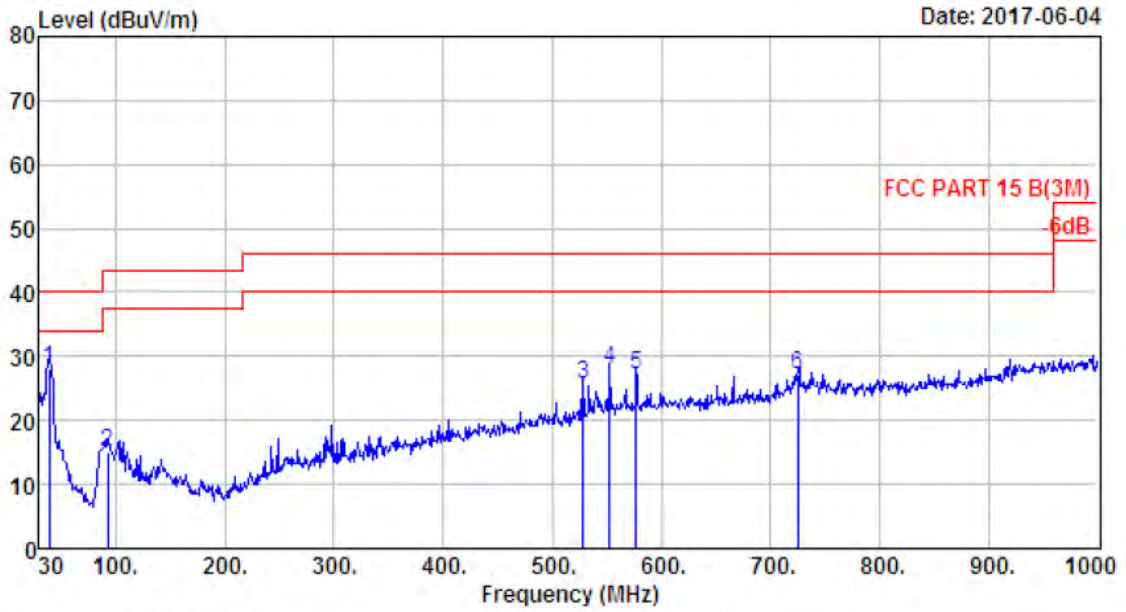
Site no. : 1# 966 Chamber Data no. : 581
 Dis. / Ant. : 3m 27137 Ant. pol. : HORIZONTAL
 Limit : FCC PART 15 B(3M)
 Env. / Ins. : Temp:23.6';Humi:56%;Press:101.52kPa
 Engineer : Tony
 EUT : Wireless Speaker
 Power : AC 120V/60Hz
 M/N : Beoplay M3
 Test Mode : IEEE 802.11b CH6 2437TX
 Antenna a

	Freq. (MHz)	ANT Factor (dB/m)	Cable Loss (dB)	Reading (dBUV)	Emission Level (dBUV/m)	Limit (dBUV/m)	Margin (dB)	Remark
1	110.510	10.52	1.42	7.75	19.69	43.50	23.81	QP
2	248.250	11.52	2.13	7.69	21.34	46.00	24.66	QP
3	266.680	12.79	2.27	10.57	25.63	46.00	20.37	QP
4	291.900	12.83	2.33	10.52	25.68	46.00	20.32	QP
5	297.720	12.99	2.36	6.35	21.70	46.00	24.30	QP
6	562.530	19.68	3.26	1.10	24.04	46.00	21.96	QP



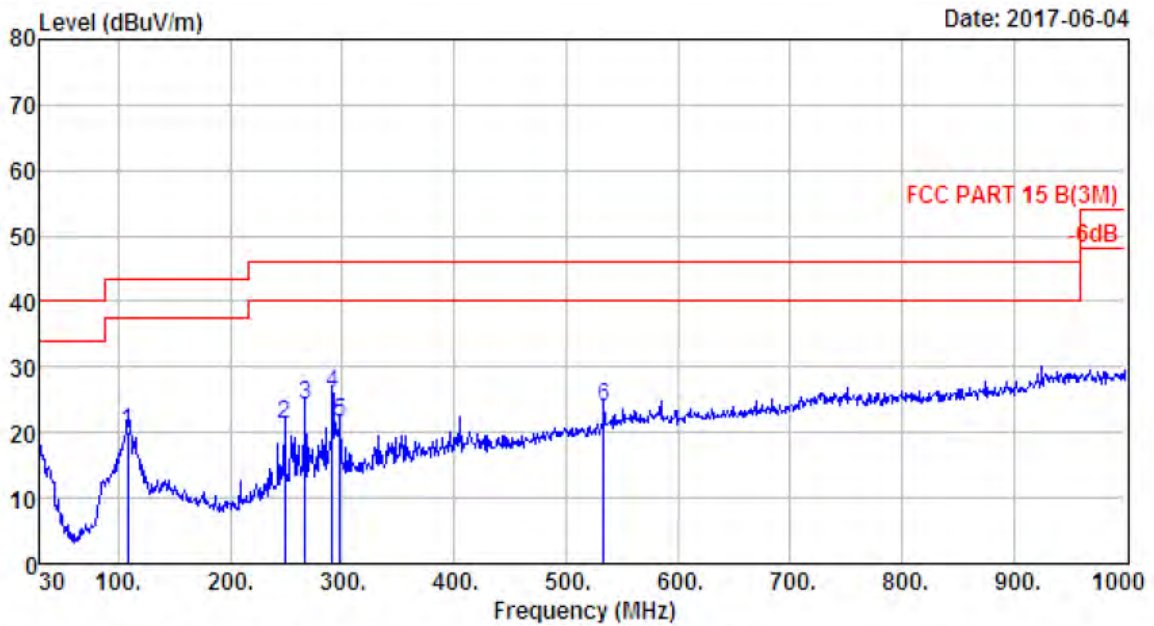
Site no. : 1# 966 Chamber Data no. : 582
 Dis. / Ant. : 3m 27137 Ant. pol. : VERTICAL
 Limit : FCC PART 15 B(3M)
 Env. / Ins. : Temp:23.6%;Humi:56%;Press:101.52kPa
 Engineer : Tony
 EUT : Wireless Speaker
 Power : AC 120V/60Hz
 M/N : Beoplay M3
 Test Mode : IEEE 802.11b CH6 2437TX
 Antenna a

	Freq. (MHz)	ANT Factor (dB/m)	Cable Loss (dB)	Reading (dBUV)	Emission Level (dBUV/m)	Limit (dBUV/m)	Margin (dB)	Remark
1	38.730	13.48	0.79	13.63	27.90	40.00	12.10	QP
2	90.140	8.38	1.33	7.70	17.41	43.50	26.09	QP
3	528.580	18.20	3.21	3.73	25.14	46.00	20.86	QP
4	552.830	19.53	3.27	4.29	27.09	46.00	18.91	QP
5	577.080	19.53	3.30	4.93	27.76	46.00	18.24	QP
6	731.310	22.17	3.77	1.44	27.38	46.00	18.62	QP



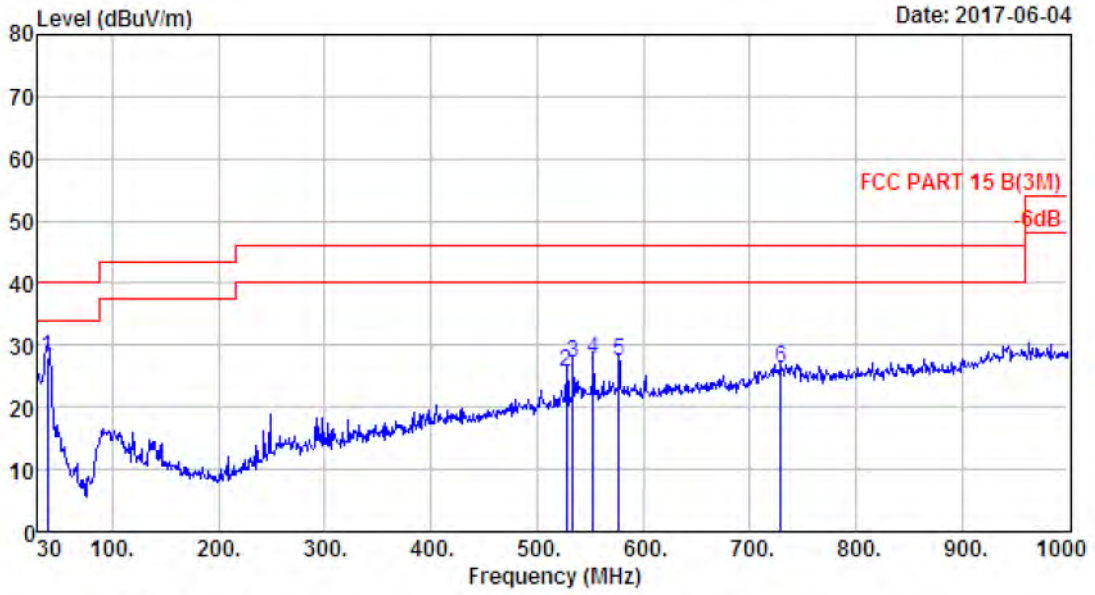
Site no. : 1# 966 Chamber Data no. : 583
 Dis. / Ant. : 3m 27137 Ant. pol. : VERTICAL
 Limit : FCC PART 15 B(3M)
 Env. / Ins. : Temp:23.6';Humi:56%;Press:101.52kPa
 Engineer : Tony
 EUT : Wireless Speaker
 Power : AC 120V/60Hz
 M/N : Beoplay M3
 Test Mode : IEEE 802.11b CH11 2462TX
 Antenna a

ANT	Cable	Emission	Limit	Margin	Remark
Freq. (MHz)	Factor (dB/m)	Loss (dB)	Reading (dBuV)	Level (dBuV/m)	(dB)
1 38.730	13.48	0.79	13.82	28.09	40.00 11.91 QP
2 93.050	8.59	1.27	5.29	15.15	43.50 28.35 QP
3 528.580	18.20	3.21	4.16	25.57	46.00 20.43 QP
4 552.830	19.53	3.27	5.23	28.03	46.00 17.97 QP
5 577.080	19.53	3.30	4.25	27.08	46.00 18.92 QP
6 725.490	21.85	3.75	1.60	27.20	46.00 18.80 QP



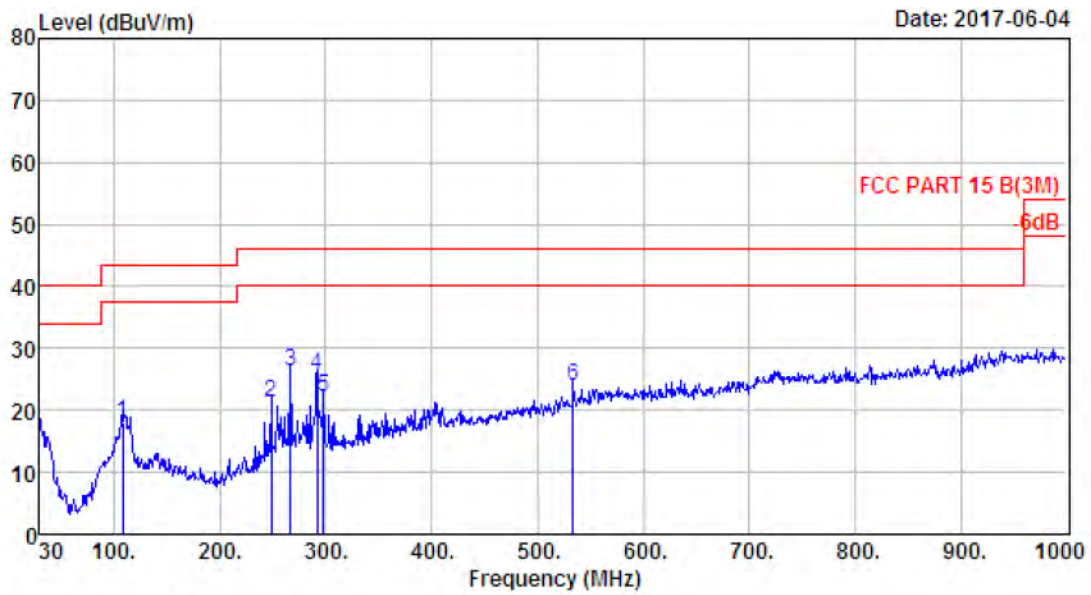
Site no. : 1# 966 Chamber Data no. : 584
 Dis. / Ant. : 3m 27137 Ant. pol. : HORIZONTAL
 Limit : FCC PART 15 B(3M)
 Env. / Ins. : Temp:23.6';Humi:56%;Press:101.52kPa
 Engineer : Tony
 EUT : Wireless Speaker
 Power : AC 120V/60Hz
 M/N : Beoplay M3
 Test Mode : IEEE 802.11b CH11 2462TX
 Antenna a

	Freq. (MHz)	ANT Factor (dB/m)	Cable Loss (dB)	Reading (dBuV)	Emission Level (dBuV/m)	Limit (dBuV/m)	Margin (dB)	Remark
1	108.570	10.34	1.39	8.30	20.03	43.50	23.47	QP
2	248.250	11.52	2.13	7.60	21.25	46.00	24.75	QP
3	266.680	12.79	2.27	9.28	24.34	46.00	21.66	QP
4	290.930	12.78	2.34	10.95	26.07	46.00	19.93	QP
5	297.720	12.99	2.36	6.26	21.61	46.00	24.39	QP
6	533.430	18.68	3.29	2.03	24.00	46.00	22.00	QP



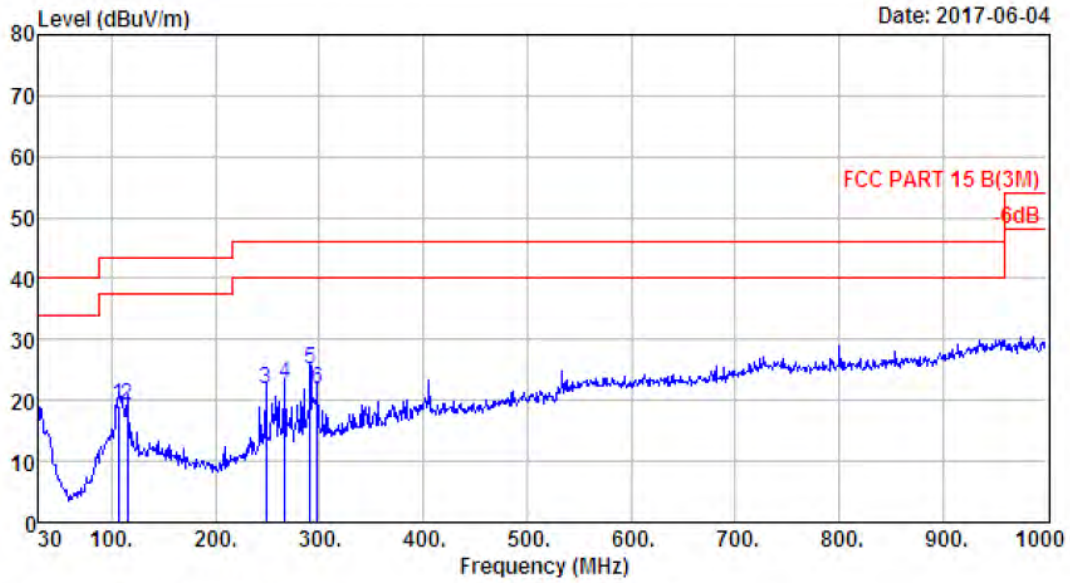
Site no. : 1# 966 Chamber Data no. : 603
 Dis. / Ant. : 3m 27137 Ant. pol. : VERTICAL
 Limit : FCC PART 15 B(3M)
 Env. / Ins. : Temp:23.6';Humi:56%;Press:101.52kPa
 Engineer : Tony
 EUT : Wireless Speaker
 Power : AC 120V/60Hz
 M/N : Beoplay M3
 Test Mode : IEEE 802.11b CH1 2412TX
 Antenna b

	Freq. (MHz)	ANT Factor (dB/m)	Cable Loss (dB)	Reading (dBuV)	Emission Level (dBuV/m)	Limit (dBuV/m)	Margin (dB)	Remark
1	38.730	13.48	0.79	13.91	28.18	40.00	11.82	QP
2	527.610	18.18	3.18	4.23	25.59	46.00	20.41	QP
3	533.430	18.68	3.29	5.30	27.27	46.00	18.73	QP
4	552.830	19.53	3.27	5.00	27.80	46.00	18.20	QP
5	577.080	19.53	3.30	4.61	27.44	46.00	18.56	QP
6	729.370	22.09	3.76	0.34	26.19	46.00	19.81	QP



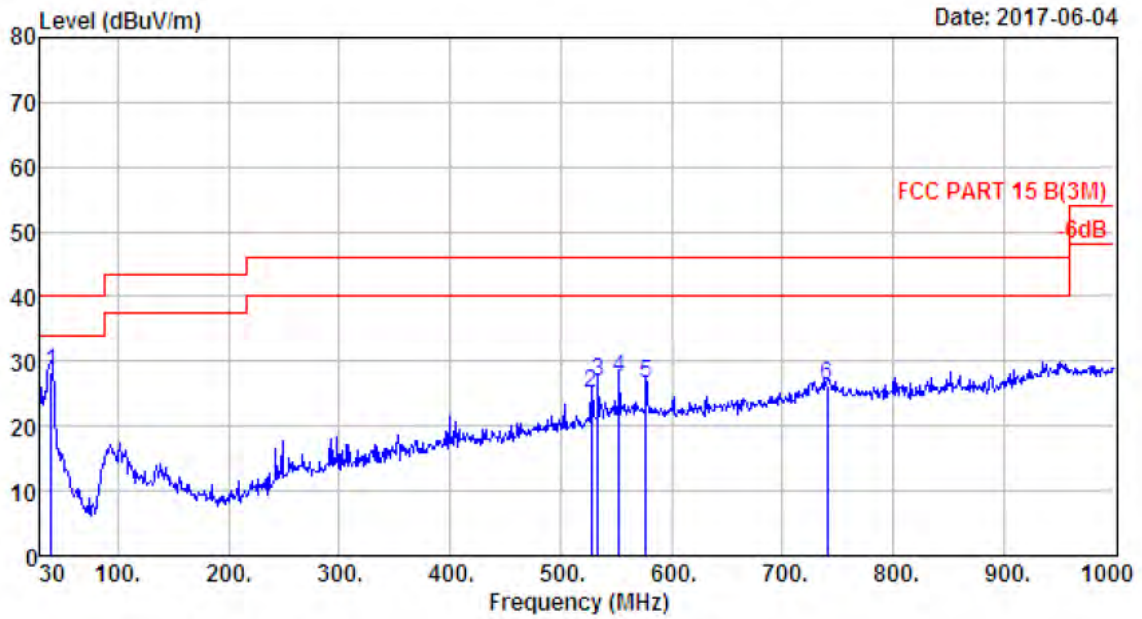
Site no. : 1# 966 Chamber Data no. : 604
 Dis. / Ant. : 3m 27137 Ant. pol. : HORIZONTAL
 Limit : FCC PART 15 B(3M)
 Env. / Ins. : Temp:23.6';Humi:56%;Press:101.52kPa
 Engineer : Tony
 EUI : Wireless Speaker
 Power : AC 120V/60Hz
 M/N : Beoplay M3
 Test Mode : IEEE 802.11b CH1 2412TX
 Antenna b

	Freq. (MHz)	ANT Factor (dB/m)	Cable Loss (dB)	Reading (dBuV)	Emission Level (dBuV/m)	Limit (dBuV/m)	Margin (dB)	Remark
1	108.570	10.34	1.39	6.30	18.03	43.50	25.47	QP
2	248.250	11.52	2.13	7.51	21.16	46.00	24.84	QP
3	266.680	12.79	2.27	11.25	26.31	46.00	19.69	QP
4	291.900	12.83	2.33	10.54	25.70	46.00	20.30	QP
5	297.720	12.99	2.36	6.89	22.24	46.00	23.76	QP
6	533.430	18.68	3.29	1.81	23.78	46.00	22.22	QP



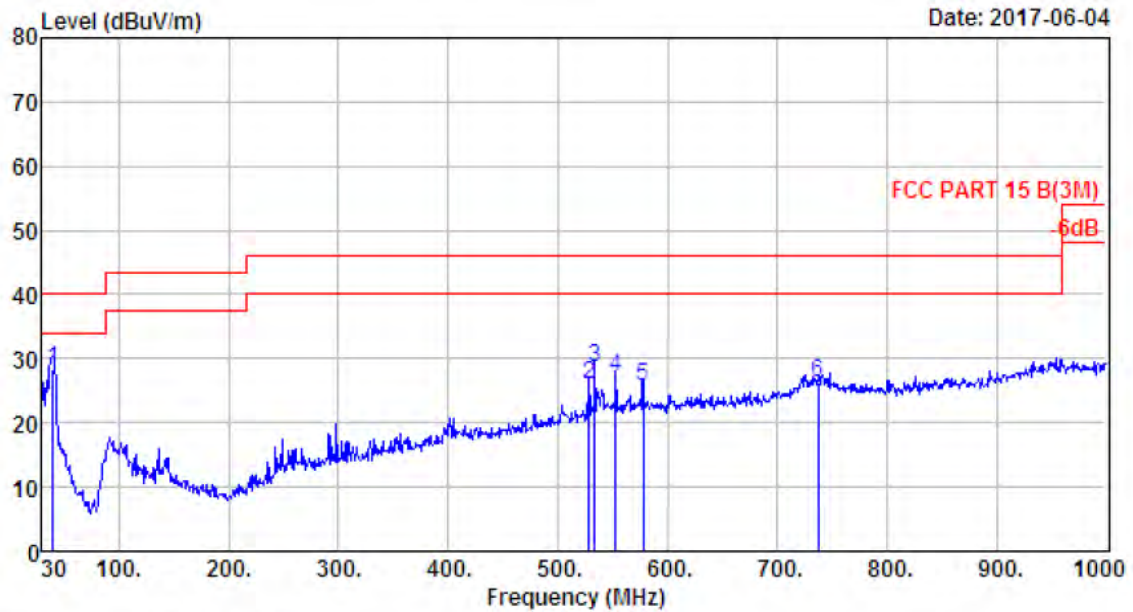
Site no. : 1# 966 Chamber Data no. : 605
 Dis. / Ant. : 3m 27137 Ant. pol. : HORIZONTAL
 Limit : FCC PART 15 B(3M)
 Env. / Ins. : Temp:23.6%;Humi:56%;Press:101.52kPa
 Engineer : Tony
 EUI : Wireless Speaker
 Power : AC 120V/60Hz
 M/N : Beoplay M3
 Test Mode : IEEE 802.11b CH6 2437TX
 Antenna b

	Freq. (MHz)	ANT Factor (dB/m)	Cable Loss (dB)	Reading (dBuV)	Emission Level (dBuV/m)	Limit (dBuV/m)	Margin (dB)	Remark
1	106.630	10.15	1.38	7.79	19.32	43.50	24.18	QP
2	115.360	10.93	1.46	6.67	19.06	43.50	24.44	QP
3	248.250	11.52	2.13	8.08	21.73	46.00	24.27	QP
4	266.680	12.79	2.27	7.69	22.75	46.00	23.25	QP
5	290.930	12.78	2.34	9.85	24.97	46.00	21.03	QP
6	297.720	12.99	2.36	6.62	21.97	46.00	24.03	QP



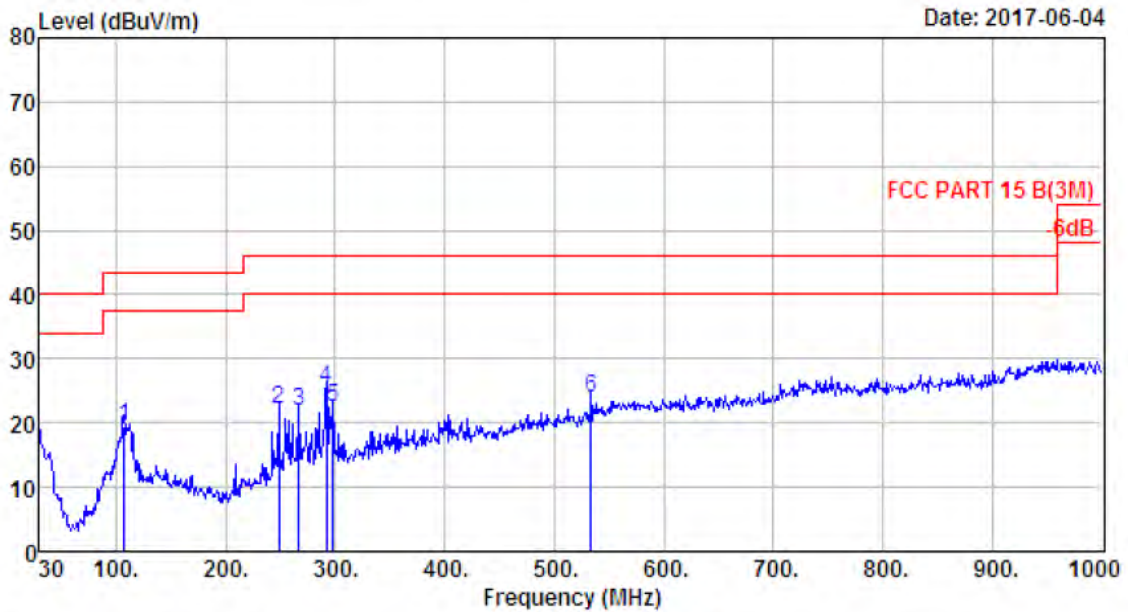
Site no. : 1# 966 Chamber Data no. : 606
 Dis. / Ant. : 3m 27137 Ant. pol. : VERTICAL
 Limit : FCC PART 15 B(3M)
 Env. / Ins. : Temp:23.6';Humi:56%;Press:101.52kPa
 Engineer : Tony
 EUT : Wireless Speaker
 Power : AC 120V/60Hz
 M/N : Beoplay M3
 Test Mode : IEEE 802.11b CH6 2437TX
 Antenna b

	Freq. (MHz)	ANT Factor (dB/m)	Cable Loss (dB)	Reading (dBuV)	Emission Level (dBuV/m)	Limit (dBuV/m)	Margin (dB)	Remark
1	39.700	12.90	0.81	14.51	28.22	40.00	11.78	QP
2	527.610	18.18	3.18	3.66	25.02	46.00	20.98	QP
3	533.430	18.68	3.29	4.86	26.83	46.00	19.17	QP
4	552.830	19.53	3.27	4.77	27.57	46.00	18.43	QP
5	577.080	19.53	3.30	3.70	26.53	46.00	19.47	QP
6	741.010	22.34	3.85	0.23	26.42	46.00	19.58	QP



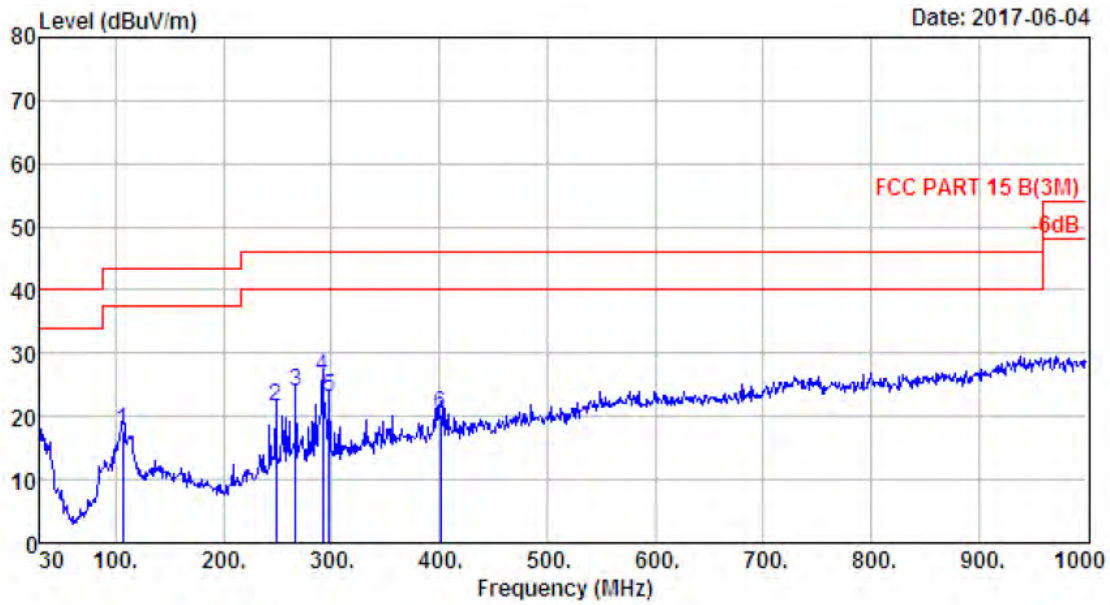
Site no. : 1# 966 Chamber Data no. : 607
 Dis. / Ant. : 3m 27137 Ant. pol. : VERTICAL
 Limit : FCC PART 15 B(3M)
 Env. / Ins. : Temp:23.6';Humi:56%;Press:101.52kPa
 Engineer : Tony
 EUT : Wireless Speaker
 Power : AC 120V/60Hz
 M/N : Beoplay M3
 Test Mode : IEEE 802.11b CH11 2462TX
 Antenna b

	Freq. (MHz)	ANT Factor (dB/m)	Cable Loss (dB)	Reading (dBuV)	Emission Level (dBuV/m)	Limit (dBuV/m)	Margin (dB)	Remark
1	39.700	12.90	0.81	14.68	28.39	40.00	11.61	QP
2	528.580	18.20	3.21	4.71	26.12	46.00	19.88	QP
3	533.430	18.68	3.29	6.55	28.52	46.00	17.48	QP
4	552.830	19.53	3.27	4.36	27.16	46.00	18.84	QP
5	578.050	19.52	3.32	2.88	25.72	46.00	20.28	QP
6	737.130	22.30	3.77	0.29	26.36	46.00	19.64	QP



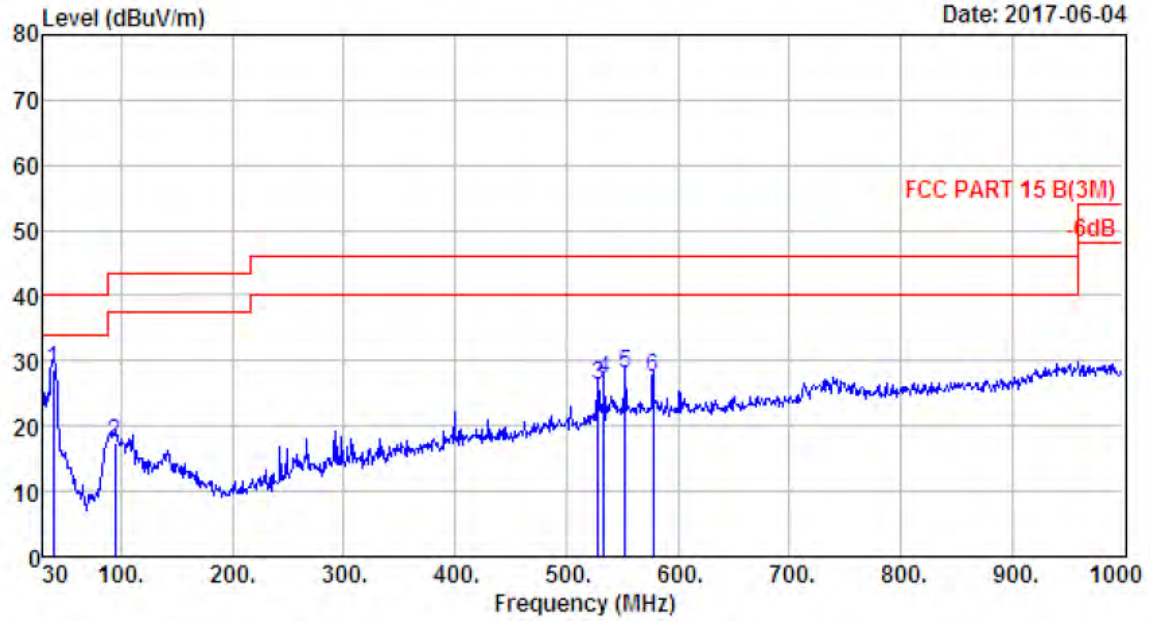
Site no. : 1# 966 Chamber Data no. : 608
 Dis. / Ant. : 3m 27137 Ant. pol. : HORIZONTAL
 Limit : FCC PART 15 B(3M)
 Env. / Ins. : Temp:23.6';Humi:56%;Press:101.52kPa
 Engineer : Tony
 EUT : Wireless Speaker
 Power : AC 120V/60Hz
 M/N : Beoplay M3
 Test Mode : IEEE 802.11b CH11 2462TX
 Antenna b

	Freq. (MHz)	ANT Factor (dB/m)	Cable Loss (dB)	Reading (dBuV)	Emission Level (dBuV/m)	Limit (dBuV/m)	Margin (dB)	Remark
1	107.600	10.24	1.39	7.76	19.39	43.50	24.11	QP
2	248.250	11.52	2.13	8.55	22.20	46.00	23.80	QP
3	266.680	12.79	2.27	6.68	21.74	46.00	24.26	QP
4	291.900	12.83	2.33	10.26	25.42	46.00	20.58	QP
5	297.720	12.99	2.36	6.95	22.30	46.00	23.70	QP
6	533.430	18.68	3.29	1.84	23.81	46.00	22.19	QP



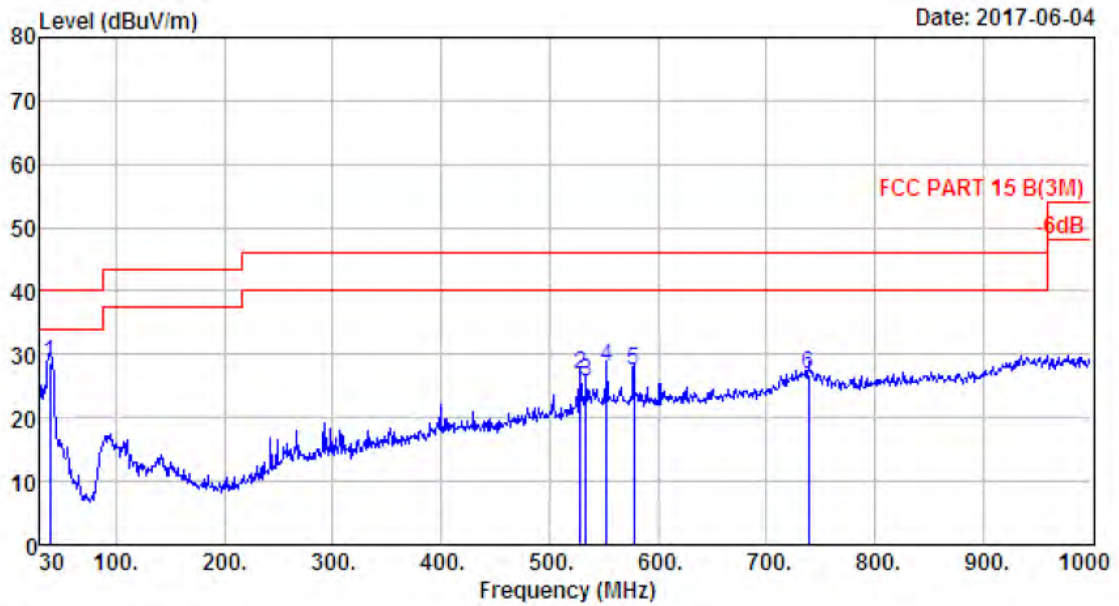
Site no. : 1# 966 Chamber Data no. : 585
 Dis. / Ant. : 3m 27137 Ant. pol. : HORIZONTAL
 Limit : FCC PART 15 B(3M)
 Env. / Ins. : Temp:23.6';Humi:56%;Press:101.52kPa
 Engineer : Tony
 EUT : Wireless Speaker
 Power : AC 120V/60Hz
 M/N : Beoplay M3
 Test Mode : IEEE 802.11g CH1 2412TX
 Antenna a

	Freq. (MHz)	ANT Factor (dB/m)	Cable Loss (dB)	Reading (dBuV)	Emission Level (dBuV/m)	Limit (dBuV/m)	Margin (dB)	Remark
1	106.630	10.15	1.38	6.13	17.66	43.50	25.84	QP
2	248.250	11.52	2.13	8.04	21.69	46.00	24.31	QP
3	266.680	12.79	2.27	8.76	23.82	46.00	22.18	QP
4	291.900	12.83	2.33	11.19	26.35	46.00	19.65	QP
5	297.720	12.99	2.36	7.72	23.07	46.00	22.93	QP
6	401.510	16.09	2.70	1.69	20.48	46.00	25.52	QP



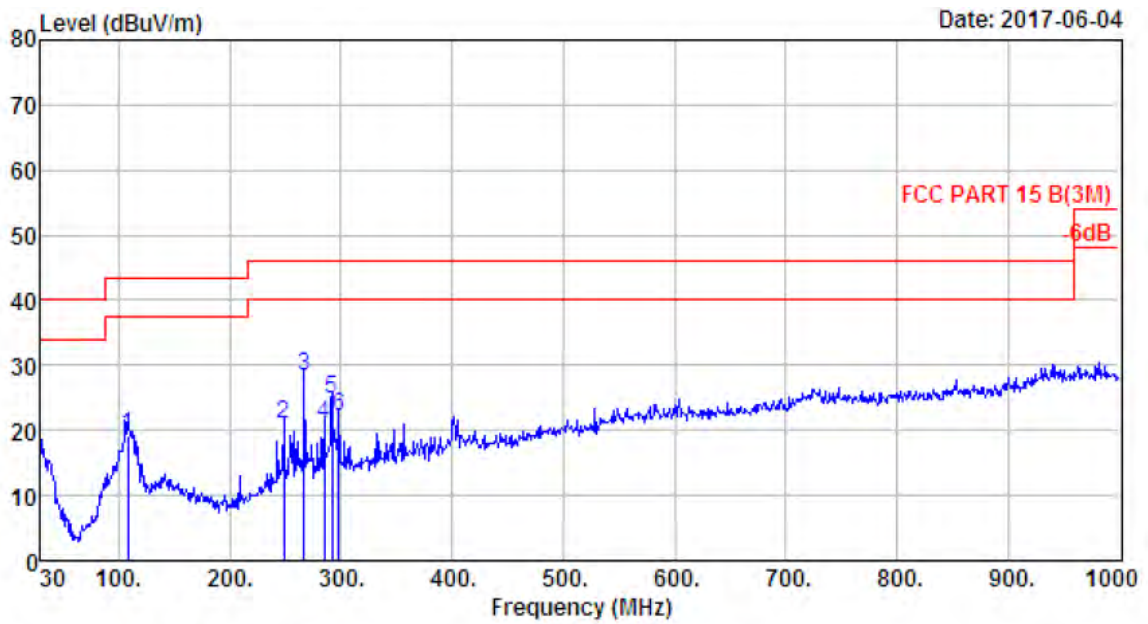
Site no. : 1# 966 Chamber Data no. : 586
 Dis. / Ant. : 3m 27137 Ant. pol. : VERTICAL
 Limit : FCC PART 15 B(3M)
 Env. / Ins. : Temp:23.6';Humi:56%;Press:101.52kPa
 Engineer : Tony
 EUT : Wireless Speaker
 Power : AC 120V/60Hz
 M/N : Beoplay M3
 Test Mode : IEEE 802.11g CH1 2412TX
 Antenna a

	Freq. (MHz)	ANT Factor (dB/m)	Cable Loss (dB)	Reading (dBuV)	Emission Level (dBuV/m)	Limit (dBuV/m)	Margin (dB)	Remark
1	38.730	13.48	0.79	14.24	28.51	40.00	11.49	QP
2	94.020	8.74	1.28	7.36	17.38	43.50	26.12	QP
3	528.580	18.20	3.21	4.97	26.38	46.00	19.62	QP
4	533.430	18.68	3.29	5.28	27.25	46.00	18.75	QP
5	552.830	19.53	3.27	5.19	27.99	46.00	18.01	QP
6	578.050	19.52	3.32	4.72	27.56	46.00	18.44	QP



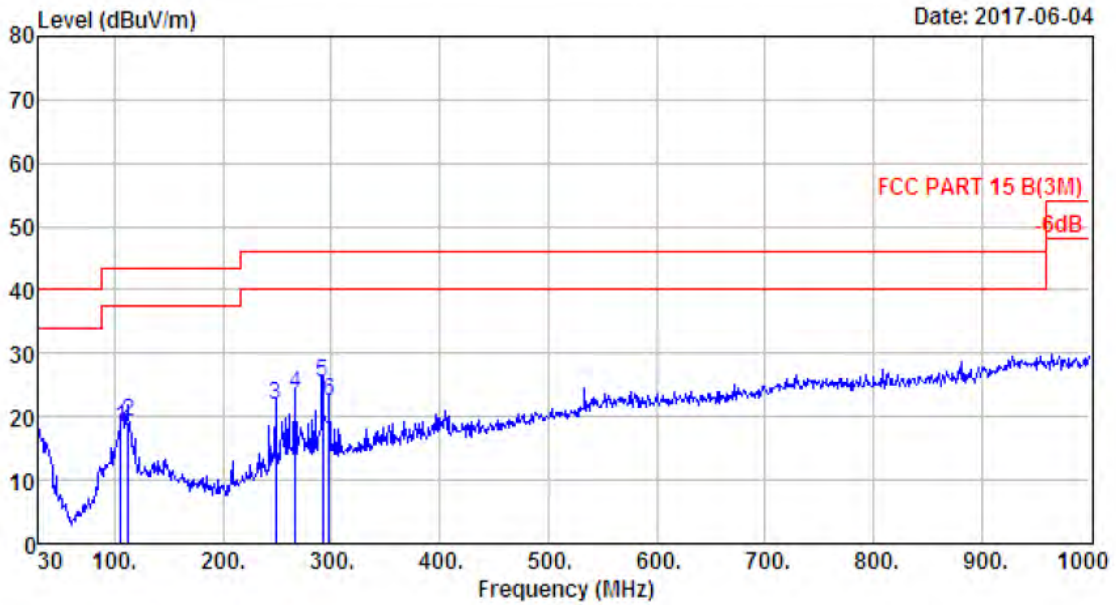
Site no. : 1# 966 Chamber Data no. : 587
 Dis. / Ant. : 3m 27137 Ant. pol. : VERTICAL
 Limit : FCC PART 15 B(3M)
 Env. / Ins. : Temp:23.6';Humi:56%;Press:101.52kPa
 Engineer : Tony
 EUT : Wireless Speaker
 Power : AC 120V/60Hz
 M/N : Beoplay M3
 Test Mode : IEEE 802.11g CH6 2437TX
 Antenna a

	Freq. (MHz)	ANT Factor (dB/m)	Cable Loss (dB)	Reading (dBUV)	Emission Level (dBUV/m)	Limit (dBUV/m)	Margin (dB)	Remark
1	38.730	13.48	0.79	14.41	28.68	40.00	11.32	QP
2	528.580	18.20	3.21	5.40	26.81	46.00	19.19	QP
3	533.430	18.68	3.29	3.79	25.76	46.00	20.24	QP
4	552.830	19.53	3.27	5.19	27.99	46.00	18.01	QP
5	578.050	19.52	3.32	4.72	27.56	46.00	18.44	QP
6	739.070	22.34	3.82	0.70	26.86	46.00	19.14	QP



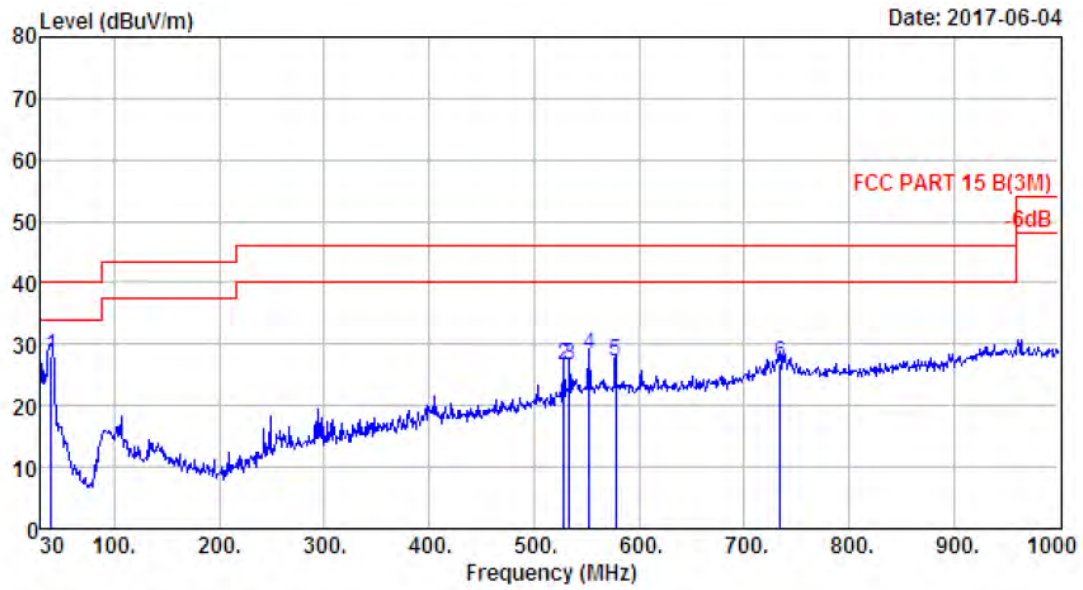
Site no. : 1# 966 Chamber Data no. : 588
 Dis. / Ant. : 3m 27137 Ant. pol. : HORIZONTAL
 Limit : FCC PART 15 B(3M)
 Env. / Ins. : Temp:23.6';Humi:56%;Press:101.52kPa
 Engineer : Tony
 EUT : Wireless Speaker
 Power : AC 120V/60Hz
 M/N : Beoplay M3
 Test Mode : IEEE 802.11g CH6 2437TX
 Antenna a

	Freq. (MHz)	ANT Factor (dB/m)	Cable Loss (dB)	Reading (dBuV)	Emission Level (dBuV/m)	Limit (dBuV/m)	Margin (dB)	Remark
1	108.570	10.34	1.39	7.55	19.28	43.50	24.22	QP
2	248.250	11.52	2.13	7.32	20.97	46.00	25.03	QP
3	266.680	12.79	2.27	13.23	28.29	46.00	17.71	QP
4	285.110	12.56	2.34	6.15	21.05	46.00	24.95	QP
5	291.900	12.83	2.33	9.78	24.94	46.00	21.06	QP
6	297.720	12.99	2.36	6.73	22.08	46.00	23.92	QP



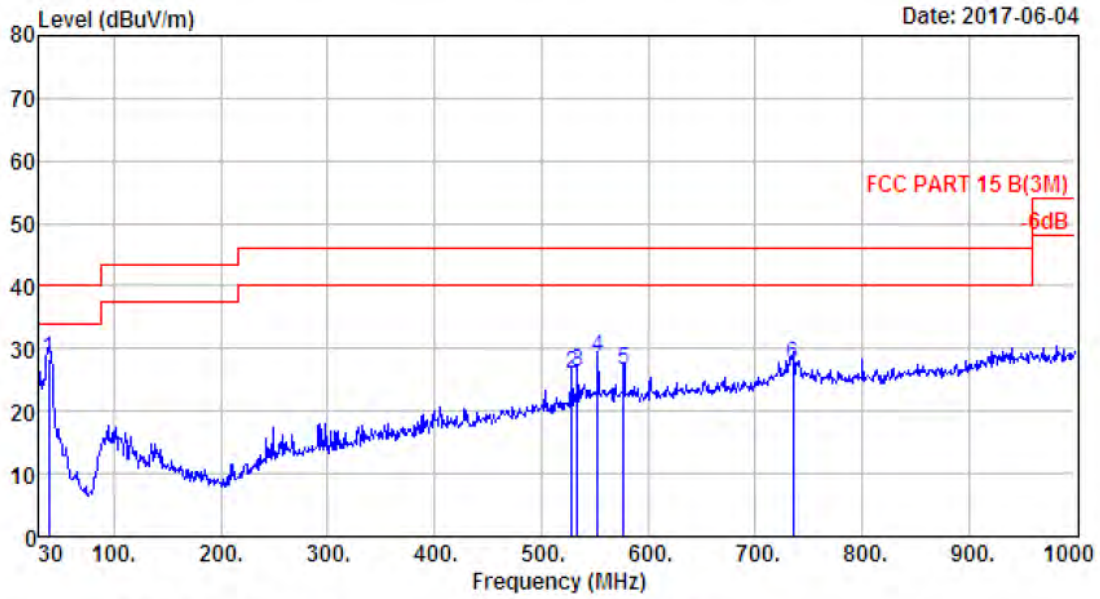
Site no. : 1# 966 Chamber Data no. : 609
 Dis. / Ant. : 3m 27137 Ant. pol. : HORIZONTAL
 Limit : FCC PART 15 B(3M)
 Env. / Ins. : Temp:23.6';Humi:56%;Press:101.52kPa
 Engineer : Tony
 EUT : Wireless Speaker
 Power : AC 120V/60Hz
 M/N : Beoplay M3
 Test Mode : IEEE 802.11g CH1 2412IX
 Antenna b

	Freq. (MHz)	ANT Factor (dB/m)	Cable Loss (dB)	Reading (dBUV)	Emission Level (dBUV/m)	Limit (dBUV/m)	Margin (dB)	Remark
1	105.660	10.05	1.41	6.85	18.31	43.50	25.19	QP
2	112.450	10.68	1.43	6.98	19.09	43.50	24.41	QP
3	248.250	11.52	2.13	8.24	21.89	46.00	24.11	QP
4	266.680	12.79	2.27	8.45	23.51	46.00	22.49	QP
5	291.900	12.83	2.33	10.37	25.53	46.00	20.47	QP
6	297.720	12.99	2.36	6.99	22.34	46.00	23.66	QP



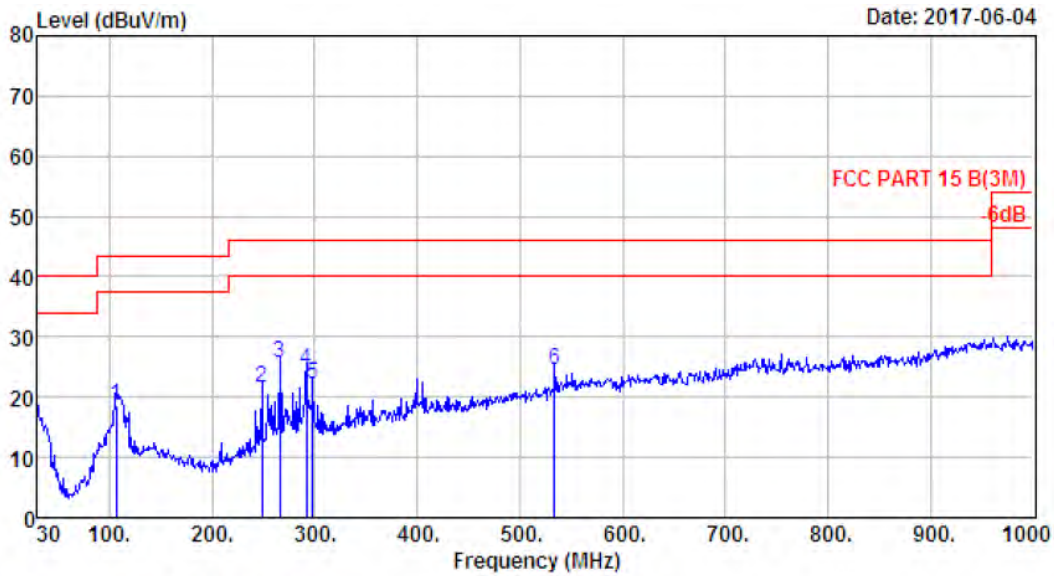
Site no. : 1# 966 Chamber Data no. : 610
 Dis. / Ant. : 3m 27137 Ant. pol. : VERTICAL
 Limit : FCC PART 15 B(3M)
 Env. / Ins. : Temp:23.6%;Humi:56%;Press:101.52kPa
 Engineer : Tony
 EUT : Wireless Speaker
 Power : AC 120V/60Hz
 M/N : Beoplay M3
 Test Mode : IEEE 802.11g CH1 2412TX
 Antenna b

	Freq. (MHz)	ANT Factor (dB/m)	Cable Loss (dB)	Reading (dBuV)	Emission Level (dBuV/m)	Limit (dBuV/m)	Margin (dB)	Remark
1	39.700	12.90	0.81	14.44	28.15	40.00	11.85	QP
2	528.580	18.20	3.21	5.09	26.50	46.00	19.50	QP
3	533.430	18.68	3.29	4.74	26.71	46.00	19.29	QP
4	552.830	19.53	3.27	5.53	28.33	46.00	17.67	QP
5	578.050	19.52	3.32	4.20	27.04	46.00	18.96	QP
6	734.220	22.23	3.78	0.83	26.84	46.00	19.16	QP



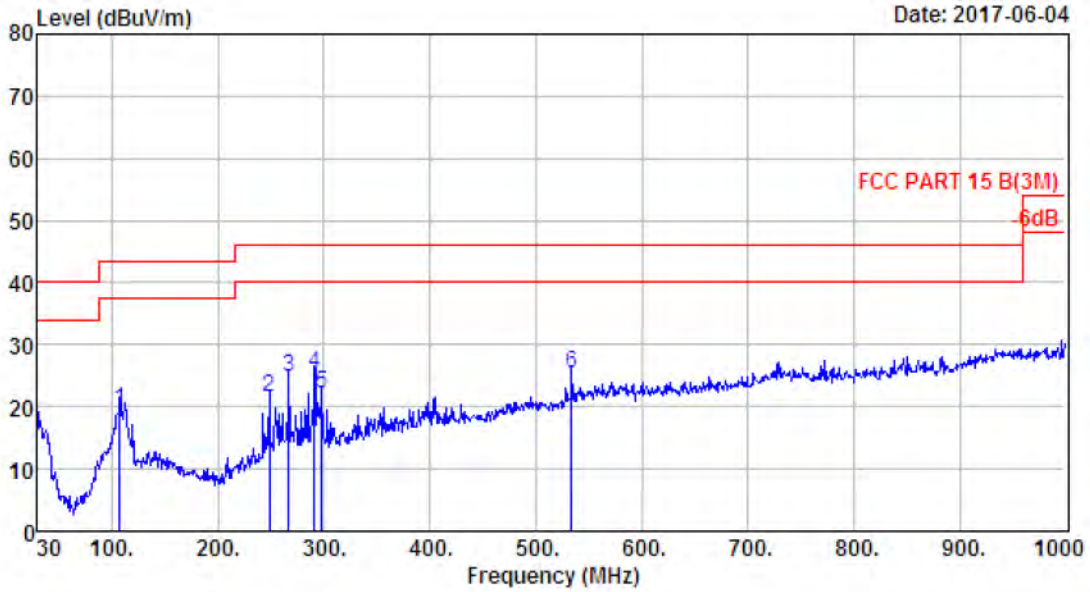
Site no. : 1# 966 Chamber Data no. : 611
 Dis. / Ant. : 3m 27137 Ant. pol. : VERTICAL
 Limit : FCC PART 15 B(3M)
 Env. / Ins. : Temp:23.6';Humi:56%;Press:101.52kPa
 Engineer : Tony
 EUI : Wireless Speaker
 Power : AC 120V/60Hz
 M/N : Beoplay M3
 Test Mode : IEEE 802.11g CH6 2437TX
 Antenna b

	Freq. (MHz)	ANT Factor (dB/m)	Cable Loss (dB)	Reading (dBUV)	Emission Level (dBUV/m)	Limit (dBUV/m)	Margin (dB)	Remark
1	38.730	13.48	0.79	14.00	28.27	40.00	11.73	QP
2	528.580	18.20	3.21	4.53	25.94	46.00	20.06	QP
3	533.430	18.68	3.29	4.23	26.20	46.00	19.80	QP
4	552.830	19.53	3.27	5.73	28.53	46.00	17.47	QP
5	577.080	19.53	3.30	3.74	26.57	46.00	19.43	QP
6	735.190	22.26	3.79	1.37	27.42	46.00	18.58	QP



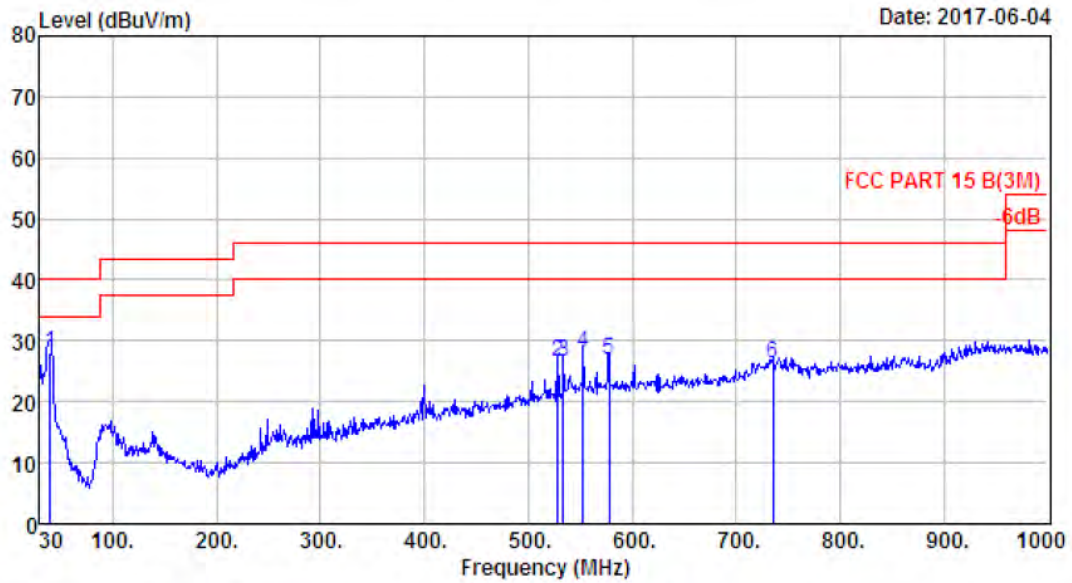
Site no. : 1# 966 Chamber Data no. : 612
 Dis. / Ant. : 3m 27137 Ant. pol. : HORIZONTAL
 Limit : FCC PART 15 B(3M)
 Env. / Ins. : Temp:23.6°;Humi:56%;Press:101.52kPa
 Engineer : Tony
 EUT : Wireless Speaker
 Power : AC 120V/60Hz
 M/N : Beoplay M3
 Test Mode : IEEE 802.11g CH6 2437TX
 Antenna b

	ANT	Cable	Emission		Limit	Margin	Remark
Freq. (MHz)	Factor (dB/m)	Loss (dB)	Reading (dBuV)	Level (dBuV/m)	(dBuV/m)	(dB)	
1	10.15	1.38	7.18	18.71	43.50	24.79	QP
2	11.52	2.13	8.01	21.66	46.00	24.34	QP
3	12.86	2.27	10.59	25.72	46.00	20.28	QP
4	12.83	2.33	9.47	24.63	46.00	21.37	QP
5	12.99	2.36	6.67	22.02	46.00	23.98	QP
6	18.68	3.29	2.66	24.63	46.00	21.37	QP



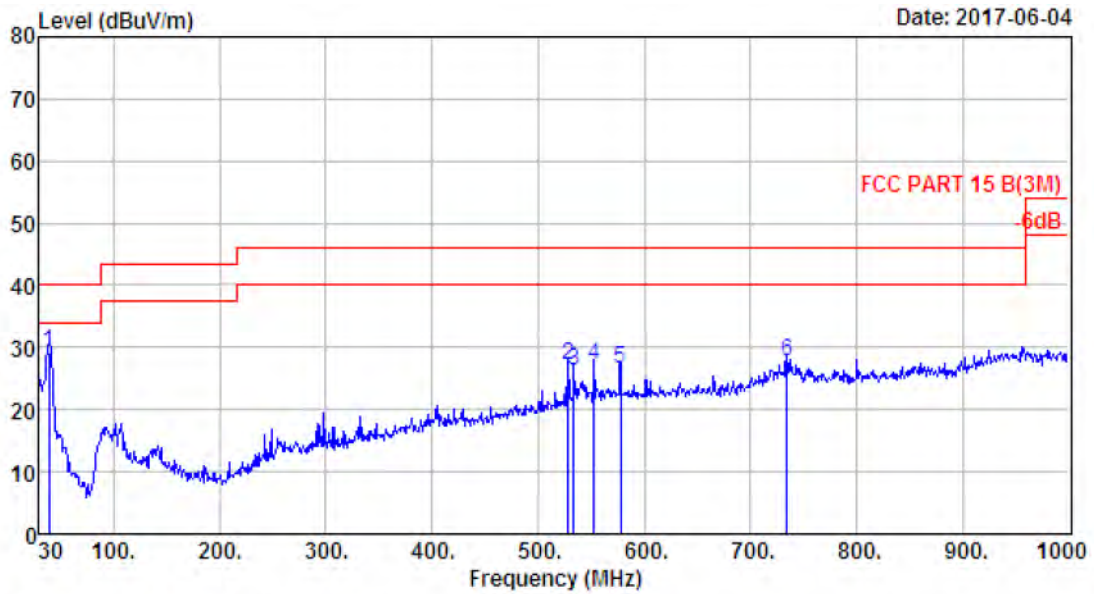
Site no. : 1# 966 Chamber Data no. : 613
 Dis. / Ant. : 3m 27137 Ant. pol. : HORIZONTAL
 Limit : FCC PART 15 B(3M)
 Env. / Ins. : Temp:23.6';Humi:56%;Press:101.52kPa
 Engineer : Tony
 EUT : Wireless Speaker
 Power : AC 120V/60Hz
 M/N : Beoplay M3
 Test Mode : IEEE 802.11g CH11 2462TX
 Antenna b

	Freq. (MHz)	ANT Factor (dB/m)	Cable Loss (dB)	Reading (dBuV)	Emission Level (dBuV/m)	Limit (dBuV/m)	Margin (dB)	Remark
1	107.600	10.24	1.39	7.81	19.44	43.50	24.06	QP
2	248.250	11.52	2.13	7.78	21.43	46.00	24.57	QP
3	266.680	12.79	2.27	9.77	24.83	46.00	21.17	QP
4	290.930	12.78	2.34	10.40	25.52	46.00	20.48	QP
5	297.720	12.99	2.36	6.89	22.24	46.00	23.76	QP
6	533.430	18.68	3.29	3.28	25.25	46.00	20.75	QP



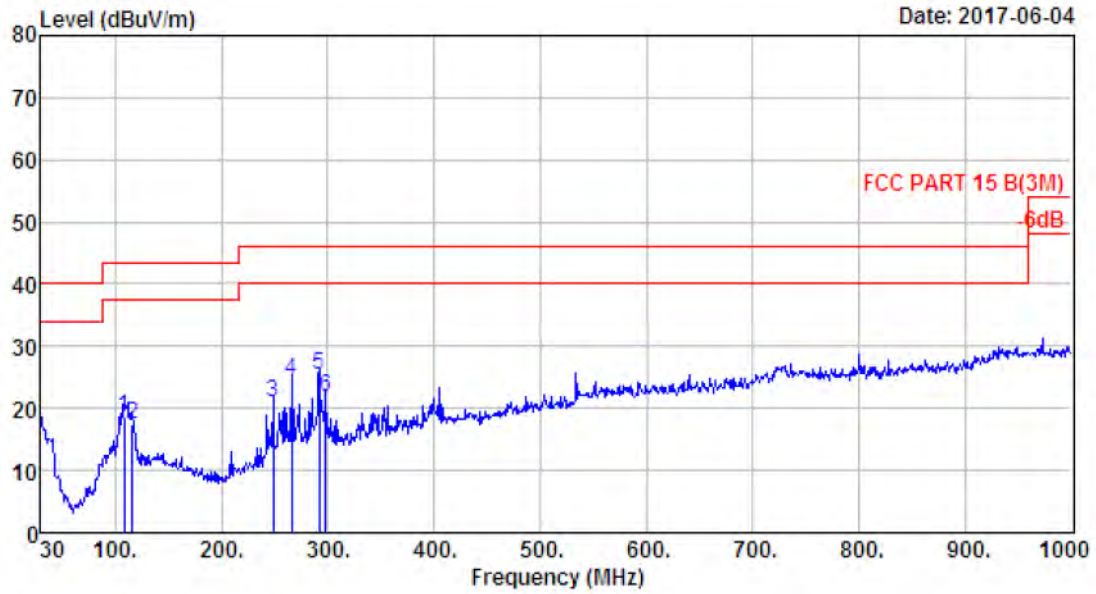
Site no. : 1# 966 Chamber Data no. : 614
 Dis. / Ant. : 3m 27137 Ant. pol. : VERTICAL
 Limit : FCC PART 15 B(3M)
 Env. / Ins. : Temp:23.6';Humi:56%;Press:101.52kPa
 Engineer : Tony
 EUI : Wireless Speaker
 Power : AC 120V/60Hz
 M/N : Beoplay M3
 Test Mode : IEEE 802.11g CH11 2462TX
 Antenna b

	Freq. (MHz)	ANT Factor (dB/m)	Cable Loss (dB)	Reading (dBuV)	Emission Level (dBuV/m)	Limit (dBuV/m)	Margin (dB)	Remark
1	39.700	12.90	0.81	14.46	28.17	40.00	11.83	QP
2	528.580	18.20	3.21	5.17	26.58	46.00	19.42	QP
3	533.430	18.68	3.29	4.53	26.50	46.00	19.50	QP
4	552.830	19.53	3.27	5.34	28.14	46.00	17.86	QP
5	578.050	19.52	3.32	4.07	26.91	46.00	19.09	QP
6	735.190	22.26	3.79	0.26	26.31	46.00	19.69	QP



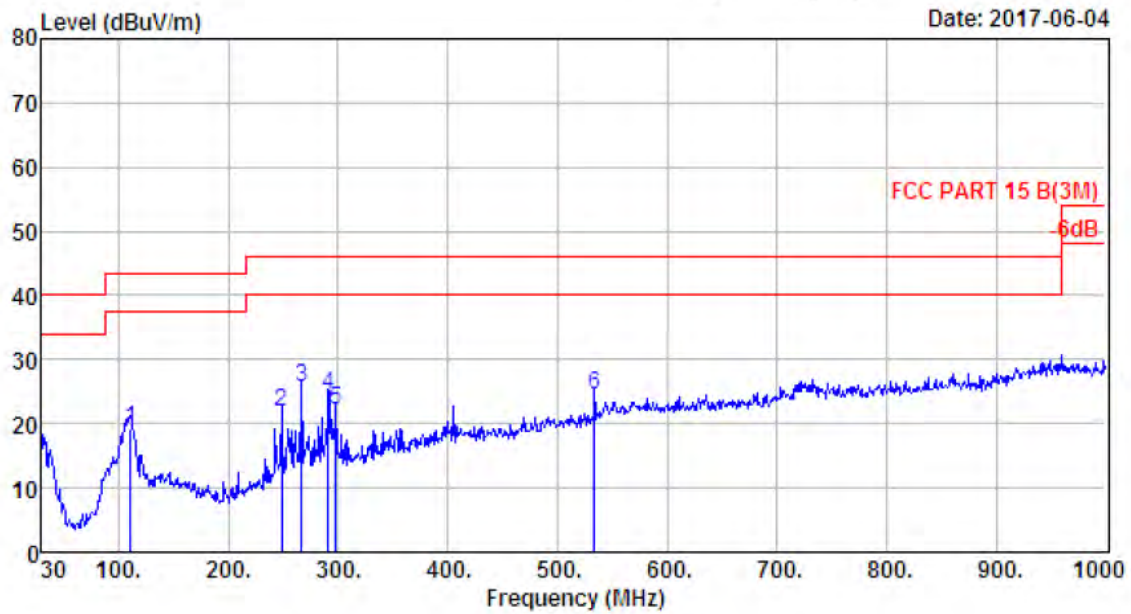
Site no. : 1# 966 Chamber Data no. : 591
 Dis. / Ant. : 3m 27137 Ant. pol. : VERTICAL
 Limit : FCC PART 15 B(3M)
 Env. / Ins. : Temp:23.6°;Humi:56%;Press:101.52kPa
 Engineer : Tony
 EUT : Wireless Speaker
 Power : AC 120V/60Hz
 M/N : Beoplay M3
 Test Mode : IEEE 802.11n HT20 CH1 2412TX
 Antenna a+b

	Freq. (MHz)	ANT Factor (dB/m)	Cable Loss (dB)	Reading (dBuV)	Emission Level (dBuV/m)	Limit (dBuV/m)	Margin (dB)	Remark
1	38.730	13.48	0.79	14.83	29.10	40.00	10.90	QP
2	528.580	18.20	3.21	5.60	27.01	46.00	18.99	QP
3	533.430	18.68	3.29	4.17	26.14	46.00	19.86	QP
4	552.830	19.53	3.27	4.28	27.08	46.00	18.92	QP
5	578.050	19.52	3.32	3.80	26.64	46.00	19.36	QP
6	734.220	22.23	3.78	1.73	27.74	46.00	18.26	QP



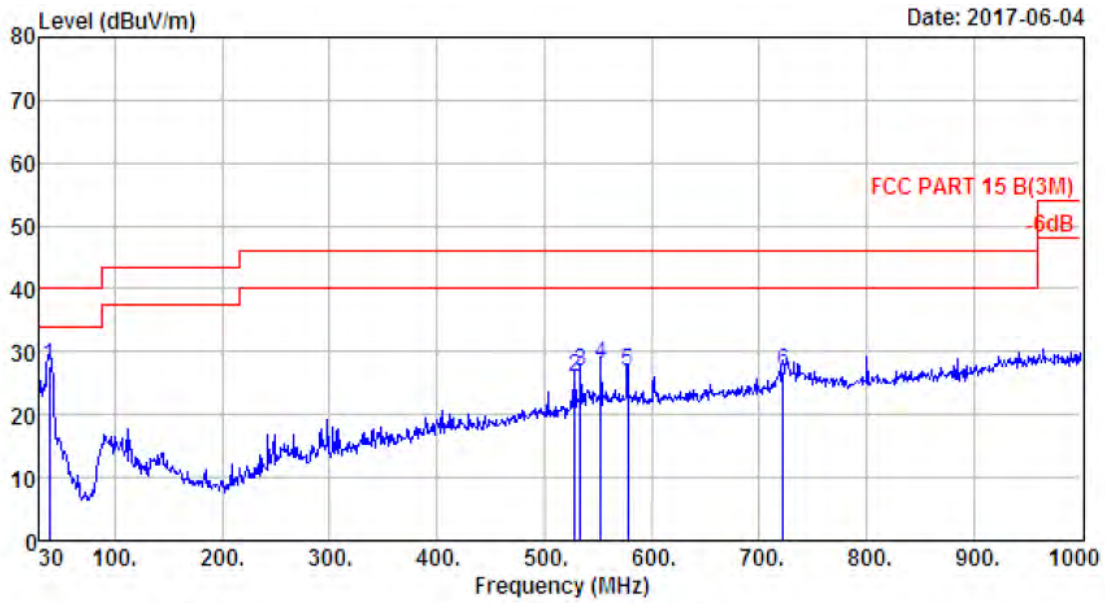
Site no. : 1# 966 Chamber Data no. : 592
 Dis. / Ant. : 3m 27137 Ant. pol. : HORIZONTAL
 Limit : FCC PART 15 B(3M)
 Env. / Ins. : Temp:23.6';Humi:56%;Press:101.52kPa
 Engineer : Tony
 EUT : Wireless Speaker
 Power : AC 120V/60Hz
 M/N : Beoplay M3
 Test Mode : IEEE 802.11n HT20 CH1 2412TX
 Antenna a+b

	Freq. (MHz)	ANT Factor (dB/m)	Cable Loss (dB)	Reading (dBuV)	Emission Level (dBuV/m)	Limit (dBuV/m)	Margin (dB)	Remark
1	108.570	10.34	1.39	6.87	18.60	43.50	24.90	QP
2	116.330	10.98	1.50	4.90	17.38	43.50	26.12	QP
3	248.250	11.52	2.13	7.30	20.95	46.00	25.05	QP
4	265.710	12.86	2.27	9.31	24.44	46.00	21.56	QP
5	291.900	12.83	2.33	10.28	25.44	46.00	20.56	QP
6	297.720	12.99	2.36	6.51	21.86	46.00	24.14	QP



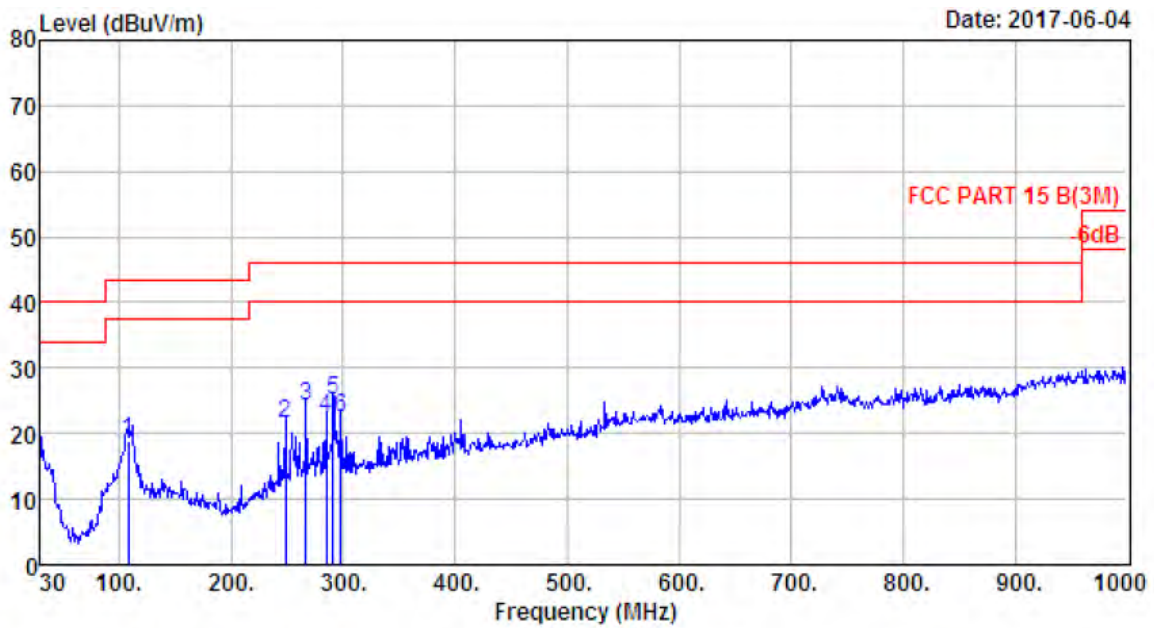
Site no. : 1# 966 Chamber Data no. : 593
 Dis. / Ant. : 3m 27137 Ant. pol. : HORIZONTAL
 Limit : FCC PART 15 B(3M)
 Env. / Ins. : Temp:23.6';Humi:56%;Press:101.52kPa
 Engineer : Tony
 EUT : Wireless Speaker
 Power : AC 120V/60Hz
 M/N : Beoplay M3
 Test Mode : IEEE 802.11n HI20 CH6 2437TX
 Antenna a+b

	ANT	Cable	Emission					
Freq. (MHz)	Factor (dB/m)	Loss (dB)	Reading (dBuV)	Level (dBuV/m)	Limit (dBuV/m)	Margin (dB)	Remark	
1	10.52	1.42	7.25	19.19	43.50	24.31	QP	
2	11.52	2.13	8.34	21.99	46.00	24.01	QP	
3	12.79	2.27	10.72	25.78	46.00	20.22	QP	
4	12.78	2.34	9.29	24.41	46.00	21.59	QP	
5	12.99	2.36	6.89	22.24	46.00	23.76	QP	
6	18.68	3.29	2.56	24.53	46.00	21.47	QP	



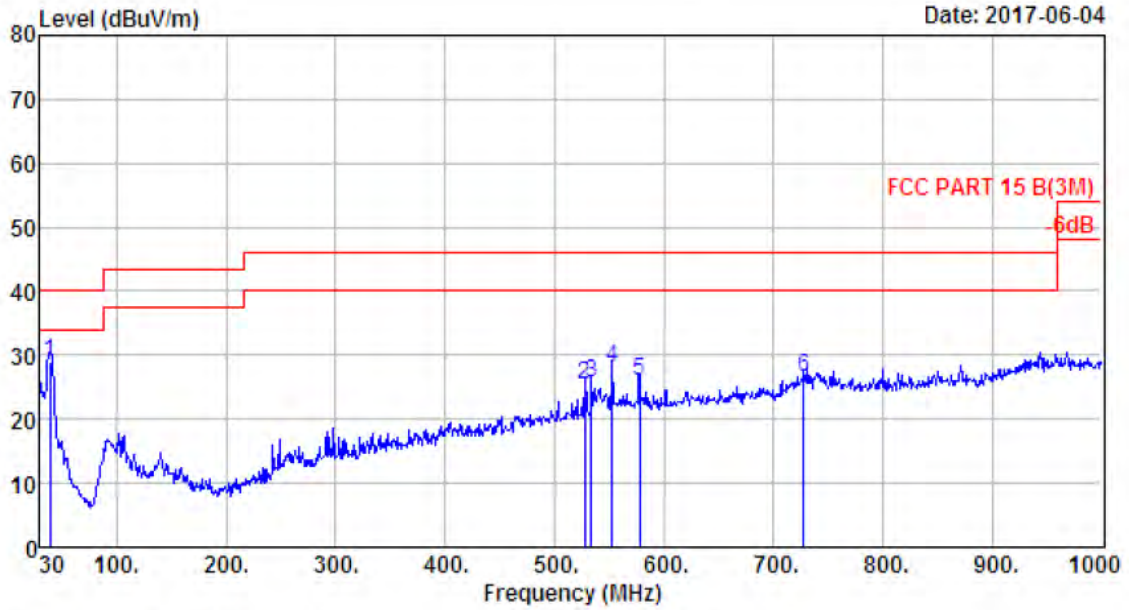
Site no. : 1# 966 Chamber Data no. : 595
 Dis. / Ant. : 3m 27137 Ant. pol. : VERTICAL
 Limit : FCC PART 15 B(3M)
 Env. / Ins. : Temp:23.6°;Humi:56%;Press:101.52kPa
 Engineer : Tony
 EUT : Wireless Speaker
 Power : AC 120V/60Hz
 M/N : Beoplay M3
 Test Mode : IEEE 802.11n HT20 CH11 2462TX
 Antenna a+b

	Freq. (MHz)	ANT Factor (dB/m)	Cable Loss (dB)	Reading (dBuV)	Emission Level (dBuV/m)	Limit (dBuV/m)	Margin (dB)	Remark
1	38.730	13.48	0.79	13.46	27.73	40.00	12.27	QP
2	528.580	18.20	3.21	4.65	26.06	46.00	19.94	QP
3	533.430	18.68	3.29	5.01	26.98	46.00	19.02	QP
4	552.830	19.53	3.27	5.31	28.11	46.00	17.89	QP
5	578.050	19.52	3.32	3.95	26.79	46.00	19.21	QP
6	722.580	21.67	3.78	1.32	26.77	46.00	19.23	QP



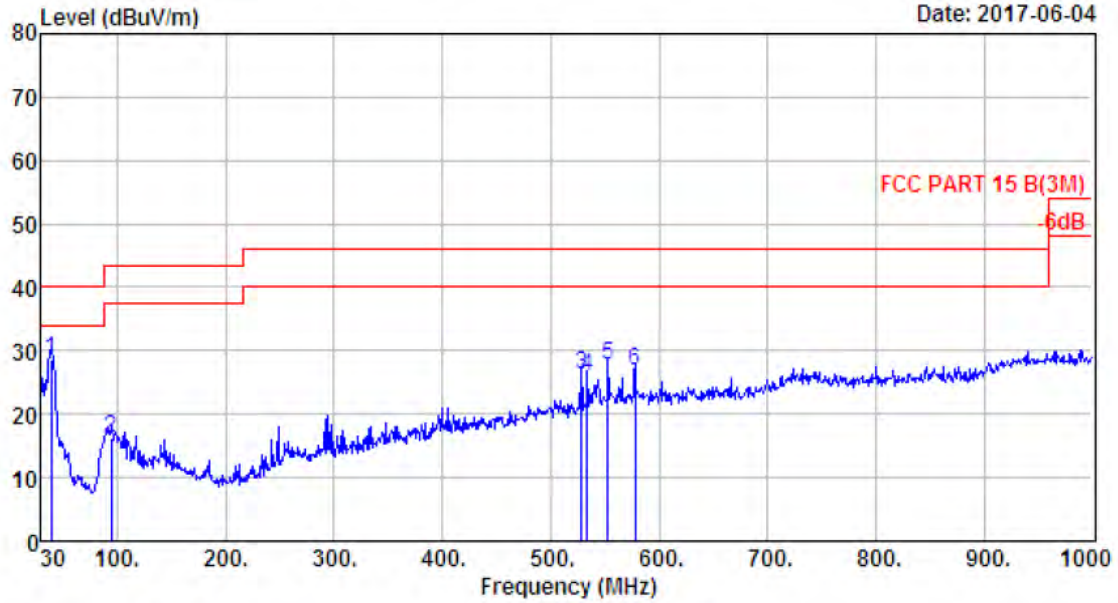
Site no. : 1# 966 Chamber Data no. : 596
 Dis. / Ant. : 3m 27137 Ant. pol. : HORIZONTAL
 Limit : FCC PART 15 B(3M)
 Env. / Ins. : Temp:23.6';Humi:56%;Press:101.52kPa
 Engineer : Tony
 EUT : Wireless Speaker
 Power : AC 120V/60Hz
 M/N : Beoplay M3
 Test Mode : IEEE 802.11n HT20 CH11 2462TX
 Antenna a+b

	Freq. (MHz)	ANT Factor (dB/m)	Cable Loss (dB)	Reading (dBuV)	Emission Level (dBuV/m)	Limit (dBuV/m)	Margin (dB)	Remark
1	108.570	10.34	1.39	7.27	19.00	43.50	24.50	QP
2	248.250	11.52	2.13	7.83	21.48	46.00	24.52	QP
3	266.680	12.79	2.27	9.12	24.18	46.00	21.82	QP
4	285.110	12.56	2.34	7.40	22.30	46.00	23.70	QP
5	290.930	12.78	2.34	9.93	25.05	46.00	20.95	QP
6	297.720	12.99	2.36	7.21	22.56	46.00	23.44	QP



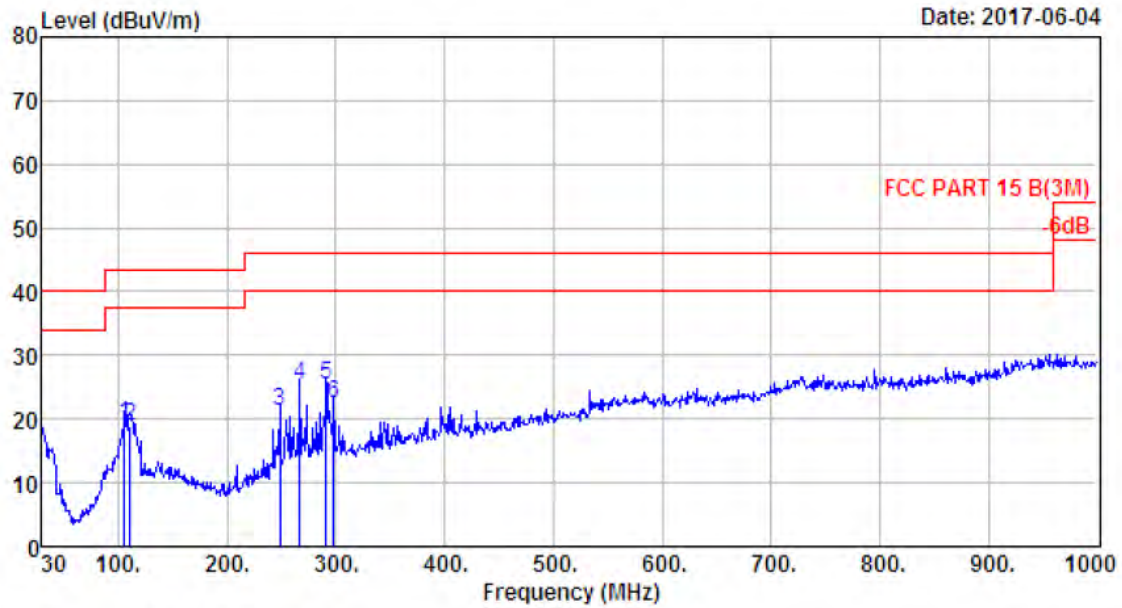
Site no. : 1# 966 Chamber Data no. : 598
 Dis. / Ant. : 3m 27137 Ant. pol. : VERTICAL
 Limit : FCC PART 15 B(3M)
 Env. / Ins. : Temp:23.6';Humi:56%;Press:101.52kPa
 Engineer : Tony
 EUT : Wireless Speaker
 Power : AC 120V/60Hz
 M/N : Beoplay M3
 Test Mode : IEEE 802.11n HT40 CH3 2422TX
 Antenna a+b

	Freq. (MHz)	ANT Factor (dB/m)	Cable Loss (dB)	Reading (dBuV)	Emission Level (dBuV/m)	Limit (dBuV/m)	Margin (dB)	Remark
1	38.730	13.48	0.79	14.53	28.80	40.00	11.20	QP
2	527.610	18.18	3.18	4.15	25.51	46.00	20.49	QP
3	533.430	18.68	3.29	3.57	25.54	46.00	20.46	QP
4	552.830	19.53	3.27	5.34	28.14	46.00	17.86	QP
5	578.050	19.52	3.32	3.25	26.09	46.00	19.91	QP
6	727.430	21.97	3.74	0.98	26.69	46.00	19.31	QP



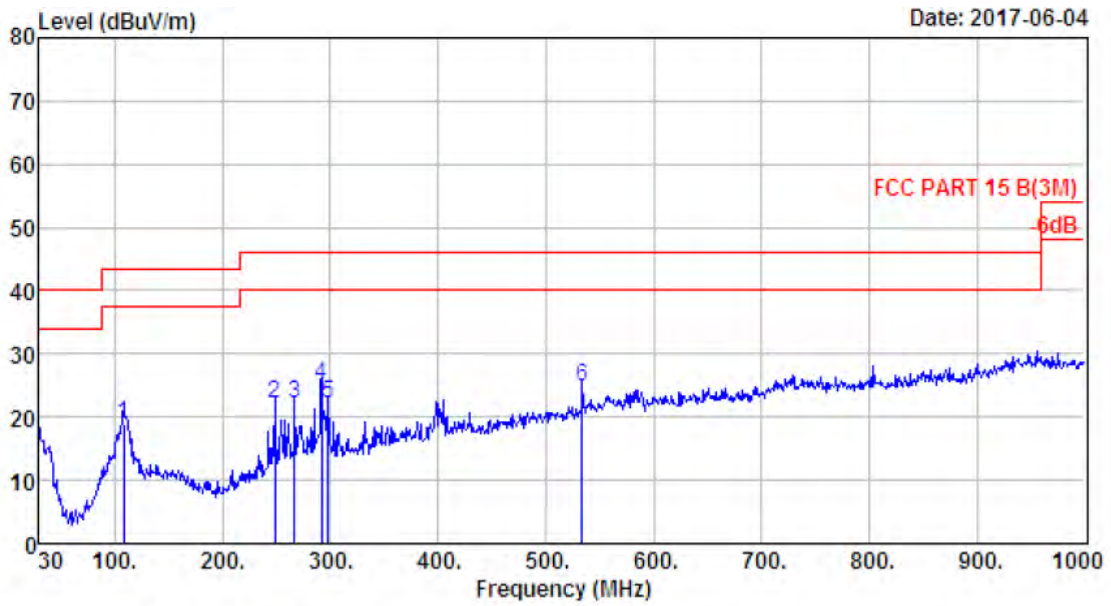
Site no. : 1# 966 Chamber Data no. : 599
 Dis. / Ant. : 3m 27137 Ant. pol. : VERTICAL
 Limit : FCC PART 15 B(3M)
 Env. / Ins. : Temp:23.6';Humi:56%;Press:101.52kPa
 Engineer : Tony
 EUT : Wireless Speaker
 Power : AC 120V/60Hz
 M/N : Beoplay M3
 Test Mode : IEEE 802.11n HT40 CH6 2437TX
 Antenna a+b

	Freq. (MHz)	ANT Factor (dB/m)	Cable Loss (dB)	Reading (dBuV)	Emission Level (dBuV/m)	Limit (dBuV/m)	Margin (dB)	Remark
1	38.730	13.48	0.79	14.48	28.75	40.00	11.25	QP
2	94.020	8.74	1.28	6.27	16.29	43.50	27.21	QP
3	528.580	18.20	3.21	4.91	26.32	46.00	19.68	QP
4	533.430	18.68	3.29	3.99	25.96	46.00	20.04	QP
5	552.830	19.53	3.27	4.99	27.79	46.00	18.21	QP
6	578.050	19.52	3.32	3.99	26.83	46.00	19.17	QP



Site no. : 1# 966 Chamber Data no. : 600
 Dis. / Ant. : 3m 27137 Ant. pol. : HORIZONTAL
 Limit : FCC PART 15 B(3M)
 Env. / Ins. : Temp:23.6°;Humi:56%;Press:101.52kPa
 Engineer : Tony
 EUT : Wireless Speaker
 Power : AC 120V/60Hz
 M/N : Beoplay M3
 Test Mode : IEEE 802.11n HT40 CH6 2437TX
 Antenna a+b

	Freq. (MHz)	ANT Factor (dB/m)	Cable Loss (dB)	Reading (dBuV)	Emission Level (dBuV/m)	Limit (dBuV/m)	Margin (dB)	Remark
1	105.660	10.05	1.41	7.82	19.28	43.50	24.22	QP
2	110.510	10.52	1.42	7.02	18.96	43.50	24.54	QP
3	248.250	11.52	2.13	7.57	21.22	46.00	24.78	QP
4	266.680	12.79	2.27	10.22	25.28	46.00	20.72	QP
5	290.930	12.78	2.34	10.22	25.34	46.00	20.66	QP
6	297.720	12.99	2.36	7.15	22.50	46.00	23.50	QP



Site no. : 1# 966 Chamber Data no. : 601
 Dis. / Ant. : 3m 27137 Ant. pol. : HORIZONTAL
 Limit : FCC PART 15 B(3M)
 Env. / Ins. : Temp:23.6';Humi:56%;Press:101.52kPa
 Engineer : Tony
 EUT : Wireless Speaker
 Power : AC 120V/60Hz
 M/N : Beoplay M3
 Test Mode : IEEE 802.11n HT40 CH9 2452TX
 Antenna a+b

	Freq. (MHz)	ANT Factor (dB/m)	Cable Loss (dB)	Reading (dBuV)	Emission Level (dBuV/m)	Limit (dBuV/m)	Margin (dB)	Remark
1	108.570	10.34	1.39	7.28	19.01	43.50	24.49	QP
2	248.250	11.52	2.13	8.48	22.13	46.00	23.87	QP
3	266.680	12.79	2.27	6.94	22.00	46.00	24.00	QP
4	291.900	12.83	2.33	10.07	25.23	46.00	20.77	QP
5	297.720	12.99	2.36	6.84	22.19	46.00	23.81	QP
6	533.430	18.68	3.29	2.81	24.78	46.00	21.22	QP

1000-18000 MHz

Site no. : 1# 966 Chamber Data no. : 381
 Dis. / Ant. : 3m ANT 1-18G Ant. pol. : VERTICAL
 Limit : FCC PART 15C PEAK
 Env. / Ins. : Temp:23.6';Humi:56%;Press:101.52kPa
 Engineer : Tony
 EUT : Wireless Speaker
 Power : AC 120V/60Hz
 M/N : Beoplay M3
 Test Mode : IEEE 802.11b CH1 2412TX
 Antenna a

	Freq. (MHz)	Ant. Factor (dB/m)	Cable Loss (dB)	Amp Factor (dB)	Reading (dBuV)	Emission Level (dBuV/m)	Limits (dBuV/m)	Margin (dB)	Remark
1	2412.00	27.60	6.64	34.64	95.55	95.15	74.00	-21.15	Peak
2	4824.00	31.28	11.84	35.66	33.05	40.51	74.00	33.49	Peak
3	7236.00	36.53	11.55	33.99	27.74	41.83	74.00	32.17	Peak
4	8684.00	37.32	11.45	33.66	26.83	41.94	74.00	32.06	Peak
5	11200.00	39.39	11.14	33.24	25.39	42.68	74.00	31.32	Peak
6	13495.00	40.07	11.50	32.65	24.14	43.06	74.00	30.94	Peak

Remarks: 1. Emission Level= Antenna Factor + Cable Loss - Amp Factor + Reading.
 2. The emission levels that are 20dB below the official limit are not reported.

Site no. : 1# 966 Chamber Data no. : 382
 Dis. / Ant. : 3m ANT 1-18G Ant. pol. : HORIZONTAL
 Limit : FCC PART 15C PEAK
 Env. / Ins. : Temp:23.6';Humi:56%;Press:101.52kPa
 Engineer : Tony
 EUT : Wireless Speaker
 Power : AC 120V/60Hz
 M/N : Beoplay M3
 Test Mode : IEEE 802.11b CH1 2412TX
 Antenna a

	Freq. (MHz)	Ant. Factor (dB/m)	Cable Loss (dB)	Amp Factor (dB)	Reading (dBuV)	Emission Level (dBuV/m)	Limits (dBuV/m)	Margin (dB)	Remark
1	2412.00	27.60	6.64	34.64	94.26	93.86	74.00	-19.86	Peak
2	4824.00	31.28	11.84	35.66	31.96	39.42	74.00	34.58	Peak
3	7236.00	36.53	11.55	33.99	27.93	42.02	74.00	31.98	Peak
4	9755.00	38.13	11.65	35.10	29.71	44.39	74.00	29.61	Peak
5	11455.00	39.23	10.96	33.53	25.80	42.46	74.00	31.54	Peak
6	13614.00	40.40	11.36	32.68	23.90	42.98	74.00	31.02	Peak

Remarks: 1. Emission Level= Antenna Factor + Cable Loss - Amp Factor + Reading.
 2. The emission levels that are 20dB below the official limit are not reported.

Site no. : 1# 966 Chamber Data no. : 383
 Dis. / Ant. : 3m ANT 1-18G Ant. pol. : HORIZONTAL
 Limit : FCC PART 15C PEAK
 Env. / Ins. : Temp:23.6';Humi:56%;Press:101.52kPa
 Engineer : Tony
 EUT : Wireless Speaker
 Power : AC 120V/60Hz
 M/N : Beoplay M3
 Test Mode : IEEE 802.11b CH6 2437TX
 Antenna a

	Freq. (MHz)	Ant. Factor (dB/m)	Cable Loss (dB)	Amp Factor (dB)	Reading (dBuV)	Emission Level (dBuV/m)	Limits (dBuV/m)	Margin (dB)	Remark
1	2437.00	27.60	6.67	34.85	93.36	92.78	74.00	-18.78	Peak
2	4874.00	31.37	12.07	35.76	31.38	39.06	74.00	34.94	Peak
3	7311.00	36.55	11.57	34.12	28.06	42.06	74.00	31.94	Peak
4	8684.00	37.32	11.45	33.66	28.66	43.77	74.00	30.23	Peak
5	11234.00	39.37	11.12	33.25	26.70	43.94	74.00	30.06	Peak
6	13750.00	40.78	11.20	33.02	24.99	43.95	74.00	30.05	Peak

Remarks: 1. Emission Level= Antenna Factor + Cable Loss - Amp Factor + Reading.
 2. The emission levels that are 20dB below the official limit are not reported.

Site no. : 1# 966 Chamber Data no. : 384
 Dis. / Ant. : 3m ANT 1-18G Ant. pol. : VERTICAL
 Limit : FCC PART 15C PEAK
 Env. / Ins. : Temp:23.6';Humi:56%;Press:101.52kPa
 Engineer : Tony
 EUT : Wireless Speaker
 Power : AC 120V/60Hz
 M/N : Beoplay M3
 Test Mode : IEEE 802.11b CH6 2437TX
 Antenna a

	Freq. (MHz)	Ant. Factor (dB/m)	Cable Loss (dB)	Amp Factor (dB)	Reading (dBuV)	Emission Level (dBuV/m)	Limits (dBuV/m)	Margin (dB)	Remark
1	2437.00	27.60	6.67	34.85	95.14	94.56	74.00	-20.56	Peak
2	4874.00	31.37	12.07	35.76	31.13	38.81	74.00	35.19	Peak
3	7311.00	36.55	11.57	34.12	29.18	43.18	74.00	30.82	Peak
4	8684.00	37.32	11.45	33.66	28.08	43.19	74.00	30.81	Peak
5	11200.00	39.39	11.14	33.24	25.63	42.92	74.00	31.08	Peak
6	13886.00	41.16	11.04	33.03	25.21	44.38	74.00	29.62	Peak

Remarks: 1. Emission Level= Antenna Factor + Cable Loss - Amp Factor + Reading.
 2. The emission levels that are 20dB below the official limit are not reported.

Site no. : 1# 966 Chamber Data no. : 385
 Dis. / Ant. : 3m ANT 1-18G Ant. pol. : VERTICAL
 Limit : FCC PART 15C PEAK
 Env. / Ins. : Temp:23.6';Humi:56%;Press:101.52kPa
 Engineer : Tony
 EUT : Wireless Speaker
 Power : AC 120V/60Hz
 M/N : Beoplay M3
 Test Mode : IEEE 802.11b CH11 2462TX
 Antenna a

	Freq. (MHz)	Ant. Factor (dB/m)	Cable Loss (dB)	Amp Factor (dB)	Reading (dBuV)	Emission Level (dBuV/m)	Limits (dBuV/m)	Margin (dB)	Remark
1	2462.00	27.58	6.69	34.98	94.78	94.07	74.00	-20.07	Peak
2	4924.00	31.45	12.29	35.91	30.56	38.39	74.00	35.61	Peak
3	7386.00	36.57	11.59	34.23	28.48	42.41	74.00	31.59	Peak
4	8684.00	37.32	11.45	33.66	27.82	42.93	74.00	31.07	Peak
5	10214.00	38.48	11.47	34.50	28.06	43.51	74.00	30.49	Peak
6	13495.00	40.07	11.50	32.65	24.84	43.76	74.00	30.24	Peak

Remarks: 1. Emission Level= Antenna Factor + Cable Loss - Amp Factor + Reading.
 2. The emission levels that are 20dB below the official limit are not reported.

Site no. : 1# 966 Chamber Data no. : 386
 Dis. / Ant. : 3m ANT 1-18G Ant. pol. : HORIZONTAL
 Limit : FCC PART 15C PEAK
 Env. / Ins. : Temp:23.6';Humi:56%;Press:101.52kPa
 Engineer : Tony
 EUT : Wireless Speaker
 Power : AC 120V/60Hz
 M/N : Beoplay M3
 Test Mode : IEEE 802.11b CH11 2462TX
 Antenna a

	Freq. (MHz)	Ant. Factor (dB/m)	Cable Loss (dB)	Amp Factor (dB)	Reading (dBuV)	Emission Level (dBuV/m)	Limits (dBuV/m)	Margin (dB)	Remark
1	2462.00	27.58	6.69	34.98	93.80	93.09	74.00	-19.09	Peak
2	4924.00	31.45	12.29	35.91	32.35	40.18	74.00	33.82	Peak
3	7386.00	36.57	11.59	34.23	29.37	43.30	74.00	30.70	Peak
4	9245.00	37.83	11.58	34.37	29.24	44.28	74.00	29.72	Peak
5	11540.00	39.16	10.95	33.36	26.43	43.18	74.00	30.82	Peak
6	13206.00	39.38	11.46	32.79	26.18	44.23	74.00	29.77	Peak

Remarks: 1. Emission Level= Antenna Factor + Cable Loss - Amp Factor + Reading.
 2. The emission levels that are 20dB below the official limit are not reported.

Site no. : 1# 966 Chamber Data no. : 405
 Dis. / Ant. : 3m ANT 1-18G Ant. pol. : VERTICAL
 Limit : FCC PART 15C PEAK
 Env. / Ins. : Temp:23.6';Humi:56%;Press:101.52kPa
 Engineer : Tony
 EUT : Wireless Speaker
 Power : AC 120V/60Hz
 M/N : Beoplay M3
 Test Mode : IEEE 802.11b CH1 2412TX
 Antenna b

	Freq. (MHz)	Ant. Factor (dB/m)	Cable Loss (dB)	Amp Factor (dB)	Reading (dBuV)	Emission Level (dBuV/m)	Limits (dBuV/m)	Margin (dB)	Remark
1	2412.00	27.60	6.64	34.64	93.69	93.29	74.00	-19.29	Peak
2	4824.00	31.28	11.84	35.66	32.13	39.59	74.00	34.41	Peak
3	7236.00	36.53	11.55	33.99	28.17	42.26	74.00	31.74	Peak
4	8565.00	37.10	11.45	33.92	29.24	43.87	74.00	30.13	Peak
5	10894.00	39.41	11.29	34.05	26.36	43.01	74.00	30.99	Peak
6	13444.00	39.95	11.49	32.74	25.93	44.63	74.00	29.37	Peak

Remarks: 1. Emission Level= Antenna Factor + Cable Loss - Amp Factor + Reading.
 2. The emission levels that are 20dB below the official limit are not reported.

Site no. : 1# 966 Chamber Data no. : 406
 Dis. / Ant. : 3m ANT 1-18G Ant. pol. : HORIZONTAL
 Limit : FCC PART 15C PEAK
 Env. / Ins. : Temp:23.6';Humi:56%;Press:101.52kPa
 Engineer : Tony
 EUT : Wireless Speaker
 Power : AC 120V/60Hz
 M/N : Beoplay M3
 Test Mode : IEEE 802.11b CH1 2412TX
 Antenna b

	Freq. (MHz)	Ant. Factor (dB/m)	Cable Loss (dB)	Amp Factor (dB)	Reading (dBuV)	Emission Level (dBuV/m)	Limits (dBuV/m)	Margin (dB)	Remark
1	2412.00	27.60	6.64	34.64	91.55	91.15	74.00	-17.15	Peak
2	4824.00	31.28	11.84	35.66	30.60	38.06	74.00	35.94	Peak
3	7236.00	36.53	11.55	33.99	27.77	41.86	74.00	32.14	Peak
4	8684.00	37.32	11.45	33.66	28.03	43.14	74.00	30.86	Peak
5	11540.00	39.16	10.95	33.36	27.07	43.82	74.00	30.18	Peak
6	13954.00	41.35	10.96	32.99	25.03	44.35	74.00	29.65	Peak

Remarks: 1. Emission Level= Antenna Factor + Cable Loss - Amp Factor + Reading.
 2. The emission levels that are 20dB below the official limit are not reported.

Site no. : 1# 966 Chamber Data no. : 407
 Dis. / Ant. : 3m ANT 1-18G Ant. pol. : HORIZONTAL
 Limit : FCC PART 15C PEAK
 Env. / Ins. : Temp:23.6';Humi:56%;Press:101.52kPa
 Engineer : Tony
 EUT : Wireless Speaker
 Power : AC 120V/60Hz
 M/N : Beoplay M3
 Test Mode : IEEE 802.11b CH6 2437TX
 Antenna b

	Freq. (MHz)	Ant. Factor (dB/m)	Cable Loss (dB)	Amp Factor (dB)	Reading (dBuV)	Emission Level (dBuV/m)	Limits (dBuV/m)	Margin (dB)	Remark
1	2437.00	27.60	6.67	34.85	90.84	90.26	74.00	-16.26	Peak
2	4874.00	31.37	12.07	35.76	31.23	38.91	74.00	35.09	Peak
3	7311.00	36.55	11.57	34.12	28.00	42.00	74.00	32.00	Peak
4	8684.00	37.32	11.45	33.66	28.02	43.13	74.00	30.87	Peak
5	11234.00	39.37	11.12	33.25	26.16	43.40	74.00	30.60	Peak
6	13240.00	39.46	11.46	32.88	25.88	43.92	74.00	30.08	Peak

Remarks: 1. Emission Level= Antenna Factor + Cable Loss - Amp Factor + Reading.
 2. The emission levels that are 20dB below the official limit are not reported.

Site no. : 1# 966 Chamber Data no. : 408
 Dis. / Ant. : 3m ANT 1-18G Ant. pol. : VERTICAL
 Limit : FCC PART 15C PEAK
 Env. / Ins. : Temp:23.6';Humi:56%;Press:101.52kPa
 Engineer : Tony
 EUT : Wireless Speaker
 Power : AC 120V/60Hz
 M/N : Beoplay M3
 Test Mode : IEEE 802.11b CH6 2437TX
 Antenna b

	Freq. (MHz)	Ant. Factor (dB/m)	Cable Loss (dB)	Amp Factor (dB)	Reading (dBuV)	Emission Level (dBuV/m)	Limits (dBuV/m)	Margin (dB)	Remark
1	2437.00	27.60	6.67	34.85	93.50	92.92	74.00	-18.92	Peak
2	4874.00	31.37	12.07	35.76	31.76	39.44	74.00	34.56	Peak
3	7311.00	36.55	11.57	34.12	28.04	42.04	74.00	31.96	Peak
4	8684.00	37.32	11.45	33.66	28.87	43.98	74.00	30.02	Peak
5	10265.00	38.56	11.44	34.49	28.48	43.99	74.00	30.01	Peak
6	14090.00	41.54	10.91	33.13	25.16	44.48	74.00	29.52	Peak

Remarks: 1. Emission Level= Antenna Factor + Cable Loss - Amp Factor + Reading.
 2. The emission levels that are 20dB below the official limit are not reported.

Site no. : 1# 966 Chamber Data no. : 409
 Dis. / Ant. : 3m ANT 1-18G Ant. pol. : VERTICAL
 Limit : FCC PART 15C PEAK
 Env. / Ins. : Temp:23.6';Humi:56%;Press:101.52kPa
 Engineer : Tony
 EUT : Wireless Speaker
 Power : AC 120V/60Hz
 M/N : Beoplay M3
 Test Mode : IEEE 802.11b CH11 2462TX
 Antenna b

	Freq. (MHz)	Ant. Factor (dB/m)	Cable Loss (dB)	Amp Factor (dB)	Reading (dBuV)	Emission Level (dBuV/m)	Limits (dBuV/m)	Margin (dB)	Remark
1	2462.00	27.58	6.69	34.98	92.75	92.04	74.00	-18.04	Peak
2	4924.00	31.45	12.29	35.91	31.58	39.41	74.00	34.59	Peak
3	7386.00	36.57	11.59	34.23	28.78	42.71	74.00	31.29	Peak
4	8684.00	37.32	11.45	33.66	28.12	43.23	74.00	30.77	Peak
5	10350.00	38.71	11.39	34.53	27.84	43.41	74.00	30.59	Peak
6	13546.00	40.21	11.44	32.61	24.18	43.22	74.00	30.78	Peak

Remarks: 1. Emission Level= Antenna Factor + Cable Loss - Amp Factor + Reading.
 2. The emission levels that are 20dB below the official limit are not reported.

Site no. : 1# 966 Chamber Data no. : 410
 Dis. / Ant. : 3m ANT 1-18G Ant. pol. : HORIZONTAL
 Limit : FCC PART 15C PEAK
 Env. / Ins. : Temp:23.6';Humi:56%;Press:101.52kPa
 Engineer : Tony
 EUT : Wireless Speaker
 Power : AC 120V/60Hz
 M/N : Beoplay M3
 Test Mode : IEEE 802.11b CH11 2462TX
 Antenna b

	Freq. (MHz)	Ant. Factor (dB/m)	Cable Loss (dB)	Amp Factor (dB)	Reading (dBuV)	Emission Level (dBuV/m)	Limits (dBuV/m)	Margin (dB)	Remark
1	2462.00	27.58	6.69	34.98	92.39	91.68	74.00	-17.68	Peak
2	4924.00	31.45	12.29	35.91	31.10	38.93	74.00	35.07	Peak
3	7386.00	36.57	11.59	34.23	28.54	42.47	74.00	31.53	Peak
4	8565.00	37.10	11.45	33.92	28.35	42.98	74.00	31.02	Peak
5	10214.00	38.48	11.47	34.50	27.65	43.10	74.00	30.90	Peak
6	13546.00	40.21	11.44	32.61	25.66	44.70	74.00	29.30	Peak

Remarks: 1. Emission Level= Antenna Factor + Cable Loss - Amp Factor + Reading.
 2. The emission levels that are 20dB below the official limit are not reported.

Site no. : 1# 966 Chamber Data no. : 387
 Dis. / Ant. : 3m ANT 1-18G Ant. pol. : HORIZONTAL
 Limit : FCC PART 15C PEAK
 Env. / Ins. : Temp:23.6';Humi:56%;Press:101.52kPa
 Engineer : Tony
 EUT : Wireless Speaker
 Power : AC 120V/60Hz
 M/N : Beoplay M3
 Test Mode : IEEE 802.11g CH1 2412TX
 Antenna a

	Freq. (MHz)	Ant. Factor (dB/m)	Cable Loss (dB)	Amp Factor (dB)	Reading (dBuV)	Emission Level (dBuV/m)	Limits (dBuV/m)	Margin (dB)	Remark
1	2412.00	27.60	6.64	34.64	93.27	92.87	74.00	-18.87	Peak
2	4824.00	31.28	11.84	35.66	32.55	40.01	74.00	33.99	Peak
3	7236.00	36.53	11.55	33.99	29.05	43.14	74.00	30.86	Peak
4	8684.00	37.32	11.45	33.66	28.58	43.69	74.00	30.31	Peak
5	11234.00	39.37	11.12	33.25	26.44	43.68	74.00	30.32	Peak
6	14124.00	41.57	10.91	33.22	24.31	43.57	74.00	30.43	Peak

Remarks: 1. Emission Level= Antenna Factor + Cable Loss - Amp Factor + Reading.
 2. The emission levels that are 20dB below the official limit are not reported.

Site no. : 1# 966 Chamber Data no. : 388
 Dis. / Ant. : 3m ANT 1-18G Ant. pol. : VERTICAL
 Limit : FCC PART 15C PEAK
 Env. / Ins. : Temp:23.6';Humi:56%;Press:101.52kPa
 Engineer : Tony
 EUT : Wireless Speaker
 Power : AC 120V/60Hz
 M/N : Beoplay M3
 Test Mode : IEEE 802.11g CH1 2412TX
 Antenna a

	Freq. (MHz)	Ant. Factor (dB/m)	Cable Loss (dB)	Amp Factor (dB)	Reading (dBuV)	Emission Level (dBuV/m)	Limits (dBuV/m)	Margin (dB)	Remark
1	2412.00	27.60	6.64	34.64	94.77	94.37	74.00	-20.37	Peak
2	4824.00	31.28	11.84	35.66	31.38	38.84	74.00	35.16	Peak
3	7236.00	36.53	11.55	33.99	28.18	42.27	74.00	31.73	Peak
4	9075.00	37.53	11.49	34.20	27.87	42.69	74.00	31.31	Peak
5	11064.00	39.48	11.24	33.83	26.46	43.35	74.00	30.65	Peak
6	13274.00	39.54	11.47	32.92	25.34	43.43	74.00	30.57	Peak

Remarks: 1. Emission Level= Antenna Factor + Cable Loss - Amp Factor + Reading.
 2. The emission levels that are 20dB below the official limit are not reported.

Site no. : 1# 966 Chamber Data no. : 389
 Dis. / Ant. : 3m ANT 1-18G Ant. pol. : VERTICAL
 Limit : FCC PART 15C PEAK
 Env. / Ins. : Temp:23.6';Humi:56%;Press:101.52kPa
 Engineer : Tony
 EUT : Wireless Speaker
 Power : AC 120V/60Hz
 M/N : Beoplay M3
 Test Mode : IEEE 802.11g CH6 2437TX
 Antenna a

	Freq. (MHz)	Ant. Factor (dB/m)	Cable Loss (dB)	Amp Factor (dB)	Reading (dBuV)	Emission Level (dBuV/m)	Limits (dBuV/m)	Margin (dB)	Remark
1	2437.00	27.60	6.67	34.85	93.72	93.14	74.00	-19.14	Peak
2	4874.00	31.37	12.07	35.76	31.49	39.17	74.00	34.83	Peak
3	7311.00	36.55	11.57	34.12	29.48	43.48	74.00	30.52	Peak
4	8718.00	37.38	11.45	33.71	28.76	43.88	74.00	30.12	Peak
5	11200.00	39.39	11.14	33.24	25.93	43.22	74.00	30.78	Peak
6	13716.00	40.69	11.24	32.94	24.80	43.79	74.00	30.21	Peak

Remarks: 1. Emission Level= Antenna Factor + Cable Loss - Amp Factor + Reading.
 2. The emission levels that are 20dB below the official limit are not reported.

Site no. : 1# 966 Chamber Data no. : 390
 Dis. / Ant. : 3m ANT 1-18G Ant. pol. : HORIZONTAL
 Limit : FCC PART 15C PEAK
 Env. / Ins. : Temp:23.6';Humi:56%;Press:101.52kPa
 Engineer : Tony
 EUT : Wireless Speaker
 Power : AC 120V/60Hz
 M/N : Beoplay M3
 Test Mode : IEEE 802.11g CH6 2437TX
 Antenna a

	Freq. (MHz)	Ant. Factor (dB/m)	Cable Loss (dB)	Amp Factor (dB)	Reading (dBuV)	Emission Level (dBuV/m)	Limits (dBuV/m)	Margin (dB)	Remark
1	2437.00	27.60	6.67	34.85	93.17	92.59	74.00	-18.59	Peak
2	4874.00	31.37	12.07	35.76	32.76	40.44	74.00	33.56	Peak
3	7311.00	36.55	11.57	34.12	28.73	42.73	74.00	31.27	Peak
4	8565.00	37.10	11.45	33.92	28.41	43.04	74.00	30.96	Peak
5	11234.00	39.37	11.12	33.25	26.40	43.64	74.00	30.36	Peak
6	13580.00	40.31	11.40	32.64	25.15	44.22	74.00	29.78	Peak

Remarks: 1. Emission Level= Antenna Factor + Cable Loss - Amp Factor + Reading.
 2. The emission levels that are 20dB below the official limit are not reported.

Site no. : 1# 966 Chamber Data no. : 391
 Dis. / Ant. : 3m ANT 1-18G Ant. pol. : HORIZONTAL
 Limit : FCC PART 15C PEAK
 Env. / Ins. : Temp:23.6';Humi:56%;Press:101.52kPa
 Engineer : Tony
 EUT : Wireless Speaker
 Power : AC 120V/60Hz
 M/N : Beoplay M3
 Test Mode : IEEE 802.11g CH11 2462TX
 Antenna a

	Freq. (MHz)	Ant. Factor (dB/m)	Cable Loss (dB)	Amp Factor (dB)	Reading (dBuV)	Emission Level (dBuV/m)	Limits (dBuV/m)	Margin (dB)	Remark
1	2462.00	27.58	6.69	34.98	93.70	92.99	74.00	-18.99	Peak
2	4924.00	31.45	12.29	35.91	32.10	39.93	74.00	34.07	Peak
3	7386.00	36.57	11.59	34.23	29.64	43.57	74.00	30.43	Peak
4	8667.00	37.30	11.45	33.67	28.89	43.97	74.00	30.03	Peak
5	11506.00	39.20	10.92	33.46	27.27	43.93	74.00	30.07	Peak
6	13954.00	41.35	10.96	32.99	24.95	44.27	74.00	29.73	Peak

Remarks: 1. Emission Level= Antenna Factor + Cable Loss - Amp Factor + Reading.
 2. The emission levels that are 20dB below the official limit are not reported.

Site no. : 1# 966 Chamber Data no. : 392
 Dis. / Ant. : 3m ANT 1-18G Ant. pol. : VERTICAL
 Limit : FCC PART 15C PEAK
 Env. / Ins. : Temp:23.6';Humi:56%;Press:101.52kPa
 Engineer : Tony
 EUT : Wireless Speaker
 Power : AC 120V/60Hz
 M/N : Beoplay M3
 Test Mode : IEEE 802.11g CH11 2462TX
 Antenna a

	Freq. (MHz)	Ant. Factor (dB/m)	Cable Loss (dB)	Amp Factor (dB)	Reading (dBuV)	Emission Level (dBuV/m)	Limits (dBuV/m)	Margin (dB)	Remark
1	2462.00	27.58	6.69	34.98	95.04	94.33	74.00	-20.33	Peak
2	4924.00	31.45	12.29	35.91	30.50	38.33	74.00	35.67	Peak
3	7386.00	36.57	11.59	34.23	28.83	42.76	74.00	31.24	Peak
4	8684.00	37.32	11.45	33.66	28.44	43.55	74.00	30.45	Peak
5	10945.00	39.46	11.29	34.13	27.24	43.86	74.00	30.14	Peak
6	13274.00	39.54	11.47	32.92	25.63	43.72	74.00	30.28	Peak

Remarks: 1. Emission Level= Antenna Factor + Cable Loss - Amp Factor + Reading.
 2. The emission levels that are 20dB below the official limit are not reported.

Site no. : 1# 966 Chamber Data no. : 411
 Dis. / Ant. : 3m ANT 1-18G Ant. pol. : HORIZONTAL
 Limit : FCC PART 15C PEAK
 Env. / Ins. : Temp:23.6';Humi:56%;Press:101.52kPa
 Engineer : Tony
 EUT : Wireless Speaker
 Power : AC 120V/60Hz
 M/N : Beoplay M3
 Test Mode : IEEE 802.11g CH1 2412TX
 Antenna b

	Freq. (MHz)	Ant. Factor (dB/m)	Cable Loss (dB)	Amp Factor (dB)	Reading (dBuV)	Emission Level (dBuV/m)	Limits (dBuV/m)	Margin (dB)	Remark
1	2412.00	27.60	6.64	34.64	91.55	91.15	74.00	-17.15	Peak
2	4824.00	31.28	11.84	35.66	30.40	37.86	74.00	36.14	Peak
3	7236.00	36.53	11.55	33.99	28.08	42.17	74.00	31.83	Peak
4	8684.00	37.32	11.45	33.66	28.12	43.23	74.00	30.77	Peak
5	11285.00	39.33	11.08	33.32	25.41	42.50	74.00	31.50	Peak
6	14090.00	41.54	10.91	33.13	23.97	43.29	74.00	30.71	Peak

Remarks: 1. Emission Level= Antenna Factor + Cable Loss - Amp Factor + Reading.
 2. The emission levels that are 20dB below the official limit are not reported.

Site no. : 1# 966 Chamber Data no. : 412
 Dis. / Ant. : 3m ANT 1-18G Ant. pol. : VERTICAL
 Limit : FCC PART 15C PEAK
 Env. / Ins. : Temp:23.6';Humi:56%;Press:101.52kPa
 Engineer : Tony
 EUT : Wireless Speaker
 Power : AC 120V/60Hz
 M/N : Beoplay M3
 Test Mode : IEEE 802.11g CH1 2412TX
 Antenna b

	Freq. (MHz)	Ant. Factor (dB/m)	Cable Loss (dB)	Amp Factor (dB)	Reading (dBuV)	Emission Level (dBuV/m)	Limits (dBuV/m)	Margin (dB)	Remark
1	2412.00	27.60	6.64	34.64	92.54	92.14	74.00	-18.14	Peak
2	4824.00	31.28	11.84	35.66	32.24	39.70	74.00	34.30	Peak
3	7236.00	36.53	11.55	33.99	28.68	42.77	74.00	31.23	Peak
4	8650.00	37.27	11.45	33.68	28.82	43.86	74.00	30.14	Peak
5	11336.00	39.30	11.04	33.44	26.65	43.55	74.00	30.45	Peak
6	14090.00	41.54	10.91	33.13	24.99	44.31	74.00	29.69	Peak

Remarks: 1. Emission Level= Antenna Factor + Cable Loss - Amp Factor + Reading.
 2. The emission levels that are 20dB below the official limit are not reported.

Site no. : 1# 966 Chamber Data no. : 413
 Dis. / Ant. : 3m ANT 1-18G Ant. pol. : VERTICAL
 Limit : FCC PART 15C PEAK
 Env. / Ins. : Temp:23.6';Humi:56%;Press:101.52kPa
 Engineer : Tony
 EUT : Wireless Speaker
 Power : AC 120V/60Hz
 M/N : Beoplay M3
 Test Mode : IEEE 802.11g CH6 2437TX
 Antenna b

	Freq. (MHz)	Ant. Factor (dB/m)	Cable Loss (dB)	Amp Factor (dB)	Reading (dBuV)	Emission Level (dBuV/m)	Limits (dBuV/m)	Margin (dB)	Remark
1	2437.00	27.60	6.67	34.85	93.41	92.83	74.00	-18.83	Peak
2	4874.00	31.37	12.07	35.76	31.81	39.49	74.00	34.51	Peak
3	7311.00	36.55	11.57	34.12	28.76	42.76	74.00	31.24	Peak
4	8684.00	37.32	11.45	33.66	28.69	43.80	74.00	30.20	Peak
5	11183.00	39.40	11.15	33.24	27.35	44.66	74.00	29.34	Peak
6	13580.00	40.31	11.40	32.64	25.75	44.82	74.00	29.18	Peak

Remarks: 1. Emission Level= Antenna Factor + Cable Loss - Amp Factor + Reading.
 2. The emission levels that are 20dB below the official limit are not reported.

Site no. : 1# 966 Chamber Data no. : 414
 Dis. / Ant. : 3m ANT 1-18G Ant. pol. : HORIZONTAL
 Limit : FCC PART 15C PEAK
 Env. / Ins. : Temp:23.6';Humi:56%;Press:101.52kPa
 Engineer : Tony
 EUT : Wireless Speaker
 Power : AC 120V/60Hz
 M/N : Beoplay M3
 Test Mode : IEEE 802.11g CH6 2437TX
 Antenna b

	Freq. (MHz)	Ant. Factor (dB/m)	Cable Loss (dB)	Amp Factor (dB)	Reading (dBuV)	Emission Level (dBuV/m)	Limits (dBuV/m)	Margin (dB)	Remark
1	2437.00	27.60	6.67	34.85	92.21	91.63	74.00	-17.63	Peak
2	4874.00	31.37	12.07	35.76	30.70	38.38	74.00	35.62	Peak
3	7311.00	36.55	11.57	34.12	29.57	43.57	74.00	30.43	Peak
4	8684.00	37.32	11.45	33.66	28.99	44.10	74.00	29.90	Peak
5	10350.00	38.71	11.39	34.53	28.35	43.92	74.00	30.08	Peak
6	13716.00	40.69	11.24	32.94	25.21	44.20	74.00	29.80	Peak

Remarks: 1. Emission Level= Antenna Factor + Cable Loss - Amp Factor + Reading.
 2. The emission levels that are 20dB below the official limit are not reported.

Site no. : 1# 966 Chamber Data no. : 415
 Dis. / Ant. : 3m ANT 1-18G Ant. pol. : HORIZONTAL
 Limit : FCC PART 15C PEAK
 Env. / Ins. : Temp:23.6';Humi:56%;Press:101.52kPa
 Engineer : Tony
 EUT : Wireless Speaker
 Power : AC 120V/60Hz
 M/N : Beoplay M3
 Test Mode : IEEE 802.11g CH11 2462TX
 Antenna b

	Freq. (MHz)	Ant. Factor (dB/m)	Cable Loss (dB)	Amp Factor (dB)	Reading (dBuV)	Emission Level (dBuV/m)	Limits (dBuV/m)	Margin (dB)	Remark
1	2462.00	27.58	6.69	34.98	92.56	91.85	74.00	-17.85	Peak
2	4924.00	31.45	12.29	35.91	30.79	38.62	74.00	35.38	Peak
3	7386.00	36.57	11.59	34.23	29.67	43.60	74.00	30.40	Peak
4	8684.00	37.32	11.45	33.66	28.56	43.67	74.00	30.33	Peak
5	11234.00	39.37	11.12	33.25	25.34	42.58	74.00	31.42	Peak
6	14005.00	41.46	10.90	33.01	25.15	44.50	74.00	29.50	Peak

Remarks: 1. Emission Level= Antenna Factor + Cable Loss - Amp Factor + Reading.
 2. The emission levels that are 20dB below the official limit are not reported.

Site no. : 1# 966 Chamber Data no. : 416
 Dis. / Ant. : 3m ANT 1-18G Ant. pol. : VERTICAL
 Limit : FCC PART 15C PEAK
 Env. / Ins. : Temp:23.6';Humi:56%;Press:101.52kPa
 Engineer : Tony
 EUT : Wireless Speaker
 Power : AC 120V/60Hz
 M/N : Beoplay M3
 Test Mode : IEEE 802.11g CH11 2462TX
 Antenna b

	Freq. (MHz)	Ant. Factor (dB/m)	Cable Loss (dB)	Amp Factor (dB)	Reading (dBuV)	Emission Level (dBuV/m)	Limits (dBuV/m)	Margin (dB)	Remark
1	2462.00	27.58	6.69	34.98	92.76	92.05	74.00	-18.05	Peak
2	4924.00	31.45	12.29	35.91	31.35	39.18	74.00	34.82	Peak
3	7386.00	36.57	11.59	34.23	28.55	42.48	74.00	31.52	Peak
4	9772.00	38.16	11.64	35.09	28.35	43.06	74.00	30.94	Peak
5	11166.00	39.41	11.17	33.31	26.20	43.47	74.00	30.53	Peak
6	13614.00	40.40	11.36	32.68	24.83	43.91	74.00	30.09	Peak

Remarks: 1. Emission Level= Antenna Factor + Cable Loss - Amp Factor + Reading.
 2. The emission levels that are 20dB below the official limit are not reported.

Site no. : 1# 966 Chamber Data no. : 393
 Dis. / Ant. : 3m ANT 1-18G Ant. pol. : VERTICAL
 Limit : FCC PART 15C PEAK
 Env. / Ins. : Temp:23.6';Humi:56%;Press:101.52kPa
 Engineer : Tony
 EUT : Wireless Speaker
 Power : AC 120V/60Hz
 M/N : Beoplay M3
 Test Mode : IEEE 802.11n HT20 CH1 2412TX
 Antenna a+b

	Freq. (MHz)	Ant. Factor (dB/m)	Cable Loss (dB)	Amp Factor (dB)	Reading (dBuV)	Emission Level (dBuV/m)	Limits (dBuV/m)	Margin (dB)	Remark
1	2412.00	27.60	6.64	34.64	93.69	93.29	74.00	-19.29	Peak
2	4824.00	31.28	11.84	35.66	31.69	39.15	74.00	34.85	Peak
3	7236.00	36.53	11.55	33.99	28.95	43.04	74.00	30.96	Peak
4	8684.00	37.32	11.45	33.66	28.31	43.42	74.00	30.58	Peak
5	10826.00	39.33	11.30	34.00	27.59	44.22	74.00	29.78	Peak
6	14005.00	41.46	10.90	33.01	25.32	44.67	74.00	29.33	Peak

Remarks: 1. Emission Level= Antenna Factor + Cable Loss - Amp Factor + Reading.
 2. The emission levels that are 20dB below the official limit are not reported.

Site no. : 1# 966 Chamber Data no. : 394
 Dis. / Ant. : 3m ANT 1-18G Ant. pol. : HORIZONTAL
 Limit : FCC PART 15C PEAK
 Env. / Ins. : Temp:23.6';Humi:56%;Press:101.52kPa
 Engineer : Tony
 EUT : Wireless Speaker
 Power : AC 120V/60Hz
 M/N : Beoplay M3
 Test Mode : IEEE 802.11n HT20 CH1 2412TX
 Antenna a+b

	Freq. (MHz)	Ant. Factor (dB/m)	Cable Loss (dB)	Amp Factor (dB)	Reading (dBuV)	Emission Level (dBuV/m)	Limits (dBuV/m)	Margin (dB)	Remark
1	2412.00	27.60	6.64	34.64	92.56	92.16	74.00	-18.16	Peak
2	4824.00	31.28	11.84	35.66	31.27	38.73	74.00	35.27	Peak
3	7236.00	36.53	11.55	33.99	28.85	42.94	74.00	31.06	Peak
4	9126.00	37.62	11.52	34.09	27.97	43.02	74.00	30.98	Peak
5	11404.00	39.25	10.99	33.57	27.00	43.67	74.00	30.33	Peak
6	14005.00	41.46	10.90	33.01	24.37	43.72	74.00	30.28	Peak

Remarks: 1. Emission Level= Antenna Factor + Cable Loss - Amp Factor + Reading.
 2. The emission levels that are 20dB below the official limit are not reported.

Site no. : 1# 966 Chamber Data no. : 395
 Dis. / Ant. : 3m ANT 1-18G Ant. pol. : HORIZONTAL
 Limit : FCC PART 15C PEAK
 Env. / Ins. : Temp:23.6';Humi:56%;Press:101.52kPa
 Engineer : Tony
 EUT : Wireless Speaker
 Power : AC 120V/60Hz
 M/N : Beoplay M3
 Test Mode : IEEE 802.11n HT20 CH6 2437TX
 Antenna a+b

	Freq. (MHz)	Ant. Factor (dB/m)	Cable Loss (dB)	Amp Factor (dB)	Reading (dBuV)	Emission Level (dBuV/m)	Limits (dBuV/m)	Margin (dB)	Remark
1	2437.00	27.60	6.67	34.85	92.75	92.17	74.00	-18.17	Peak
2	4874.00	31.37	12.07	35.76	32.13	39.81	74.00	34.19	Peak
3	7311.00	36.55	11.57	34.12	29.55	43.55	74.00	30.45	Peak
4	8684.00	37.32	11.45	33.66	28.18	43.29	74.00	30.71	Peak
5	11115.00	39.44	11.20	33.55	26.62	43.71	74.00	30.29	Peak
6	14056.00	41.51	10.90	33.06	24.55	43.90	74.00	30.10	Peak

Remarks: 1. Emission Level= Antenna Factor + Cable Loss - Amp Factor + Reading.
 2. The emission levels that are 20dB below the official limit are not reported.

Site no. : 1# 966 Chamber Data no. : 396
 Dis. / Ant. : 3m ANT 1-18G Ant. pol. : VERTICAL
 Limit : FCC PART 15C PEAK
 Env. / Ins. : Temp:23.6';Humi:56%;Press:101.52kPa
 Engineer : Tony
 EUT : Wireless Speaker
 Power : AC 120V/60Hz
 M/N : Beoplay M3
 Test Mode : IEEE 802.11n HT20 CH6 2437TX
 Antenna a+b

	Freq. (MHz)	Ant. Factor (dB/m)	Cable Loss (dB)	Amp Factor (dB)	Reading (dBuV)	Emission Level (dBuV/m)	Limits (dBuV/m)	Margin (dB)	Remark
1	2437.00	27.60	6.67	34.85	92.99	92.41	74.00	-18.41	Peak
2	4874.00	31.37	12.07	35.76	30.76	38.44	74.00	35.56	Peak
3	7311.00	36.55	11.57	34.12	28.72	42.72	74.00	31.28	Peak
4	8735.00	37.40	11.45	33.76	27.59	42.68	74.00	31.32	Peak
5	11166.00	39.41	11.17	33.31	26.16	43.43	74.00	30.57	Peak
6	13920.00	41.26	11.00	33.00	25.36	44.62	74.00	29.38	Peak

Remarks: 1. Emission Level= Antenna Factor + Cable Loss - Amp Factor + Reading.
 2. The emission levels that are 20dB below the official limit are not reported.

Site no. : 1# 966 Chamber Data no. : 397
 Dis. / Ant. : 3m ANT 1-18G Ant. pol. : VERTICAL
 Limit : FCC PART 15C PEAK
 Env. / Ins. : Temp:23.6';Humi:56%;Press:101.52kPa
 Engineer : Tony
 EUT : Wireless Speaker
 Power : AC 120V/60Hz
 M/N : Beoplay M3
 Test Mode : IEEE 802.11n HT20 CH11 2462TX
 Antenna a+b

	Freq. (MHz)	Ant. Factor (dB/m)	Cable Loss (dB)	Amp Factor (dB)	Reading (dBuV)	Emission Level (dBuV/m)	Limits (dBuV/m)	Margin (dB)	Remark
1	2462.00	27.58	6.69	34.98	92.92	92.21	74.00	-18.21	Peak
2	4924.00	31.45	12.29	35.91	30.92	38.75	74.00	35.25	Peak
3	7386.00	36.57	11.59	34.23	28.07	42.00	74.00	32.00	Peak
4	8684.00	37.32	11.45	33.66	27.68	42.79	74.00	31.21	Peak
5	11455.00	39.23	10.96	33.53	26.25	42.91	74.00	31.09	Peak
6	13580.00	40.31	11.40	32.64	24.19	43.26	74.00	30.74	Peak

Remarks: 1. Emission Level= Antenna Factor + Cable Loss - Amp Factor + Reading.
 2. The emission levels that are 20dB below the official limit are not reported.

Site no. : 1# 966 Chamber Data no. : 398
 Dis. / Ant. : 3m ANT 1-18G Ant. pol. : HORIZONTAL
 Limit : FCC PART 15C PEAK
 Env. / Ins. : Temp:23.6';Humi:56%;Press:101.52kPa
 Engineer : Tony
 EUT : Wireless Speaker
 Power : AC 120V/60Hz
 M/N : Beoplay M3
 Test Mode : IEEE 802.11n HT20 CH11 2462TX
 Antenna a+b

	Freq. (MHz)	Ant. Factor (dB/m)	Cable Loss (dB)	Amp Factor (dB)	Reading (dBuV)	Emission Level (dBuV/m)	Limits (dBuV/m)	Margin (dB)	Remark
1	2462.00	27.58	6.69	34.98	92.85	92.14	74.00	-18.14	Peak
2	4924.00	31.45	12.29	35.91	30.93	38.76	74.00	35.24	Peak
3	7386.00	36.57	11.59	34.23	29.04	42.97	74.00	31.03	Peak
4	8684.00	37.32	11.45	33.66	27.97	43.08	74.00	30.92	Peak
5	11030.00	39.50	11.27	33.98	27.14	43.93	74.00	30.07	Peak
6	13580.00	40.31	11.40	32.64	24.95	44.02	74.00	29.98	Peak

Remarks: 1. Emission Level= Antenna Factor + Cable Loss - Amp Factor + Reading.
 2. The emission levels that are 20dB below the official limit are not reported.

Site no. : 1# 966 Chamber Data no. : 399
 Dis. / Ant. : 3m ANT 1-18G Ant. pol. : HORIZONTAL
 Limit : FCC PART 15C PEAK
 Env. / Ins. : Temp:23.6';Humi:56%;Press:101.52kPa
 Engineer : Tony
 EUT : Wireless Speaker
 Power : AC 120V/60Hz
 M/N : Beoplay M3
 Test Mode : IEEE 802.11n HT40 CH3 2422TX
 Antenna a+b

	Freq. (MHz)	Ant. Factor (dB/m)	Cable Loss (dB)	Amp Factor (dB)	Reading (dBuV)	Emission Level (dBuV/m)	Limits (dBuV/m)	Margin (dB)	Remark
1	2422.00	27.60	6.66	34.74	92.67	92.19	74.00	-18.19	Peak
2	4844.00	31.31	11.92	35.68	30.15	37.70	74.00	36.30	Peak
3	7266.00	36.54	11.56	34.05	28.90	42.95	74.00	31.05	Peak
4	8684.00	37.32	11.45	33.66	28.21	43.32	74.00	30.68	Peak
5	9755.00	38.13	11.65	35.10	28.46	43.14	74.00	30.86	Peak
6	13444.00	39.95	11.49	32.74	25.28	43.98	74.00	30.02	Peak

Remarks: 1. Emission Level= Antenna Factor + Cable Loss - Amp Factor + Reading.
 2. The emission levels that are 20dB below the official limit are not reported.

Site no. : 1# 966 Chamber Data no. : 400
 Dis. / Ant. : 3m ANT 1-18G Ant. pol. : VERTICAL
 Limit : FCC PART 15C PEAK
 Env. / Ins. : Temp:23.6';Humi:56%;Press:101.52kPa
 Engineer : Tony
 EUT : Wireless Speaker
 Power : AC 120V/60Hz
 M/N : Beoplay M3
 Test Mode : IEEE 802.11n HT40 CH3 2422TX
 Antenna a+b

	Freq. (MHz)	Ant. Factor (dB/m)	Cable Loss (dB)	Amp Factor (dB)	Reading (dBuV)	Emission Level (dBuV/m)	Limits (dBuV/m)	Margin (dB)	Remark
1	2422.00	27.60	6.66	34.74	93.40	92.92	74.00	-18.92	Peak
2	4844.00	31.31	11.92	35.68	31.48	39.03	74.00	34.97	Peak
3	7266.00	36.54	11.56	34.05	28.52	42.57	74.00	31.43	Peak
4	8684.00	37.32	11.45	33.66	28.11	43.22	74.00	30.78	Peak
5	11370.00	39.28	11.02	33.51	26.51	43.30	74.00	30.70	Peak
6	14107.00	41.55	10.91	33.16	24.18	43.48	74.00	30.52	Peak

Remarks: 1. Emission Level= Antenna Factor + Cable Loss - Amp Factor + Reading.
 2. The emission levels that are 20dB below the official limit are not reported.

Site no. : 1# 966 Chamber Data no. : 401
 Dis. / Ant. : 3m ANT 1-18G Ant. pol. : VERTICAL
 Limit : FCC PART 15C PEAK
 Env. / Ins. : Temp:23.6';Humi:56%;Press:101.52kPa
 Engineer : Tony
 EUT : Wireless Speaker
 Power : AC 120V/60Hz
 M/N : Beoplay M3
 Test Mode : IEEE 802.11n HT40 CH6 2437TX
 Antenna a+b

	Freq. (MHz)	Ant. Factor (dB/m)	Cable Loss (dB)	Amp Factor (dB)	Reading (dBuV)	Emission Level (dBuV/m)	Limits (dBuV/m)	Margin (dB)	Remark
1	2437.00	27.60	6.67	34.85	92.50	91.92	74.00	-17.92	Peak
2	4874.00	31.37	12.07	35.76	32.33	40.01	74.00	33.99	Peak
3	7311.00	36.55	11.57	34.12	29.31	43.31	74.00	30.69	Peak
4	8684.00	37.32	11.45	33.66	29.01	44.12	74.00	29.88	Peak
5	11336.00	39.30	11.04	33.44	26.42	43.32	74.00	30.68	Peak
6	13665.00	40.55	11.30	32.75	24.85	43.95	74.00	30.05	Peak

Remarks: 1. Emission Level= Antenna Factor + Cable Loss - Amp Factor + Reading.
 2. The emission levels that are 20dB below the official limit are not reported.

Site no. : 1# 966 Chamber Data no. : 402
 Dis. / Ant. : 3m ANT 1-18G Ant. pol. : HORIZONTAL
 Limit : FCC PART 15C PEAK
 Env. / Ins. : Temp:23.6';Humi:56%;Press:101.52kPa
 Engineer : Tony
 EUT : Wireless Speaker
 Power : AC 120V/60Hz
 M/N : Beoplay M3
 Test Mode : IEEE 802.11n HT40 CH6 2437TX
 Antenna a+b

	Freq. (MHz)	Ant. Factor (dB/m)	Cable Loss (dB)	Amp Factor (dB)	Reading (dBuV)	Emission Level (dBuV/m)	Limits (dBuV/m)	Margin (dB)	Remark
1	2437.00	27.60	6.67	34.85	92.72	92.14	74.00	-18.14	Peak
2	4874.00	31.37	12.07	35.76	30.37	38.05	74.00	35.95	Peak
3	7311.00	36.55	11.57	34.12	28.12	42.12	74.00	31.88	Peak
4	9160.00	37.69	11.54	34.07	28.05	43.21	74.00	30.79	Peak
5	11200.00	39.39	11.14	33.24	26.05	43.34	74.00	30.66	Peak
6	13835.00	41.02	11.10	33.06	25.11	44.17	74.00	29.83	Peak

Remarks: 1. Emission Level= Antenna Factor + Cable Loss - Amp Factor + Reading.
 2. The emission levels that are 20dB below the official limit are not reported.

Site no. : 1# 966 Chamber Data no. : 403
 Dis. / Ant. : 3m ANT 1-18G Ant. pol. : HORIZONTAL
 Limit : FCC PART 15C PEAK
 Env. / Ins. : Temp:23.6';Humi:56%;Press:101.52kPa
 Engineer : Tony
 EUT : Wireless Speaker
 Power : AC 120V/60Hz
 M/N : Beoplay M3
 Test Mode : IEEE 802.11n HT40 CH9 2452TX
 Antenna a+b

	Freq. (MHz)	Ant. Factor (dB/m)	Cable Loss (dB)	Amp Factor (dB)	Reading (dBuV)	Emission Level (dBuV/m)	Limits (dBuV/m)	Margin (dB)	Remark
1	2452.00	27.59	6.67	34.85	92.00	91.41	74.00	-17.41	Peak
2	4904.00	31.42	12.22	35.87	30.98	38.75	74.00	35.25	Peak
3	7356.00	36.56	11.58	34.19	28.61	42.56	74.00	31.44	Peak
4	8701.00	37.35	11.45	33.65	27.38	42.53	74.00	31.47	Peak
5	10996.00	39.52	11.29	34.11	26.05	42.75	74.00	31.25	Peak
6	14005.00	41.46	10.90	33.01	23.73	43.08	74.00	30.92	Peak

Remarks: 1. Emission Level= Antenna Factor + Cable Loss - Amp Factor + Reading.
 2. The emission levels that are 20dB below the official limit are not reported.

Site no. : 1# 966 Chamber Data no. : 404
 Dis. / Ant. : 3m ANT 1-18G Ant. pol. : VERTICAL
 Limit : FCC PART 15C PEAK
 Env. / Ins. : Temp:23.6';Humi:56%;Press:101.52kPa
 Engineer : Tony
 EUT : Wireless Speaker
 Power : AC 120V/60Hz
 M/N : Beoplay M3
 Test Mode : IEEE 802.11n HT40 CH9 2452TX
 Antenna a+b

	Freq. (MHz)	Ant. Factor (dB/m)	Cable Loss (dB)	Amp Factor (dB)	Reading (dBuV)	Emission Level (dBuV/m)	Limits (dBuV/m)	Margin (dB)	Remark
1	2452.00	27.59	6.67	34.85	93.19	92.60	74.00	-18.60	Peak
2	4904.00	31.42	12.22	35.87	31.41	39.18	74.00	34.82	Peak
3	7356.00	36.56	11.58	34.19	28.79	42.74	74.00	31.26	Peak
4	9075.00	37.53	11.49	34.20	28.06	42.88	74.00	31.12	Peak
5	10775.00	39.28	11.30	34.02	27.25	43.81	74.00	30.19	Peak
6	13240.00	39.46	11.46	32.88	26.44	44.48	74.00	29.52	Peak

Remarks: 1. Emission Level= Antenna Factor + Cable Loss - Amp Factor + Reading.
 2. The emission levels that are 20dB below the official limit are not reported.

18000MHz – 25000MHz

Pass

Note: The amplitude of spurious emission that is attenuated by more than 20dB below the permissible limit has no need to be reported.