



FCC Test Report

Equipment : Bluetooth Headphone
Brand Name : Bang & Olufsen
Model No. : Beoplay H9i
FCC ID : TTUBEOPLAYH9I
Standard : 47 CFR FCC Part 15.247
Operating Band : 2400 MHz – 2483.5 MHz
Applicant : Bang & Olufsen a/s
Peter Bangs Vej 15, DK-7600 Struer, Denmark
Manufacturer : Bang & Olufsen a/s
Peter Bangs Vej 15, DK-7600 Struer, Denmark

The product sample received on Sep. 15, 2017 and completely tested on Sep. 28, 2017. We, SPORTON, would like to declare that the tested sample has been evaluated in accordance with the procedures given in ANSI C63.10-2013 and shown compliance with the applicable technical standards.

The test results in this report apply exclusively to the tested model / sample. Without written approval of SPORTON INTERNATIONAL INC., the test report shall not be reproduced except in full.


Phoenix Chen / Assistant Manager
SPORTON INTERNATIONAL INC.





Table of Contents

1 GENERAL DESCRIPTION5

1.1 Information.....5

1.2 Testing Applied Standards7

1.3 Testing Location Information7

1.4 Measurement Uncertainty7

2 TEST CONFIGURATION OF EUT.....8

2.1 Test Condition8

2.2 Test Channel Mode8

2.3 The Worst Case Measurement Configuration.....9

2.4 Accessories10

2.5 Support Equipment.....10

2.6 Test Setup Diagram11

3 TRANSMITTER TEST RESULT13

3.1 AC Power-line Conducted Emissions13

3.2 20dB Bandwidth and Carrier Frequency Separation.....14

3.3 Maximum Conducted Output Power15

3.4 Number of Hopping Frequencies and Hopping Bandedge16

3.5 Time of Occupancy (Dwell Time)17

3.6 Emissions in Non-restricted Frequency Bands18

3.7 Emissions in Restricted Frequency Bands.....19

4 TEST EQUIPMENT AND CALIBRATION DATA22

APPENDIX A. TEST RESULTS OF AC POWER-LINE CONDUCTED EMISSIONS

APPENDIX B. TEST RESULTS OF 20DB BANDWIDTH AND CARRIER FREQUENCY SEPARATION

APPENDIX C. TEST RESULTS OF MAXIMUM CONDUCTED OUTPUT POWER

APPENDIX D. TEST RESULTS OF NUMBER OF HOPPING FREQUENCIES AND HOPPING BANDEDGE

APPENDIX E. TEST RESULTS OF TIME OF OCCUPANCY (DWELL TIME)

APPENDIX F. TEST RESULTS OF EMISSIONS IN NON-RESTRICTED FREQUENCY BANDS

APPENDIX G. TEST RESULTS OF EMISSIONS IN RESTRICTED FREQUENCY BANDS

APPENDIX H. TEST PHOTOS

PHOTOGRAPHS OF EUT V01



Summary of Test Result

Conformance Test Specifications				
Report Clause	Ref. Std. Clause	Description	Limit	Result
1.1.2	15.203	Antenna Requirement	FCC 15.203	Complied
3.1	15.207	AC Power-line Conducted Emissions	FCC 15.207	Complied
3.2	15.247(a)	20dB Bandwidth	15.247(a)	Complied
3.2	15.247(a)	Carrier Frequency Separation	15.247(a)	Complied
3.3	15.247(b)	Maximum Conducted Output Power	15.247(b)	Complied
3.4	15.247(a)	Number of Hopping Frequencies and Hopping Bandedge	15.247(a)	Complied
3.5	15.247(a)	Time of Occupancy (Dwell Time)	15.247(a)	Complied
3.6	15.247(d)	Emissions in Non-restricted Frequency Bands	15.247(d)	Complied
3.7	15.247(d)	Emissions in Restricted Frequency Bands	Restricted Bands: FCC 15.209	Complied



Revision History

Report No.	Version	Description	Issued Date
FR792512AD	Rev. 01	Initial issue of report	Nov. 13, 2017



1 General Description

1.1 Information

1.1.1 RF General Information

Frequency Range (MHz)	Bluetooth Version	Ch. Frequency (MHz)	Channel Number
2400-2483.5	BR / EDR	2402-2480	0-78 [79]

Band	Mode	BWch (MHz)	Nant
2.4-2.4835GHz	BT-BR(1Mbps)	1	1TX
2.4-2.4835GHz	BT-EDR(2Mbps)	1	1TX
2.4-2.4835GHz	BT-EDR(3Mbps)	1	1TX

Note:

- ◆ Bluetooth BR uses a GFSK (1Mbps).
- ◆ Bluetooth EDR uses a combination of $\pi/4$ -DQPSK (2Mbps) and 8DPSK (3Mbps).
- ◆ Bluetooth BR/EDR uses as a system using FHSS modulation.
- ◆ BWch is the nominal channel bandwidth.

1.1.2 Antenna Information

Ant.	Port	Brand	Model Name	Antenna Type	Connector	Gain (dBi)
1	1	Sage Elephant	S306300001000-A	Chip	fixed on board	0.83



1.1.3 EUT Information

Operational Condition	
EUT Power Type	From Host System / Battery / AC Adapter
Type of EUT	
<input checked="" type="checkbox"/>	Stand-alone
<input type="checkbox"/>	Combined (EUT where the radio part is fully integrated within another device)
	Combined Equipment - Brand Name / Model No.: ...
<input type="checkbox"/>	Plug-in radio (EUT intended for a variety of host systems)
	Host System - Brand Name / Model No.: ...
<input type="checkbox"/>	Other:

1.1.4 Mode Test Duty Cycle

Mode	DC	DCF(dB)	T(s)	VBW(Hz) ≥ 1/T
BT-BR(1Mbps)	0.747	1.267	2.906m	1k
BT-EDR(2Mbps)	0.758	1.203	2.914m	1k
BT-EDR(3Mbps)	0.791	1.018	2.916m	1k

1.1.5 Table for Multiple Listing

The brand/model names in the following table are all refer to the identical product.

Brand Name	Model Name	Color	Description
Bang & Olufsen	Beoplay H9i	Natural	All the models are identical, the difference as appearance color.
Bang & Olufsen	Beoplay H9i	Black	

1.2 Testing Applied Standards

According to the specifications of the manufacturer, the EUT must comply with the requirements of the following standards:

- ◆ 47 CFR FCC Part 15
- ◆ Public Notice DA 00-705
- ◆ ANSI C63.10-2013

1.3 Testing Location Information

Testing Location		
<input checked="" type="checkbox"/>	HWA YA	ADD : No. 52, Huaya 1st Rd., Guishan Dist., Taoyuan City, Taiwan (R.O.C.) TEL : 886-3-327-3456 FAX : 886-3-327-0973
Test site Designation No. TW1190 with FCC.		
<input type="checkbox"/>	JHUBEI	ADD : No.8, Ln. 724, Bo'ai St., Zhubei City, Hsinchu County, Taiwan (R.O.C.) TEL : 886-3-656-9065 FAX : 886-3-656-9085
Test site Designation No. TW0006 with FCC.		

Test Condition	Test Site No.	Test Engineer	Test Environment	Test Date
RF Conducted	TH01-HY	Gary	23.8°C / 65.1%	28/Sep/2017
Radiated	03CH02-HY	Lynus	24.4°C / 63%	14/Sep/2017
AC Conduction	CO04-HY	Lynus	24.4°C / 63%	15/Sep/2017

1.4 Measurement Uncertainty

ISO/IEC 17025 requires that an estimate of the measurement uncertainties associated with the emissions test results be included in the report. The measurement uncertainties given below are based on a 95% confidence level (based on a coverage factor (k=2))

Test Items	Uncertainty	Remark
Conducted Emission (150kHz ~ 30MHz)	3.6 dB	Confidence levels of 95%
Radiated Emission (30MHz ~ 1,000MHz)	2.1 dB	Confidence levels of 95%
Radiated Emission (1GHz ~ 18GHz)	2.6 dB	Confidence levels of 95%
Radiated Emission (18GHz ~ 40GHz)	2.9 dB	Confidence levels of 95%
Conducted Emission	1.3 dB	Confidence levels of 95%



2 Test Configuration of EUT

2.1 Test Condition

Condition Item	Abbreviation/Remark	Remark
RF Conducted-DTS	Abbreviation	Remark
TnomVnom	Tnom	20°C
-	Vnom	3.7V

2.2 Test Channel Mode




Test Software Version	BlueSuite 2.6.2
-----------------------	-----------------

Mode	Power Setting
BT-BR(1Mbps)	-
2402MHz	50
2441MHz	41
2480MHz	40
BT-EDR(2Mbps)	-
2402MHz	120
2441MHz	60
2480MHz	120
BT-EDR(3Mbps)	-
2402MHz	120
2441MHz	60
2480MHz	120

2.3 The Worst Case Measurement Configuration

The Worst Case Mode for Following Conformance Tests	
Tests Item	AC power-line conducted emissions
Condition	AC power-line conducted measurement for line and neutral
Operating Mode	CTX
1	USB Mode

The Worst Case Mode for Following Conformance Tests	
Tests Item	20dB Bandwidth Carrier Frequency Separation Maximum Conducted Output Power Number of Hopping Frequencies Hopping Bandedge Time of Occupancy (Dwell Time) Emissions in Non-restricted Frequency Bands
Test Condition	Conducted measurement at transmit chains

The Worst Case Mode for Following Conformance Tests			
Tests Item	Emissions in Restricted Frequency Bands		
Test Condition	Radiated measurement If EUT consist of multiple antenna assembly (multiple antenna are used in EUT regardless of spatial multiplexing MIMO configuration), the radiated test should be performed with highest antenna gain of each antenna type.		
Operating Mode < 1GHz	CTX		
1	USB Mode		
Operating Mode > 1GHz	CTX		
Orthogonal Planes of EUT	X Plane	Y Plane	Z Plane
			
Worst Planes of EUT			V

2.4 Accessories

Accessories				
Battery 1	Brand Name	Bang & Olufsen	Model Name	56467 201 012
	Power Rating	3.7 Vdc,770mAh	Type	Li-Polymer
Battery 2	Brand Name	Bang & Olufsen	Model Name	PLB-103
	Power Rating	3.7 Vdc,770mAh	Type	Li-ion
Type C to USB Cable*2	Signal Line	1.25 meter, D-Shielded cable		
Audio Cable*2	Signal Line	1.25 meter, Non-Shielded cable		

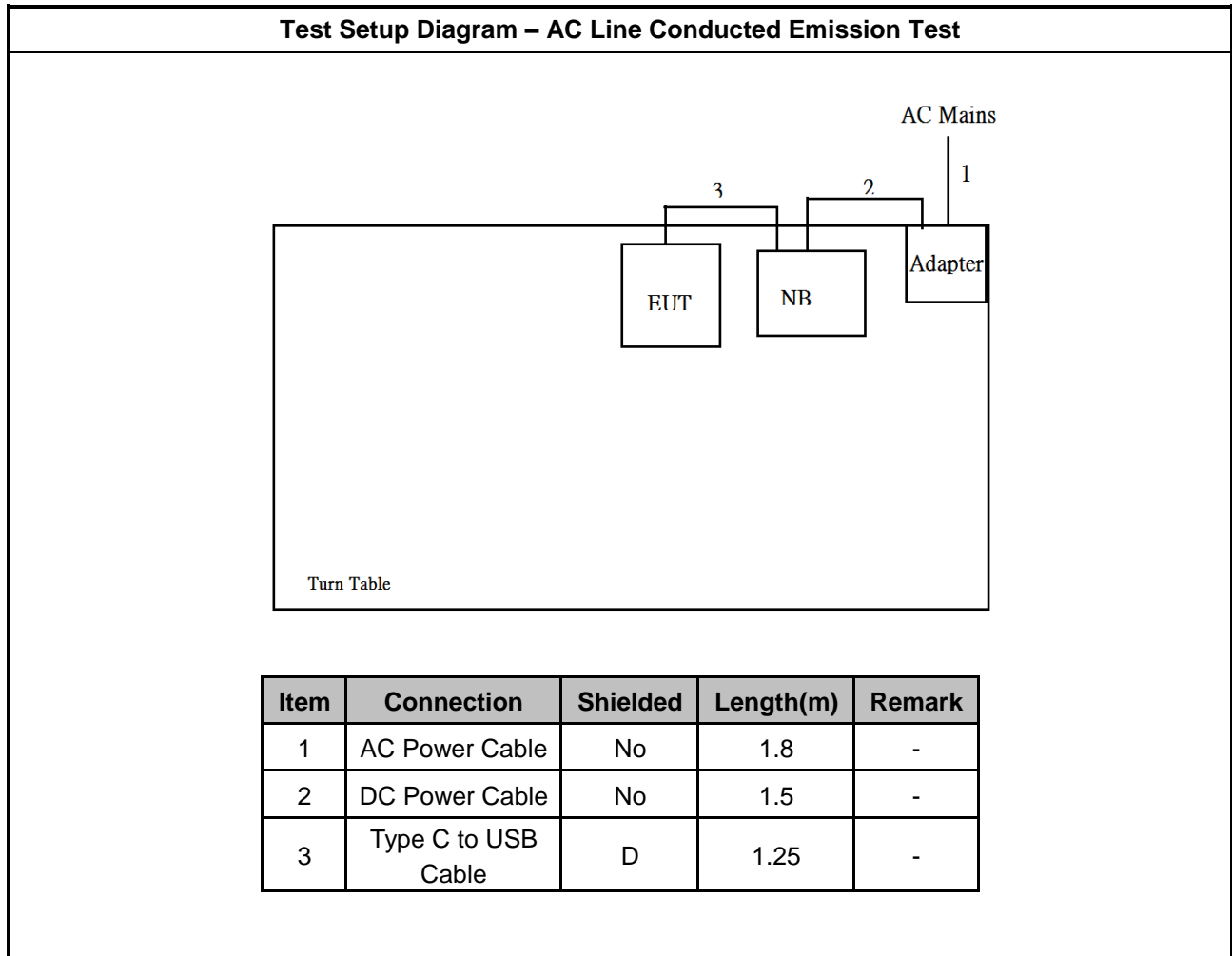
2.5 Support Equipment

Support Equipment – RF Conducted				
No.	Equipment	Brand Name	Model Name	FCC ID
1	Notebook	DELL	E5410	DoC
2	Adapter for NB	DELL	HA65NM130	DoC
3	DC Source	G.W	GPC-6030D	N/A

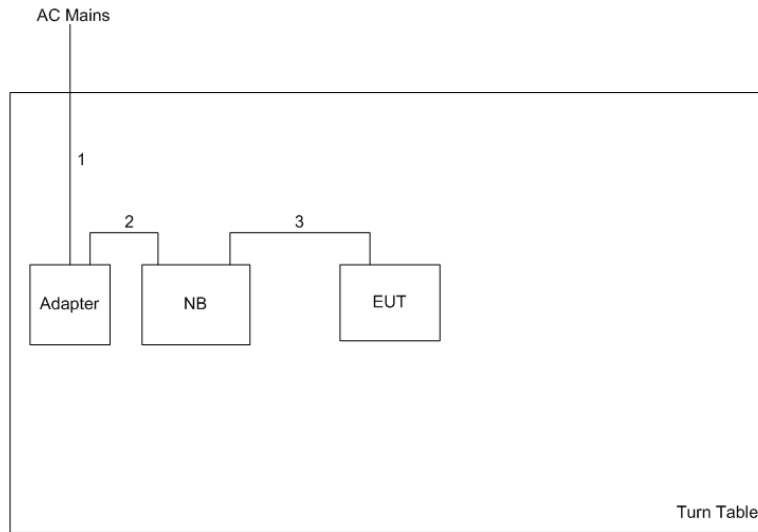
Support Equipment – Radiated Emission				
No.	Equipment	Brand Name	Model Name	FCC ID
1	Notebook	DELL	E5520	N/A
2	Adapter for NB	DELL	LA65NS2-01	N/A

Support Equipment – AC Conduction				
No.	Equipment	Brand Name	Model Name	FCC ID
1	Notebook	DELL	E5520	N/A
2	Adapter for NB	DELL	LA65NS2-01	N/A

2.6 Test Setup Diagram



Test Setup Diagram - Radiated Test



Item	Connection	Shielded	Length(m)	Remark
1	AC Power Cable	No	1.8	-
2	DC Power Cable	No	1.5	-
3	Type C to USB Cable	D	1.25	-

3 Transmitter Test Result

3.1 AC Power-line Conducted Emissions

3.1.1 AC Power-line Conducted Emissions Limit

AC Power-line Conducted Emissions Limit		
Frequency Emission (MHz)	Quasi-Peak	Average
0.15-0.5	66 - 56 *	56 - 46 *
0.5-5	56	46
5-30	60	50

Note 1: * Decreases with the logarithm of the frequency.

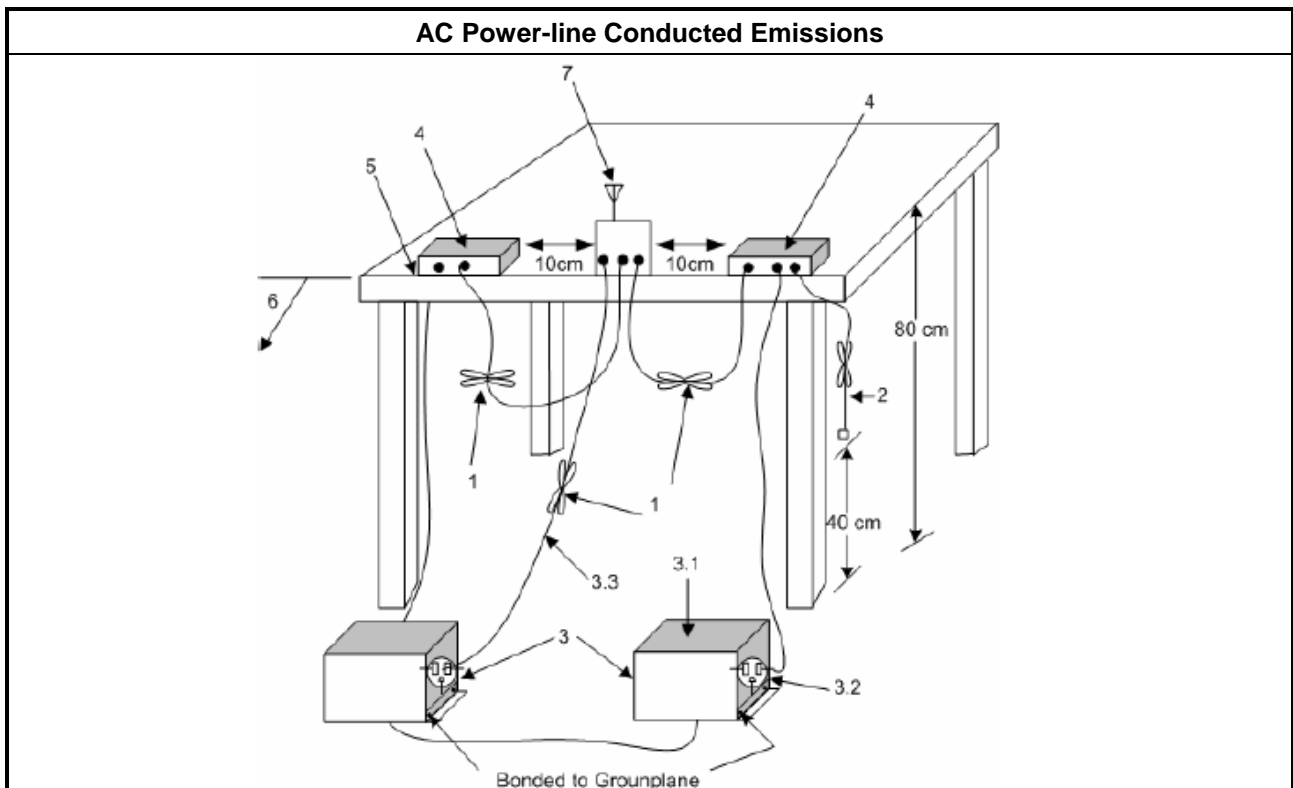
3.1.2 Measuring Instruments

Refer a test equipment and calibration data table in this test report.

3.1.3 Test Procedures

Test Method
<ul style="list-style-type: none"> Refer as ANSI C63.10-2013, clause 6.2 foray power-line conducted emissions.

3.1.4 Test Setup



3.1.5 Test Result of AC Power-line Conducted Emissions

Refer as Appendix A

3.2 20dB Bandwidth and Carrier Frequency Separation

3.2.1 20dB Bandwidth and Carrier Frequency Separation Limit

20dB Bandwidth and Carrier Frequency Separation Limit for Frequency Hopping Systems	
<ul style="list-style-type: none"> 902-928 MHz Band: <ul style="list-style-type: none"> $N \geq 50$ and $ChS \geq \text{MAX}$ (20 dB bandwidth, 25 kHz); 20 dB bandwidth \leq 250 kHz. $50 > N \geq 25$ and $ChS \geq \text{MAX}$ (20 dB bandwidth, 25 kHz); 20 dB bandwidth $>$ 250 kHz. 	
<ul style="list-style-type: none"> 2400-2483.5 MHz Band: <ul style="list-style-type: none"> $N \geq 75$ and $ChS \geq \text{MAX}$ (20 dB bandwidth, 25 kHz). $75 > N \geq 15$ and $ChS \geq \text{MAX}$ (20 dB bandwidth 2/3, 25 kHz). 	
<ul style="list-style-type: none"> 5725-5850 MHz Band: <ul style="list-style-type: none"> $N \geq 75$ and $ChS \geq \text{MAX}$ (20 dB bandwidth, 25 kHz); 20 dB bandwidth \leq 1 MHz. 	
<p>N:Number of Hopping Frequencies; ChS: Hopping Channel Separation</p>	

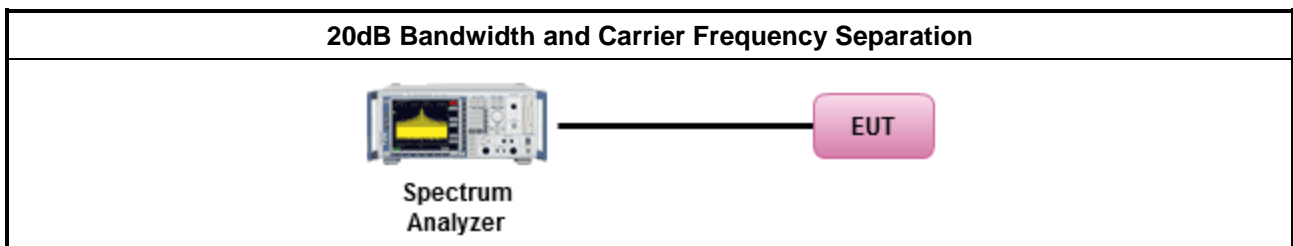
3.2.2 Measuring Instruments

Refer a test equipment and calibration data table in this test report.

3.2.3 Test Procedures

Test Method
<ul style="list-style-type: none"> Refer as ANSI C63.10-2013, clause 6.9.2 for 20 dB bandwidth measurement.
<ul style="list-style-type: none"> Refer as ANSI C63.10-2013, clause 7.8.2 for carrier frequency separation measurement.

3.2.4 Test Setup



3.2.5 Test Result of 20dB Bandwidth

Refer as Appendix B

3.2.6 Test Result of Carrier Frequency Separation

Refer as Appendix B

3.3 Maximum Conducted Output Power

3.3.1 Maximum Conducted Output Power Limit

Maximum Conducted Output Power Limit	
<ul style="list-style-type: none"> 902-928 MHz Band: 	
	<ul style="list-style-type: none"> N ≥ 50; Power 30dBm; EIRP 36dBm
	<ul style="list-style-type: none"> 50 > N ≥ 25; Power 24dBm; EIRP 30dBm
<ul style="list-style-type: none"> 2400-2483.5 MHz Band: 	
	<ul style="list-style-type: none"> N ≥ 75; Power 30dBm; EIRP 36dBm
	<ul style="list-style-type: none"> 75 > N ≥ 15; Power 21dBm; EIRP 27dBm
<ul style="list-style-type: none"> 5725-5850 MHz Band: 	
	<ul style="list-style-type: none"> N ≥ 75; Power 30dBm; EIRP 36dBm

N: Number of Hopping Frequencies

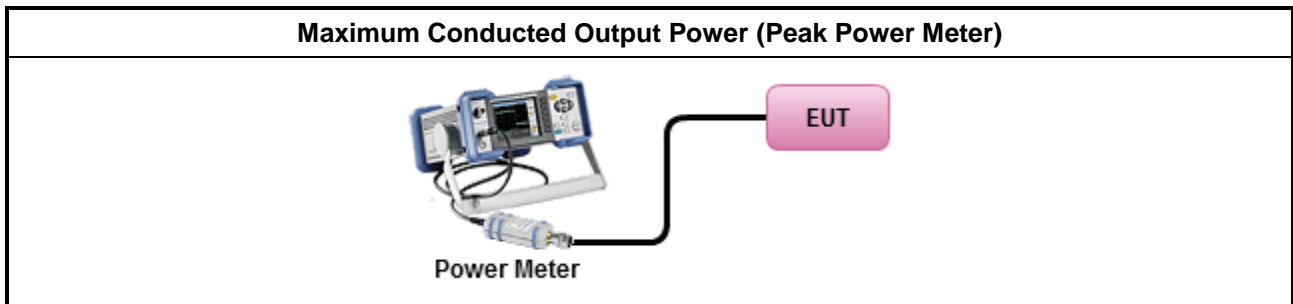
3.3.2 Measuring Instruments

Refer a test equipment and calibration data table in this test report.

3.3.3 Test Procedures

Test Method
<ul style="list-style-type: none"> Refer as ANSI C63.10-2013, clause 7.8.5 for output power measurement.

3.3.4 Test Setup



3.3.5 Test Result of Maximum Conducted Output Power

Refer as Appendix C

3.4 Number of Hopping Frequencies and Hopping Bandedge

3.4.1 Number of Hopping Frequencies Limit

Number of Hopping Frequencies Limit	
<ul style="list-style-type: none"> 902-928 MHz Band: <ul style="list-style-type: none"> $N \geq 50$ and $ChS \geq MAX$ (20 dB bandwidth, 25 kHz); 20 dB bandwidth \leq 250 kHz. $50 > N \geq 25$ and $ChS \geq MAX$ (20 dB bandwidth, 25 kHz); 20 dB bandwidth $>$ 250 kHz. 2400-2483.5 MHz Band: <ul style="list-style-type: none"> $N \geq 75$ and $ChS \geq MAX$ (20 dB bandwidth, 25 kHz). $75 > N \geq 15$ and $ChS \geq MAX$ (20 dB bandwidth 2/3, 25 kHz). 5725-5850 MHz Band: <ul style="list-style-type: none"> $N \geq 75$ and $ChS \geq MAX$ (20 dB bandwidth, 25 kHz); 20 dB bandwidth \leq 1 MHz. 	
<p>N:Number of Hopping Frequencies; ChS : Hopping Channel Separation</p>	

3.4.2 Hopping Bandedge Limit

Refer clause 3.6.1 and clause 3.7.1

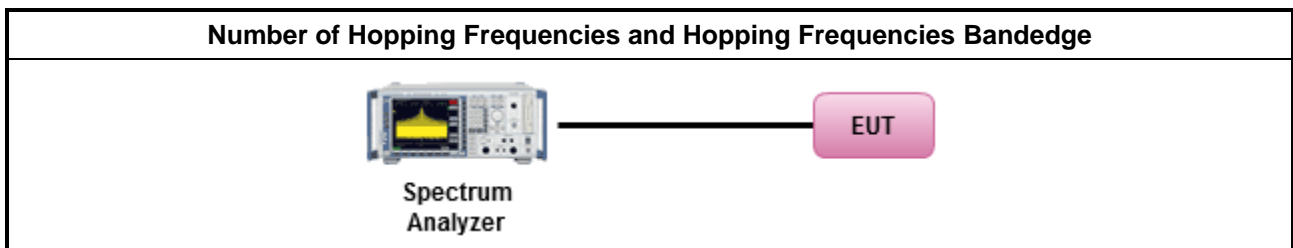
3.4.3 Measuring Instruments

Refer a test equipment and calibration data table in this test report.

3.4.4 Test Procedures

Test Method
<ul style="list-style-type: none"> Refer as ANSI C63.10-2013, clause 7.8.3 for number of hopping frequencies measurement. Refer as ANSI C63.10-2013, clause 7.8.6 for hopping frequencies Bandedge measurement.

3.4.5 Test Setup



3.4.6 Test Result of Number of Hopping Frequencies

Refer as Appendix D

3.4.7 Test Result of Number of Hopping Frequencies Bandedge

Refer as Appendix D

3.5 Time of Occupancy (Dwell Time)

3.5.1 Time of Occupancy (Dwell Time) Limit

Time of Occupancy (Dwell Time) Limit for Frequency Hopping Systems	
<ul style="list-style-type: none"> 902-928 MHz Band: 	
	<ul style="list-style-type: none"> N ≥ 50; 0.4s in 20s period
	<ul style="list-style-type: none"> 50 > N ≥ 25; 0.4s in 10s period
<ul style="list-style-type: none"> 2400-2483.5 MHz Band: 	
	<ul style="list-style-type: none"> N ≥ 75; 0.4s in N x 0.4 period
	<ul style="list-style-type: none"> 75 > N ≥ 15; 0.4s in N x 0.4 period
<ul style="list-style-type: none"> 5725-5850 MHz Band: 	
	<ul style="list-style-type: none"> N ≥ 75; 0.4s in 30s period
N: Number of Hopping Frequencies	

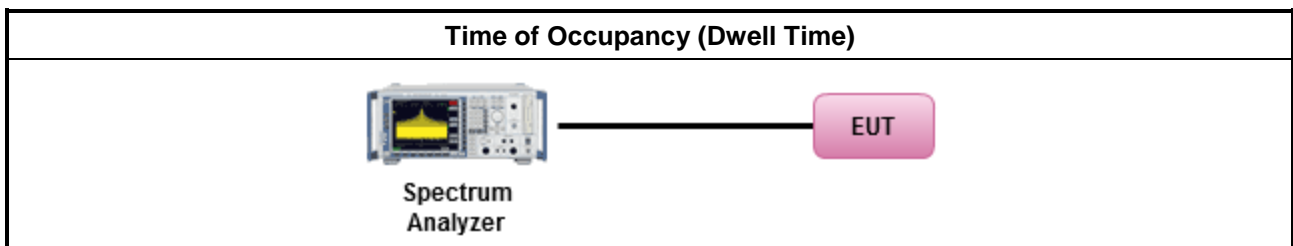
3.5.2 Measuring Instruments

Refer a test equipment and calibration data table in this test report.

3.5.3 Test Procedures

Test Method	
<ul style="list-style-type: none"> Refer as ANSI C63.10-2013, clause 7.8.4 for dwell time measurement. 	
<ul style="list-style-type: none"> Bluetooth ACL packets can be 1, 3, or 5 time slots. Following as dwell time. Operate DH5 at maximum dwell time and maximum duty cycle. 	
	<ul style="list-style-type: none"> The DH5 packet can cover up to 5 time slots. Operate DH5 at maximum dwell time and maximum duty cycle. A maximum length packet has duration of 5 time slots. The hopping rate is 1600 hops/second so the maximum dwell time is 5/1600 seconds, or 3.125ms. DH5 Packet permit maximum 1600/ 79 / 6 = 3.37 hops per second in each channel.

3.5.4 Test Setup



3.5.5 Test Result of Time of Occupancy (Dwell Time)

Refer as Appendix E

3.6 Emissions in Non-restricted Frequency Bands

3.6.1 Emissions in Non-restricted Frequency Bands Limit

Un-restricted Band Emissions Limit	
RF output power procedure	Limit (dB)
Peak output power procedure	20
Note 1: If the peak output power procedure is used to measure the fundamental emission power to demonstrate compliance to requirements, then the peak conducted output power measured within any 100 kHz outside the authorized frequency band shall be attenuated by at least 20 dB relative to the maximum measured in-band peak PSD level.	

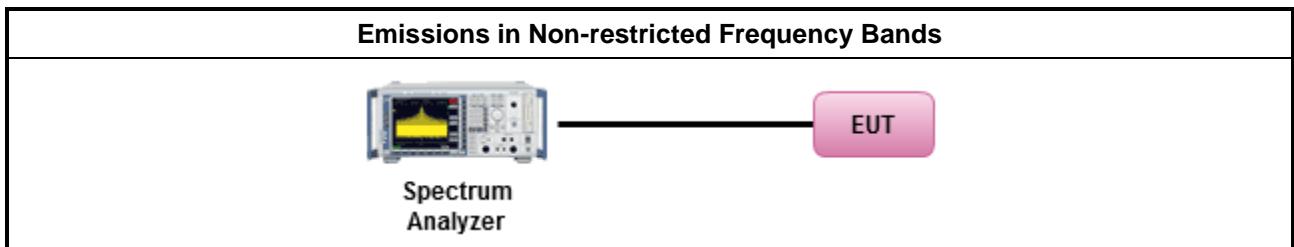
3.6.2 Measuring Instruments

Refer a test equipment and calibration data table in this test report.

3.6.3 Test Procedures

Test Method
<ul style="list-style-type: none"> Refer as ANSI C63.10-2013, clause 7.8.8 for unwanted emissions into non-restricted bands.

3.6.4 Test Setup



3.6.5 Test Result of Emissions in Non-restricted Frequency Bands

Refer as Appendix F

3.7 Emissions in Restricted Frequency Bands

3.7.1 Emissions in Restricted Frequency Bands Limit

Restricted Band Emissions Limit			
Frequency Range (MHz)	Field Strength (uV/m)	Field Strength (dBuV/m)	Measure Distance (m)
0.009~0.490	2400/F(kHz)	48.5 - 13.8	300
0.490~1.705	24000/F(kHz)	33.8 - 23	30
1.705~30.0	30	29	30
30~88	100	40	3
88~216	150	43.5	3
216~960	200	46	3
Above 960	500	54	3

Note 1: Test distance for frequencies at or above 30 MHz, measurements may be performed at a distance other than the limit distance provided they are not performed in the near field and the emissions to be measured can be detected by the measurement equipment. When performing measurements at a distance other than that specified, the results shall be extrapolated to the specified distance using an extrapolation factor of 20 dB/decade (inverse of linear distance for field-strength measurements, inverse of linear distance-squared for power-density measurements).

Note 2: Test distance for frequencies at below 30 MHz, measurements may be performed at a distance closer than the EUT limit distance; however, an attempt should be made to avoid making measurements in the near field. When performing measurements below 30 MHz at a closer distance than the limit distance, the results shall be extrapolated to the specified distance by either making measurements at a minimum of two or more distances on at least one radial to determine the proper extrapolation factor or by using the square of an inverse linear distance extrapolation factor (40 dB / decade). The test report shall specify the extrapolation method used to determine compliance of the EUT.

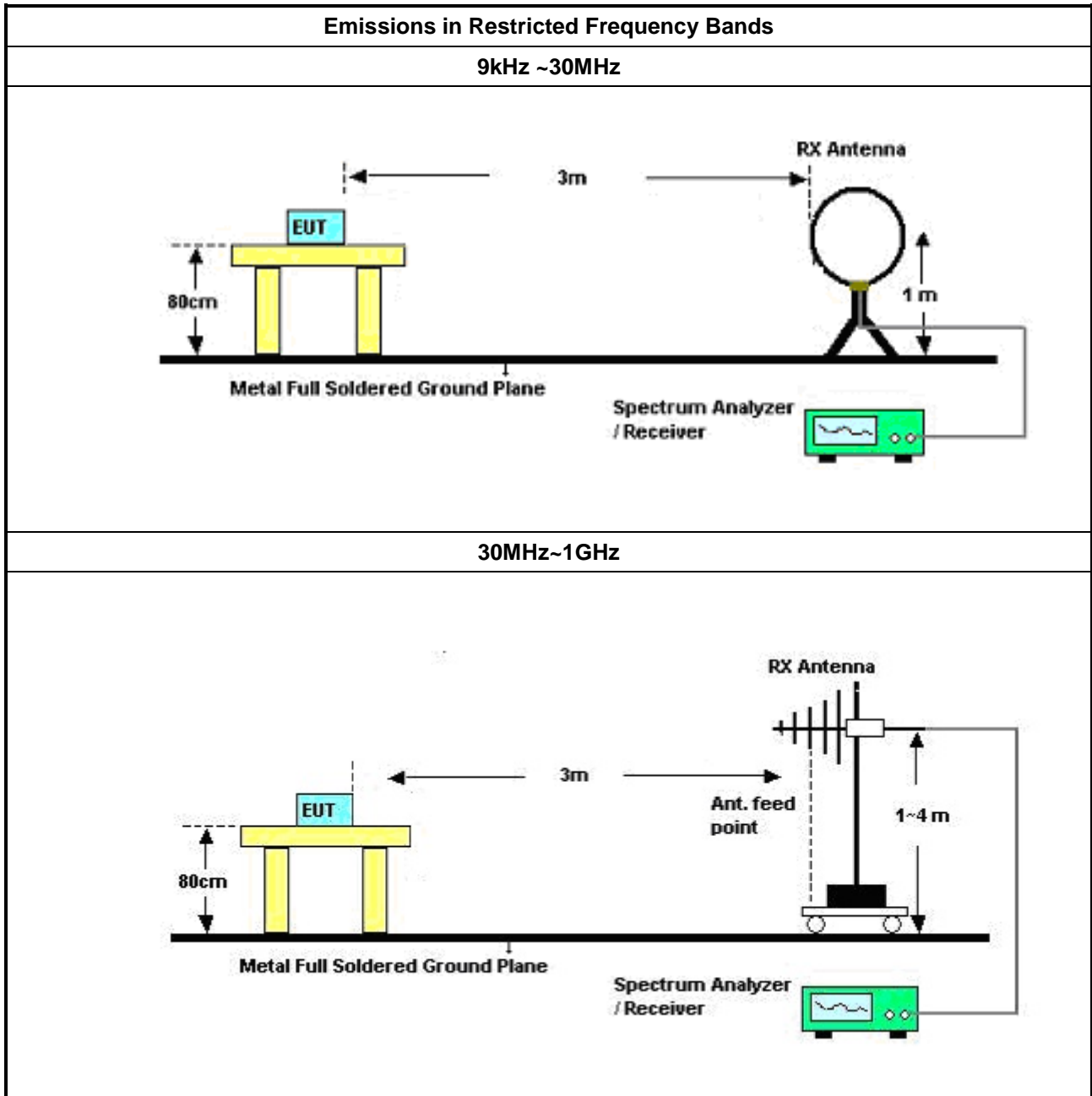
3.7.2 Measuring Instruments

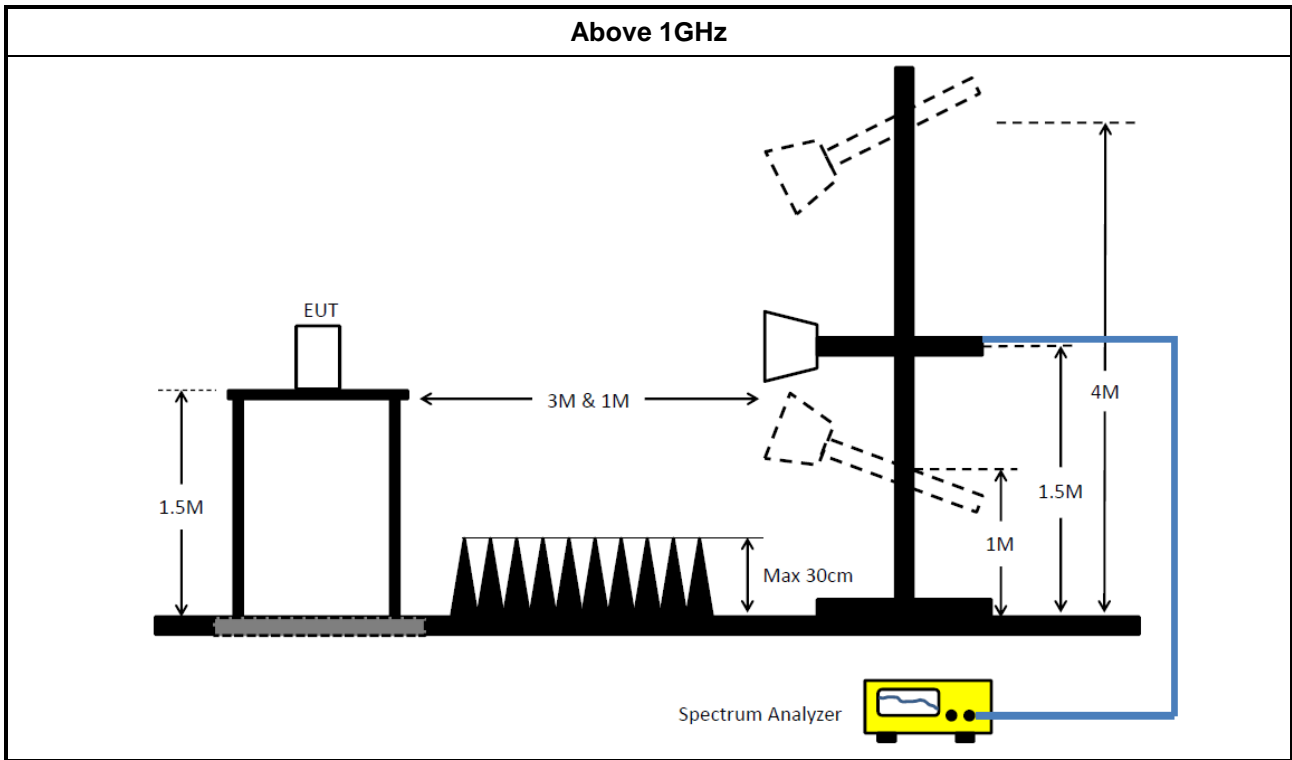
Refer a test equipment and calibration data table in this test report.

3.7.3 Test Procedures

Test Method	
	<ul style="list-style-type: none"> ▪ The average emission levels shall be measured in [hopping duty factor].
	<ul style="list-style-type: none"> ▪ Refer as ANSI C63.10; clause 6.9.2.2 band-edge testing shall be performed at the lowest frequency channel and highest frequency channel within the allowed operating band.
	<ul style="list-style-type: none"> ▪ For the transmitter unwanted emissions shall be measured using following options below: <ul style="list-style-type: none"> ▪ Refer as ANSI C63.10, clause 4.1.4.2.1 QP value. ▪ Refer as ANSI C63.10, clause 4.1.4.2.2 measurement procedure peak. ▪ Refer as ANSI C63.10, clause 4.1.4.2.4 average value of hopping pulsed emissions.

3.7.4 Test Setup





3.7.5 Test Result of Emissions in Restricted Frequency Bands (Below 30MHz)

The amplitude of spurious emissions which are attenuated by more than 20dB below the permissible value has no need to be reported. All amplitude of spurious emissions that are attenuated by more than 20 dB below the permissible value has no need to be reported.

3.7.6 Test Result of Emissions in Restricted Frequency Bands

Refer as Appendix G



4 Test Equipment and Calibration Data

Instrument for AC Conduction

Instrument	Manufacturer	Model No.	Serial No.	Spec.	Calibration Date	Calibration Due Date
EMC Receiver	R&S	ESR3	102052	9KHz ~ 3.6GHz	29/Apr/2017	28/Apr/2018
LISN	R&S	ENV216	101295	9kHz ~ 30MHz	15/Nov/2016	14/Nov/2017
RF Cable-CON	HUBER+SUHNER	RG213/U	07611832020001	9kHz ~ 30MHz	24/Oct/2016	23/Oct/2017
AC POWER	APC	AFC-11005G	F310050055	47Hz~63Hz 5~300V	NCR	NCR
Impuls Begrenzer Pulse Limiter	R&S	ESH3-Z2	100921	10 kHz ~ 30 MHz	21/Oct/2016	20/Oct/2017
EMC Receiver	R&S	ESR3	102052	9KHz ~ 3.6GHz	29/Apr/2017	28/Apr/2018
LISN	R&S	ENV216	101295	9kHz ~ 30MHz	15/Nov/2016	14/Nov/2017

NCR : Non-Calibration Require

Instrument for Radiated Test

Instrument	Manufacturer	Model No.	Serial No.	Spec.	Calibration Date	Calibration Due Date
Spectrum Analyzer	R&S	FSP40	100593	9KHz - 40GHz	26/Oct/2016	25/Oct/2017
3m Semi Anechoic	SIDT FRANKONIA	SAC-3M	03CH02-HY	30MHz-1GHz	21/Oct/2016	20/Oct/2017
3m Semi Anechoic	SIDT FRANKONIA	SAC-3M	03CH02-HY	1GHz ~ 18GHz	12/Dec/2016	11/Dec/2017
Amplifier	Agilent	8447D	2944A11149	100KHz-1.3GHz	29/Jun/2017	28/Jun/2018
Amplifier	Agilent	8449B	3008A02373	1GHz-26.5GHz	20/Sep/2016	19/Sep/2017
Horn Antenna	SCHWARZBECK	BBHA9120D	BBHA9120D 01531	1GHz-18GHz	11/May/2017	10/May/2018
Horn Antenna	SCHWARZBECK	BBHA9170	BBHA9170154	18GHz-40GHz	06/Feb/2017	05/Feb/2018
Bilog Antenna	SCHAFFNER	CBL6112B	2723	30MHz-1GHz	01/Oct/2016	30/Sep/2017
Loop Antenna	TESEQ	HLA 6120	31244	9KHz-30MHz	02/Mar/2017	01/Mar/2018
RF Cable-high	SUHNER	SUCOFLEX104	MY34918/4	1GHz ~ 40GHz	26/Jan/2017	25/Jan/2018
RF Cable-R03m	Jye Bao	RG142	CB017	9kHz ~ 1GHz	26/Jan/2017	25/Jan/2018
Receiver	R&S	ESU-26	100422/026	20Hz ~ 26.5GHz	21/Sep/2016	20/Sep/2017



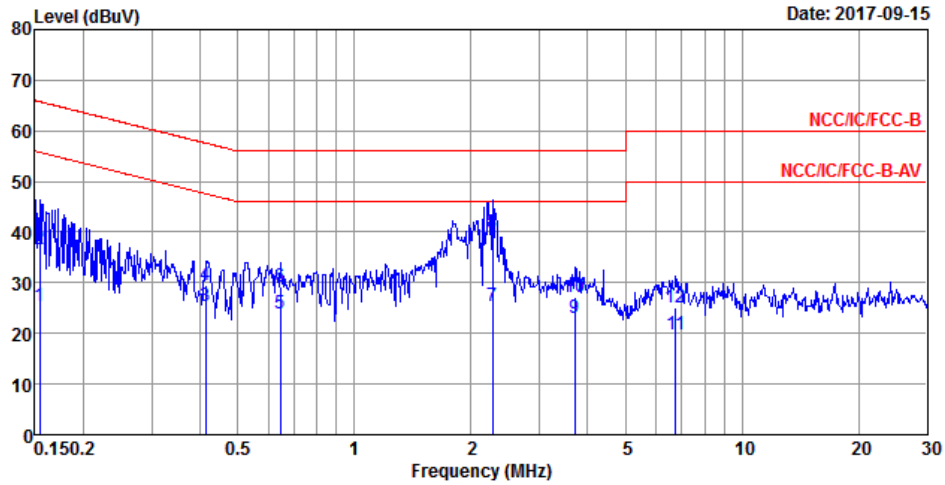
Instrument for Conducted Test

Instrument	Manufacturer	Model No.	Serial No.	Spec.	Calibration Date	Calibration Due Date
Spectrum Analyzer	R&S	FSV 40	101013	10Hz~40GHz	30/Dec/2016	29/Dec/2017
Power Sensor	Anritsu	MA2411B	1027452	300MHz ~ 40GHz	24/Feb/2017	23/Feb/2018
Power Meter	Anritsu	ML2495A	1124009	300MHz ~ 40GHz	24/Feb/2017	23/Feb/2018
Signal Generator	R&S	SMR40	100116	10MHz ~ 40GHz	27/Jul/2017	26/Jul/2018
RF Cable-0.2m	HUBER+SUHNER	SUCOFLEX_104	MY677/3	30MHz ~ 26.5GHz	02/Oct/2016	01/Oct/2017
RF Cable-0.2m	HUBER+SUHNER	SUCOFLEX_104	MY678/3	30MHz ~ 26.5GHz	02/Oct/2016	01/Oct/2017
RF Cable-0.5m	HUBER+SUHNER	SUCOFLEX_104	MY10717/4	30MHz ~ 26.5GHz	02/Oct/2016	01/Oct/2017



AC Power-line Conducted Emissions Result

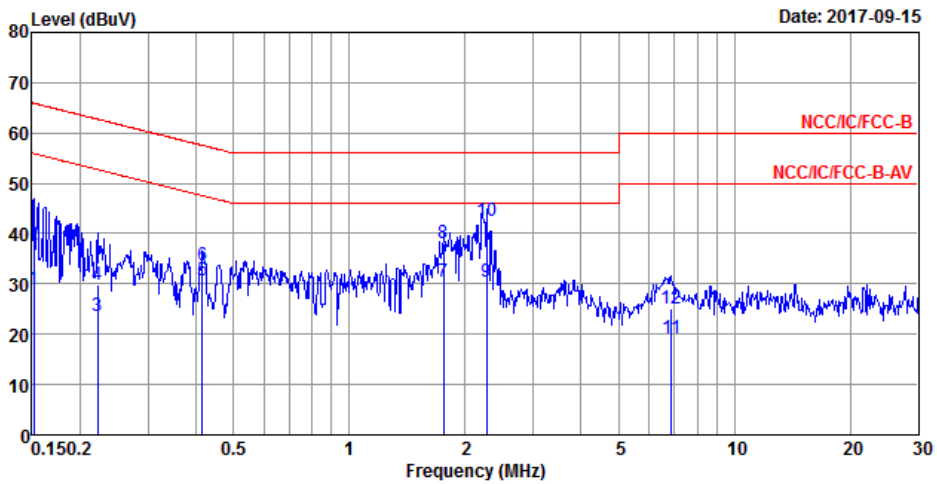
Operating Mode	1	Power Phase	Neutral
Operating Function	USB mode ; BT 2.1+EDR		



	Freq	Level	Over Limit	Limit Line	Read Level	LISM Factor	Cable Loss	Remark
	MHz	dBuV	dB	dBuV	dBuV	dB	dB	
1	0.15403	25.42	-30.36	55.78	15.59	9.61	0.22	Average
2	0.15403	36.58	-29.20	65.78	26.75	9.61	0.22	QP
3	0.41266	25.48	-22.11	47.59	15.75	9.63	0.10	Average
4	0.41266	29.58	-28.01	57.59	19.85	9.63	0.10	QP
5	0.64398	23.94	-22.06	46.00	14.23	9.61	0.10	Average
6	0.64398	29.22	-26.78	56.00	19.51	9.61	0.10	QP
7	2.27258	25.50	-20.50	46.00	15.58	9.66	0.26	Average
8 MAX	2.27258	39.99	-16.01	56.00	30.07	9.66	0.26	QP
9	3.70011	23.07	-22.93	46.00	13.25	9.70	0.12	Average
10	3.70011	27.23	-28.77	56.00	17.41	9.70	0.12	QP
11	6.73334	19.79	-30.21	50.00	9.90	9.73	0.16	Average
12	6.73334	25.13	-34.87	60.00	15.24	9.73	0.16	QP

Note 1: ">20dB" means emission levels that exceed the level of 20 dB below the applicable limit.
 Note 2: "N/F" means Nothing Found emissions (No emissions were detected.)



AC Power-line Conducted Emissions Result																																																																																																																																	
Operating Mode	1	Power Phase	Line																																																																																																																														
Operating Function	USB mode ; BT 2.1+EDR																																																																																																																																
 <p style="text-align: right; font-size: small;">Date: 2017-09-15</p>																																																																																																																																	
<table border="1" style="width: 100%; border-collapse: collapse; font-size: x-small;"> <thead> <tr> <th></th> <th>Freq</th> <th>Level</th> <th>Over Limit</th> <th>Limit Line</th> <th>Read Level</th> <th>LISN Factor</th> <th>Cable Loss</th> <th>Remark</th> </tr> <tr> <th></th> <th>MHz</th> <th>dBuV</th> <th>dB</th> <th>dBuV</th> <th>dBuV</th> <th>dB</th> <th>dB</th> <th></th> </tr> </thead> <tbody> <tr><td>1</td><td>0.15160</td><td>29.04</td><td>-26.87</td><td>55.91</td><td>19.16</td><td>9.66</td><td>0.22</td><td>Average</td></tr> <tr><td>2</td><td>0.15160</td><td>37.87</td><td>-28.04</td><td>65.91</td><td>27.99</td><td>9.66</td><td>0.22</td><td>QP</td></tr> <tr><td>3</td><td>0.22201</td><td>23.74</td><td>-29.00</td><td>52.74</td><td>13.82</td><td>9.65</td><td>0.27</td><td>Average</td></tr> <tr><td>4</td><td>0.22201</td><td>29.77</td><td>-32.97</td><td>62.74</td><td>19.85</td><td>9.65</td><td>0.27</td><td>QP</td></tr> <tr><td>5</td><td>0.41485</td><td>30.74</td><td>-16.81</td><td>47.55</td><td>20.96</td><td>9.68</td><td>0.10</td><td>Average</td></tr> <tr><td>6</td><td>0.41485</td><td>33.77</td><td>-23.78</td><td>57.55</td><td>23.99</td><td>9.68</td><td>0.10</td><td>QP</td></tr> <tr><td>7</td><td>1.75295</td><td>30.43</td><td>-15.57</td><td>46.00</td><td>20.41</td><td>9.76</td><td>0.26</td><td>Average</td></tr> <tr><td>8</td><td>1.75295</td><td>37.95</td><td>-18.05</td><td>56.00</td><td>27.93</td><td>9.76</td><td>0.26</td><td>QP</td></tr> <tr><td>9</td><td>2.27258</td><td>30.45</td><td>-15.55</td><td>46.00</td><td>20.40</td><td>9.79</td><td>0.26</td><td>Average</td></tr> <tr style="border: 2px solid black;"><td>10 MAX</td><td>2.27258</td><td>42.56</td><td>-13.44</td><td>56.00</td><td>32.51</td><td>9.79</td><td>0.26</td><td>QP</td></tr> <tr><td>11</td><td>6.87757</td><td>19.28</td><td>-30.72</td><td>50.00</td><td>9.37</td><td>9.75</td><td>0.16</td><td>Average</td></tr> <tr><td>12</td><td>6.87757</td><td>25.07</td><td>-34.93</td><td>60.00</td><td>15.16</td><td>9.75</td><td>0.16</td><td>QP</td></tr> </tbody> </table>					Freq	Level	Over Limit	Limit Line	Read Level	LISN Factor	Cable Loss	Remark		MHz	dBuV	dB	dBuV	dBuV	dB	dB		1	0.15160	29.04	-26.87	55.91	19.16	9.66	0.22	Average	2	0.15160	37.87	-28.04	65.91	27.99	9.66	0.22	QP	3	0.22201	23.74	-29.00	52.74	13.82	9.65	0.27	Average	4	0.22201	29.77	-32.97	62.74	19.85	9.65	0.27	QP	5	0.41485	30.74	-16.81	47.55	20.96	9.68	0.10	Average	6	0.41485	33.77	-23.78	57.55	23.99	9.68	0.10	QP	7	1.75295	30.43	-15.57	46.00	20.41	9.76	0.26	Average	8	1.75295	37.95	-18.05	56.00	27.93	9.76	0.26	QP	9	2.27258	30.45	-15.55	46.00	20.40	9.79	0.26	Average	10 MAX	2.27258	42.56	-13.44	56.00	32.51	9.79	0.26	QP	11	6.87757	19.28	-30.72	50.00	9.37	9.75	0.16	Average	12	6.87757	25.07	-34.93	60.00	15.16	9.75	0.16	QP
	Freq	Level	Over Limit	Limit Line	Read Level	LISN Factor	Cable Loss	Remark																																																																																																																									
	MHz	dBuV	dB	dBuV	dBuV	dB	dB																																																																																																																										
1	0.15160	29.04	-26.87	55.91	19.16	9.66	0.22	Average																																																																																																																									
2	0.15160	37.87	-28.04	65.91	27.99	9.66	0.22	QP																																																																																																																									
3	0.22201	23.74	-29.00	52.74	13.82	9.65	0.27	Average																																																																																																																									
4	0.22201	29.77	-32.97	62.74	19.85	9.65	0.27	QP																																																																																																																									
5	0.41485	30.74	-16.81	47.55	20.96	9.68	0.10	Average																																																																																																																									
6	0.41485	33.77	-23.78	57.55	23.99	9.68	0.10	QP																																																																																																																									
7	1.75295	30.43	-15.57	46.00	20.41	9.76	0.26	Average																																																																																																																									
8	1.75295	37.95	-18.05	56.00	27.93	9.76	0.26	QP																																																																																																																									
9	2.27258	30.45	-15.55	46.00	20.40	9.79	0.26	Average																																																																																																																									
10 MAX	2.27258	42.56	-13.44	56.00	32.51	9.79	0.26	QP																																																																																																																									
11	6.87757	19.28	-30.72	50.00	9.37	9.75	0.16	Average																																																																																																																									
12	6.87757	25.07	-34.93	60.00	15.16	9.75	0.16	QP																																																																																																																									
<p>Note 1: ">20dB" means emission levels that exceed the level of 20 dB below the applicable limit. Note 2: "N/F" means Nothing Found emissions (No emissions were detected.)</p>																																																																																																																																	



Summary

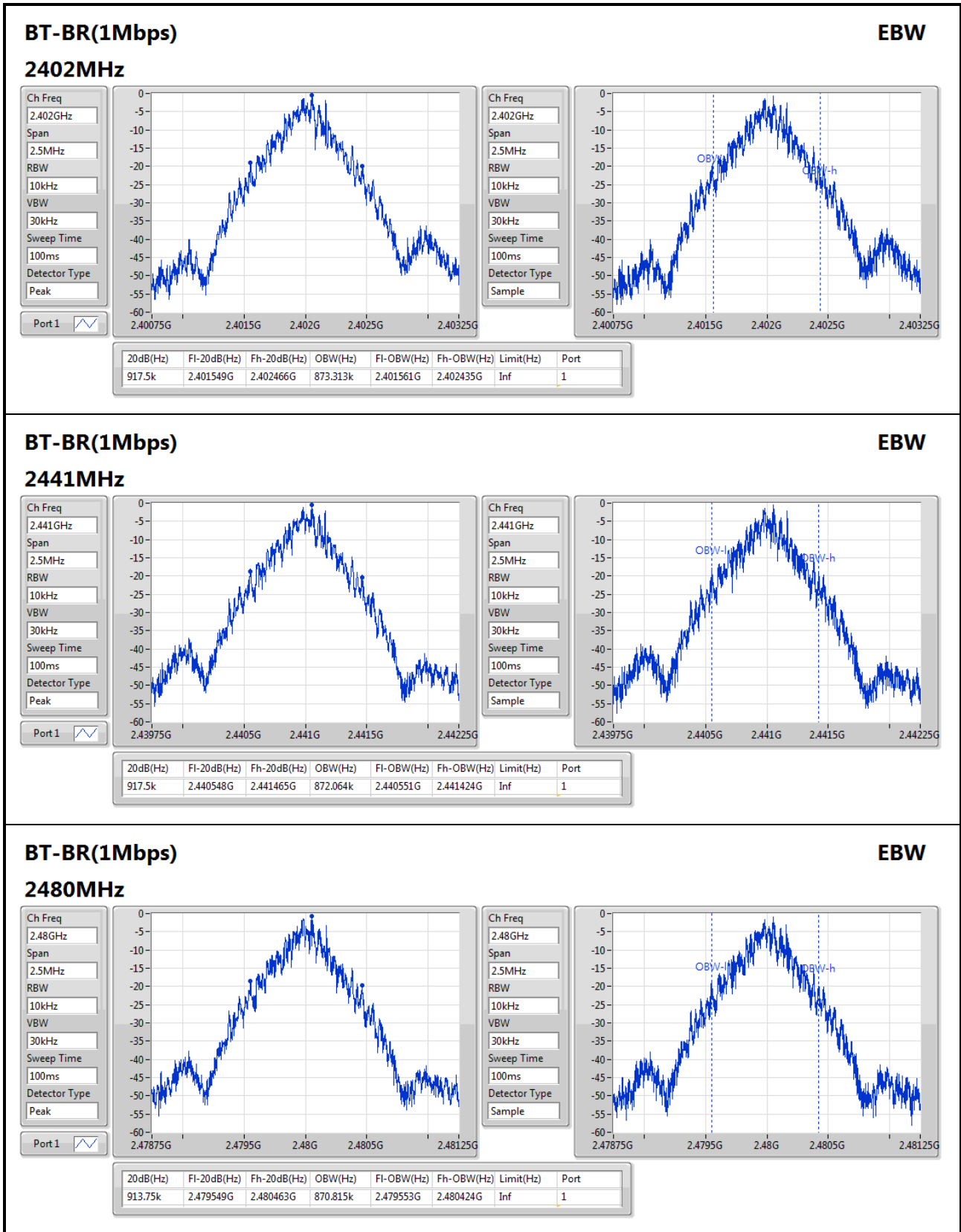
Mode	Max-N dB (Hz)	Max-OBW (Hz)	ITU-Code	Min-N dB (Hz)	Min-OBW (Hz)
2.4-2.4835GHz	-	-	-	-	-
BT-BR(1Mbps)	917.5k	873.313k	873KF1D	913.75k	870.815k
BT-EDR(2Mbps)	1.278M	1.213M	1M21G1D	1.258M	1.209M
BT-EDR(3Mbps)	1.255M	1.216M	1M22G1D	1.25M	1.212M

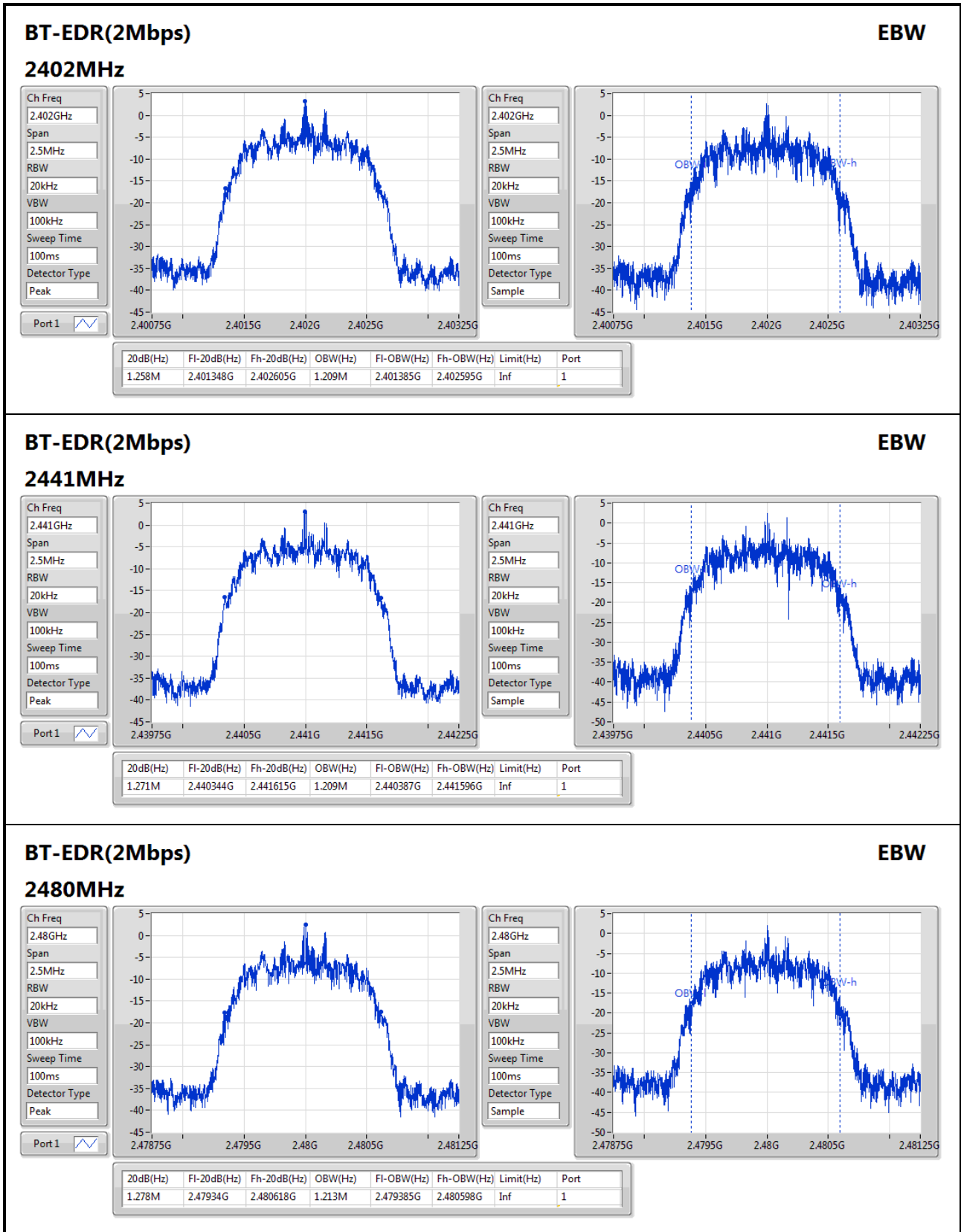
Max-N dB = Maximum 20dB down bandwidth; **Max-OBW** = Maximum 99% occupied bandwidth;
Min-N dB = Minimum 20dB down bandwidth; **Min-OBW** = Minimum 99% occupied bandwidth;

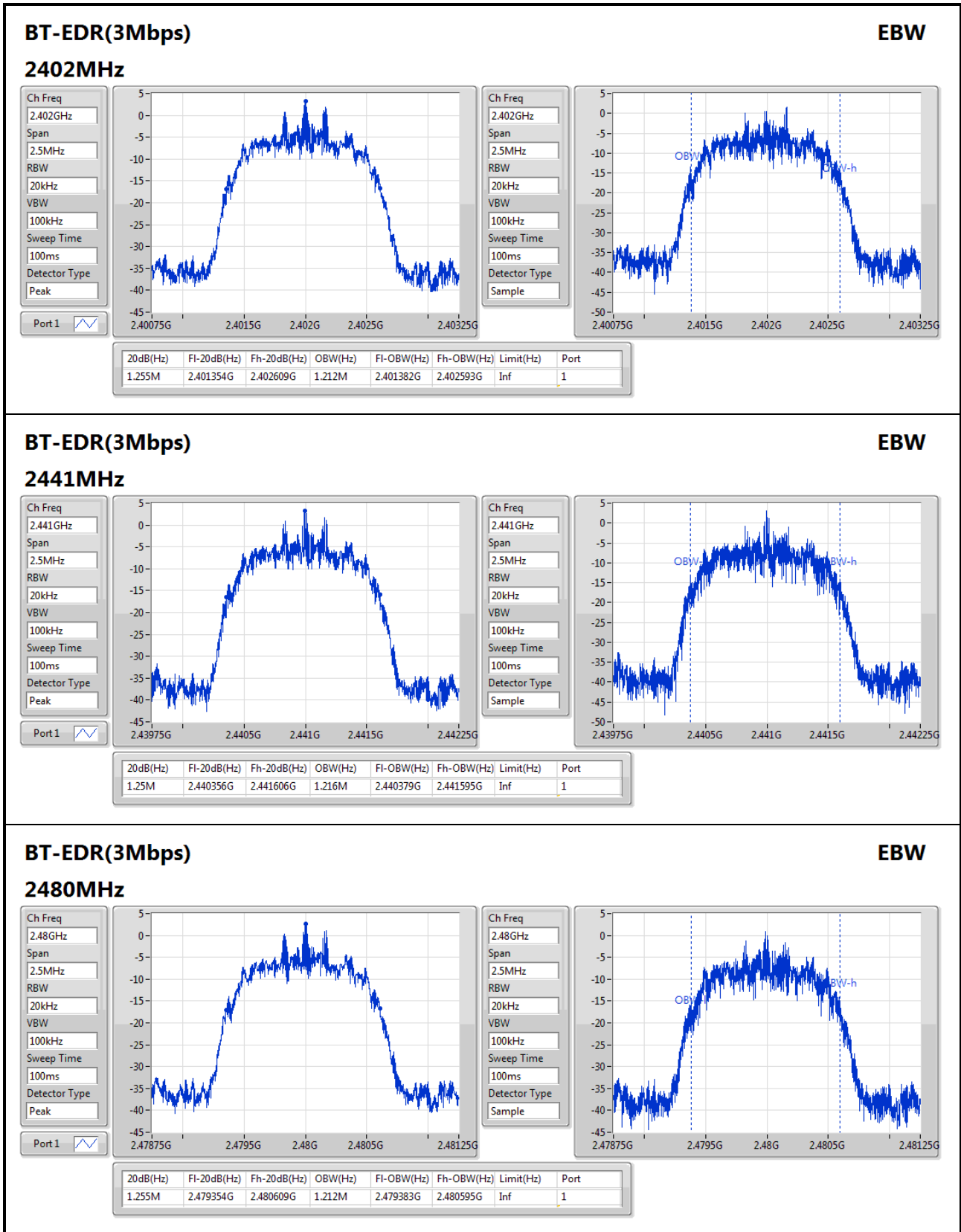
Result

Mode	Result	Limit (Hz)	Port 1-N dB (Hz)	Port 1-OBW (Hz)
BT-BR(1Mbps)	-	-	-	-
2402MHz_TnomVnom	Pass	Inf	917.5k	873.313k
2441MHz_TnomVnom	Pass	Inf	917.5k	872.064k
2480MHz_TnomVnom	Pass	Inf	913.75k	870.815k
BT-EDR(2Mbps)	-	-	-	-
2402MHz_TnomVnom	Pass	Inf	1.258M	1.209M
2441MHz_TnomVnom	Pass	Inf	1.271M	1.209M
2480MHz_TnomVnom	Pass	Inf	1.278M	1.213M
BT-EDR(3Mbps)	-	-	-	-
2402MHz_TnomVnom	Pass	Inf	1.255M	1.212M
2441MHz_TnomVnom	Pass	Inf	1.25M	1.216M
2480MHz_TnomVnom	Pass	Inf	1.255M	1.212M

Port X-N dB = Port X 20dB down bandwidth; **Port X-OBW** = Port X 99% occupied bandwidth;







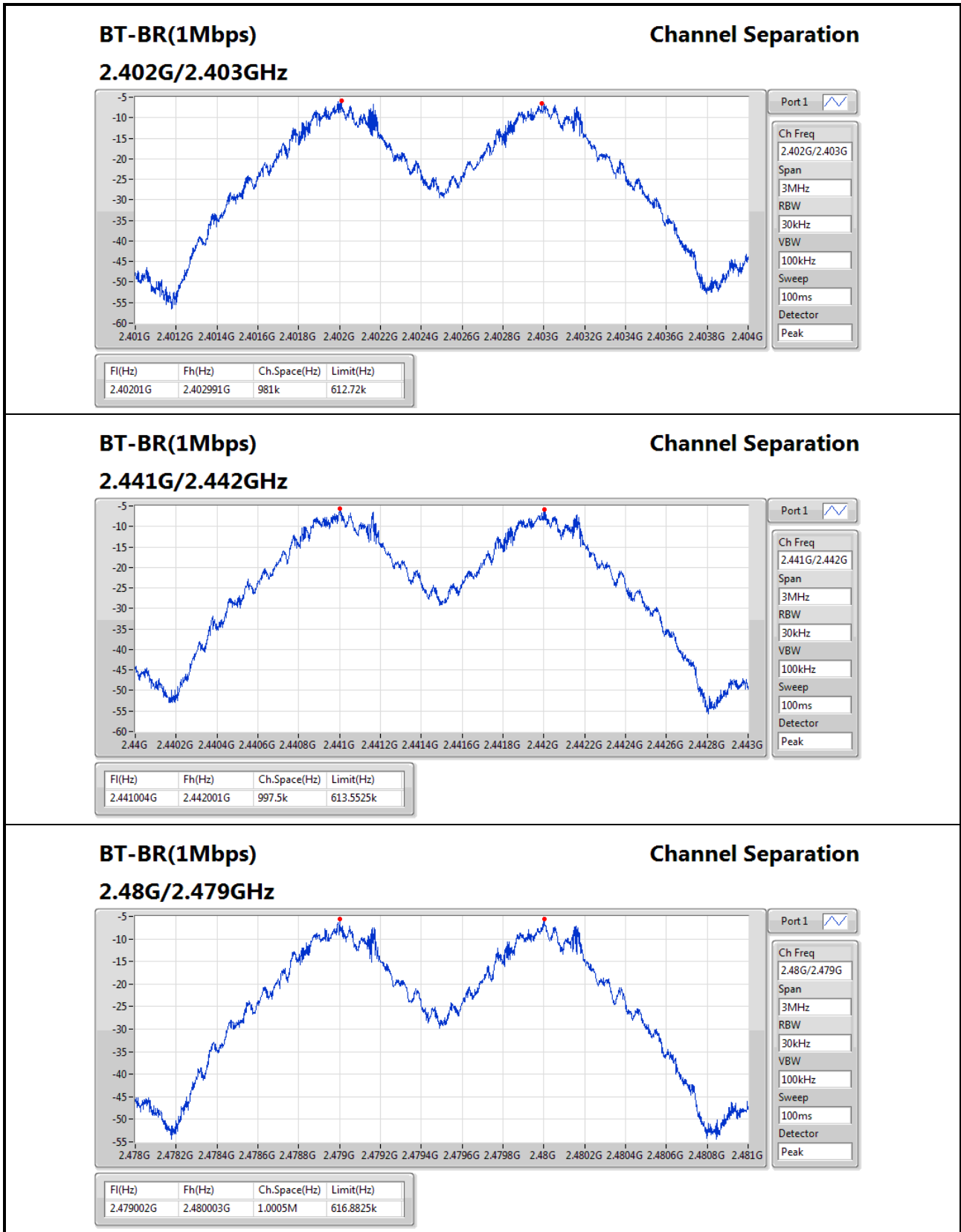


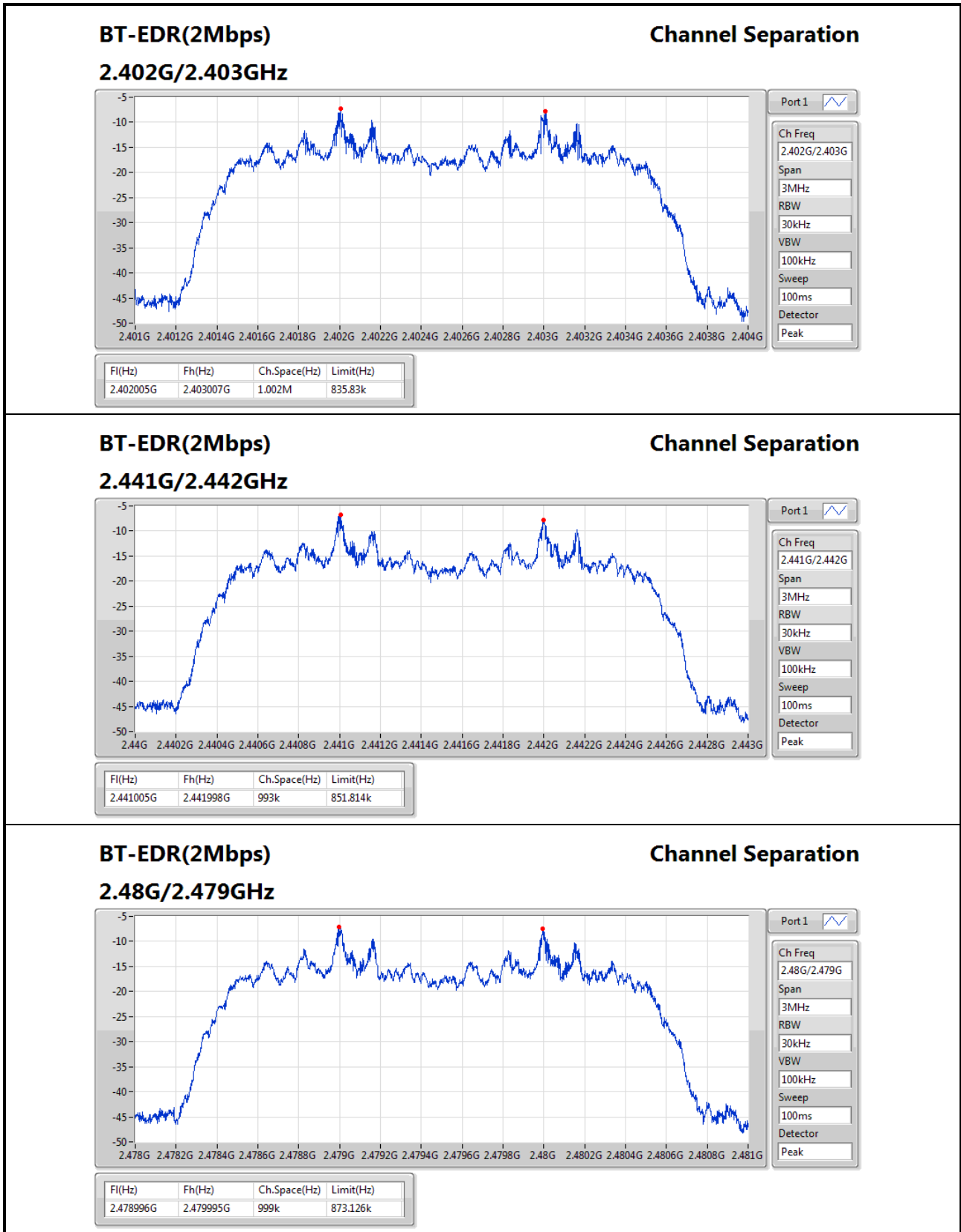
Summary

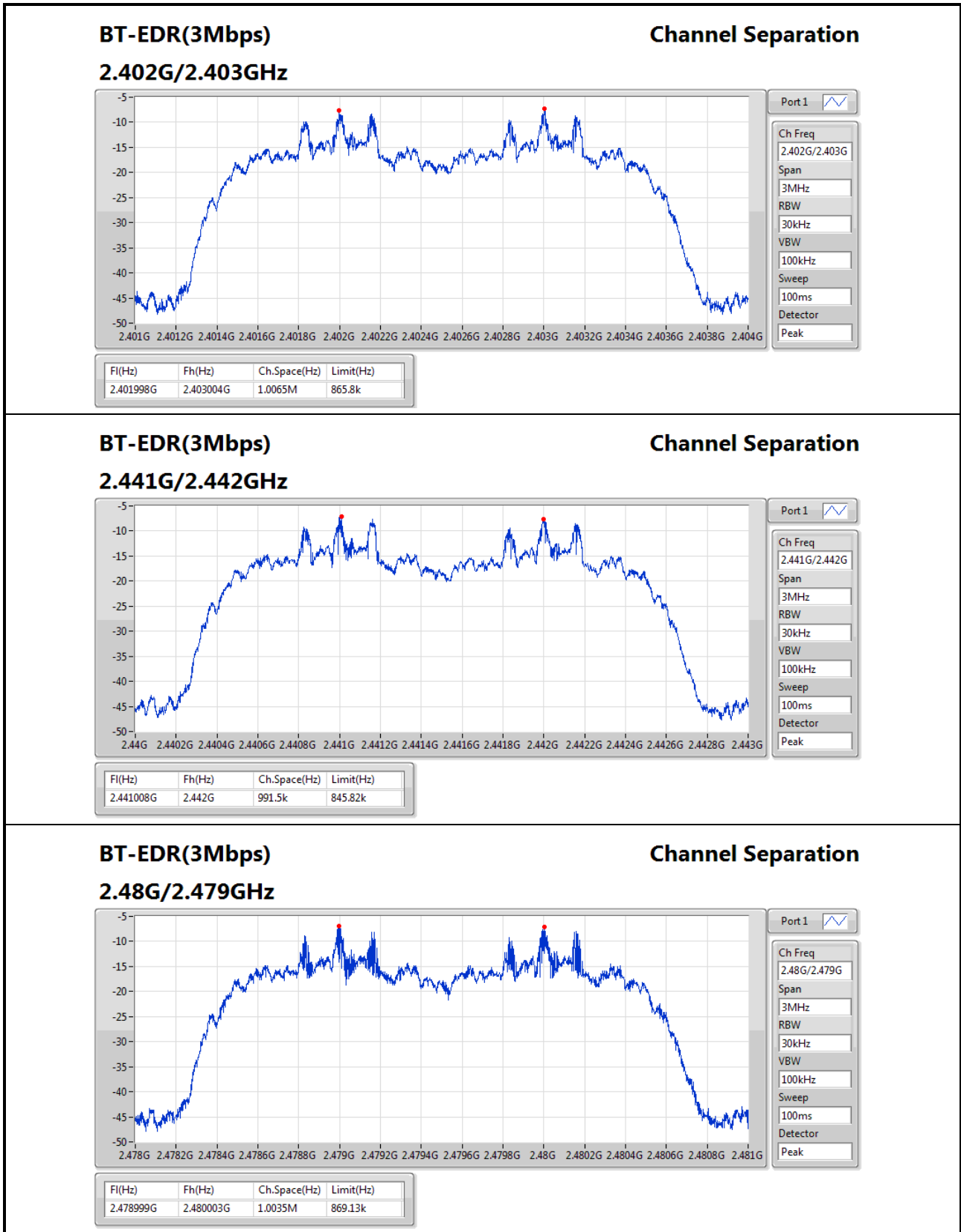
Mode	Max-Space (Hz)	Min-Space (Hz)
2.4-2.4835GHz	-	-
BT-BR(1Mbps)	1.0005M	997.5k
BT-EDR(2Mbps)	1.002M	993k
BT-EDR(3Mbps)	1.0065M	991.5k

Result

Mode	Result	Fl (Hz)	Fh (Hz)	Ch.Space (Hz)	Limit (Hz)
BT-BR(1Mbps)	-	-	-	-	-
2402MHz_TnomVnom	Pass	2.402001G	2.403G	999k	669.996k
2441MHz_TnomVnom	Pass	2.441004G	2.442001G	997.5k	613.5525k
2480MHz_TnomVnom	Pass	2.479002G	2.480003G	1.0005M	616.8825k
BT-EDR(2Mbps)	-	-	-	-	-
2402MHz_TnomVnom	Pass	2.402005G	2.403007G	1.002M	835.83k
2441MHz_TnomVnom	Pass	2.441005G	2.441998G	993k	851.814k
2480MHz_TnomVnom	Pass	2.478996G	2.479995G	999k	873.126k
BT-EDR(3Mbps)	-	-	-	-	-
2402MHz_TnomVnom	Pass	2.401998G	2.403004G	1.0065M	865.8k
2441MHz_TnomVnom	Pass	2.441008G	2.442G	991.5k	845.82k
2480MHz_TnomVnom	Pass	2.478999G	2.480003G	1.0035M	869.13k









Summary

Mode	Power (dBm)	Power (W)
2.4-2.4835GHz	-	-
BT-BR(1Mbps)	5.83	0.00383
BT-EDR(2Mbps)	7.42	0.00552
BT-EDR(3Mbps)	7.72	0.00592

Result

Mode	Result	Gain (dBi)	Power (dBm)	Power Limit (dBm)
BT-BR(1Mbps)	-	-	-	-
2402MHz	Pass	0.83	5.80	21.00
2441MHz	Pass	0.83	5.83	21.00
2480MHz	Pass	0.83	5.70	21.00
BT-EDR(2Mbps)	-	-	-	-
2402MHz	Pass	0.83	7.41	21.00
2441MHz	Pass	0.83	7.42	21.00
2480MHz	Pass	0.83	6.52	21.00
BT-EDR(3Mbps)	-	-	-	-
2402MHz	Pass	0.83	7.68	21.00
2441MHz	Pass	0.83	7.72	21.00
2480MHz	Pass	0.83	6.74	21.00



Summary

Mode	Power (dBm)	Power (W)
2.4-2.4835GHz	-	-
BT-BR(1Mbps)	5.15	0.00327
BT-EDR(2Mbps)	5.14	0.00327
BT-EDR(3Mbps)	5.14	0.00327

Result

Mode	Result	Gain (dBi)	Power (dBm)	Power Limit (dBm)
BT-BR(1Mbps)	-	-	-	-
2402MHz	Pass	0.83	5.08	21.00
2441MHz	Pass	0.83	5.15	21.00
2480MHz	Pass	0.83	5.10	21.00
BT-EDR(2Mbps)	-	-	-	-
2402MHz	Pass	0.83	5.11	21.00
2441MHz	Pass	0.83	5.14	21.00
2480MHz	Pass	0.83	4.60	21.00
BT-EDR(3Mbps)	-	-	-	-
2402MHz	Pass	0.83	5.10	21.00
2441MHz	Pass	0.83	5.14	21.00
2480MHz	Pass	0.83	4.61	21.00

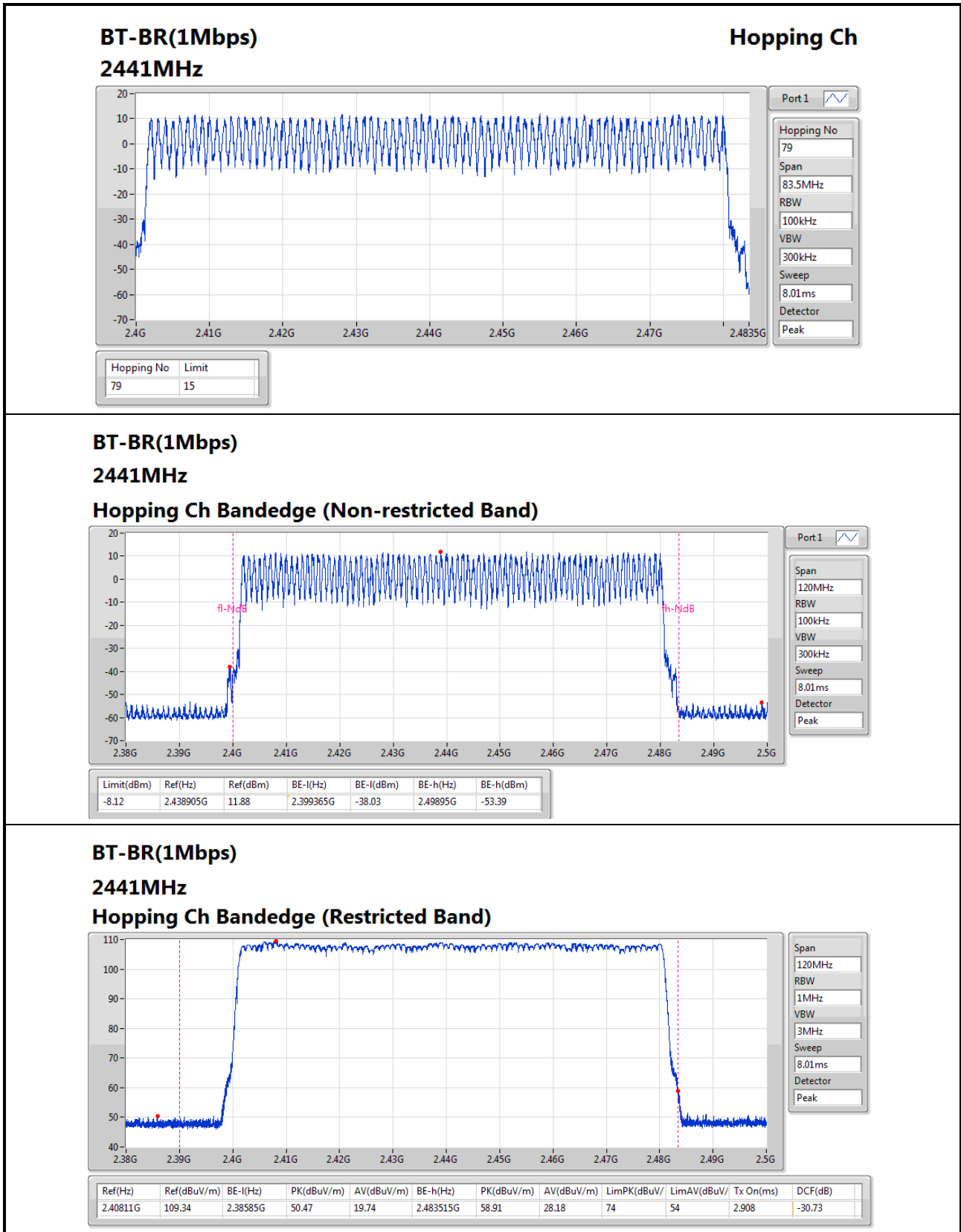


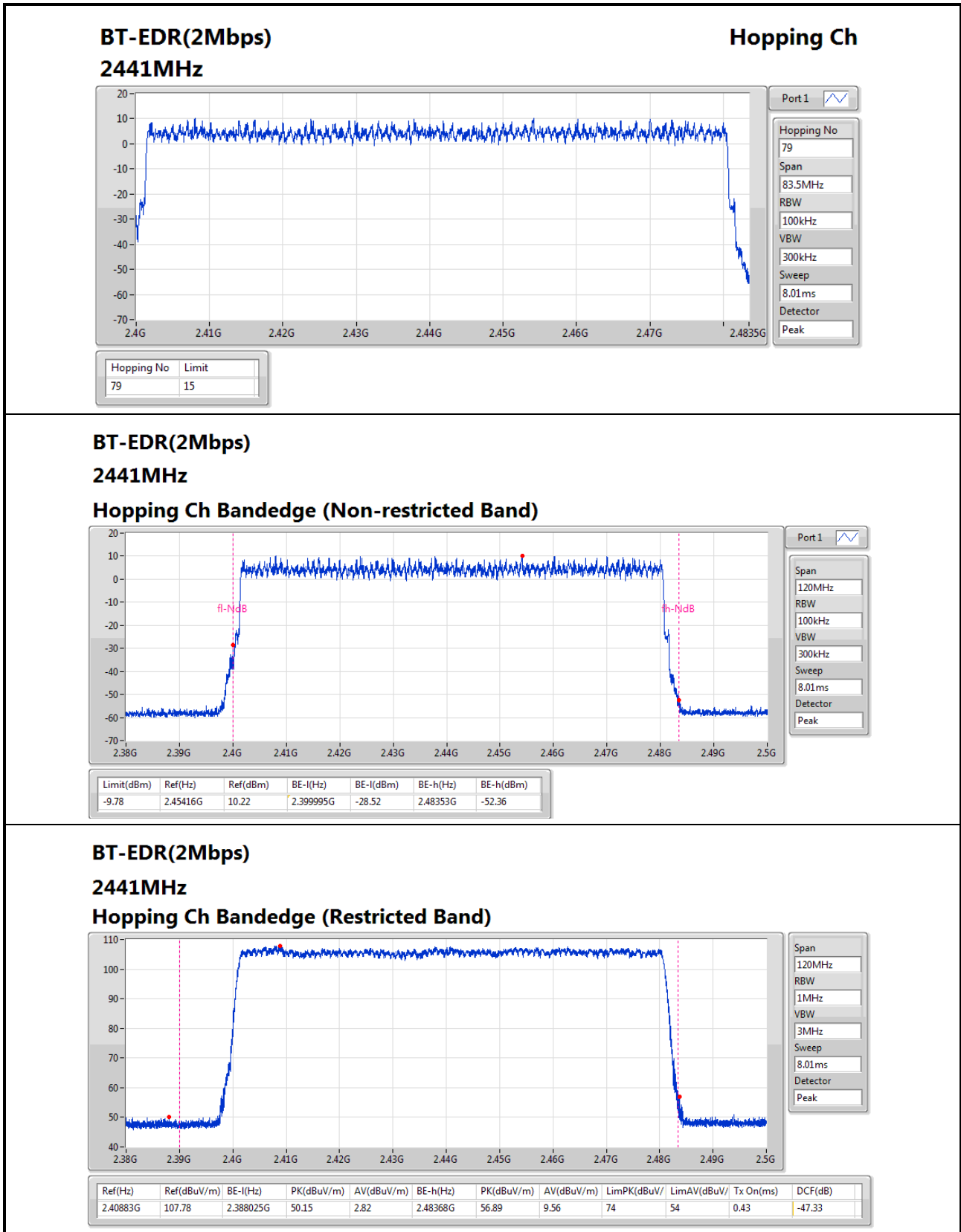
Summary

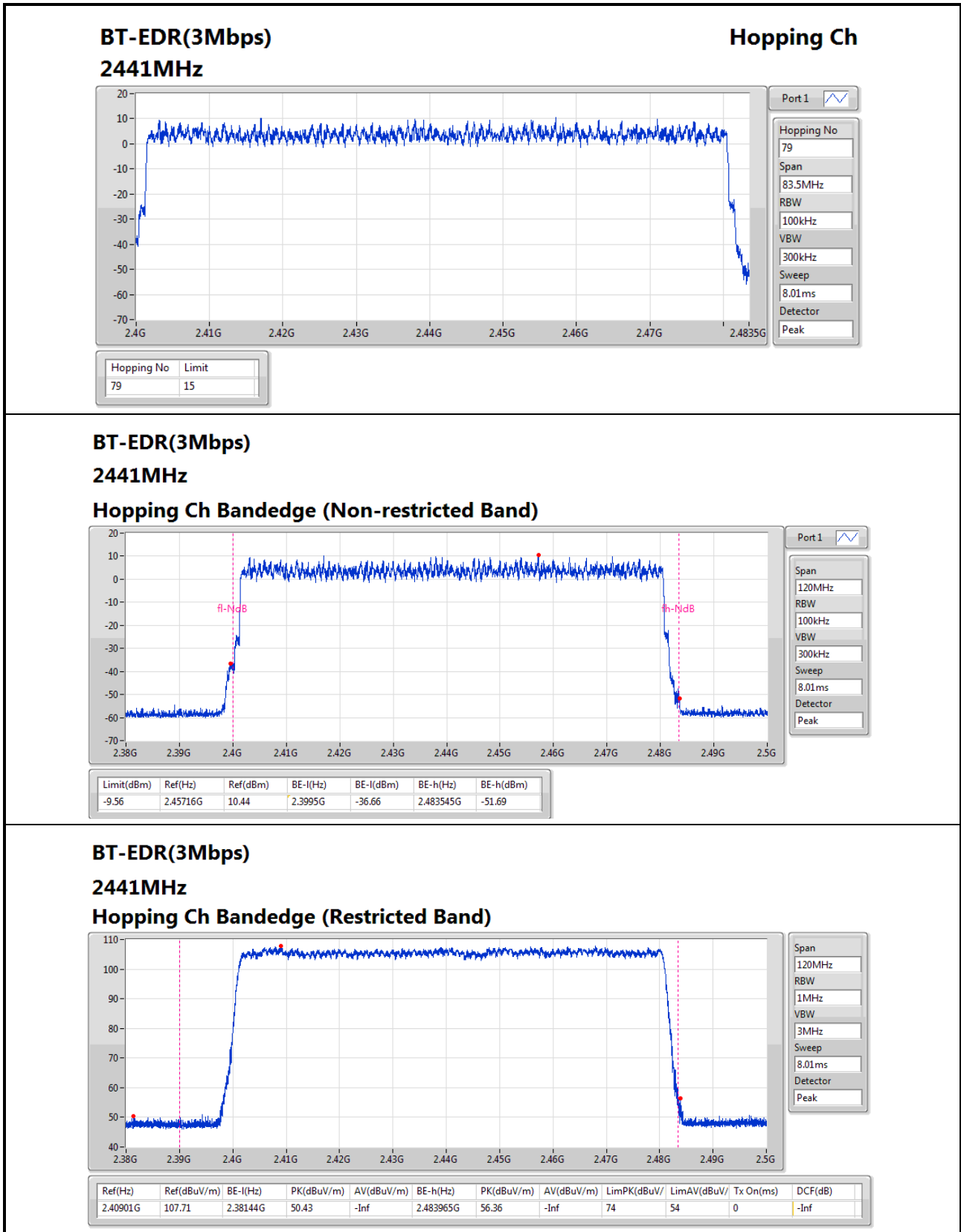
Mode	Max-Hop No
2.4-2.4835GHz	-
BT-BR(1Mbps)	79
BT-EDR(2Mbps)	79
BT-EDR(3Mbps)	79

Result

Mode	Result	Hopping No	Limit
BT-BR(1Mbps)	-	-	-
2441MHz_TnomVnom	Pass	79	15
BT-EDR(2Mbps)	-	-	-
2441MHz_TnomVnom	Pass	79	15
BT-EDR(3Mbps)	-	-	-
2441MHz_TnomVnom	Pass	79	15







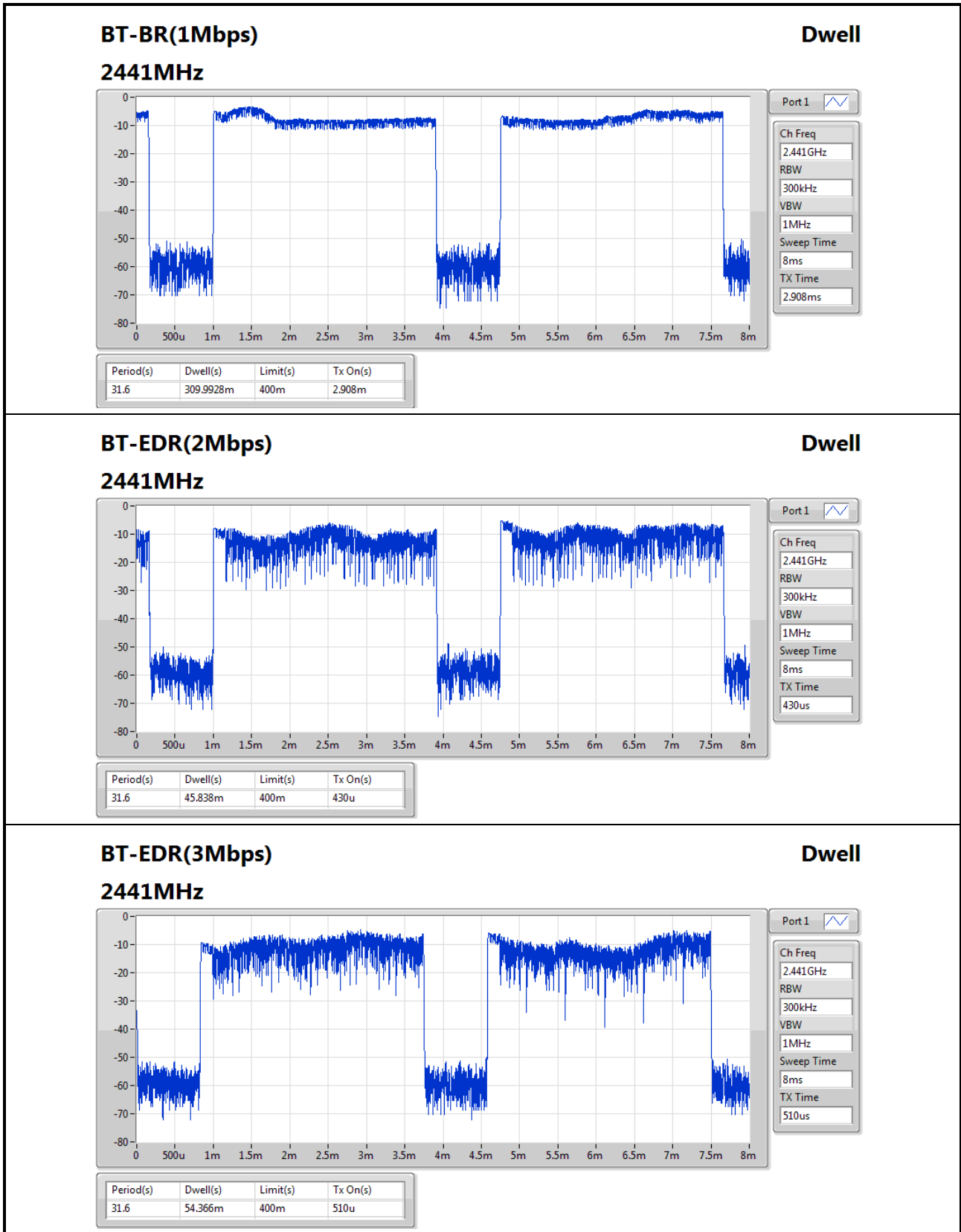


Summary

Mode	Max-Dwell (s)
2.4-2.4835GHz	-
BT-BR(1Mbps)	309.9928m
BT-EDR(2Mbps)	45.838m
BT-EDR(3Mbps)	54.366m

Result

Mode	Result	Period (s)	Dwell (s)	Limit (s)	Tx On (s)
BT-BR(1Mbps)	-	-	-	-	-
2441MHz_TnomVnom	Pass	31.6	309.9928m	400m	2.908m
BT-EDR(2Mbps)	-	-	-	-	-
2441MHz_TnomVnom	Pass	31.6	45.838m	400m	430u
BT-EDR(3Mbps)	-	-	-	-	-
2441MHz_TnomVnom	Pass	31.6	54.366m	400m	510u



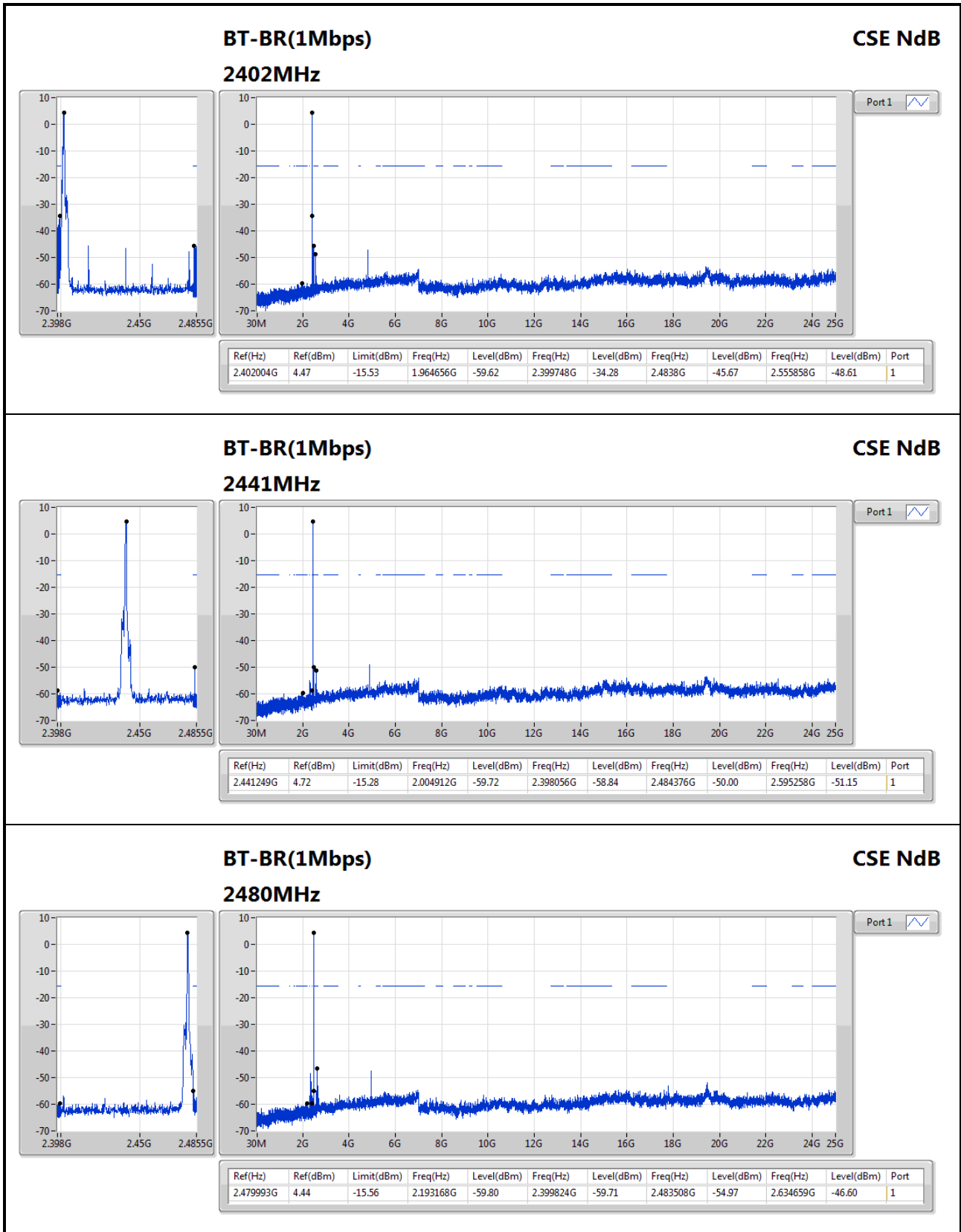


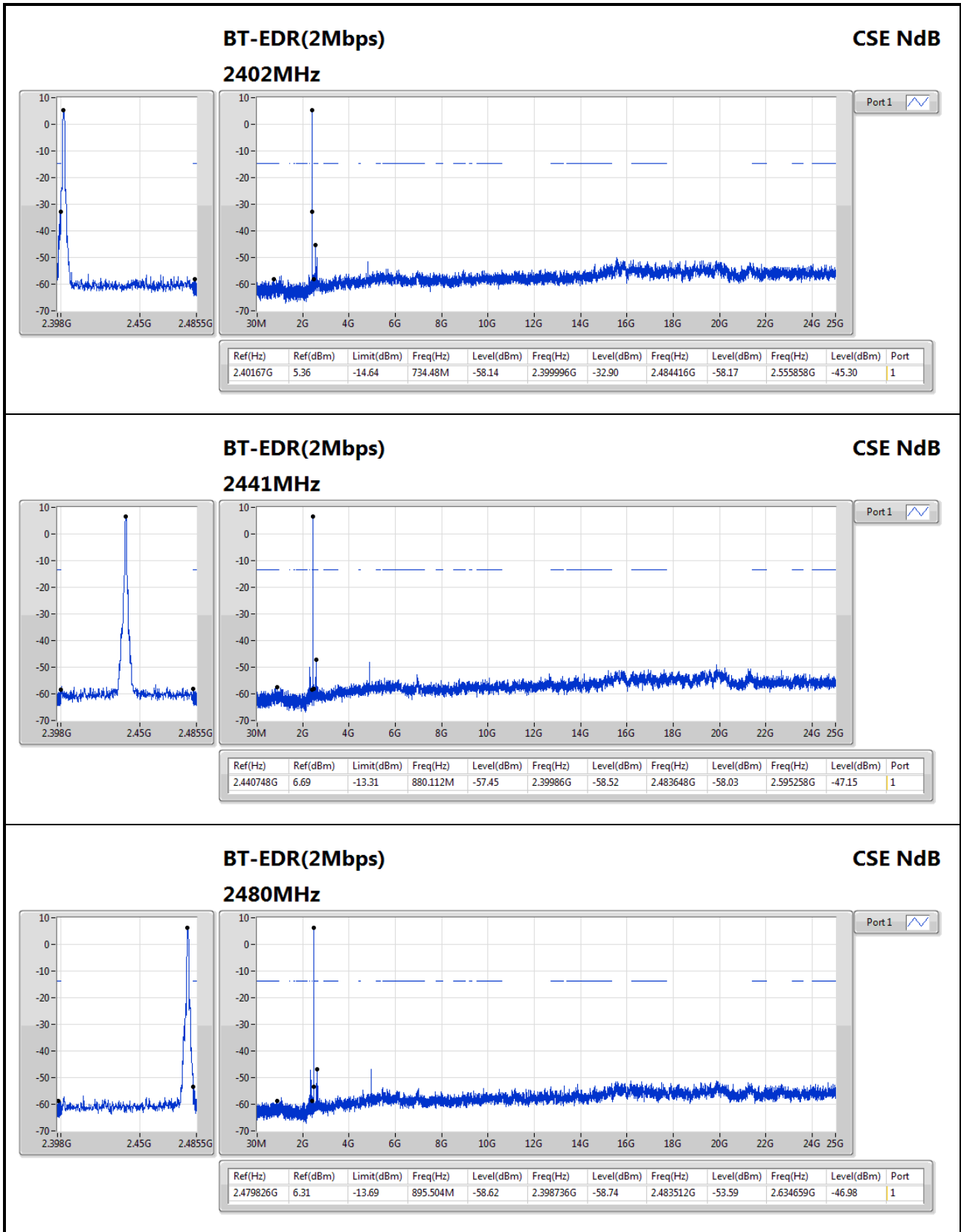
Summary

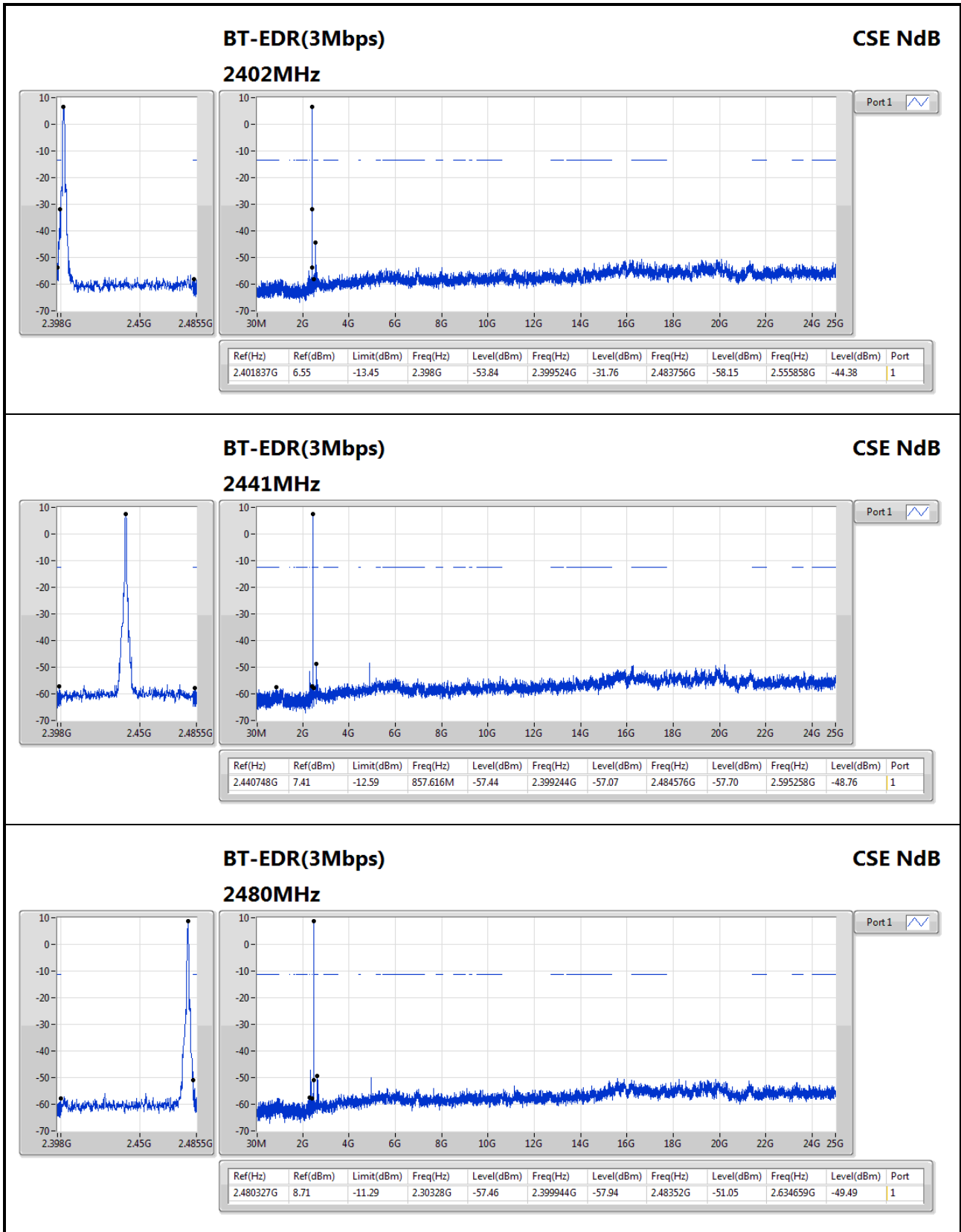
Mode	Result	Ref (Hz)	Ref (dBm)	Limit (dBm)	Freq (Hz)	Level (dBm)	Freq (Hz)	Level (dBm)	Freq (Hz)	Level (dBm)	Freq (Hz)	Level (dBm)	Port
2.4-2.4835GHz	-	-	-	-	-	-	-	-	-	-	-	-	-
BT-BR(1Mbps)	Pass	2.402004G	4.47	-15.53	1.964656G	-59.62	2.399748G	-34.28	2.4838G	-45.67	2.555858G	-48.61	1
BT-EDR(2Mbps)	Pass	2.40167G	5.36	-14.64	734.48M	-58.14	2.399996G	-32.90	2.484416G	-58.17	2.555858G	-45.30	1
BT-EDR(3Mbps)	Pass	2.401837G	6.55	-13.45	2.398G	-53.84	2.399524G	-31.76	2.483756G	-58.15	2.555858G	-44.38	1

Result

Mode	Result	Ref (Hz)	Ref (dBm)	Limit (dBm)	Freq (Hz)	Level (dBm)	Freq (Hz)	Level (dBm)	Freq (Hz)	Level (dBm)	Freq (Hz)	Level (dBm)	Port
BT-BR(1Mbps)	-	-	-	-	-	-	-	-	-	-	-	-	-
2402MHz_TnomVnom	Pass	2.402004G	4.47	-15.53	1.964656G	-59.62	2.399748G	-34.28	2.4838G	-45.67	2.555858G	-48.61	1
2441MHz_TnomVnom	Pass	2.441249G	4.72	-15.28	2.004912G	-59.72	2.398056G	-58.84	2.484376G	-50.00	2.595258G	-51.15	1
2480MHz_TnomVnom	Pass	2.479993G	4.44	-15.56	2.193168G	-59.80	2.399824G	-59.71	2.483508G	-54.97	2.634659G	-46.60	1
BT-EDR(2Mbps)	-	-	-	-	-	-	-	-	-	-	-	-	-
2402MHz_TnomVnom	Pass	2.40167G	5.36	-14.64	734.48M	-58.14	2.399996G	-32.90	2.484416G	-58.17	2.555858G	-45.30	1
2441MHz_TnomVnom	Pass	2.440748G	6.69	-13.31	880.112M	-57.45	2.39986G	-58.52	2.483648G	-58.03	2.595258G	-47.15	1
2480MHz_TnomVnom	Pass	2.479826G	6.31	-13.69	895.504M	-58.62	2.398736G	-58.74	2.483512G	-53.59	2.634659G	-46.98	1
BT-EDR(3Mbps)	-	-	-	-	-	-	-	-	-	-	-	-	-
2402MHz_TnomVnom	Pass	2.401837G	6.55	-13.45	2.398G	-53.84	2.399524G	-31.76	2.483756G	-58.15	2.555858G	-44.38	1
2441MHz_TnomVnom	Pass	2.440748G	7.41	-12.59	857.616M	-57.44	2.399244G	-57.07	2.484576G	-57.70	2.595258G	-48.76	1
2480MHz_TnomVnom	Pass	2.480327G	8.71	-11.29	2.30328G	-57.46	2.399944G	-57.94	2.48352G	-51.05	2.634659G	-49.49	1









Summary

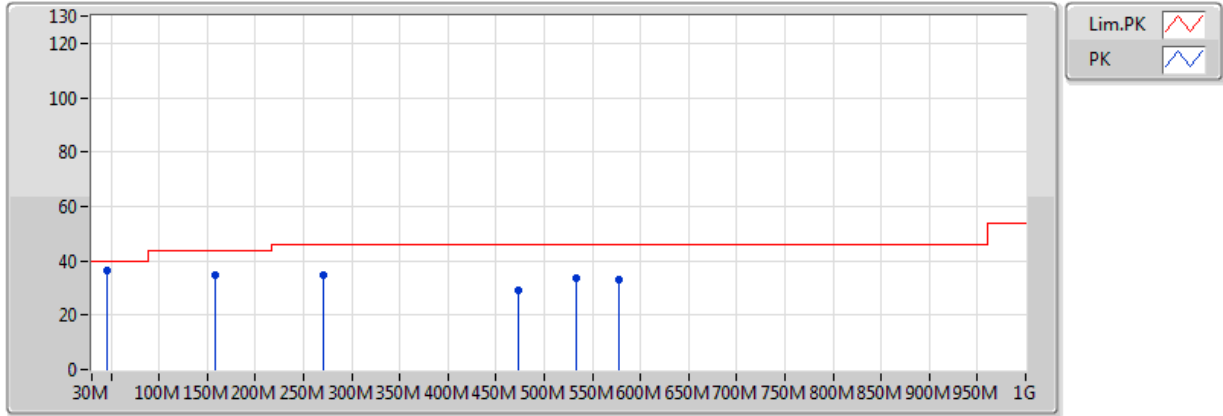
Mode	Result	Type	Freq (Hz)	Level (dBuV/m)	Limit (dBuV/m)	Margin (dB)	Factor (dB)	Dist (m)	Condition	Azimuth (°)	Height (m)	Comments
2.4-2.4835GHz	-	-	-	-	-	-	-	-	-	-	-	-
BT-EDR(3Mbps)	Pass	PK	95.96M	40.43	43.50	-3.07	-11.17	3	Horizontal	0	1.00	-



Result

Mode	Result	Type	Freq (Hz)	Level (dBuV/m)	Limit (dBuV/m)	Margin (dB)	Factor (dB)	Dist (m)	Condition	Azimuth (°)	Height (m)	Comments
BT-EDR(3Mbps)	-	-	-	-	-	-	-	-	-	-	-	-
2441MHz	Pass	PK	66.86M	36.86	40.00	-3.14	-14.93	3	Horizontal	0	1.00	-
2441MHz	Pass	PK	95.96M	40.43	43.50	-3.07	-11.17	3	Horizontal	0	1.00	-
2441MHz	Pass	PK	123.12M	40.39	43.50	-3.11	-8.90	3	Horizontal	0	1.00	-
2441MHz	Pass	PK	301.6M	31.78	46.00	-14.22	-6.39	3	Horizontal	0	1.00	-
2441MHz	Pass	PK	350.1M	29.80	46.00	-16.20	-5.52	3	Horizontal	0	1.00	-
2441MHz	Pass	PK	480.08M	30.01	46.00	-15.99	-2.79	3	Horizontal	0	1.00	-
2441MHz	Pass	PK	45.52M	36.58	40.00	-3.42	-11.84	3	Vertical	360	1.00	-
2441MHz	Pass	PK	158.04M	34.93	43.50	-8.57	-10.50	3	Vertical	360	1.00	-
2441MHz	Pass	PK	270.56M	35.00	46.00	-11.00	-7.00	3	Vertical	360	1.00	-
2441MHz	Pass	PK	472.32M	29.37	46.00	-16.63	-2.88	3	Vertical	360	1.00	-
2441MHz	Pass	PK	532.46M	33.71	46.00	-12.29	-1.61	3	Vertical	360	1.00	-
2441MHz	Pass	PK	577.08M	32.85	46.00	-13.15	-1.17	3	Vertical	360	1.00	-

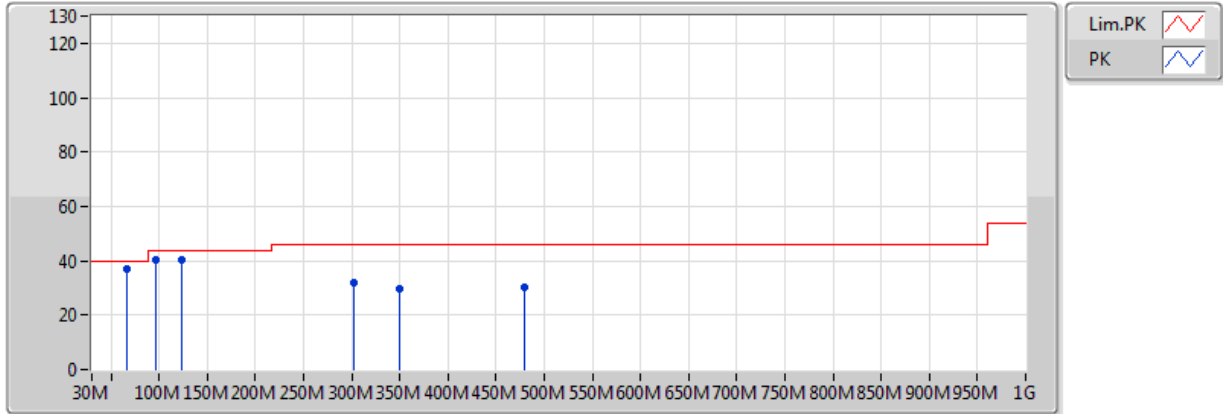
BT-EDR(3Mbps) 2441MHz_USB Charging



EUT = Z

Type	Freq (Hz)	Level (dBuV/m)	Limit (dBuV/m)	Margin (dB)	Factor (dB)	Dist (m)	Condition	Azimuth (°)	Height (m)	Comments	Raw (dBuV)	AF (dB)	CL (dB)	PA (dB)
PK	45.52M	36.58	40.00	-3.42	-11.84	3	Vertical	360	1.00	-	48.42	14.78	1.00	27.62
PK	158.04M	34.93	43.50	-8.57	-10.50	3	Vertical	360	1.00	-	45.43	15.15	1.94	27.60
PK	270.56M	35.00	46.00	-11.00	-7.00	3	Vertical	360	1.00	-	42.00	17.93	2.33	27.27
PK	472.32M	29.37	46.00	-16.63	-2.88	3	Vertical	360	1.00	-	32.25	22.14	3.31	28.34
PK	532.46M	33.71	46.00	-12.29	-1.61	3	Vertical	360	1.00	-	35.32	23.37	3.53	28.51
PK	577.08M	32.85	46.00	-13.15	-1.17	3	Vertical	360	1.00	-	34.02	23.74	3.63	28.55

BT-EDR(3Mbps) 2441MHz_USB Charging



EUT = Z

Type	Freq (Hz)	Level (dBuV/m)	Limit (dBuV/m)	Margin (dB)	Factor (dB)	Dist (m)	Condition	Azimuth (°)	Height (m)	Comments	Raw (dBuV)	AF (dB)	CL (dB)	PA (dB)
PK	66.86M	36.86	40.00	-3.14	-14.93	3	Horizontal	0	1.00	-	51.79	11.49	1.22	27.64
PK	95.96M	40.43	43.50	-3.07	-11.17	3	Horizontal	0	1.00	-	51.60	15.16	1.46	27.79
PK	123.12M	40.39	43.50	-3.11	-8.90	3	Horizontal	0	1.00	-	49.29	17.18	1.64	27.73
PK	301.6M	31.78	46.00	-14.22	-6.39	3	Horizontal	0	1.00	-	38.17	18.29	2.53	27.21
PK	350.1M	29.80	46.00	-16.20	-5.52	3	Horizontal	0	1.00	-	35.32	19.46	2.60	27.58
PK	480.08M	30.01	46.00	-15.99	-2.79	3	Horizontal	0	1.00	-	32.80	22.26	3.33	28.38



Summary

Mode	Result	Type	Freq (Hz)	Level (dBuV/m)	Limit (dBuV/m)	Margin (dB)	Factor (dB)	Dist (m)	Condition	Azimuth (°)	Height (m)	Comments
2.4-2.4835GHz	-	-	-	-	-	-	-	-	-	-	-	-
BT-BR(1Mbps)	Pass	PK	4.88196G	64.82	74.00	-9.18	2.34	3	Horizontal	145	1.37	-
BT-EDR(2Mbps)	Pass	PK	4.881971G	64.68	74.00	-9.32	2.34	3	Horizontal	145	1.37	-
BT-EDR(3Mbps)	Pass	PK	4.88196G	64.56	74.00	-9.44	2.34	3	Horizontal	21	1.03	-



Result

Mode	Result	Type	Freq (Hz)	Level (dBuV/m)	Limit (dBuV/m)	Margin (dB)	Factor (dB)	Dist (m)	Condition	Azimuth (°)	Height (m)	Comments
BT-BR(1Mbps)	-	-	-	-	-	-	-	-	-	-	-	-
2402MHz	Pass	AV	2.39G	34.55	54.00	-19.45	30.93	3	Horizontal	216	1.50	-
2402MHz	Pass	AV	2.402G	71.93	Inf	-Inf	30.98	3	Horizontal	216	1.50	-
2402MHz	Pass	PK	2.39G	57.05	74.00	-16.95	30.93	3	Horizontal	216	1.50	-
2402MHz	Pass	PK	2.402G	94.43	Inf	-Inf	30.98	3	Horizontal	216	1.50	-
2402MHz	Pass	AV	2.382G	34.14	54.00	-19.86	30.91	3	Vertical	167	1.90	-
2402MHz	Pass	AV	2.402G	71.80	Inf	-Inf	30.98	3	Vertical	167	1.90	-
2402MHz	Pass	PK	2.382G	56.64	74.00	-17.36	30.91	3	Vertical	167	1.90	-
2402MHz	Pass	PK	2.402G	94.30	Inf	-Inf	30.98	3	Vertical	167	1.90	-
2402MHz	Pass	AV	4.80396G	39.29	54.00	-14.71	2.10	3	Horizontal	146	1.05	-
2402MHz	Pass	PK	4.80396G	61.79	74.00	-12.21	2.10	3	Horizontal	146	1.05	-
2402MHz	Pass	AV	4.80401G	39.11	54.00	-14.89	2.10	3	Vertical	148	3.16	-
2402MHz	Pass	PK	4.80401G	61.61	74.00	-12.39	2.10	3	Vertical	148	3.16	-
2441MHz	Pass	AV	2.3814G	33.25	54.00	-20.75	30.90	3	Horizontal	218	1.59	-
2441MHz	Pass	AV	2.441G	76.08	Inf	-Inf	31.12	3	Horizontal	218	1.59	-
2441MHz	Pass	AV	2.485G	33.74	54.00	-20.26	31.28	3	Horizontal	218	1.59	-
2441MHz	Pass	PK	2.3814G	55.75	74.00	-18.25	30.90	3	Horizontal	218	1.59	-
2441MHz	Pass	PK	2.441G	98.58	Inf	-Inf	31.12	3	Horizontal	218	1.59	-
2441MHz	Pass	PK	2.485G	56.24	74.00	-17.76	31.28	3	Horizontal	218	1.59	-
2441MHz	Pass	AV	2.3782G	33.40	54.00	-20.60	30.89	3	Vertical	74	1.33	-
2441MHz	Pass	AV	2.441G	76.34	Inf	-Inf	31.12	3	Vertical	74	1.33	-
2441MHz	Pass	AV	2.4966G	34.17	54.00	-19.83	31.32	3	Vertical	74	1.33	-
2441MHz	Pass	PK	2.3782G	55.90	74.00	-18.10	30.89	3	Vertical	74	1.33	-
2441MHz	Pass	PK	2.441G	98.84	Inf	-Inf	31.12	3	Vertical	74	1.33	-
2441MHz	Pass	PK	2.4966G	56.67	74.00	-17.33	31.32	3	Vertical	74	1.33	-
2441MHz	Pass	AV	4.88196G	42.32	54.00	-11.68	2.34	3	Horizontal	145	1.37	-
2441MHz	Pass	AV	7.32304G	33.79	54.00	-20.21	7.63	3	Horizontal	145	1.06	-
2441MHz	Pass	PK	4.88196G	64.82	74.00	-9.18	2.34	3	Horizontal	145	1.37	-
2441MHz	Pass	PK	7.32304G	56.29	74.00	-17.71	7.63	3	Horizontal	145	1.06	-
2441MHz	Pass	AV	4.88197G	40.98	54.00	-13.02	2.34	3	Vertical	149	3.06	-
2441MHz	Pass	AV	7.32295G	32.40	54.00	-21.60	7.63	3	Vertical	167	1.16	-
2441MHz	Pass	PK	4.88197G	63.48	74.00	-10.52	2.34	3	Vertical	149	3.06	-
2441MHz	Pass	PK	7.32295G	54.90	74.00	-19.10	7.63	3	Vertical	167	1.16	-
2480MHz	Pass	AV	2.48G	79.07	Inf	-Inf	31.26	3	Horizontal	211	1.75	-
2480MHz	Pass	AV	2.483502G	35.45	54.00	-18.55	31.27	3	Horizontal	211	1.75	-
2480MHz	Pass	PK	2.48G	101.57	Inf	-Inf	31.26	3	Horizontal	211	1.75	-
2480MHz	Pass	PK	2.483502G	57.95	74.00	-16.05	31.27	3	Horizontal	211	1.75	-
2480MHz	Pass	AV	2.48G	79.02	Inf	-Inf	31.26	3	Vertical	77	1.35	-
2480MHz	Pass	AV	2.4836G	35.05	54.00	-18.95	31.27	3	Vertical	77	1.35	-
2480MHz	Pass	PK	2.48G	101.52	Inf	-Inf	31.26	3	Vertical	77	1.35	-
2480MHz	Pass	PK	2.4836G	57.55	74.00	-16.45	31.27	3	Vertical	77	1.35	-
2480MHz	Pass	AV	4.95995G	39.70	54.00	-14.30	2.59	3	Horizontal	143	1.50	-
2480MHz	Pass	AV	7.43991G	31.67	54.00	-22.33	7.95	3	Horizontal	148	1.06	-
2480MHz	Pass	PK	4.95995G	62.20	74.00	-11.80	2.59	3	Horizontal	143	1.50	-
2480MHz	Pass	PK	7.43991G	54.18	74.00	-19.82	7.95	3	Horizontal	148	1.06	-
2480MHz	Pass	AV	4.96G	38.75	74.00	-35.25	2.59	3	Vertical	151	1.48	-
2480MHz	Pass	AV	7.44G	31.14	54.00	-22.86	7.95	3	Vertical	164	1.17	-
2480MHz	Pass	PK	4.96G	61.25	74.00	-12.75	2.59	3	Vertical	151	1.48	-



RSE TX above 1GHz Result

Appendix G.2

Mode	Result	Type	Freq (Hz)	Level (dBuV/m)	Limit (dBuV/m)	Margin (dB)	Factor (dB)	Dist (m)	Condition	Azimuth (°)	Height (m)	Comments
2480MHz	Pass	PK	7.44G	53.64	74.00	-20.36	7.95	3	Vertical	164	1.17	-
BT-EDR(2Mbps)	-	-	-	-	-	-	-	-	-	-	-	-
2402MHz	Pass	AV	2.382G	33.38	54.00	-20.62	30.91	3	Horizontal	191	1.10	-
2402MHz	Pass	AV	2.402G	72.25	Inf	-Inf	30.98	3	Horizontal	191	1.10	-
2402MHz	Pass	PK	2.382G	55.88	74.00	-18.12	30.91	3	Horizontal	191	1.10	-
2402MHz	Pass	PK	2.402G	94.74	Inf	-Inf	30.98	3	Horizontal	191	1.10	-
2402MHz	Pass	AV	2.3882G	33.18	54.00	-20.82	30.93	3	Vertical	179	2.00	-
2402MHz	Pass	AV	2.402G	73.25	Inf	-Inf	30.98	3	Vertical	179	2.00	-
2402MHz	Pass	PK	2.3882G	55.68	74.00	-18.32	30.93	3	Vertical	179	2.00	-
2402MHz	Pass	PK	2.402G	95.74	Inf	-Inf	30.98	3	Vertical	179	2.00	-
2402MHz	Pass	AV	4.80393G	40.02	54.00	-13.98	2.10	3	Horizontal	147	1.04	-
2402MHz	Pass	PK	4.80393G	62.52	74.00	-11.48	2.10	3	Horizontal	147	1.04	-
2402MHz	Pass	AV	4.80396G	39.75	54.00	-14.25	2.10	3	Vertical	147	3.15	-
2402MHz	Pass	PK	4.80396G	62.25	74.00	-11.75	2.10	3	Vertical	147	3.15	-
2441MHz	Pass	AV	2.3694G	32.90	54.00	-21.10	30.86	3	Horizontal	190	1.08	-
2441MHz	Pass	AV	2.441G	76.66	Inf	-Inf	31.12	3	Horizontal	190	1.08	-
2441MHz	Pass	AV	2.497G	34.34	54.00	-19.66	31.32	3	Horizontal	190	1.08	-
2441MHz	Pass	PK	2.3694G	55.40	74.00	-18.60	30.86	3	Horizontal	190	1.08	-
2441MHz	Pass	PK	2.441G	99.16	Inf	-Inf	31.12	3	Horizontal	190	1.08	-
2441MHz	Pass	PK	2.497G	56.84	74.00	-17.16	31.32	3	Horizontal	190	1.08	-
2441MHz	Pass	AV	2.3818G	33.09	54.00	-20.91	30.91	3	Vertical	177	1.98	-
2441MHz	Pass	AV	2.441G	76.70	Inf	-Inf	31.12	3	Vertical	177	1.98	-
2441MHz	Pass	AV	2.4902G	33.92	54.00	-20.08	31.29	3	Vertical	177	1.98	-
2441MHz	Pass	PK	2.3818G	55.59	74.00	-18.41	30.91	3	Vertical	177	1.98	-
2441MHz	Pass	PK	2.441G	99.20	Inf	-Inf	31.12	3	Vertical	177	1.98	-
2441MHz	Pass	PK	2.4902G	56.42	74.00	-17.58	31.29	3	Vertical	177	1.98	-
2441MHz	Pass	AV	4.881971G	42.18	54.00	-11.82	2.34	3	Horizontal	145	1.37	-
2441MHz	Pass	AV	7.322873G	34.00	54.00	-20.00	7.63	3	Horizontal	147	1.08	-
2441MHz	Pass	PK	4.881971G	64.68	74.00	-9.32	2.34	3	Horizontal	145	1.37	-
2441MHz	Pass	PK	7.322873G	56.51	74.00	-17.49	7.63	3	Horizontal	147	1.08	-
2441MHz	Pass	AV	4.882G	40.54	54.00	-13.46	2.34	3	Vertical	150	3.07	-
2441MHz	Pass	AV	7.322971G	32.41	54.00	-21.59	7.63	3	Vertical	169	1.16	-
2441MHz	Pass	PK	4.882G	63.05	74.00	-10.95	2.34	3	Vertical	150	3.07	-
2441MHz	Pass	PK	7.322971G	54.91	74.00	-19.09	7.63	3	Vertical	169	1.16	-
2480MHz	Pass	AV	2.48G	80.58	Inf	-Inf	31.26	3	Horizontal	190	1.01	-
2480MHz	Pass	AV	2.483502G	34.87	54.00	-19.13	31.27	3	Horizontal	190	1.01	-
2480MHz	Pass	PK	2.48G	103.08	Inf	-Inf	31.26	3	Horizontal	190	1.01	-
2480MHz	Pass	PK	2.483502G	57.37	74.00	-16.63	31.27	3	Horizontal	190	1.01	-
2480MHz	Pass	AV	2.48G	79.59	Inf	-Inf	31.26	3	Vertical	181	1.97	-
2480MHz	Pass	AV	2.483502G	35.33	54.00	-18.67	31.27	3	Vertical	181	1.97	-
2480MHz	Pass	PK	2.48G	102.09	Inf	-Inf	31.26	3	Vertical	181	1.97	-
2480MHz	Pass	PK	2.483502G	57.83	74.00	-16.17	31.27	3	Vertical	181	1.97	-
2480MHz	Pass	AV	4.959961G	41.76	54.00	-12.24	2.59	3	Horizontal	198	1.67	-
2480MHz	Pass	AV	7.439912G	30.29	54.00	-23.71	7.95	3	Horizontal	222	1.50	-
2480MHz	Pass	PK	4.959961G	64.26	74.00	-9.74	2.59	3	Horizontal	198	1.67	-
2480MHz	Pass	PK	7.439912G	52.79	74.00	-21.21	7.95	3	Horizontal	222	1.50	-
2480MHz	Pass	AV	4.959961G	41.56	54.00	-12.44	2.59	3	Vertical	152	3.35	-
2480MHz	Pass	AV	7.439932G	30.60	54.00	-23.40	7.95	3	Vertical	158	1.39	-
2480MHz	Pass	PK	4.959961G	64.06	74.00	-9.94	2.59	3	Vertical	152	3.35	-



RSE TX above 1GHz Result

Appendix G.2

Mode	Result	Type	Freq (Hz)	Level (dBuV/m)	Limit (dBuV/m)	Margin (dB)	Factor (dB)	Dist (m)	Condition	Azimuth (°)	Height (m)	Comments
2480MHz	Pass	PK	7.439932G	53.10	74.00	-20.90	7.95	3	Vertical	158	1.39	-
BT-EDR(3Mbps)	-	-	-	-	-	-	-	-	-	-	-	-
2402MHz	Pass	AV	2.3842G	33.81	54.00	-20.19	30.91	3	Horizontal	192	1.09	-
2402MHz	Pass	AV	2.402G	72.45	Inf	-Inf	30.98	3	Horizontal	192	1.09	-
2402MHz	Pass	PK	2.3842G	56.32	74.00	-17.68	30.91	3	Horizontal	192	1.09	-
2402MHz	Pass	PK	2.402G	94.65	Inf	-Inf	30.98	3	Horizontal	192	1.09	-
2402MHz	Pass	AV	2.3792G	33.65	54.00	-20.35	30.90	3	Vertical	180	2.00	-
2402MHz	Pass	AV	2.402G	73.26	Inf	-Inf	30.98	3	Vertical	180	2.00	-
2402MHz	Pass	PK	2.3792G	56.15	74.00	-17.85	30.90	3	Vertical	180	2.00	-
2402MHz	Pass	PK	2.402G	95.76	Inf	-Inf	30.98	3	Vertical	180	2.00	-
2402MHz	Pass	AV	4.80394G	39.70	54.00	-14.30	2.10	3	Horizontal	17	1.01	-
2402MHz	Pass	PK	4.80394G	62.20	74.00	-11.80	2.10	3	Horizontal	17	1.01	-
2402MHz	Pass	AV	4.80396G	36.20	54.00	-17.80	2.10	3	Vertical	357	1.16	-
2402MHz	Pass	PK	4.80396G	58.70	74.00	-15.30	2.10	3	Vertical	357	1.16	-
2441MHz	Pass	AV	2.389998G	33.42	54.00	-20.58	30.93	3	Horizontal	190	1.08	-
2441MHz	Pass	AV	2.441G	76.75	Inf	-Inf	31.12	3	Horizontal	190	1.08	-
2441MHz	Pass	AV	2.4958G	32.91	54.00	-21.09	31.31	3	Horizontal	190	1.08	-
2441MHz	Pass	PK	2.389998G	55.92	74.00	-18.08	30.93	3	Horizontal	190	1.08	-
2441MHz	Pass	PK	2.441G	99.25	Inf	-Inf	31.12	3	Horizontal	190	1.08	-
2441MHz	Pass	PK	2.4958G	55.41	74.00	-18.59	31.31	3	Horizontal	190	1.08	-
2441MHz	Pass	AV	2.385G	33.59	54.00	-20.41	30.92	3	Vertical	179	2.10	-
2441MHz	Pass	AV	2.441G	76.53	Inf	-Inf	31.12	3	Vertical	179	2.10	-
2441MHz	Pass	AV	2.4974G	34.35	54.00	-19.65	31.32	3	Vertical	179	2.10	-
2441MHz	Pass	PK	2.385G	56.08	74.00	-17.92	30.92	3	Vertical	179	2.10	-
2441MHz	Pass	PK	2.441G	99.03	Inf	-Inf	31.12	3	Vertical	179	2.10	-
2441MHz	Pass	PK	2.4974G	56.85	74.00	-17.15	31.32	3	Vertical	179	2.10	-
2441MHz	Pass	AV	4.88196G	42.06	54.00	-11.94	2.34	3	Horizontal	21	1.03	-
2441MHz	Pass	AV	7.32278G	30.83	54.00	-23.17	7.63	3	Horizontal	4	1.50	-
2441MHz	Pass	PK	4.88196G	64.56	74.00	-9.44	2.34	3	Horizontal	21	1.03	-
2441MHz	Pass	PK	7.32278G	53.33	74.00	-20.67	7.63	3	Horizontal	4	1.50	-
2441MHz	Pass	AV	4.88192G	39.91	54.00	-14.09	2.34	3	Vertical	104	1.00	-
2441MHz	Pass	AV	7.32298G	30.63	54.00	-23.37	7.63	3	Vertical	170	3.35	-
2441MHz	Pass	PK	4.88192G	62.41	74.00	-11.59	2.34	3	Vertical	104	1.00	-
2441MHz	Pass	PK	7.32298G	53.13	74.00	-20.87	7.63	3	Vertical	170	3.35	-
2480MHz	Pass	AV	2.48G	80.71	Inf	-Inf	31.26	3	Horizontal	189	1.00	-
2480MHz	Pass	AV	2.483502G	34.99	54.00	-19.01	31.27	3	Horizontal	189	1.00	-
2480MHz	Pass	PK	2.48G	103.21	Inf	-Inf	31.26	3	Horizontal	189	1.00	-
2480MHz	Pass	PK	2.483502G	57.49	74.00	-16.51	31.27	3	Horizontal	189	1.00	-
2480MHz	Pass	AV	2.48G	79.67	Inf	-Inf	31.26	3	Vertical	180	1.98	-
2480MHz	Pass	AV	2.483502G	35.02	54.00	-18.98	31.27	3	Vertical	180	1.98	-
2480MHz	Pass	PK	2.48G	102.17	Inf	-Inf	31.26	3	Vertical	180	1.98	-
2480MHz	Pass	PK	2.483502G	57.52	74.00	-16.48	31.27	3	Vertical	180	1.98	-
2480MHz	Pass	AV	4.95996G	39.40	54.00	-14.60	2.59	3	Horizontal	104	1.15	-
2480MHz	Pass	AV	7.43994G	30.71	54.00	-23.29	7.95	3	Horizontal	222	1.51	-
2480MHz	Pass	PK	4.95996G	61.90	74.00	-12.10	2.59	3	Horizontal	104	1.15	-
2480MHz	Pass	PK	7.43994G	53.21	74.00	-20.79	7.95	3	Horizontal	222	1.51	-
2480MHz	Pass	AV	4.95995G	42.04	54.00	-11.96	2.59	3	Vertical	151	3.35	-
2480MHz	Pass	AV	7.43981G	31.18	54.00	-22.82	7.95	3	Vertical	153	1.30	-
2480MHz	Pass	PK	4.95995G	64.54	74.00	-9.46	2.59	3	Vertical	151	3.35	-



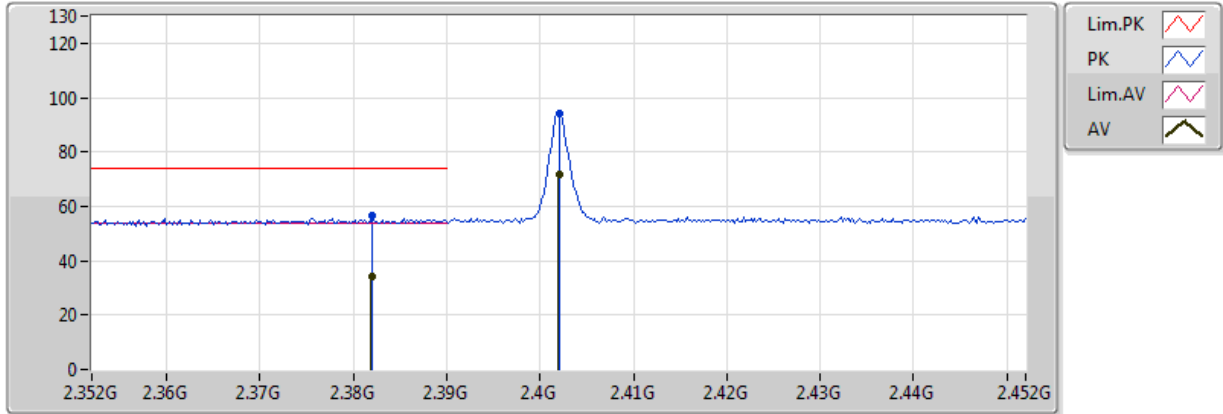
RSE TX above 1GHz Result

Appendix G.2

Mode	Result	Type	Freq (Hz)	Level (dBuV/m)	Limit (dBuV/m)	Margin (dB)	Factor (dB)	Dist (m)	Condition	Azimuth (°)	Height (m)	Comments
2480MHz	Pass	PK	7.43981G	53.68	74.00	-20.32	7.95	3	Vertical	153	1.30	-

BT-BR(1Mbps)

2402MHz_TX

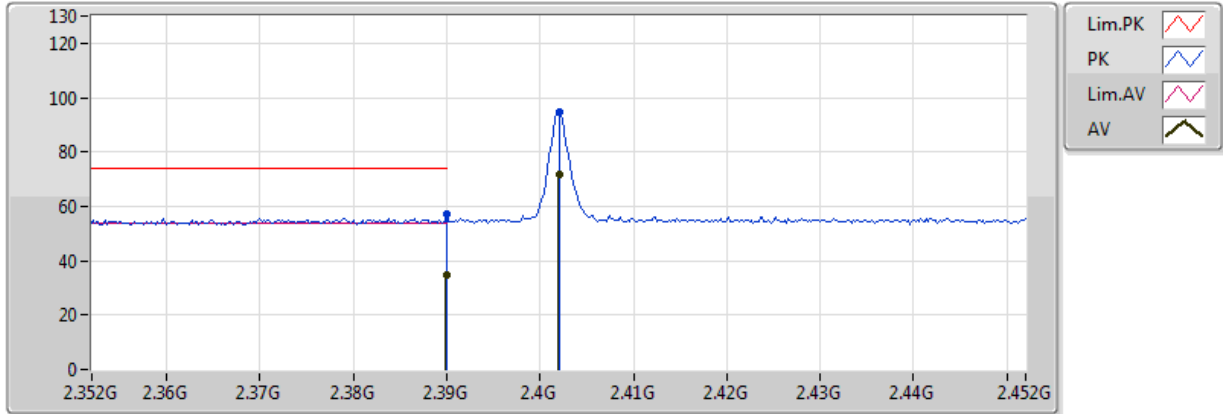


EUT = Z

Type	Freq (Hz)	Level (dBuV/m)	Limit (dBuV/m)	Margin (dB)	Factor (dB)	Dist (m)	Condition	Azimuth (°)	Height (m)	Comments	Raw (dBuV)	AF (dB)	CL (dB)	PA (dB)
AV	2.382G	34.14	54.00	-19.86	30.91	3	Vertical	167	1.90	-	3.23	27.29	3.61	-
AV	2.402G	71.80	Inf	-Inf	30.98	3	Vertical	167	1.90	-	40.82	27.35	3.63	-
PK	2.382G	56.64	74.00	-17.36	30.91	3	Vertical	167	1.90	-	25.74	27.29	3.61	-
PK	2.402G	94.30	Inf	-Inf	30.98	3	Vertical	167	1.90	-	63.32	27.35	3.63	-

BT-BR(1Mbps)

2402MHz_TX

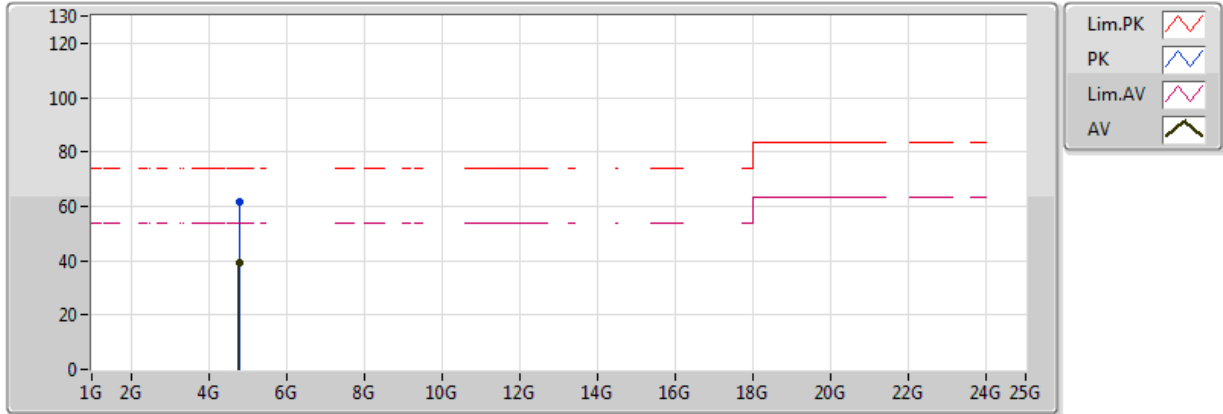


EUT = Z

Type	Freq (Hz)	Level (dBuV/m)	Limit (dBuV/m)	Margin (dB)	Factor (dB)	Dist (m)	Condition	Azimuth (°)	Height (m)	Comments	Raw (dBuV)	AF (dB)	CL (dB)	PA (dB)
AV	2.39G	34.55	54.00	-19.45	30.93	3	Horizontal	216	1.50	-	3.62	27.31	3.62	-
AV	2.402G	71.93	Inf	-Inf	30.98	3	Horizontal	216	1.50	-	40.95	27.35	3.63	-
PK	2.39G	57.05	74.00	-16.95	30.93	3	Horizontal	216	1.50	-	26.12	27.31	3.62	-
PK	2.402G	94.43	Inf	-Inf	30.98	3	Horizontal	216	1.50	-	63.46	27.35	3.63	-

BT-BR(1Mbps)

2402MHz_TX

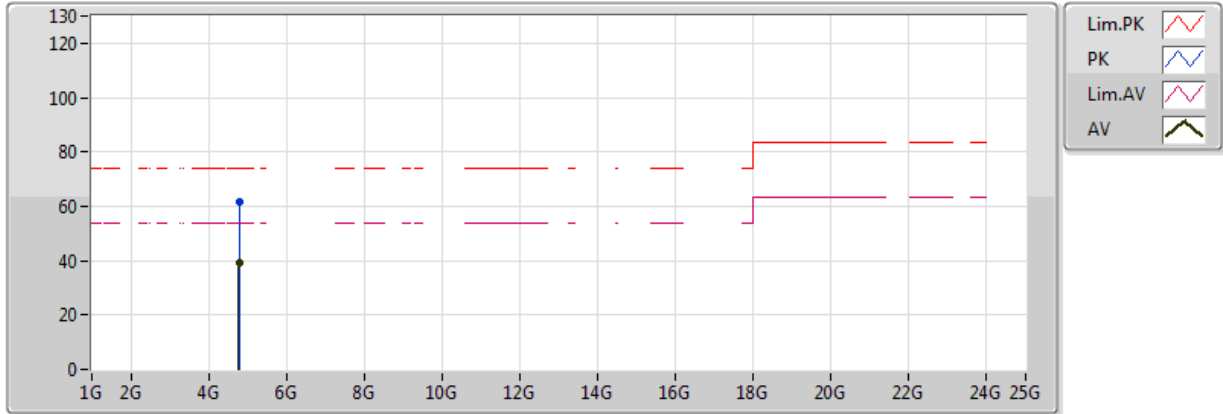


EUT = Z

Type	Freq (Hz)	Level (dBuV/m)	Limit (dBuV/m)	Margin (dB)	Factor (dB)	Dist (m)	Condition	Azimuth (°)	Height (m)	Comments	Raw (dBuV)	AF (dB)	CL (dB)	PA (dB)
AV	4.80401G	39.11	54.00	-14.89	2.10	3	Vertical	148	3.16	-	37.01	31.25	5.38	34.53
PK	4.80401G	61.61	74.00	-12.39	2.10	3	Vertical	148	3.16	-	59.51	31.25	5.38	34.53

BT-BR(1Mbps)

2402MHz_TX

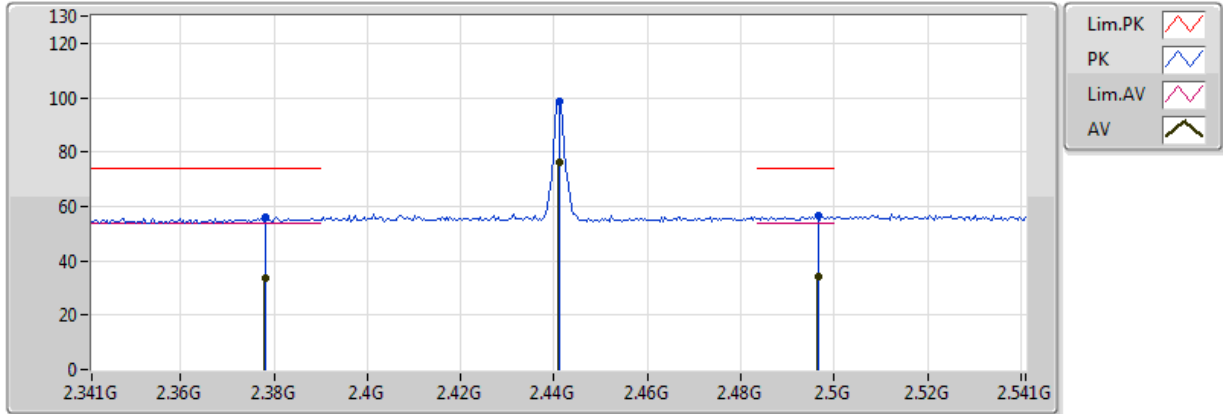


EUT = Z

Type	Freq (Hz)	Level (dBuV/m)	Limit (dBuV/m)	Margin (dB)	Factor (dB)	Dist (m)	Condition	Azimuth (°)	Height (m)	Comments	Raw (dBuV)	AF (dB)	CL (dB)	PA (dB)
AV	4.80396G	39.29	54.00	-14.71	2.10	3	Horizontal	146	1.05	-	37.19	31.25	5.38	34.53
PK	4.80396G	61.79	74.00	-12.21	2.10	3	Horizontal	146	1.05	-	59.69	31.25	5.38	34.53

BT-BR(1Mbps)

2441MHz_TX

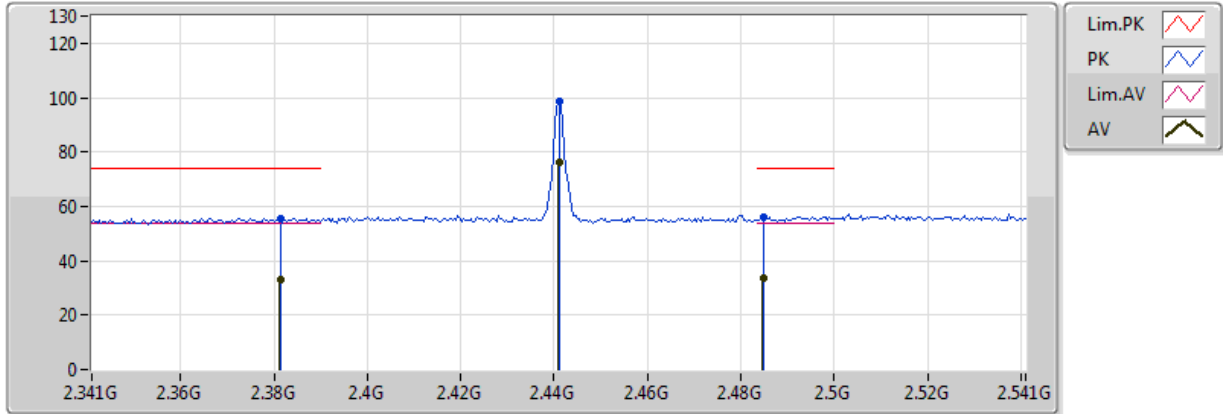


EUT = Z

Type	Freq (Hz)	Level (dBuV/m)	Limit (dBuV/m)	Margin (dB)	Factor (dB)	Dist (m)	Condition	Azimuth (°)	Height (m)	Comments	Raw (dBuV)	AF (dB)	CL (dB)	PA (dB)
AV	2.3782G	33.40	54.00	-20.60	30.89	3	Vertical	74	1.33	-	2.51	27.28	3.61	-
AV	2.441G	76.34	Inf	-Inf	31.12	3	Vertical	74	1.33	-	45.22	27.45	3.67	-
AV	2.4966G	34.17	54.00	-19.83	31.32	3	Vertical	74	1.33	-	2.85	27.59	3.73	-
PK	2.3782G	55.90	74.00	-18.10	30.89	3	Vertical	74	1.33	-	25.01	27.28	3.61	-
PK	2.441G	98.84	Inf	-Inf	31.12	3	Vertical	74	1.33	-	67.73	27.45	3.67	-
PK	2.4966G	56.67	74.00	-17.33	31.32	3	Vertical	74	1.33	-	25.35	27.59	3.73	-

BT-BR(1Mbps)

2441MHz_TX

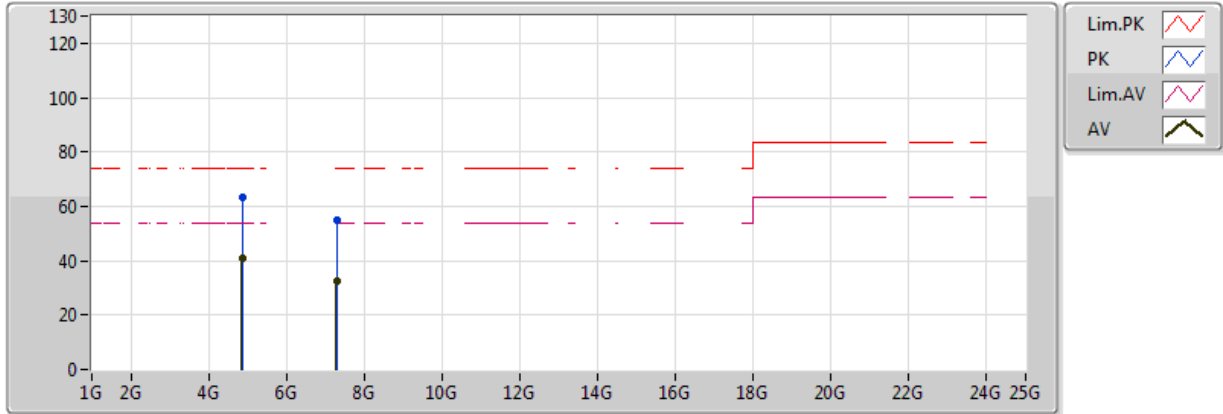


EUT = Z

Type	Freq (Hz)	Level (dBuV/m)	Limit (dBuV/m)	Margin (dB)	Factor (dB)	Dist (m)	Condition	Azimuth (°)	Height (m)	Comments	Raw (dBuV)	AF (dB)	CL (dB)	PA (dB)
AV	2.3814G	33.25	54.00	-20.75	30.90	3	Horizontal	218	1.59	-	2.35	27.29	3.61	-
AV	2.441G	76.08	Inf	-Inf	31.12	3	Horizontal	218	1.59	-	44.96	27.45	3.67	-
AV	2.485G	33.74	54.00	-20.26	31.28	3	Horizontal	218	1.59	-	2.46	27.56	3.71	-
PK	2.3814G	55.75	74.00	-18.25	30.90	3	Horizontal	218	1.59	-	24.84	27.29	3.61	-
PK	2.441G	98.58	Inf	-Inf	31.12	3	Horizontal	218	1.59	-	67.47	27.45	3.67	-
PK	2.485G	56.24	74.00	-17.76	31.28	3	Horizontal	218	1.59	-	24.96	27.56	3.71	-

BT-BR(1Mbps)

2441MHz_TX

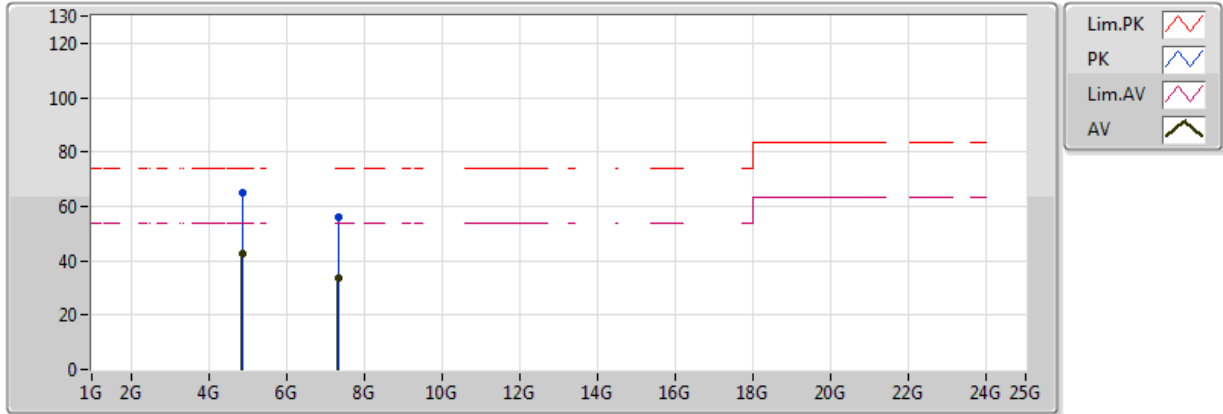


EUT = Z

Type	Freq (Hz)	Level (dBuV/m)	Limit (dBuV/m)	Margin (dB)	Factor (dB)	Dist (m)	Condition	Azimuth (°)	Height (m)	Comments	Raw (dBuV)	AF (dB)	CL (dB)	PA (dB)
AV	4.88197G	40.98	54.00	-13.02	2.34	3	Vertical	149	3.06	-	38.64	31.39	5.47	34.51
AV	7.32295G	32.40	54.00	-21.60	7.63	3	Vertical	167	1.16	-	24.77	35.84	6.64	34.84
PK	4.88197G	63.48	74.00	-10.52	2.34	3	Vertical	149	3.06	-	61.13	31.39	5.47	34.51
PK	7.32295G	54.90	74.00	-19.10	7.63	3	Vertical	167	1.16	-	47.26	35.84	6.64	34.84

BT-BR(1Mbps)

2441MHz_TX

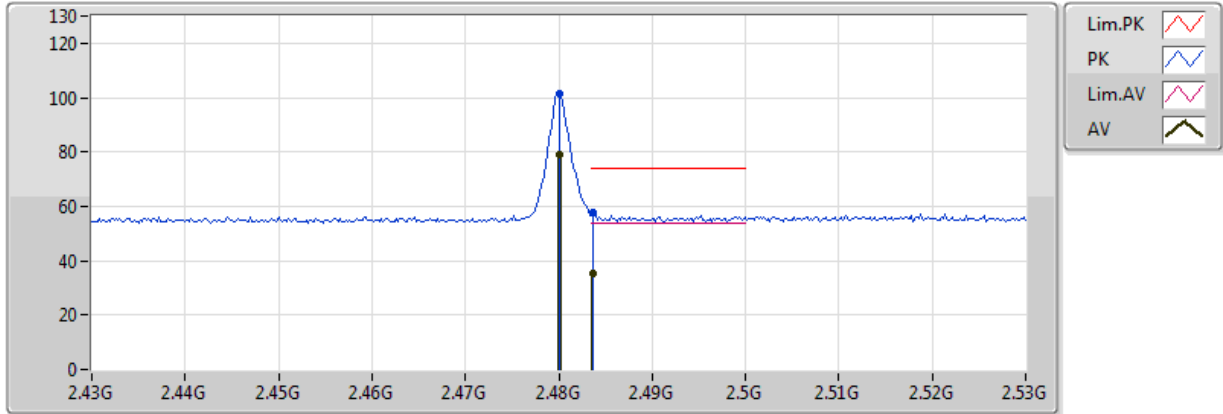


EUT = Z

Type	Freq (Hz)	Level (dBuV/m)	Limit (dBuV/m)	Margin (dB)	Factor (dB)	Dist (m)	Condition	Azimuth (°)	Height (m)	Comments	Raw (dBuV)	AF (dB)	CL (dB)	PA (dB)
AV	4.88196G	42.32	54.00	-11.68	2.34	3	Horizontal	145	1.37	-	39.98	31.39	5.47	34.51
AV	7.32304G	33.79	54.00	-20.21	7.63	3	Horizontal	145	1.06	-	26.16	35.84	6.64	34.84
PK	4.88196G	64.82	74.00	-9.18	2.34	3	Horizontal	145	1.37	-	62.48	31.39	5.47	34.51
PK	7.32304G	56.29	74.00	-17.71	7.63	3	Horizontal	145	1.06	-	48.66	35.84	6.64	34.84

BT-BR(1Mbps)

2480MHz_TX

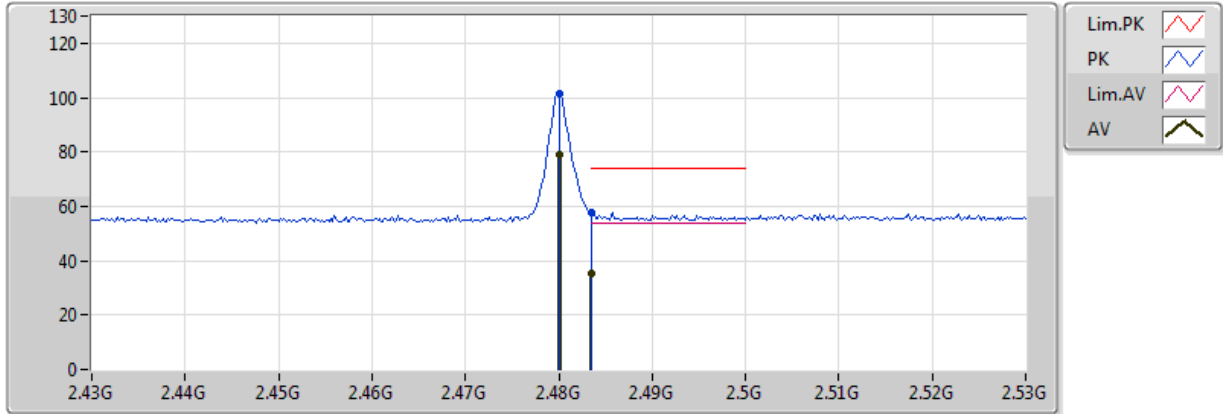


EUT = Z

Type	Freq (Hz)	Level (dBuV/m)	Limit (dBuV/m)	Margin (dB)	Factor (dB)	Dist (m)	Condition	Azimuth (°)	Height (m)	Comments	Raw (dBuV)	AF (dB)	CL (dB)	PA (dB)
AV	2.48G	79.02	Inf	-Inf	31.26	3	Vertical	77	1.35	-	47.76	27.55	3.71	-
AV	2.4836G	35.05	54.00	-18.95	31.27	3	Vertical	77	1.35	-	3.78	27.56	3.71	-
PK	2.48G	101.52	Inf	-Inf	31.26	3	Vertical	77	1.35	-	70.26	27.55	3.71	-
PK	2.4836G	57.55	74.00	-16.45	31.27	3	Vertical	77	1.35	-	26.28	27.56	3.71	-

BT-BR(1Mbps)

2480MHz_TX

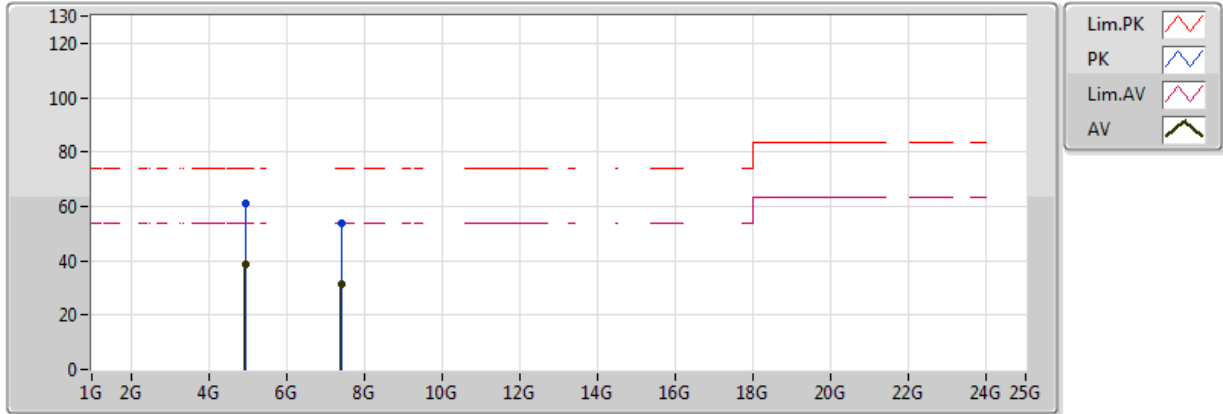


EUT = Z

Type	Freq (Hz)	Level (dBuV/m)	Limit (dBuV/m)	Margin (dB)	Factor (dB)	Dist (m)	Condition	Azimuth (°)	Height (m)	Comments	Raw (dBuV)	AF (dB)	CL (dB)	PA (dB)
AV	2.48G	79.07	Inf	-Inf	31.26	3	Horizontal	211	1.75	-	47.81	27.55	3.71	-
AV	2.483502G	35.45	54.00	-18.55	31.27	3	Horizontal	211	1.75	-	4.18	27.56	3.71	-
PK	2.48G	101.57	Inf	-Inf	31.26	3	Horizontal	211	1.75	-	70.31	27.55	3.71	-
PK	2.483502G	57.95	74.00	-16.05	31.27	3	Horizontal	211	1.75	-	26.68	27.56	3.71	-

BT-BR(1Mbps)

2480MHz_TX

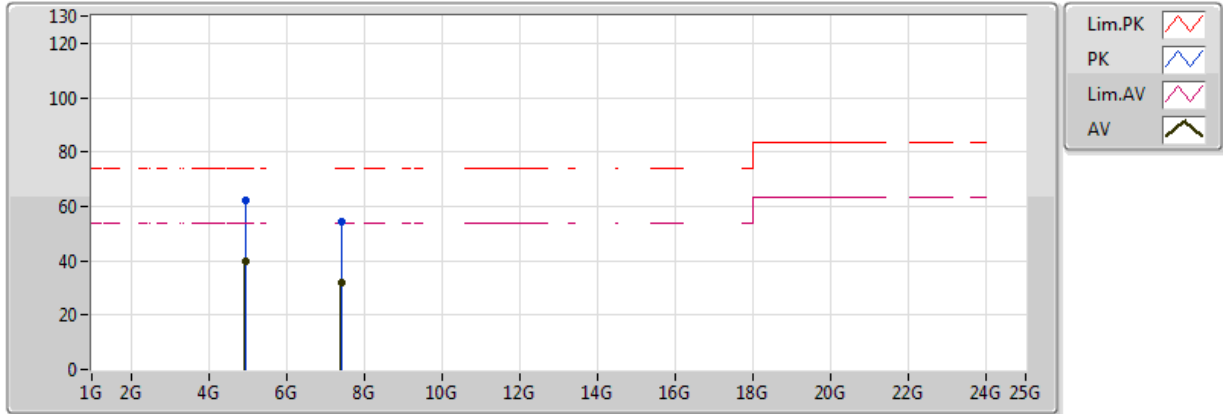


EUT = Z

Type	Freq (Hz)	Level (dBuV/m)	Limit (dBuV/m)	Margin (dB)	Factor (dB)	Dist (m)	Condition	Azimuth (°)	Height (m)	Comments	Raw (dBuV)	AF (dB)	CL (dB)	PA (dB)
AV	4.96G	38.75	74.00	-35.25	2.59	3	Vertical	151	1.48	-	36.16	31.53	5.56	34.49
AV	7.44G	31.14	54.00	-22.86	7.95	3	Vertical	164	1.17	-	23.19	36.14	6.68	34.87
PK	4.96G	61.25	74.00	-12.75	2.59	3	Vertical	151	1.48	-	58.66	31.53	5.56	34.49
PK	7.44G	53.64	74.00	-20.36	7.95	3	Vertical	164	1.17	-	45.69	36.14	6.68	34.87

BT-BR(1Mbps)

2480MHz_TX

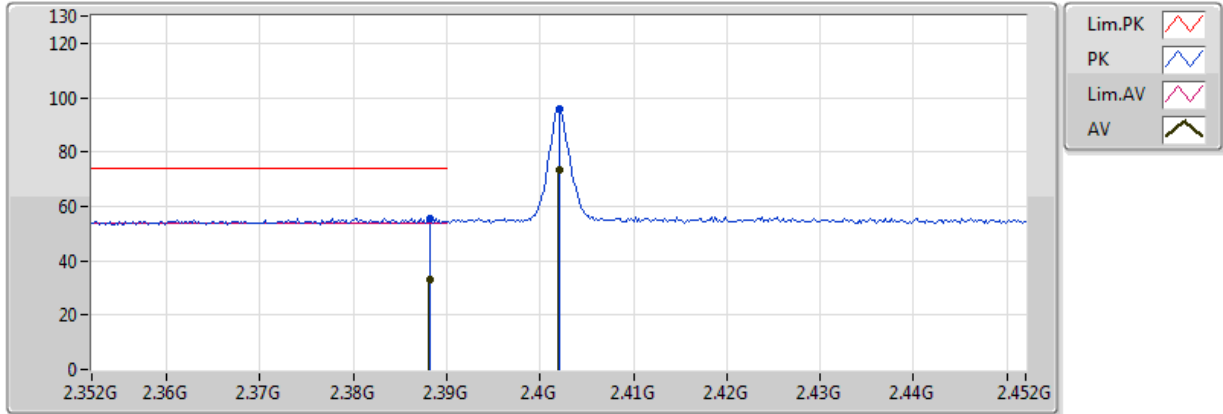


EUT = Z

Type	Freq (Hz)	Level (dBuV/m)	Limit (dBuV/m)	Margin (dB)	Factor (dB)	Dist (m)	Condition	Azimuth (°)	Height (m)	Comments	Raw (dBuV)	AF (dB)	CL (dB)	PA (dB)
AV	4.95995G	39.70	54.00	-14.30	2.59	3	Horizontal	143	1.50	-	37.11	31.53	5.56	34.49
AV	7.43991G	31.67	54.00	-22.33	7.95	3	Horizontal	148	1.06	-	23.72	36.14	6.68	34.87
PK	4.95995G	62.20	74.00	-11.80	2.59	3	Horizontal	143	1.50	-	59.61	31.53	5.56	34.49
PK	7.43991G	54.18	74.00	-19.82	7.95	3	Horizontal	148	1.06	-	46.22	36.14	6.68	34.87

BT-EDR(2Mbps)

2402MHz_TX

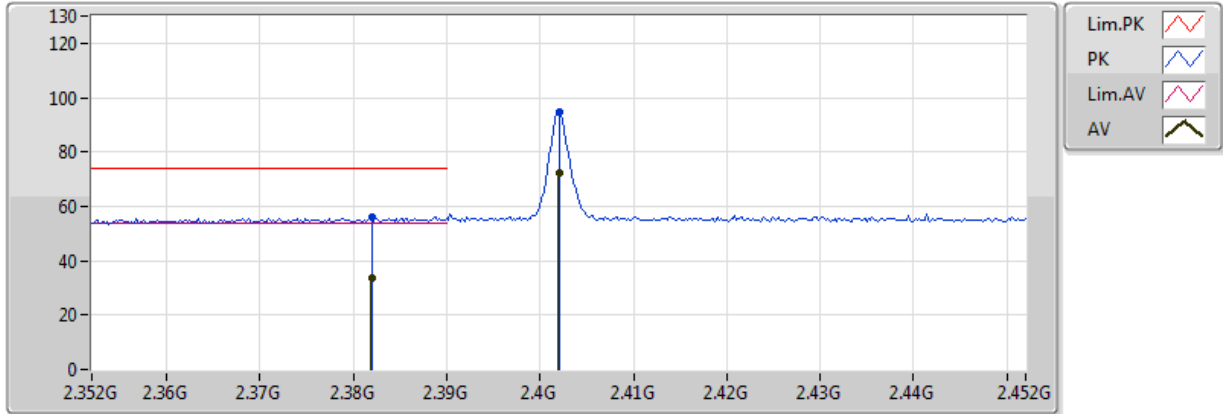


EUT = Z

Type	Freq (Hz)	Level (dBuV/m)	Limit (dBuV/m)	Margin (dB)	Factor (dB)	Dist (m)	Condition	Azimuth (°)	Height (m)	Comments	Raw (dBuV)	AF (dB)	CL (dB)	PA (dB)
AV	2.3882G	33.18	54.00	-20.82	30.93	3	Vertical	179	2.00	-	2.25	27.31	3.62	-
AV	2.402G	73.25	Inf	-Inf	30.98	3	Vertical	179	2.00	-	42.27	27.35	3.63	-
PK	2.3882G	55.68	74.00	-18.32	30.93	3	Vertical	179	2.00	-	24.75	27.31	3.62	-
PK	2.402G	95.74	Inf	-Inf	30.98	3	Vertical	179	2.00	-	64.77	27.35	3.63	-

BT-EDR(2Mbps)

2402MHz_TX

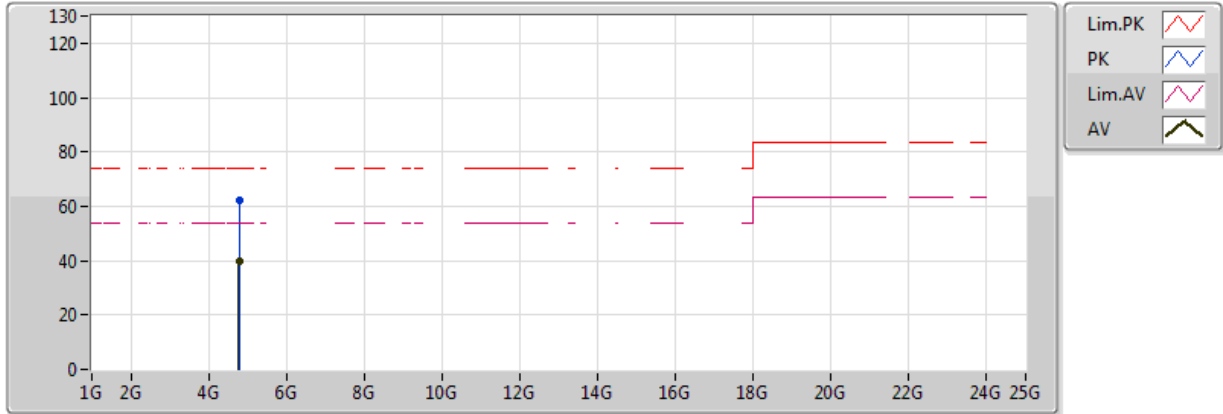


EUT = Z

Type	Freq (Hz)	Level (dBuV/m)	Limit (dBuV/m)	Margin (dB)	Factor (dB)	Dist (m)	Condition	Azimuth (°)	Height (m)	Comments	Raw (dBuV)	AF (dB)	CL (dB)	PA (dB)
AV	2.382G	33.38	54.00	-20.62	30.91	3	Horizontal	191	1.10	-	2.47	27.29	3.61	-
AV	2.402G	72.25	Inf	-Inf	30.98	3	Horizontal	191	1.10	-	41.27	27.35	3.63	-
PK	2.382G	55.88	74.00	-18.12	30.91	3	Horizontal	191	1.10	-	24.97	27.29	3.61	-
PK	2.402G	94.74	Inf	-Inf	30.98	3	Horizontal	191	1.10	-	63.77	27.35	3.63	-

BT-EDR(2Mbps)

2402MHz_TX

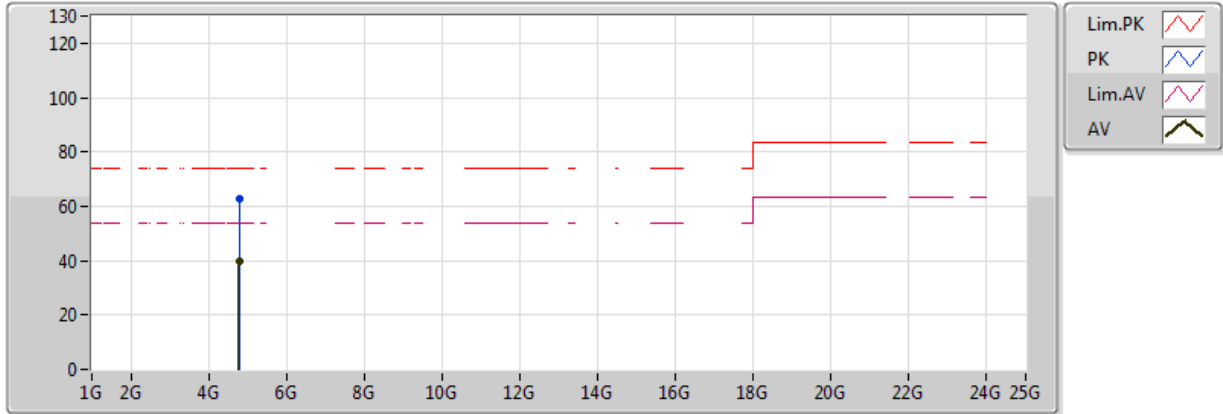


EUT = Z

Type	Freq (Hz)	Level (dBuV/m)	Limit (dBuV/m)	Margin (dB)	Factor (dB)	Dist (m)	Condition	Azimuth (°)	Height (m)	Comments	Raw (dBuV)	AF (dB)	CL (dB)	PA (dB)
AV	4.80396G	39.75	54.00	-14.25	2.10	3	Vertical	147	3.15	-	37.65	31.25	5.38	34.53
PK	4.80396G	62.25	74.00	-11.75	2.10	3	Vertical	147	3.15	-	60.15	31.25	5.38	34.53

BT-EDR(2Mbps)

2402MHz_TX

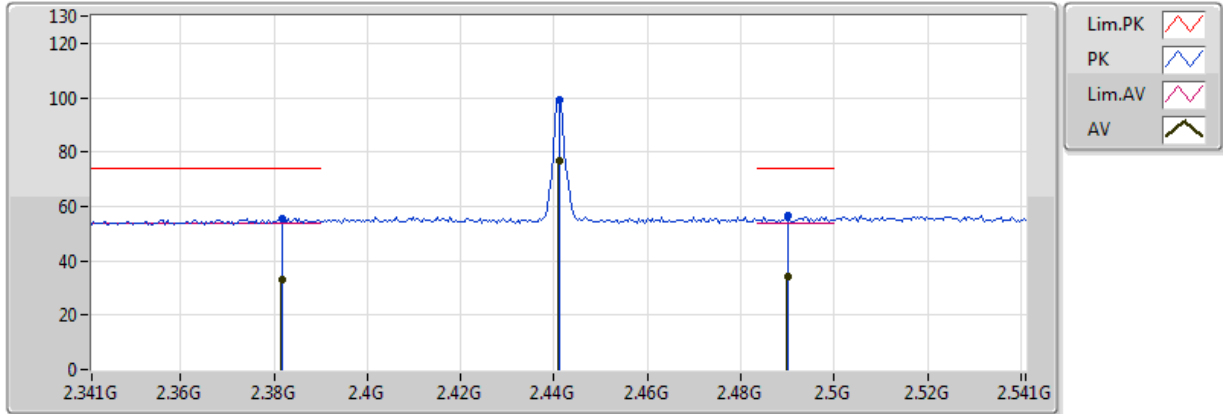


EUT = Z

Type	Freq (Hz)	Level (dBuV/m)	Limit (dBuV/m)	Margin (dB)	Factor (dB)	Dist (m)	Condition	Azimuth (°)	Height (m)	Comments	Raw (dBuV)	AF (dB)	CL (dB)	PA (dB)
AV	4.80393G	40.02	54.00	-13.98	2.10	3	Horizontal	147	1.04	-	37.92	31.25	5.38	34.53
PK	4.80393G	62.52	74.00	-11.48	2.10	3	Horizontal	147	1.04	-	60.42	31.25	5.38	34.53

BT-EDR(2Mbps)

2441MHz_TX

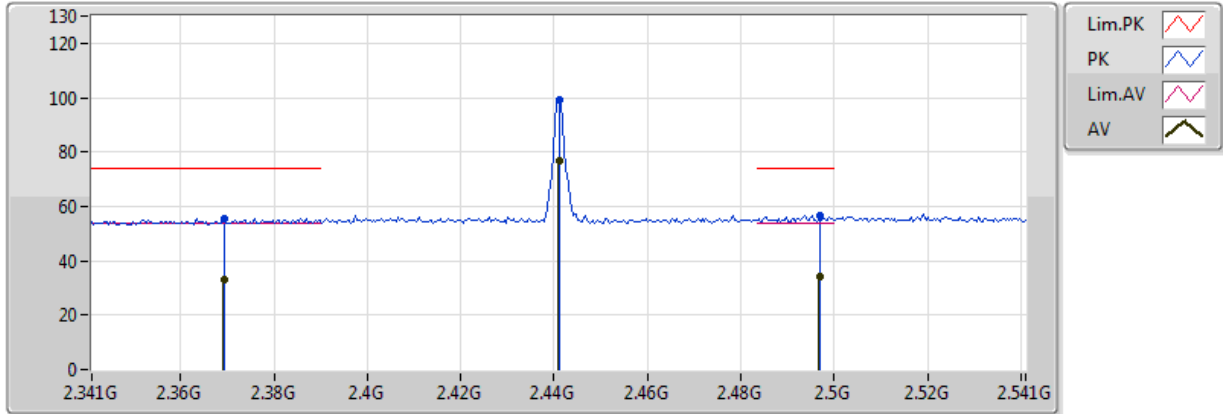


EUT = Z

Type	Freq (Hz)	Level (dBuV/m)	Limit (dBuV/m)	Margin (dB)	Factor (dB)	Dist (m)	Condition	Azimuth (°)	Height (m)	Comments	Raw (dBuV)	AF (dB)	CL (dB)	PA (dB)
AV	2.3818G	33.09	54.00	-20.91	30.91	3	Vertical	177	1.98	-	2.18	27.29	3.61	-
AV	2.441G	76.70	Inf	-Inf	31.12	3	Vertical	177	1.98	-	45.58	27.45	3.67	-
AV	2.4902G	33.92	54.00	-20.08	31.29	3	Vertical	177	1.98	-	2.63	27.57	3.72	-
PK	2.3818G	55.59	74.00	-18.41	30.91	3	Vertical	177	1.98	-	24.68	27.29	3.61	-
PK	2.441G	99.20	Inf	-Inf	31.12	3	Vertical	177	1.98	-	68.08	27.45	3.67	-
PK	2.4902G	56.42	74.00	-17.58	31.29	3	Vertical	177	1.98	-	25.13	27.57	3.72	-

BT-EDR(2Mbps)

2441MHz_TX



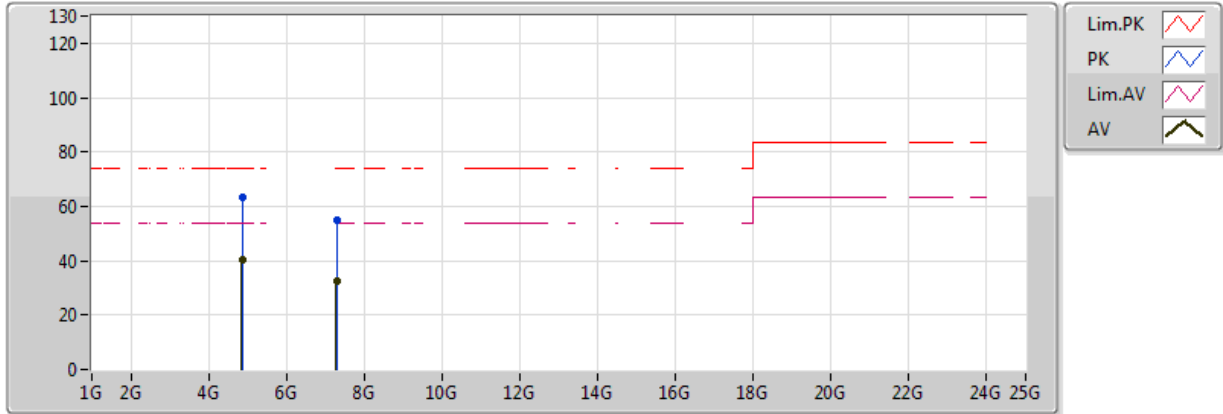
EUT = Z

Type	Freq (Hz)	Level (dBuV/m)	Limit (dBuV/m)	Margin (dB)	Factor (dB)	Dist (m)	Condition	Azimuth (°)	Height (m)	Comments	Raw (dBuV)	AF (dB)	CL (dB)	PA (dB)
AV	2.3694G	32.90	54.00	-21.10	30.86	3	Horizontal	190	1.08	-	2.04	27.26	3.60	-
AV	2.441G	76.66	Inf	-Inf	31.12	3	Horizontal	190	1.08	-	45.54	27.45	3.67	-
AV	2.497G	34.34	54.00	-19.66	31.32	3	Horizontal	190	1.08	-	3.02	27.59	3.73	-
PK	2.3694G	55.40	74.00	-18.60	30.86	3	Horizontal	190	1.08	-	24.54	27.26	3.60	-
PK	2.441G	99.16	Inf	-Inf	31.12	3	Horizontal	190	1.08	-	68.04	27.45	3.67	-
PK	2.497G	56.84	74.00	-17.16	31.32	3	Horizontal	190	1.08	-	25.52	27.59	3.73	-



BT-EDR(2Mbps)

2441MHz_TX

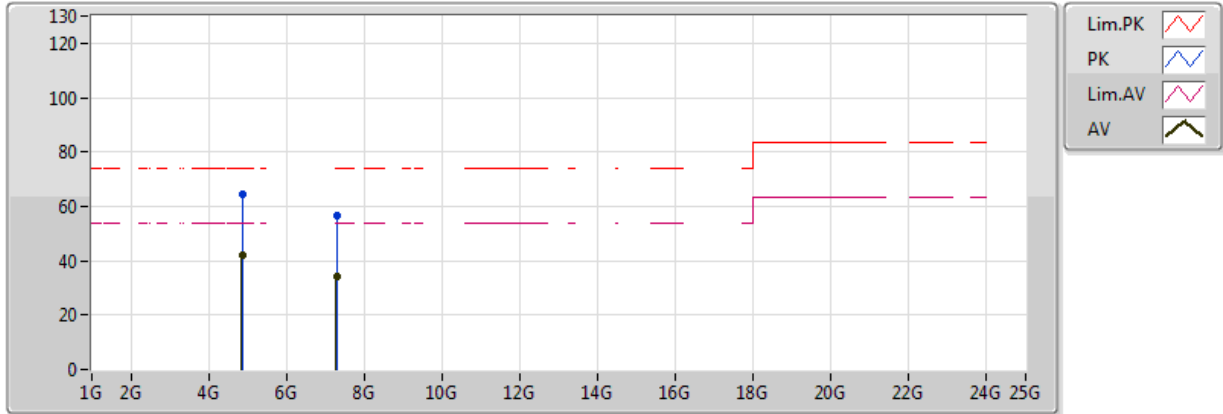


EUT = Z

Type	Freq (Hz)	Level (dBuV/m)	Limit (dBuV/m)	Margin (dB)	Factor (dB)	Dist (m)	Condition	Azimuth (°)	Height (m)	Comments	Raw (dBuV)	AF (dB)	CL (dB)	PA (dB)
AV	4.882G	40.54	54.00	-13.46	2.34	3	Vertical	150	3.07	-	38.20	31.39	5.47	34.51
AV	7.322971G	32.41	54.00	-21.59	7.63	3	Vertical	169	1.16	-	24.78	35.84	6.64	34.84
PK	4.882G	63.05	74.00	-10.95	2.34	3	Vertical	150	3.07	-	60.70	31.39	5.47	34.51
PK	7.322971G	54.91	74.00	-19.09	7.63	3	Vertical	169	1.16	-	47.28	35.84	6.64	34.84

BT-EDR(2Mbps)

2441MHz_TX

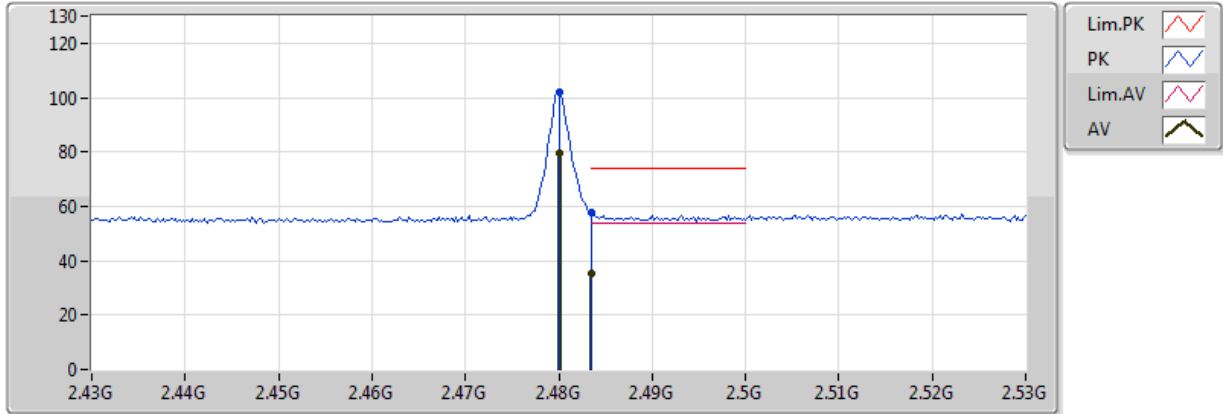


EUT = Z

Type	Freq (Hz)	Level (dBuV/m)	Limit (dBuV/m)	Margin (dB)	Factor (dB)	Dist (m)	Condition	Azimuth (°)	Height (m)	Comments	Raw (dBuV)	AF (dB)	CL (dB)	PA (dB)
AV	4.881971G	42.18	54.00	-11.82	2.34	3	Horizontal	145	1.37	-	39.84	31.39	5.47	34.51
AV	7.322873G	34.00	54.00	-20.00	7.63	3	Horizontal	147	1.08	-	26.37	35.84	6.64	34.84
PK	4.881971G	64.68	74.00	-9.32	2.34	3	Horizontal	145	1.37	-	62.34	31.39	5.47	34.51
PK	7.322873G	56.51	74.00	-17.49	7.63	3	Horizontal	147	1.08	-	48.87	35.84	6.64	34.84

BT-EDR(2Mbps)

2480MHz_TX

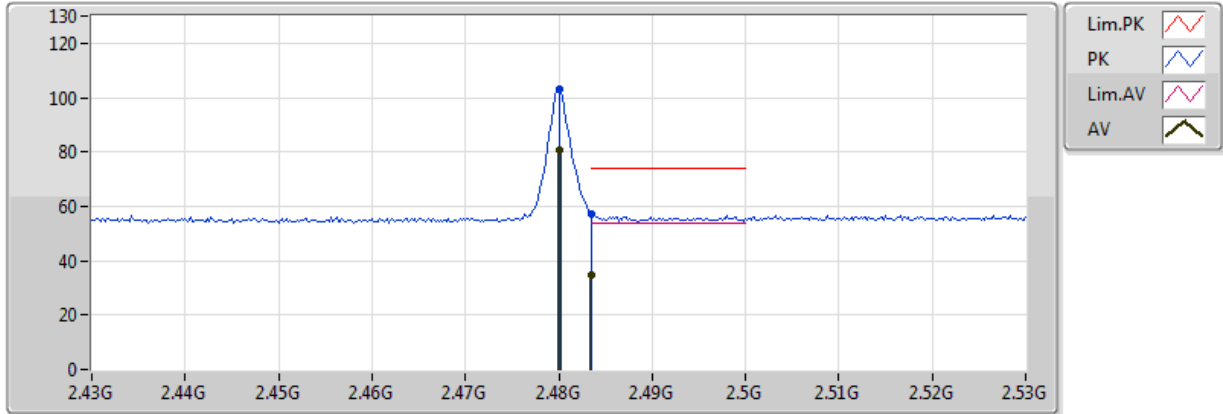


EUT = Z

Type	Freq (Hz)	Level (dBuV/m)	Limit (dBuV/m)	Margin (dB)	Factor (dB)	Dist (m)	Condition	Azimuth (°)	Height (m)	Comments	Raw (dBuV)	AF (dB)	CL (dB)	PA (dB)
AV	2.48G	79.59	Inf	-Inf	31.26	3	Vertical	181	1.97	-	48.33	27.55	3.71	-
AV	2.483502G	35.33	54.00	-18.67	31.27	3	Vertical	181	1.97	-	4.06	27.56	3.71	-
PK	2.48G	102.09	Inf	-Inf	31.26	3	Vertical	181	1.97	-	70.83	27.55	3.71	-
PK	2.483502G	57.83	74.00	-16.17	31.27	3	Vertical	181	1.97	-	26.56	27.56	3.71	-

BT-EDR(2Mbps)

2480MHz_TX

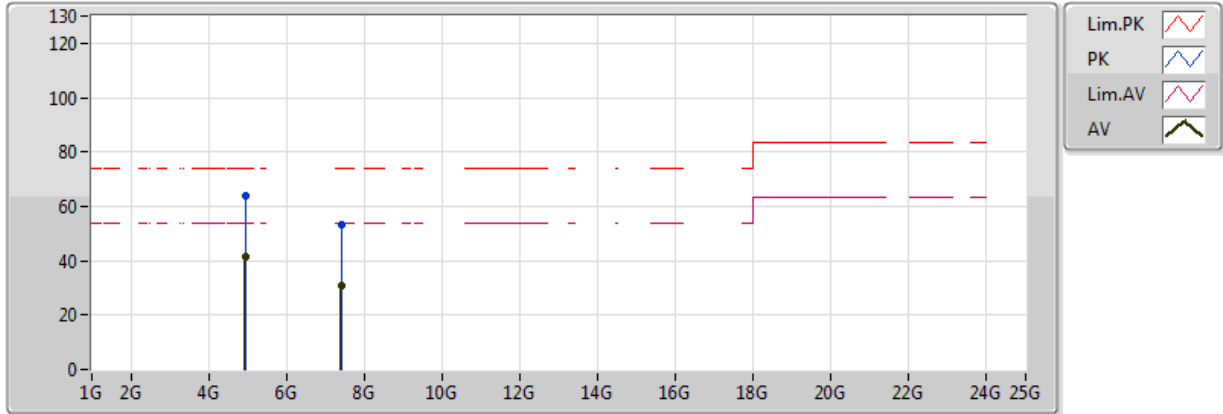


EUT = Z

Type	Freq (Hz)	Level (dBuV/m)	Limit (dBuV/m)	Margin (dB)	Factor (dB)	Dist (m)	Condition	Azimuth (°)	Height (m)	Comments	Raw (dBuV)	AF (dB)	CL (dB)	PA (dB)
AV	2.48G	80.58	Inf	-Inf	31.26	3	Horizontal	190	1.01	-	49.32	27.55	3.71	-
AV	2.483502G	34.87	54.00	-19.13	31.27	3	Horizontal	190	1.01	-	3.60	27.56	3.71	-
PK	2.48G	103.08	Inf	-Inf	31.26	3	Horizontal	190	1.01	-	71.82	27.55	3.71	-
PK	2.483502G	57.37	74.00	-16.63	31.27	3	Horizontal	190	1.01	-	26.10	27.56	3.71	-

BT-EDR(2Mbps)

2480MHz_TX

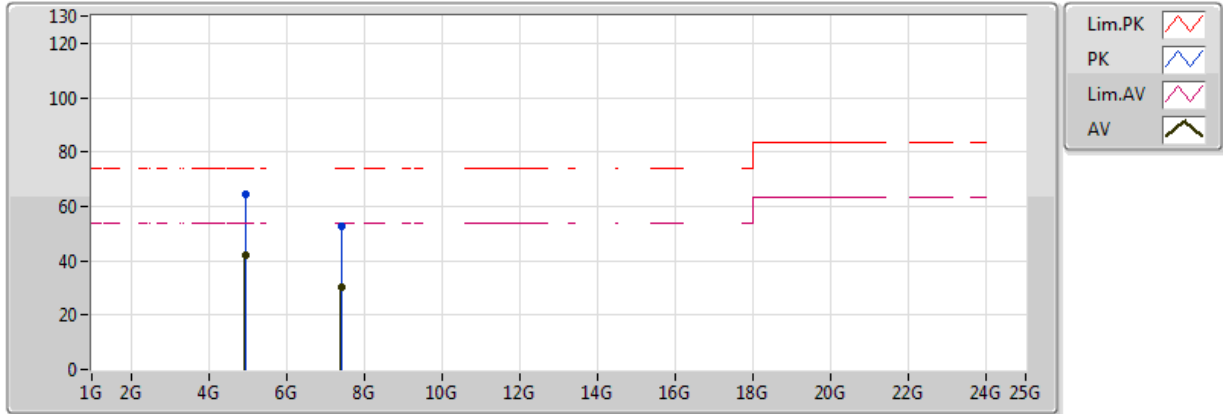


EUT = Z

Type	Freq (Hz)	Level (dBuV/m)	Limit (dBuV/m)	Margin (dB)	Factor (dB)	Dist (m)	Condition	Azimuth (°)	Height (m)	Comments	Raw (dBuV)	AF (dB)	CL (dB)	PA (dB)
AV	4.959961G	41.56	54.00	-12.44	2.59	3	Vertical	152	3.35	-	38.97	31.53	5.56	34.49
AV	7.439932G	30.60	54.00	-23.40	7.95	3	Vertical	158	1.39	-	22.65	36.14	6.68	34.87
PK	4.959961G	64.06	74.00	-9.94	2.59	3	Vertical	152	3.35	-	61.47	31.53	5.56	34.49
PK	7.439932G	53.10	74.00	-20.90	7.95	3	Vertical	158	1.39	-	45.15	36.14	6.68	34.87

BT-EDR(2Mbps)

2480MHz_TX

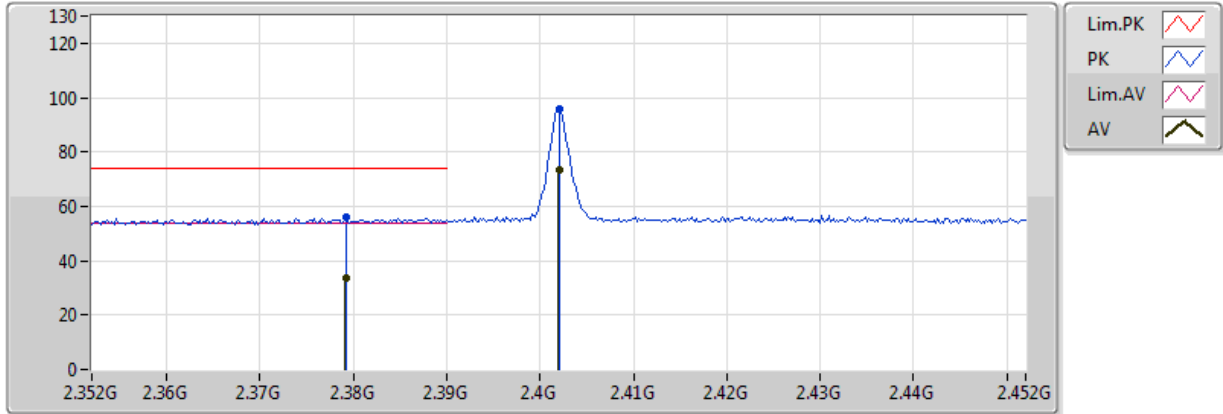


EUT = Z

Type	Freq (Hz)	Level (dBuV/m)	Limit (dBuV/m)	Margin (dB)	Factor (dB)	Dist (m)	Condition	Azimuth (°)	Height (m)	Comments	Raw (dBuV)	AF (dB)	CL (dB)	PA (dB)
AV	4.959961G	41.76	54.00	-12.24	2.59	3	Horizontal	198	1.67	-	39.17	31.53	5.56	34.49
AV	7.439912G	30.29	54.00	-23.71	7.95	3	Horizontal	222	1.50	-	22.34	36.14	6.68	34.87
PK	4.959961G	64.26	74.00	-9.74	2.59	3	Horizontal	198	1.67	-	61.67	31.53	5.56	34.49
PK	7.439912G	52.79	74.00	-21.21	7.95	3	Horizontal	222	1.50	-	44.84	36.14	6.68	34.87

BT-EDR(3Mbps)

2402MHz_TX

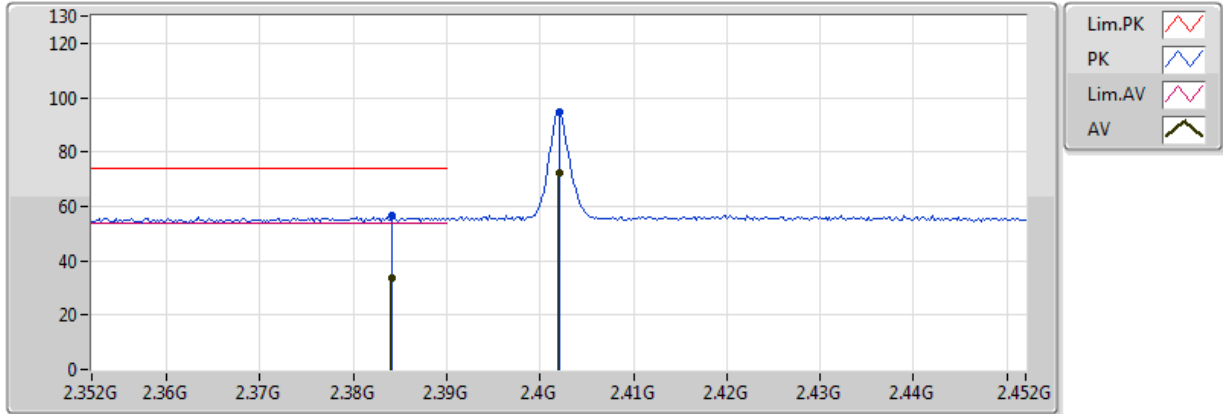


EUT = Z

Type	Freq (Hz)	Level (dBuV/m)	Limit (dBuV/m)	Margin (dB)	Factor (dB)	Dist (m)	Condition	Azimuth (°)	Height (m)	Comments	Raw (dBuV)	AF (dB)	CL (dB)	PA (dB)
AV	2.3792G	33.65	54.00	-20.35	30.90	3	Vertical	180	2.00	-	2.75	27.29	3.61	-
AV	2.402G	73.26	Inf	-Inf	30.98	3	Vertical	180	2.00	-	42.28	27.35	3.63	-
PK	2.3792G	56.15	74.00	-17.85	30.90	3	Vertical	180	2.00	-	25.25	27.29	3.61	-
PK	2.402G	95.76	Inf	-Inf	30.98	3	Vertical	180	2.00	-	64.78	27.35	3.63	-

BT-EDR(3Mbps)

2402MHz_TX

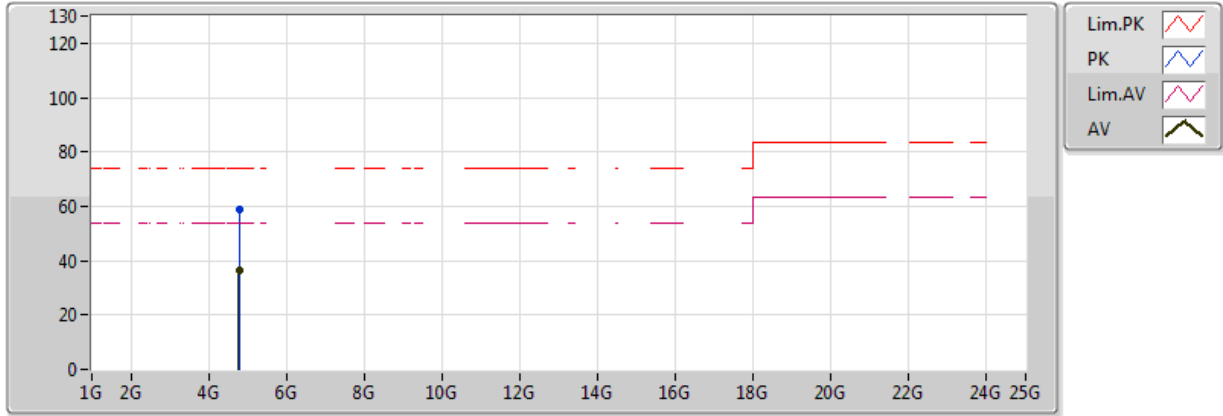


EUT = Z

Type	Freq (Hz)	Level (dBuV/m)	Limit (dBuV/m)	Margin (dB)	Factor (dB)	Dist (m)	Condition	Azimuth (°)	Height (m)	Comments	Raw (dBuV)	AF (dB)	CL (dB)	PA (dB)
AV	2.3842G	33.81	54.00	-20.19	30.91	3	Horizontal	192	1.09	-	2.90	27.30	3.62	-
AV	2.402G	72.45	Inf	-Inf	30.98	3	Horizontal	192	1.09	-	41.47	27.35	3.63	-
PK	2.3842G	56.32	74.00	-17.68	30.91	3	Horizontal	192	1.09	-	25.40	27.30	3.62	-
PK	2.402G	94.65	Inf	-Inf	30.98	3	Horizontal	192	1.09	-	63.67	27.35	3.63	-

BT-EDR(3Mbps)

2402MHz_TX

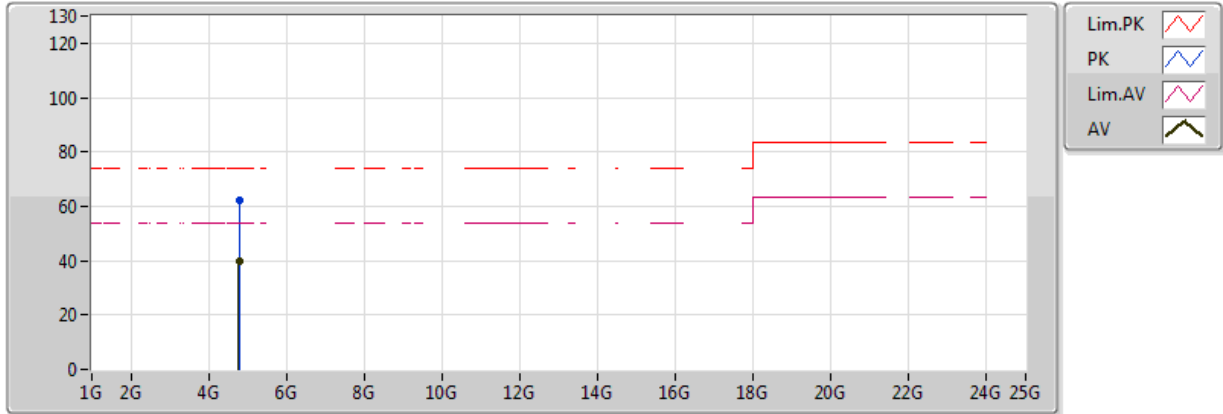


EUT = Z

Type	Freq (Hz)	Level (dBuV/m)	Limit (dBuV/m)	Margin (dB)	Factor (dB)	Dist (m)	Condition	Azimuth (°)	Height (m)	Comments	Raw (dBuV)	AF (dB)	CL (dB)	PA (dB)
AV	4.80396G	36.20	54.00	-17.80	2.10	3	Vertical	357	1.16	-	34.10	31.25	5.38	34.53
PK	4.80396G	58.70	74.00	-15.30	2.10	3	Vertical	357	1.16	-	56.60	31.25	5.38	34.53

BT-EDR(3Mbps)

2402MHz_TX

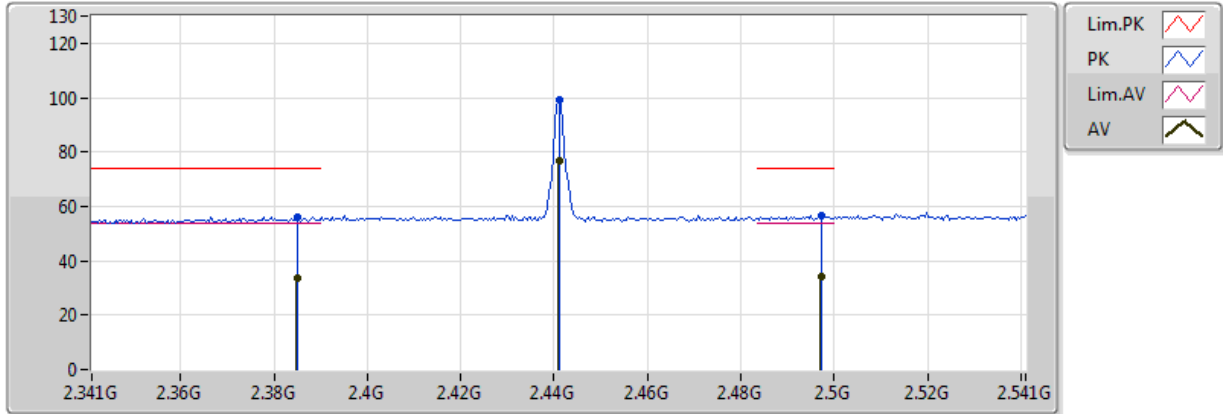


EUT = Z

Type	Freq (Hz)	Level (dBuV/m)	Limit (dBuV/m)	Margin (dB)	Factor (dB)	Dist (m)	Condition	Azimuth (°)	Height (m)	Comments	Raw (dBuV)	AF (dB)	CL (dB)	PA (dB)
AV	4.80394G	39.70	54.00	-14.30	2.10	3	Horizontal	17	1.01	-	37.60	31.25	5.38	34.53
PK	4.80394G	62.20	74.00	-11.80	2.10	3	Horizontal	17	1.01	-	60.10	31.25	5.38	34.53

BT-EDR(3Mbps)

2441MHz_TX

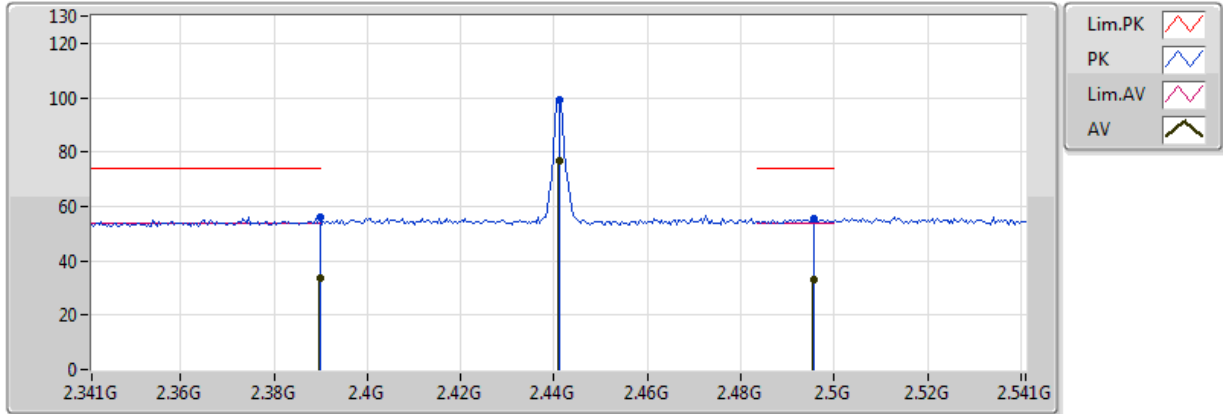


EUT = Z

Type	Freq (Hz)	Level (dBuV/m)	Limit (dBuV/m)	Margin (dB)	Factor (dB)	Dist (m)	Condition	Azimuth (°)	Height (m)	Comments	Raw (dBuV)	AF (dB)	CL (dB)	PA (dB)
AV	2.385G	33.59	54.00	-20.41	30.92	3	Vertical	179	2.10	-	2.67	27.30	3.62	-
AV	2.441G	76.53	Inf	-Inf	31.12	3	Vertical	179	2.10	-	45.41	27.45	3.67	-
AV	2.4974G	34.35	54.00	-19.65	31.32	3	Vertical	179	2.10	-	3.03	27.59	3.73	-
PK	2.385G	56.08	74.00	-17.92	30.92	3	Vertical	179	2.10	-	25.17	27.30	3.62	-
PK	2.441G	99.03	Inf	-Inf	31.12	3	Vertical	179	2.10	-	67.91	27.45	3.67	-
PK	2.4974G	56.85	74.00	-17.15	31.32	3	Vertical	179	2.10	-	25.53	27.59	3.73	-

BT-EDR(3Mbps)

2441MHz_TX

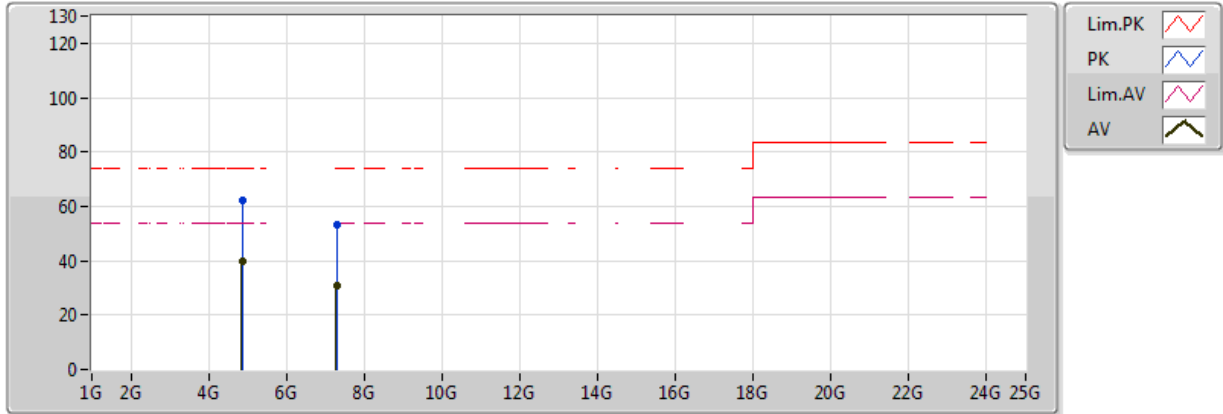


EUT = Z

Type	Freq (Hz)	Level (dBuV/m)	Limit (dBuV/m)	Margin (dB)	Factor (dB)	Dist (m)	Condition	Azimuth (°)	Height (m)	Comments	Raw (dBuV)	AF (dB)	CL (dB)	PA (dB)
AV	2.389998G	33.42	54.00	-20.58	30.93	3	Horizontal	190	1.08	-	2.49	27.31	3.62	-
AV	2.441G	76.75	Inf	-Inf	31.12	3	Horizontal	190	1.08	-	45.63	27.45	3.67	-
AV	2.4958G	32.91	54.00	-21.09	31.31	3	Horizontal	190	1.08	-	1.60	27.59	3.73	-
PK	2.389998G	55.92	74.00	-18.08	30.93	3	Horizontal	190	1.08	-	24.99	27.31	3.62	-
PK	2.441G	99.25	Inf	-Inf	31.12	3	Horizontal	190	1.08	-	68.13	27.45	3.67	-
PK	2.4958G	55.41	74.00	-18.59	31.31	3	Horizontal	190	1.08	-	24.10	27.59	3.73	-

BT-EDR(3Mbps)

2441MHz_TX

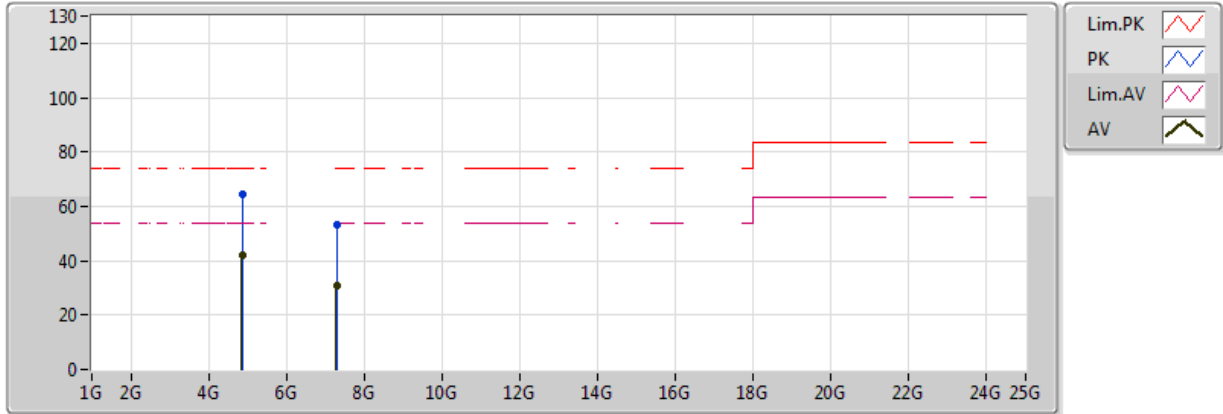


EUT = Z

Type	Freq (Hz)	Level (dBuV/m)	Limit (dBuV/m)	Margin (dB)	Factor (dB)	Dist (m)	Condition	Azimuth (°)	Height (m)	Comments	Raw (dBuV)	AF (dB)	CL (dB)	PA (dB)
AV	4.88192G	39.91	54.00	-14.09	2.34	3	Vertical	104	1.00	-	37.57	31.39	5.47	34.51
AV	7.32298G	30.63	54.00	-23.37	7.63	3	Vertical	170	3.35	-	23.00	35.84	6.64	34.84
PK	4.88192G	62.41	74.00	-11.59	2.34	3	Vertical	104	1.00	-	60.07	31.39	5.47	34.51
PK	7.32298G	53.13	74.00	-20.87	7.63	3	Vertical	170	3.35	-	45.50	35.84	6.64	34.84

BT-EDR(3Mbps)

2441MHz_TX

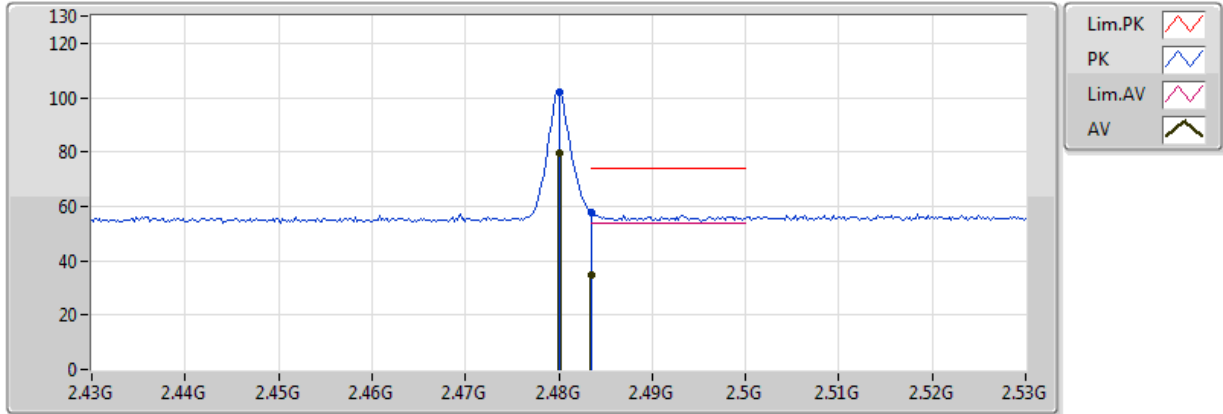


EUT = Z

Type	Freq (Hz)	Level (dBuV/m)	Limit (dBuV/m)	Margin (dB)	Factor (dB)	Dist (m)	Condition	Azimuth (°)	Height (m)	Comments	Raw (dBuV)	AF (dB)	CL (dB)	PA (dB)
AV	4.88196G	42.06	54.00	-11.94	2.34	3	Horizontal	21	1.03	-	39.72	31.39	5.47	34.51
AV	7.32278G	30.83	54.00	-23.17	7.63	3	Horizontal	4	1.50	-	23.20	35.84	6.64	34.84
PK	4.88196G	64.56	74.00	-9.44	2.34	3	Horizontal	21	1.03	-	62.22	31.39	5.47	34.51
PK	7.32278G	53.33	74.00	-20.67	7.63	3	Horizontal	4	1.50	-	45.70	35.84	6.64	34.84

BT-EDR(3Mbps)

2480MHz_TX

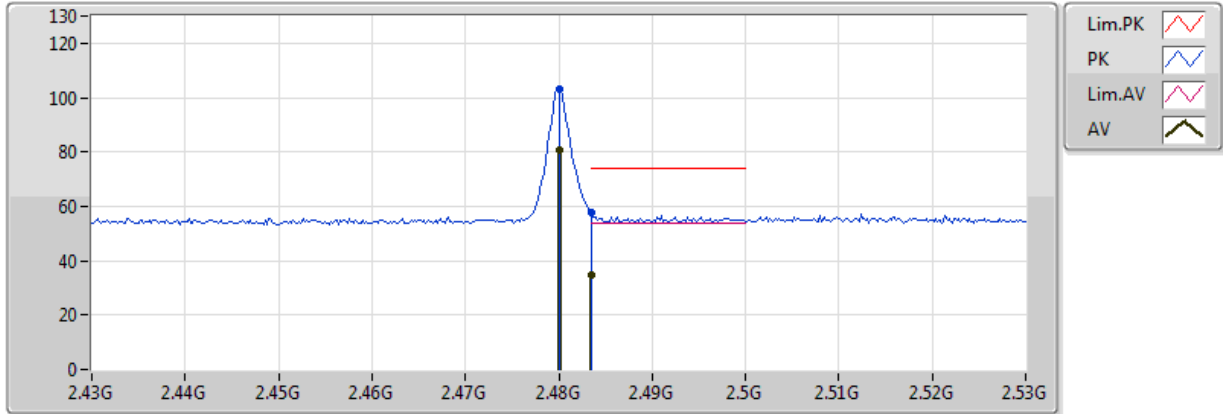


EUT = Z

Type	Freq (Hz)	Level (dBuV/m)	Limit (dBuV/m)	Margin (dB)	Factor (dB)	Dist (m)	Condition	Azimuth (°)	Height (m)	Comments	Raw (dBuV)	AF (dB)	CL (dB)	PA (dB)
AV	2.48G	79.67	Inf	-Inf	31.26	3	Vertical	180	1.98	-	48.41	27.55	3.71	-
AV	2.483502G	35.02	54.00	-18.98	31.27	3	Vertical	180	1.98	-	3.75	27.56	3.71	-
PK	2.48G	102.17	Inf	-Inf	31.26	3	Vertical	180	1.98	-	70.91	27.55	3.71	-
PK	2.483502G	57.52	74.00	-16.48	31.27	3	Vertical	180	1.98	-	26.25	27.56	3.71	-

BT-EDR(3Mbps)

2480MHz_TX

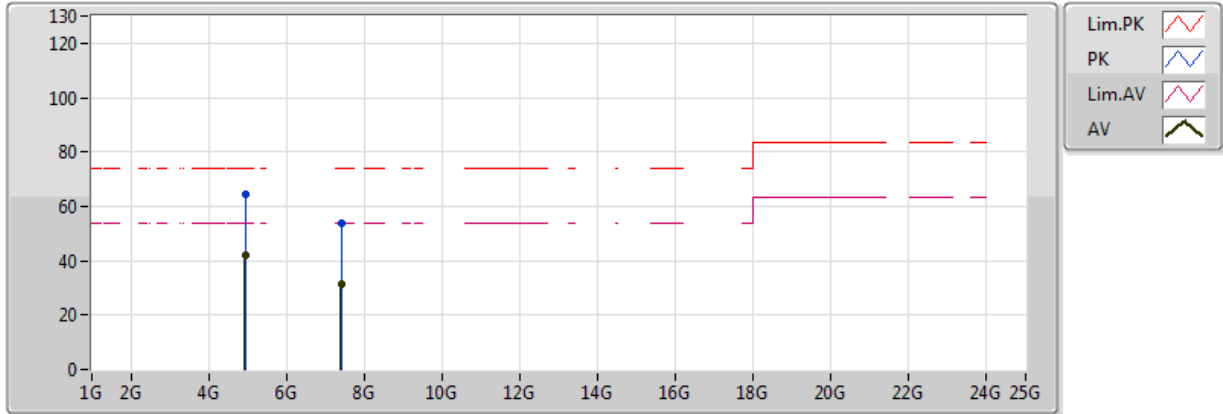


EUT = Z

Type	Freq (Hz)	Level (dBuV/m)	Limit (dBuV/m)	Margin (dB)	Factor (dB)	Dist (m)	Condition	Azimuth (°)	Height (m)	Comments	Raw (dBuV)	AF (dB)	CL (dB)	PA (dB)
AV	2.48G	80.71	Inf	-Inf	31.26	3	Horizontal	189	1.00	-	49.45	27.55	3.71	-
AV	2.483502G	34.99	54.00	-19.01	31.27	3	Horizontal	189	1.00	-	3.72	27.56	3.71	-
PK	2.48G	103.21	Inf	-Inf	31.26	3	Horizontal	189	1.00	-	71.95	27.55	3.71	-
PK	2.483502G	57.49	74.00	-16.51	31.27	3	Horizontal	189	1.00	-	26.22	27.56	3.71	-

BT-EDR(3Mbps)

2480MHz_TX

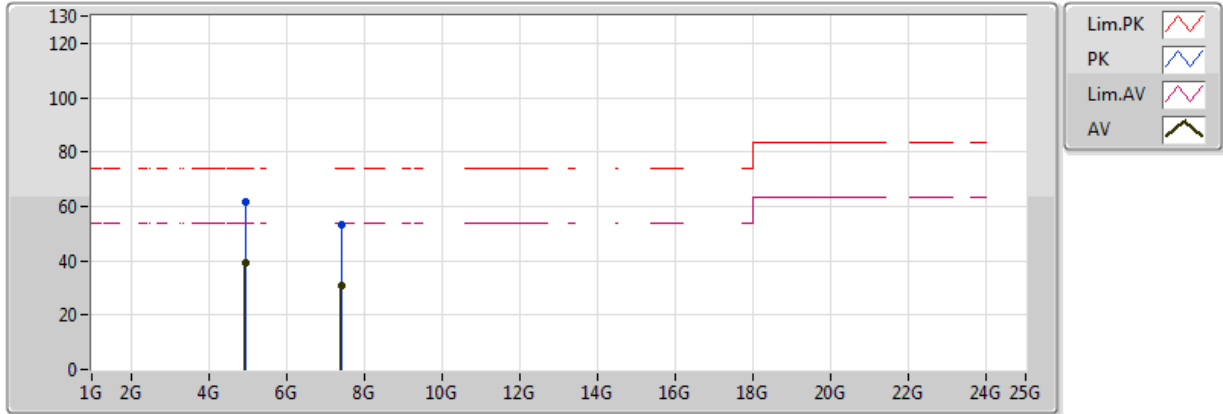


EUT = Z

Type	Freq (Hz)	Level (dBuV/m)	Limit (dBuV/m)	Margin (dB)	Factor (dB)	Dist (m)	Condition	Azimuth (°)	Height (m)	Comments	Raw (dBuV)	AF (dB)	CL (dB)	PA (dB)
AV	4.95995G	42.04	54.00	-11.96	2.59	3	Vertical	151	3.35	-	39.45	31.53	5.56	34.49
AV	7.43981G	31.18	54.00	-22.82	7.95	3	Vertical	153	1.30	-	23.23	36.14	6.68	34.87
PK	4.95995G	64.54	74.00	-9.46	2.59	3	Vertical	151	3.35	-	61.95	31.53	5.56	34.49
PK	7.43981G	53.68	74.00	-20.32	7.95	3	Vertical	153	1.30	-	45.73	36.14	6.68	34.87

BT-EDR(3Mbps)

2480MHz_TX



EUT = Z

Type	Freq (Hz)	Level (dBuV/m)	Limit (dBuV/m)	Margin (dB)	Factor (dB)	Dist (m)	Condition	Azimuth (°)	Height (m)	Comments	Raw (dBuV)	AF (dB)	CL (dB)	PA (dB)
AV	4.95996G	39.40	54.00	-14.60	2.59	3	Horizontal	104	1.15	-	36.81	31.53	5.56	34.49
AV	7.43994G	30.71	54.00	-23.29	7.95	3	Horizontal	222	1.51	-	22.76	36.14	6.68	34.87
PK	4.95996G	61.90	74.00	-12.10	2.59	3	Horizontal	104	1.15	-	59.31	31.53	5.56	34.49
PK	7.43994G	53.21	74.00	-20.79	7.95	3	Horizontal	222	1.51	-	45.26	36.14	6.68	34.87