

# FCC Test Report

**Equipment** : Bluetooth Headphone  
**Brand Name** : Bang & Olufsen  
**Model No.** : Beoplay H8i  
**FCC ID** : TTUBEOPLAYH8I  
**Standard** : 47 CFR FCC Part 15.247  
**Operating Band** : 2400 MHz – 2483.5 MHz  
**Applicant** : Bang & Olufsen a/s  
Peter Bangs Vej 15, DK-7600 Struer,  
Denmark  
**Manufacturer** : Bang & Olufsen a/s  
Peter Bangs Vej 15, DK-7600 Struer,  
Denmark

The product sample received on Sep. 14, 2017 and completely tested on Sep. 28, 2017. We, SPORTON, would like to declare that the tested sample has been evaluated in accordance with the procedures given in ANSI C63.10-2013 and shown compliance with the applicable technical standards.

The test results in this report apply exclusively to the tested model / sample. Without written approval of SPORTON INTERNATIONAL INC., the test report shall not be reproduced except in full.

  
Phoenix Chen  
SPORTON INTERNATIONAL INC.





# Table of Contents

- 1 GENERAL DESCRIPTION .....5**
- 1.1 Information.....5
- 1.2 Testing Applied Standards .....6
- 1.3 Testing Location Information .....6
- 1.4 Measurement Uncertainty .....6
- 2 TEST CONFIGURATION OF EUT.....7**
- 2.1 Test Condition .....7
- 2.2 Test Channel Mode .....7
- 2.3 The Worst Case Measurement Configuration.....8
- 2.4 Accessories .....9
- 2.5 Support Equipment.....9
- 2.6 Test Setup Diagram .....10
- 3 TRANSMITTER TEST RESULT .....12**
- 3.1 AC Power-line Conducted Emissions .....12
- 3.2 DTS Bandwidth.....13
- 3.3 Maximum Conducted Output Power .....14
- 3.4 Power Spectral Density .....16
- 3.5 Emissions in Non-restricted Frequency Bands .....17
- 3.6 Emissions in Restricted Frequency Bands.....18
- 4 TEST EQUIPMENT AND CALIBRATION DATA .....22**

**APPENDIX A. TEST RESULTS OF AC POWER-LINE CONDUCTED EMISSIONS**

**APPENDIX B. TEST RESULTS OF DTS BANDWIDTH**

**APPENDIX C. TEST RESULTS OF MAXIMUM CONDUCTED OUTPUT POWER**

**APPENDIX D. TEST RESULTS OF POWER SPECTRAL DENSITY**

**APPENDIX E. TEST RESULTS OF EMISSIONS IN NON-RESTRICTED FREQUENCY BANDS**

**APPENDIX F. TEST RESULTS OF EMISSIONS IN RESTRICTED FREQUENCY BANDS**

**APPENDIX G. TEST PHOTOS**

**PHOTOGRAPHS OF EUT V01**



### Summary of Test Result

| Conformance Test Specifications |                  |   |                                  |          |
|---------------------------------|------------------|---|----------------------------------|----------|
| Report Clause                   | Ref. Std. Clause | Description                                 | Limit                            | Result   |
| 1.1.2                           | 15.203           | Antenna Requirement                         | FCC 15.203                       | Complied |
| 3.1                             | 15.207           | AC Power-line Conducted Emissions           | FCC 15.207                       | Complied |
| 3.2                             | 15.247(a)        | DTS Bandwidth                               | ≥500kHz                          | Complied |
| 3.3                             | 15.247(b)        | Maximum Conducted Output Power              | Power [dBm]:30                   | Complied |
| 3.4                             | 15.247(e)        | Power Spectral Density                      | PSD [dBm/3kHz]:8                 | Complied |
| 3.5                             | 15.247(d)        | Emissions in Non-restricted Frequency Bands | Non-Restricted Bands:<br>>30 dBc | Complied |
| 3.6                             | 15.247(d)        | Emissions in Restricted Frequency Bands     | Restricted Bands:<br>FCC 15.209  | Complied |





# 1 General Description

## 1.1 Information

### 1.1.1 RF General Information

| Frequency Range (MHz) | Bluetooth Mode | Ch. Frequency (MHz) | Channel Number |
|-----------------------|----------------|---------------------|----------------|
| 2400-2483.5           | LE             | 2402-2480           | 0-39 [40]      |

| Band          | Mode         | BWch (MHz) | Nant |
|---------------|--------------|------------|------|
| 2.4-2.4835GHz | BT-LE(1Mbps) | 1.0        | 1TX  |

Note:

- ♦ Bluetooth LE uses a GFSK (1Mbps) modulation for DSSS.
- ♦ BWch is the nominal channel bandwidth.

### 1.1.2 Antenna Information

| Ant. | Port | Brand         | Model Name      | Antenna Type | Connector      | Gain (dBi) |
|------|------|---------------|-----------------|--------------|----------------|------------|
| 1    | 1    | Sage Elephant | S306300001000-A | Chip         | fixed on board | 0.95       |

### 1.1.3 EUT Information

| Operational Condition               |   |
|-------------------------------------|---|
| EUT Power Type                      | From Host System / Battery / AC Adapter                                       |
| Type of EUT                         |   |
| <input checked="" type="checkbox"/> | Stand-alone   |
| <input type="checkbox"/>            | Combined (EUT where the radio part is fully integrated within another device) |
|                                     | Combined Equipment - Brand Name / Model No.: ...                              |
| <input type="checkbox"/>            | Plug-in radio (EUT intended for a variety of host systems)                    |
|                                     | Host System - Brand Name / Model No.: ...                                     |
| <input type="checkbox"/>            | Other:  |

### 1.1.4 Mode Test Duty Cycle

| Mode         | DC    | DCF(dB) | T(s)     | VBW(Hz) ≥ 1/T |
|--------------|-------|---------|----------|---------------|
| BT-LE(1Mbps) | 0.639 | 1.945   | 412.188u | 3k            |

### 1.1.5 Table for Multiple Listing

The brand/model names in the following table are all refer to the identical product.

| Brand Name     | Model Name  | Color   | Description   |
|----------------|-------------|---------|---|
| Bang & Olufsen | Beoplay H8i | Natural | All the models are identical, the difference as appearance color. |
| Bang & Olufsen | Beoplay H8i | Black   |   |

## 1.2 Testing Applied Standards

According to the specifications of the manufacturer, the EUT must comply with the requirements of the following standards:

- ◆ 47 CFR FCC Part 15
- ◆ ANSI C63.10-2013
- ◆ KDB 558074 D01 v04

## 1.3 Testing Location Information

| Testing Location                           |        |   |
|--|--------|---|
| <input checked="" type="checkbox"/>        | HWA YA | ADD : No. 52, Huaya 1st Rd., Guishan Dist., Taoyuan City, Taiwan (R.O.C.)<br>TEL : 886-3-327-3456 FAX : 886-3-327-0973    |
| Test site Designation No. TW1190 with FCC. |        |   |
| <input type="checkbox"/>                   | JHUBEI | ADD : No.8, Ln. 724, Bo'ai St., Zhubei City, Hsinchu County, Taiwan (R.O.C.)<br>TEL : 886-3-656-9065 FAX : 886-3-656-9085 |
| Test site Designation No. TW0006 with FCC. |        |   |

| Test Condition | Test Site No. | Test Engineer | Test Environment | Test Date   |
|----------------|---------------|---------------|------------------|-------------|
| RF Conducted   | TH01-HY       | Gary          | 21.5°C / 61%     | 28/Sep/2017 |
| Radiated       | 03CH02-HY     | Lynus         | 24.4°C / 63%     | 14/Sep/2017 |
| AC Conduction  | CO04-HY       | Lynus         | 24.4°C / 63%     | 15/Sep/2017 |

## 1.4 Measurement Uncertainty

ISO/IEC 17025 requires that an estimate of the measurement uncertainties associated with the emissions test results be included in the report. The measurement uncertainties given below are based on a 95% confidence level (based on a coverage factor (k=2))

| Test Items                           | Uncertainty | Remark                   |
|--------------------------------------|-------------|--------------------------|
| Conducted Emission (150kHz ~ 30MHz)  | 3.6 dB      | Confidence levels of 95% |
| Radiated Emission (30MHz ~ 1,000MHz) | 2.1 dB      | Confidence levels of 95% |
| Radiated Emission (1GHz ~ 18GHz)     | 2.6 dB      | Confidence levels of 95% |
| Radiated Emission (18GHz ~ 40GHz)    | 2.9 dB      | Confidence levels of 95% |
| Conducted Emission                   | 1.3 dB      | Confidence levels of 95% |



## 2 Test Configuration of EUT

### 2.1 Test Condition

| RF Conducted | Abbreviation | Remark |
|--------------|--------------|--------|
| TnomVnom     | Tnom         | 20°C   |
| -            | Vnom         | 3.7V   |

### 2.2 Test Channel Mode




|                       |                 |
|-----------------------|-----------------|
| Test Software Version | BlueSuite 2.6.2 |
|-----------------------|-----------------|

| Mode         | Power Setting |
|--------------|---------------|
| BT-LE(1Mbps) | -             |
| 2402MHz      | default       |
| 2440MHz      | default       |
| 2480MHz      | default       |

### 2.3 The Worst Case Measurement Configuration

| The Worst Case Mode for Following Conformance Tests |  |
|---|--|
| Tests Item  | AC power-line conducted emissions                        |
| Condition   | AC power-line conducted measurement for line and neutral |
| Operating Mode                                      | CTX  |
| 1   | USB Mode   |

| The Worst Case Mode for Following Conformance Tests |  |
|---|--|
| Tests Item  | DTS Bandwidth<br>Maximum Conducted Output Power<br>Power Spectral Density<br>Emissions in Non-restricted Frequency Bands |
| Test Condition                                      | Conducted measurement at transmit chains   |

| The Worst Case Mode for Following Conformance Tests |   |   |   |
|---|---|---|---|
| Tests Item  | Emissions in Restricted Frequency Bands   |   |   |
| Test Condition                                      | Radiated measurement<br>If EUT consist of multiple antenna assembly (multiple antenna are used in EUT regardless of spatial multiplexing MIMO configuration), the radiated test should be performed with highest antenna gain of each antenna type. |   |   |
| Operating Mode < 1GHz                               | CTX   |   |   |
| 1   | USB Mode  |   |   |
| Operating Mode > 1GHz                               | CTX   |   |   |
| Orthogonal Planes of EUT                            | X Plane   | Y Plane   | Z Plane   |
|   |    |  |  |
| Worst Planes of EUT                                 |   |   | V   |





## 2.4 Accessories

| Accessories           |             |                                |
|-----------------------|-------------|--------------------------------|
| Type C to USB Cable*2 | Signal Line | 1.25 meter, D-Shielded cable   |
| Audio Cable*2         | Signal Line | 1.25 meter, Non-Shielded cable |

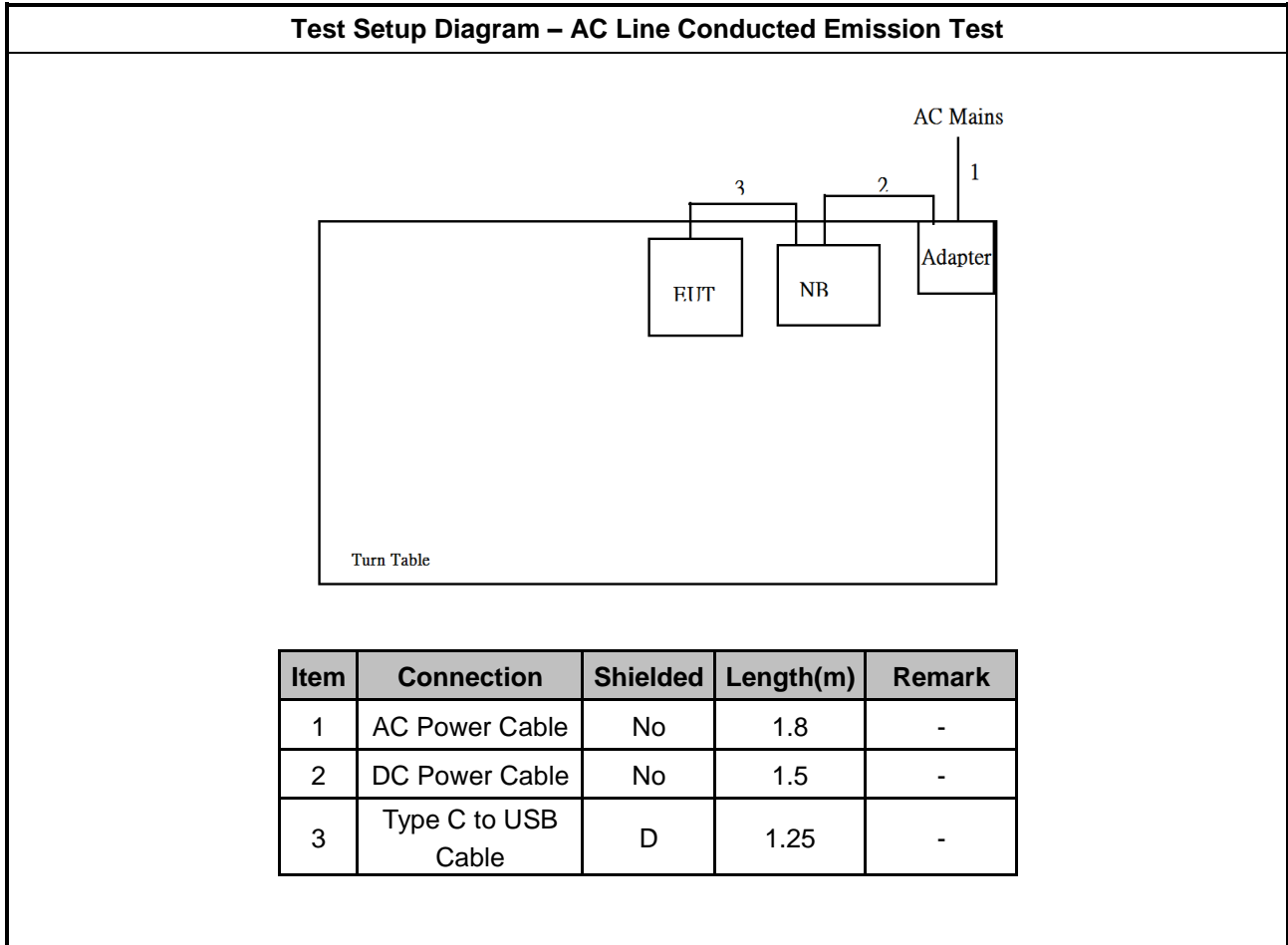
## 2.5 Support Equipment

| Support Equipment – RF Conducted |                |            |            |        |
|----------------------------------|----------------|------------|------------|--------|
| No.                              | Equipment      | Brand Name | Model Name | FCC ID |
| 1                                | Notebook       | DELL       | E5410      | DoC    |
| 2                                | Adapter for NB | DELL       | HA65NM130  | DoC    |
| 3                                | DC Source      | G.W        | GPC-6030D  | N/A    |

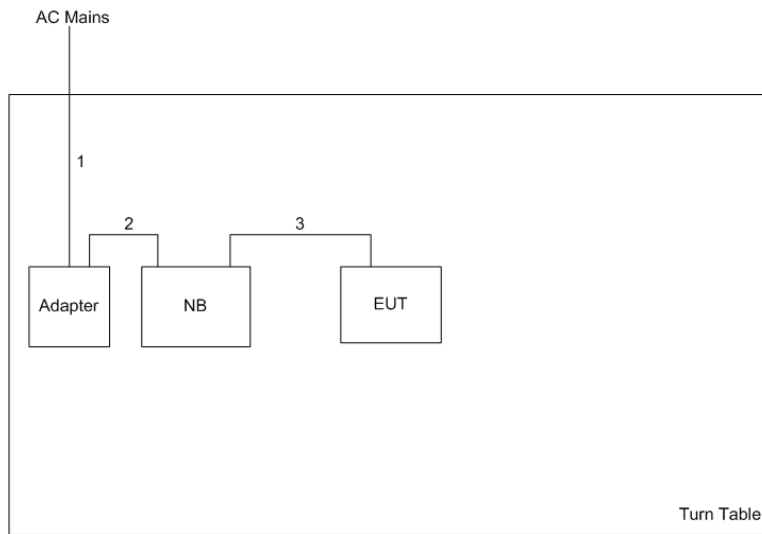
| Support Equipment – Radiated Emission |                |            |            |        |
|---------------------------------------|----------------|------------|------------|--------|
| No.                                   | Equipment      | Brand Name | Model Name | FCC ID |
| 1                                     | Notebook       | DELL       | E5520      | N/A    |
| 2                                     | Adapter for NB | DELL       | LA65NS2-01 | N/A    |

| Support Equipment – AC Conduction |                |            |            |        |
|-----------------------------------|----------------|------------|------------|--------|
| No.                               | Equipment      | Brand Name | Model Name | FCC ID |
| 1                                 | Notebook       | DELL       | E5520      | N/A    |
| 2                                 | Adapter for NB | DELL       | LA65NS2-01 | N/A    |

## 2.6 Test Setup Diagram



**Test Setup Diagram - Radiated Test**



| Item | Connection          | Shielded | Length(m) | Remark |
|------|---------------------|----------|-----------|--------|
| 1    | AC Power Cable      | No       | 1.8       | -      |
| 2    | DC Power Cable      | No       | 1.5       | -      |
| 3    | Type C to USB Cable | D        | 1.25      | -      |

### 3 Transmitter Test Result

#### 3.1 AC Power-line Conducted Emissions

##### 3.1.1 AC Power-line Conducted Emissions Limit

| AC Power-line Conducted Emissions Limit |            |           |
|---|------------|-----------|
| Frequency Emission (MHz)                | Quasi-Peak | Average   |
| 0.15-0.5                                | 66 - 56 *  | 56 - 46 * |
| 0.5-5                                   | 56         | 46        |
| 5-30                                    | 60         | 50        |

Note 1: \* Decreases with the logarithm of the frequency.

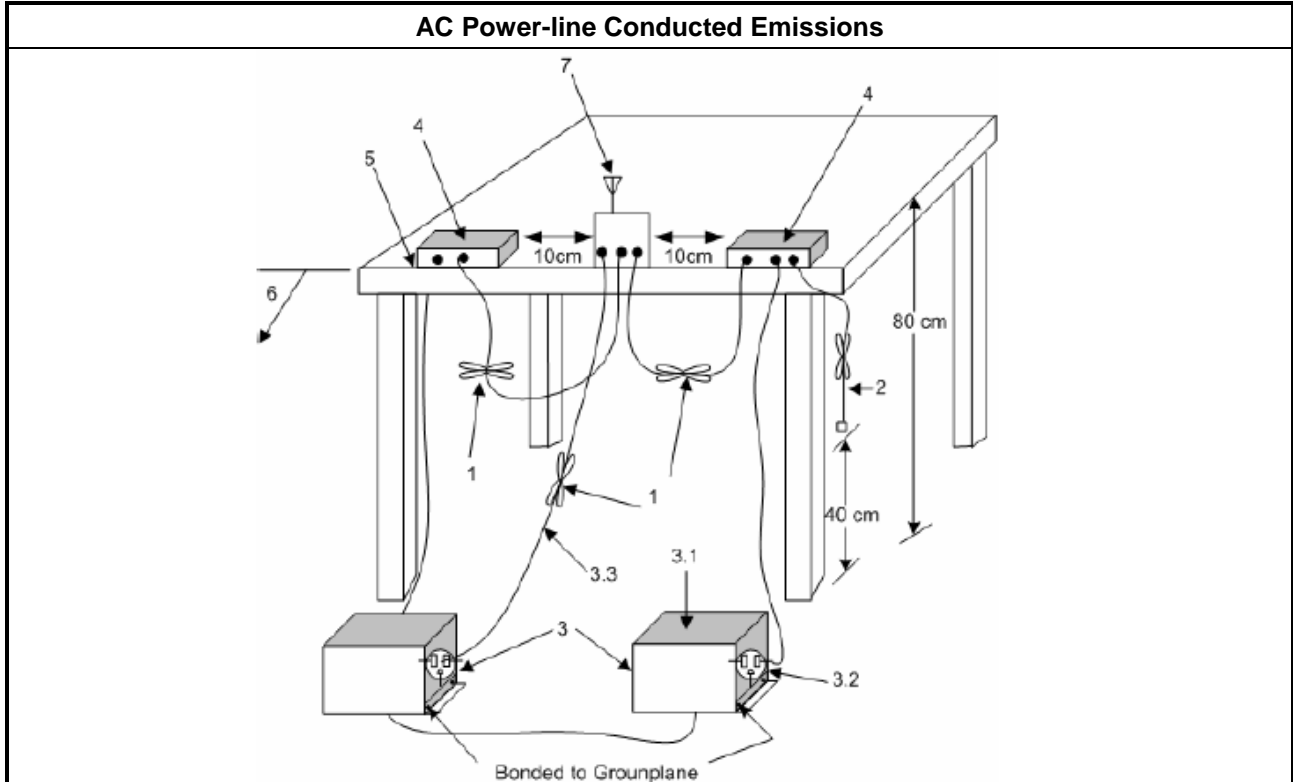
##### 3.1.2 Measuring Instruments

Refer a test equipment and calibration data table in this test report.

##### 3.1.3 Test Procedures

| Test Method   |
|---|
| <ul style="list-style-type: none"> <li>Refer as ANSI C63.10-2013, clause 6.2 foray power-line conducted emissions.</li> </ul> |

##### 3.1.4 Test Setup



##### 3.1.5 Test Result of AC Power-line Conducted Emissions

Refer as Appendix A

### 3.2 DTS Bandwidth

#### 3.2.1 6dB Bandwidth Limit

| 6dB Bandwidth Limit   |  |
|---|--|
| Systems using digital modulation techniques:  |  |
| <ul style="list-style-type: none"> <li>▪ 6 dB bandwidth <math>\geq</math> 500 kHz.</li> </ul> |  |

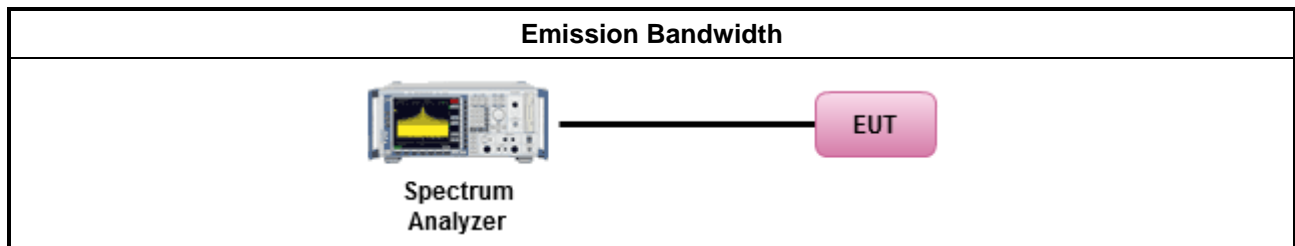
#### 3.2.2 Measuring Instruments

Refer a test equipment and calibration data table in this test report.

#### 3.2.3 Test Procedures

| Test Method                         |  |
|-------------------------------------|--|
| ▪                                   | For the emission bandwidth shall be measured using one of the options below: |
| <input checked="" type="checkbox"/> | Refer as KDB 558074, clause 8.1 Option 1 for 6 dB bandwidth measurement.     |
| <input type="checkbox"/>            | Refer as KDB 558074, clause 8.2 Option 2 for 6 dB bandwidth measurement.     |
| <input type="checkbox"/>            | Refer as ANSI C63.10, clause 6.9.3 for occupied bandwidth testing.           |

#### 3.2.4 Test Setup



#### 3.2.5 Test Result of Emission Bandwidth

Refer as Appendix B

### 3.3 Maximum Conducted Output Power

#### 3.3.1 Maximum Conducted Output Power Limit

| Maximum Conducted Output Power Limit   |  |
|--|--|
|  | <ul style="list-style-type: none"> <li>▪ If <math>G_{TX} \leq 6</math> dBi, then <math>P_{Out} \leq 30</math> dBm (1 W)</li> </ul>   |
|  | <ul style="list-style-type: none"> <li>▪ Point-to-multipoint systems (P2M): If <math>G_{TX} &gt; 6</math> dBi, then <math>P_{Out} = 30 - (G_{TX} - 6)</math> dBm</li> </ul>  |
|  | <ul style="list-style-type: none"> <li>▪ Point-to-point systems (P2P): If <math>G_{TX} &gt; 6</math> dBi, then <math>P_{Out} = 30 - (G_{TX} - 6)/3</math> dBm</li> </ul>     |
|  | <ul style="list-style-type: none"> <li>▪ Smart antenna system (SAS):</li> </ul>  |
|  | <ul style="list-style-type: none"> <li>- Single beam: If <math>G_{TX} &gt; 6</math> dBi, then <math>P_{Out} = 30 - (G_{TX} - 6)/3</math> dBm</li> </ul>                      |
|  | <ul style="list-style-type: none"> <li>- Overlap beam: If <math>G_{TX} &gt; 6</math> dBi, then <math>P_{Out} = 30 - (G_{TX} - 6)/3</math> dBm</li> </ul>                     |
|  | <ul style="list-style-type: none"> <li>- Aggregate power on all beams: If <math>G_{TX} &gt; 6</math> dBi, then <math>P_{Out} = 30 - (G_{TX} - 6)/3 + 8</math> dBm</li> </ul> |
| e.i.r.p. Power Limit:  |  |
|  | <ul style="list-style-type: none"> <li>▪ 2400-2483.5 MHz Band</li> </ul>   |
|  | <ul style="list-style-type: none"> <li>▪ Point-to-multipoint systems (P2M): <math>P_{eirp} \leq 36</math> dBm (4 W)</li> </ul>   |
|  | <ul style="list-style-type: none"> <li>▪ Point-to-point systems (P2P): <math>P_{eirp} \leq \text{MAX}(36, [P_{Out} + G_{TX}])</math> dBm</li> </ul>                          |
|  | <ul style="list-style-type: none"> <li>▪ Smart antenna system (SAS)</li> </ul>   |
|  | <ul style="list-style-type: none"> <li>- Single beam: <math>P_{eirp} \leq \text{MAX}(36, P_{Out} + G_{TX})</math> dBm</li> </ul>   |
|  | <ul style="list-style-type: none"> <li>- Overlap beam: <math>P_{eirp} \leq \text{MAX}(36, P_{Out} + G_{TX})</math> dBm</li> </ul>  |
|  | <ul style="list-style-type: none"> <li>- Aggregate power on all beams: <math>P_{eirp} \leq \text{MAX}(36, [P_{Out} + G_{TX} + 8])</math> dBm</li> </ul>                      |
| <p><math>P_{Out}</math> = maximum peak conducted output power or maximum conducted output power in dBm,<br/> <math>G_{TX}</math> = the maximum transmitting antenna directional gain in dBi.</p> |  |

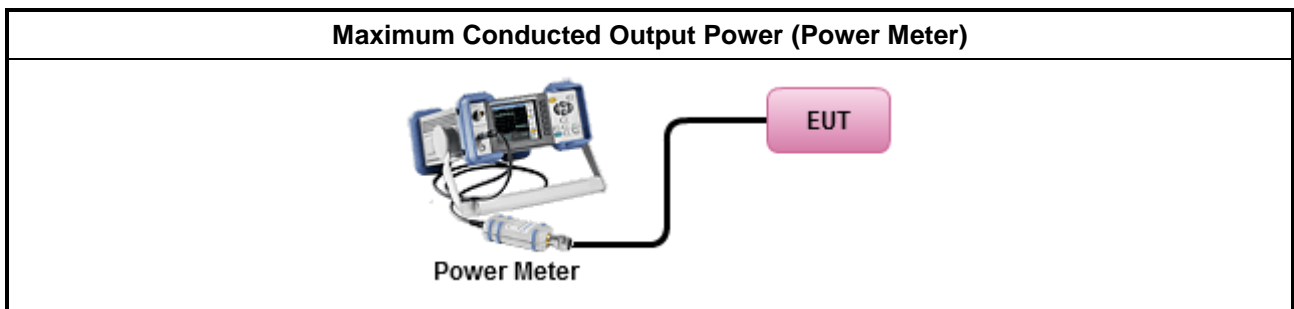
#### 3.3.2 Measuring Instruments

Refer a test equipment and calibration data table in this test report.

### 3.3.3 Test Procedures

| Test Method  |   |
|--|---|
| <ul style="list-style-type: none"> <li>▪ Maximum Peak Conducted Output Power</li> </ul>  |   |
| <input type="checkbox"/>   | Refer as KDB 558074, clause 9.1.1 Option 1 (RBW ≥ EBW method).                      |
| <input type="checkbox"/>   | Refer as KDB 558074, clause 9.1.2 Option 2 (integrated band power method)           |
| <input type="checkbox"/>   | Refer as KDB 558074, clause 9.1.3 Option 3 (peak power meter for VBW ≥ DTS BW)      |
| <ul style="list-style-type: none"> <li>▪ Maximum Average Conducted Output Power</li> </ul>   |   |
| Duty cycle ≥ 98%   |   |
| <input type="checkbox"/>   | Refer as KDB 558074, clause 9.2.2.4 Method AVGSA-2 (spectral trace averaging).      |
| Duty cycle < 98%   |   |
| <input type="checkbox"/>   | Refer as KDB 558074, clause 9.2.2.5 Method AVGSA-2 Alt. (slow sweep speed)          |
| RF power meter and average over on/off periods with duty factor or gated trigger   |   |
| <input checked="" type="checkbox"/>  | Refer as KDB 558074, clause 9.2.3.1 Method AVGPM (using an RF average power meter). |
| <ul style="list-style-type: none"> <li>▪ For conducted measurement.</li> </ul>   |   |
| <ul style="list-style-type: none"> <li>▪ If the EUT supports multiple transmit chains using options given below:<br/>Refer as KDB 662911, In-band power measurements. Using the measure-and-sum approach, measured all transmit ports individually. Sum the power (in linear power units e.g., mW) of all ports for each individual sample and save them.</li> </ul> |   |
| <ul style="list-style-type: none"> <li>▪ If multiple transmit chains, EIRP calculation could be following as methods:<br/> <math display="block">P_{total} = P_1 + P_2 + \dots + P_n</math>                     (calculated in linear unit [mW] and transfer to log unit [dBm])<br/> <math display="block">EIRP_{total} = P_{total} + DG</math> </li> </ul>          |   |

### 3.3.4 Test Setup



### 3.3.5 Test Result of Maximum Conducted Output Power

Refer as Appendix C

### 3.4 Power Spectral Density

#### 3.4.1 Power Spectral Density Limit

| Power Spectral Density Limit  |
|---|
| <ul style="list-style-type: none"> <li>Power Spectral Density (PSD) ≤ 8 dBm/3kHz</li> </ul> |

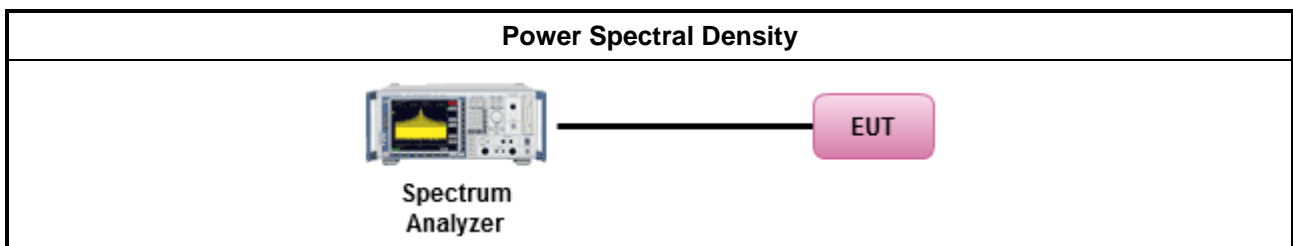
#### 3.4.2 Measuring Instruments

Refer a test equipment and calibration data table in this test report.

#### 3.4.3 Test Procedures

| Test Method                         |  |
|-------------------------------------|--|
|                                     | <ul style="list-style-type: none"> <li>Peak power spectral density procedures that the same method as used to determine the conducted output power. If maximum peak conducted output power was measured to demonstrate compliance to the output power limit, then the peak PSD procedure below (Method PKPSD) shall be used. If maximum conducted output power was measured to demonstrate compliance to the output power limit, then one of the average PSD procedures shall be used, as applicable based on the following criteria (the peak PSD procedure is also an acceptable option).</li> </ul>   |
| <input checked="" type="checkbox"/> | Refer as KDB 558074, clause 10.2 Method PKPSD (RBW=3-100kHz; Detector=peak).   |
|                                     | <ul style="list-style-type: none"> <li>For conducted measurement.</li> </ul>   |
|                                     | <ul style="list-style-type: none"> <li>If The EUT supports multiple transmit chains using options given below:</li> </ul>  |
|                                     | <ul style="list-style-type: none"> <li>Measure and sum the spectra across the outputs. Refer as KDB 662911, In-band power spectral density (PSD). Sample all transmit ports simultaneously using a spectrum analyzer for each transmit port. Where the trace bin-by-bin of each transmit port summing can be performed. (i.e., in the first spectral bin of output 1 is summed with that in the first spectral bin of output 2 and that from the first spectral bin of output 3, and so on up to the NTX output to obtain the value for the first frequency bin of the summed spectrum.). Add up the amplitude (power) values for the different transmit chains and use this as the new data trace.</li> </ul> |

#### 3.4.4 Test Setup



#### 3.4.5 Test Result of Power Spectral Density

Refer as Appendix D



### 3.5 Emissions in Non-restricted Frequency Bands

#### 3.5.1 Emissions in Non-restricted Frequency Bands Limit

| Un-restricted Band Emissions Limit |            |
|------------------------------------|------------|
| RF output power procedure          | Limit (dB) |
| Peak output power procedure        | 20         |
| Average output power procedure     | 30         |

Note 1: If the peak output power procedure is used to measure the fundamental emission power to demonstrate compliance to requirements, then the peak conducted output power measured within any 100 kHz outside the authorized frequency band shall be attenuated by at least 20 dB relative to the maximum measured in-band peak PSD level.

Note 2: If the average output power procedure is used to measure the fundamental emission power to demonstrate compliance to requirements, then the power in any 100 kHz outside of the authorized frequency band shall be attenuated by at least 30 dB relative to the maximum measured in-band average PSD level.

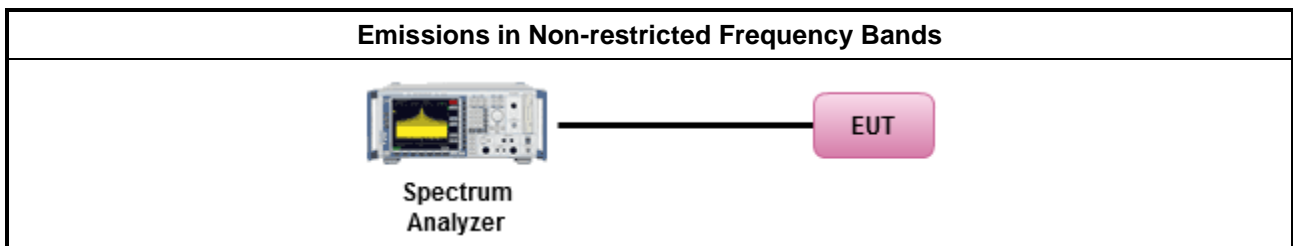
#### 3.5.2 Measuring Instruments

Refer a test equipment and calibration data table in this test report.

#### 3.5.3 Test Procedures

| Test Method  |
|--|
| <ul style="list-style-type: none"> <li>Refer as KDB 558074, clause 11 for unwanted emissions into non-restricted bands.</li> </ul> |

#### 3.5.4 Test Setup



#### 3.5.5 Test Result of Emissions in Non-restricted Frequency Bands

Refer as Appendix E



### 3.6 Emissions in Restricted Frequency Bands

#### 3.6.1 Emissions in Restricted Frequency Bands Limit

| Restricted Band Emissions Limit |                       |                         |                      |
|---------------------------------|-----------------------|-------------------------|----------------------|
| Frequency Range (MHz)           | Field Strength (uV/m) | Field Strength (dBuV/m) | Measure Distance (m) |
| 0.009~0.490                     | 2400/F(kHz)           | 48.5 - 13.8             | 300                  |
| 0.490~1.705                     | 24000/F(kHz)          | 33.8 - 23               | 30                   |
| 1.705~30.0                      | 30                    | 29                      | 30                   |
| 30~88                           | 100                   | 40                      | 3                    |
| 88~216                          | 150                   | 43.5                    | 3                    |
| 216~960                         | 200                   | 46                      | 3                    |
| Above 960                       | 500                   | 54                      | 3                    |

Note 1: Test distance for frequencies at or above 30 MHz, measurements may be performed at a distance other than the limit distance provided they are not performed in the near field and the emissions to be measured can be detected by the measurement equipment. When performing measurements at a distance other than that specified, the results shall be extrapolated to the specified distance using an extrapolation factor of 20 dB/decade (inverse of linear distance for field-strength measurements, inverse of linear distance-squared for power-density measurements).

Note 2: Test distance for frequencies at below 30 MHz, measurements may be performed at a distance closer than the EUT limit distance; however, an attempt should be made to avoid making measurements in the near field. When performing measurements below 30 MHz at a closer distance than the limit distance, the results shall be extrapolated to the specified distance by either making measurements at a minimum of two or more distances on at least one radial to determine the proper extrapolation factor or by using the square of an inverse linear distance extrapolation factor (40 dB / decade). The test report shall specify the extrapolation method used to determine compliance of the EUT.

#### 3.6.2 Measuring Instruments

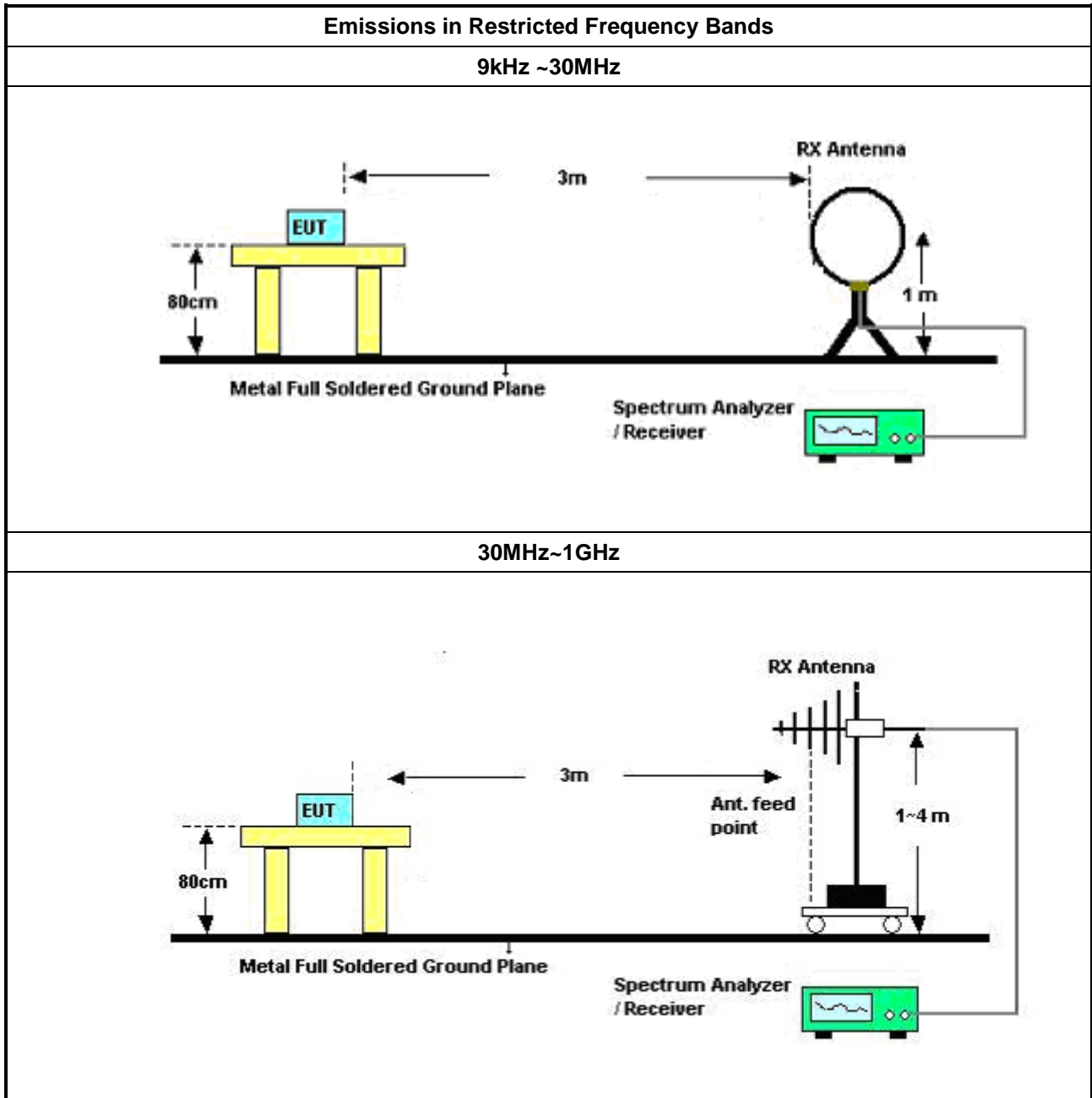
Refer a test equipment and calibration data table in this test report.

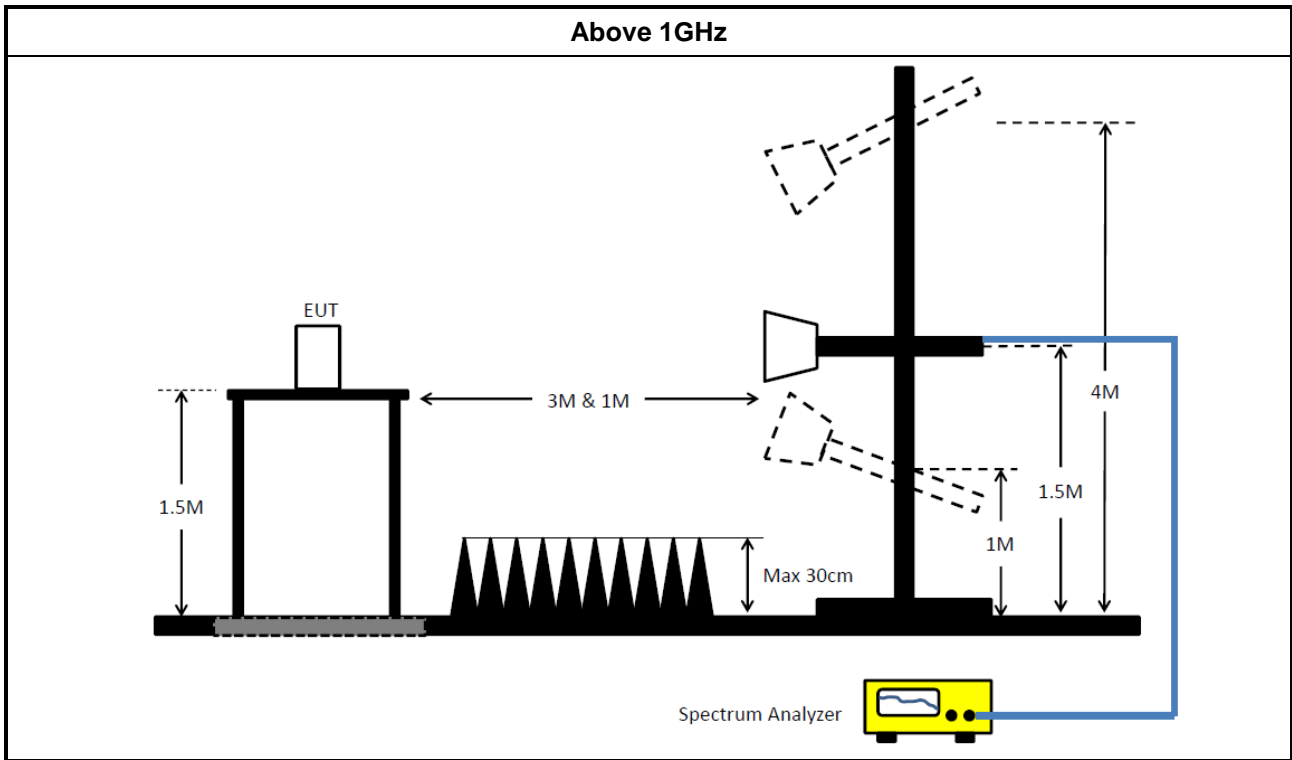


3.6.3 Test Procedures

| Test Method   |  |
|---|--|
| <ul style="list-style-type: none"> <li>▪ The average emission levels shall be measured in [duty cycle ≥ 98 or duty factor].</li> </ul>  |  |
| <ul style="list-style-type: none"> <li>▪ Refer as ANSI C63.10, clause 6.10.3 band-edge testing shall be performed at the lowest frequency channel and highest frequency channel within the allowed operating band.</li> </ul> |  |
| <ul style="list-style-type: none"> <li>▪ For the transmitter unwanted emissions shall be measured using following options below:</li> </ul>   |  |
| <ul style="list-style-type: none"> <li>▪ Refer as KDB 558074, clause 12 for unwanted emissions into restricted bands.</li> </ul>  |  |
|   | <input checked="" type="checkbox"/> Refer as KDB 558074, clause 12.2.5.3 (ANSI C63.10, clause 4.1.4.2.3), Reduced VBW≥1/T.   |
|   | <input checked="" type="checkbox"/> Refer as KDB 558074, clause 12.2.4 measurement procedure peak limit.   |
| <ul style="list-style-type: none"> <li>▪ For the transmitter band-edge emissions shall be measured using following options below:</li> </ul>  |  |
|   | <ul style="list-style-type: none"> <li>▪ Refer as KDB 558074 clause 13.1, When the performing peak or average radiated measurements, emissions within 2 MHz of the authorized band edge may be measured using the marker-delta method described below.</li> </ul>  |
|   | <ul style="list-style-type: none"> <li>▪ Refer as KDB 558074, clause 13.2 (ANSI C63.10, clause 6.10.6) for marker-delta method for band-edge measurements.</li> </ul>  |
|   | <ul style="list-style-type: none"> <li>▪ Refer as KDB 558074, clause 13.3 for narrower resolution bandwidth (100kHz) using the band power and summing the spectral levels (i.e., 1 MHz).</li> </ul>  |
| <ul style="list-style-type: none"> <li>▪ For conducted and cabinet radiation measurement, refer as KDB 558074, clause 12.2.2.</li> </ul>  |  |
|   | <ul style="list-style-type: none"> <li>▪ For conducted unwanted emissions into restricted bands (absolute emission limits).<br/>Devices with multiple transmit chains using options given below:<br/>(1) Measure and sum the spectra across the outputs or<br/>(2) Measure and add 10 log(N) dB</li> </ul>   |
|   | <ul style="list-style-type: none"> <li>▪ For KDB 662911 The methodology described here may overestimate array gain, thereby resulting in apparent failures to satisfy the out-of-band limits even if the device is actually compliant. In such cases, compliance may be demonstrated by performing radiated tests around the frequencies at which the apparent failures occurred.</li> </ul> |

### 3.6.4 Test Setup





### 3.6.5 Test Result of Emissions in Restricted Frequency Bands (Below 30MHz)

The amplitude of spurious emissions which are attenuated by more than 20dB below the permissible value has no need to be reported. All amplitude of spurious emissions that are attenuated by more than 20 dB below the permissible value has no need to be reported.

### 3.6.6 Test Result of Emissions in Restricted Frequency Bands

Refer as Appendix F



## 4 Test Equipment and Calibration Data

### Instrument for AC Conduction

| Instrument                           | Manufacturer | Model No.  | Serial No.     | Spec.               | Calibration Date | Calibration Due Date |
|--------------------------------------|--------------|------------|----------------|---------------------|------------------|----------------------|
| EMC Receiver                         | R&S          | ESR3       | 102052         | 9KHz ~ 3.6GHz       | 29/Apr/2017      | 28/Apr/2018          |
| LISN                                 | R&S          | ENV216     | 101295         | 9kHz ~ 30MHz        | 15/Nov/2016      | 14/Nov/2017          |
| RF Cable-CON                         | HUBER+SUHNER | RG213/U    | 07611832020001 | 9kHz ~ 30MHz        | 24/Oct/2016      | 23/Oct/2017          |
| AC POWER                             | APC          | AFC-11005G | F310050055     | 47Hz~63Hz<br>5~300V | NCR              | NCR                  |
| Impuls<br>Begrenzer<br>Pulse Limiter | R&S          | ESH3-Z2    | 100921         | 10 kHz ~ 30 MHz     | 21/Oct/2016      | 20/Oct/2017          |
| EMC Receiver                         | R&S          | ESR3       | 102052         | 9KHz ~ 3.6GHz       | 29/Apr/2017      | 28/Apr/2018          |
| LISN                                 | R&S          | ENV216     | 101295         | 9kHz ~ 30MHz        | 15/Nov/2016      | 14/Nov/2017          |

NCR : Non-Calibration Require

### Instrument for Radiated Test

| Instrument        | Manufacturer   | Model No.       | Serial No.      | Spec.          | Calibration Date | Calibration Due Date |
|-------------------|----------------|-----------------|-----------------|----------------|------------------|----------------------|
| Spectrum Analyzer | R&S            | FSP40           | 100593          | 9KHz - 40GHz   | 26/Oct/2016      | 25/Oct/2017          |
| 3m Semi Anechoic  | SIDT FRANKONIA | SAC-3M          | 03CH02-HY       | 30MHz-1GHz     | 21/Oct/2016      | 20/Oct/2017          |
| 3m Semi Anechoic  | SIDT FRANKONIA | SAC-3M          | 03CH02-HY       | 1GHz ~ 18GHz   | 12/Dec/2016      | 11/Dec/2017          |
| Amplifier         | Agilent        | 8447D           | 2944A11149      | 100KHz-1.3GHz  | 29/Jun/2017      | 28/Jun/2018          |
| Amplifier         | Agilent        | 8449B           | 3008A02373      | 1GHz-26.5GHz   | 20/Sep/2016      | 19/Sep/2017          |
| Horn Antenna      | SCHWARZBECK    | BBHA9120D       | BBHA9120D 01531 | 1GHz-18GHz     | 11/May/2017      | 10/May/2018          |
| Horn Antenna      | SCHWARZBECK    | BBHA9170        | BBHA9170154     | 18GHz-40GHz    | 06/Feb/2017      | 05/Feb/2018          |
| Bilog Antenna     | SCHAFFNER      | CBL6112B        | 2723            | 30MHz-1GHz     | 01/Oct/2016      | 30/Sep/2017          |
| Loop Antenna      | TESEQ          | HLA 6120        | 31244           | 9KHz-30MHz     | 02/Mar/2017      | 01/Mar/2018          |
| RF Cable-high     | SUHNER         | SUCOFLEX1<br>04 | MY34918/4       | 1GHz ~ 40GHz   | 26/Jan/2017      | 25/Jan/2018          |
| RF Cable-R03m     | Jye Bao        | RG142           | CB017           | 9kHz ~ 1GHz    | 26/Jan/2017      | 25/Jan/2018          |
| Receiver          | R&S            | ESU-26          | 100422/026      | 20Hz ~ 26.5GHz | 21/Sep/2016      | 20/Sep/2017          |



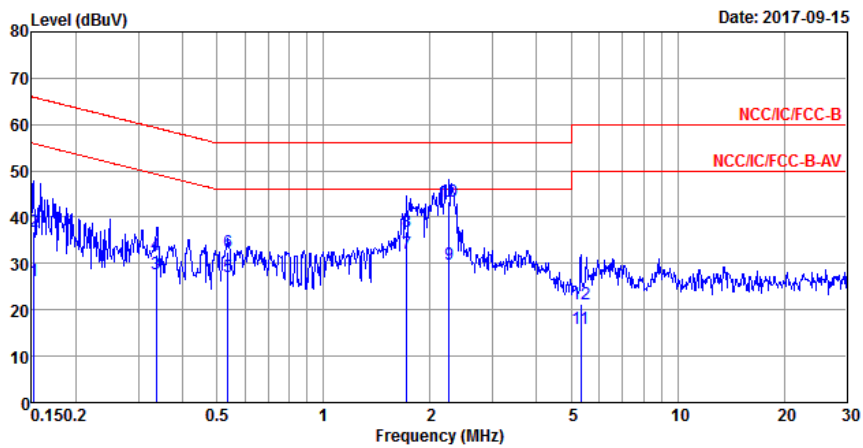
**Instrument for Conducted Test**

| Instrument        | Manufacturer | Model No.    | Serial No. | Spec.           | Calibration Date | Calibration Due Date |
|-------------------|--------------|--------------|------------|-----------------|------------------|----------------------|
| Spectrum Analyzer | R&S          | FSV 40       | 101013     | 10Hz~40GHz      | 30/Dec/2016      | 29/Dec/2017          |
| Power Sensor      | Anritsu      | MA2411B      | 1027452    | 300MHz ~ 40GHz  | 24/Feb/2017      | 23/Feb/2018          |
| Power Meter       | Anritsu      | ML2495A      | 1124009    | 300MHz ~ 40GHz  | 24/Feb/2017      | 23/Feb/2018          |
| Signal Generator  | R&S          | SMR40        | 100116     | 10MHz ~ 40GHz   | 27/Jul/2017      | 26/Jul/2018          |
| RF Cable-0.2m     | HUBER+SUHNER | SUCOFLEX_104 | MY677/3    | 30MHz ~ 26.5GHz | 02/Oct/2016      | 01/Oct/2017          |
| RF Cable-0.2m     | HUBER+SUHNER | SUCOFLEX_104 | MY678/3    | 30MHz ~ 26.5GHz | 02/Oct/2016      | 01/Oct/2017          |
| RF Cable-0.5m     | HUBER+SUHNER | SUCOFLEX_104 | MY10717/4  | 30MHz ~ 26.5GHz | 02/Oct/2016      | 01/Oct/2017          |



**AC Power-line Conducted Emissions Result**

|                           |                  |                    |         |
|---------------------------|------------------|--------------------|---------|
| <b>Operating Mode</b>     | 1                | <b>Power Phase</b> | Neutral |
| <b>Operating Function</b> | USB mode ; BT LE |                    |         |



|               | Freq           | Level        | Over          | Limit        | Read         | LISN        | Cable       | Remark    |
|---------------|----------------|--------------|---------------|--------------|--------------|-------------|-------------|-----------|
|               | MHz            | dBuV         | dB            | dBuV         | dBuV         | dB          | dB          |           |
| 1             | 0.15240        | 26.14        | -29.73        | 55.87        | 16.32        | 9.60        | 0.22        | Average   |
| 2             | 0.15240        | 37.04        | -28.83        | 65.87        | 27.22        | 9.60        | 0.22        | QP        |
| 3             | 0.33740        | 27.80        | -21.47        | 49.27        | 18.01        | 9.64        | 0.15        | Average   |
| 4             | 0.33740        | 31.80        | -27.47        | 59.27        | 22.01        | 9.64        | 0.15        | QP        |
| 5             | 0.53782        | 27.16        | -18.84        | 46.00        | 17.44        | 9.62        | 0.10        | Average   |
| 6             | 0.53782        | 32.62        | -23.38        | 56.00        | 22.90        | 9.62        | 0.10        | QP        |
| 7             | 1.71619        | 32.07        | -13.93        | 46.00        | 22.17        | 9.64        | 0.26        | Average   |
| 8             | 1.71619        | 36.81        | -19.19        | 56.00        | 26.91        | 9.64        | 0.26        | QP        |
| 9             | 2.26057        | 29.81        | -16.19        | 46.00        | 19.88        | 9.66        | 0.27        | Average   |
| <b>10 MAX</b> | <b>2.26057</b> | <b>43.51</b> | <b>-12.49</b> | <b>56.00</b> | <b>33.58</b> | <b>9.66</b> | <b>0.27</b> | <b>QP</b> |
| 11            | 5.33317        | 15.95        | -34.05        | 50.00        | 6.10         | 9.72        | 0.13        | Average   |
| 12            | 5.33317        | 21.15        | -38.85        | 60.00        | 11.30        | 9.72        | 0.13        | QP        |

Note 1: ">20dB" means emission levels that exceed the level of 20 dB below the applicable limit.  
 Note 2: "N/F" means Nothing Found emissions (No emissions were detected.)





| AC Power-line Conducted Emissions Result   |                  |             |            |            |            |             |            |            |            |             |            |        |  |     |      |    |      |      |    |    |  |   |         |       |        |       |       |      |      |         |   |         |       |        |       |       |      |      |    |   |         |       |        |       |       |      |      |         |   |         |       |        |       |       |      |      |    |       |         |       |        |       |       |      |      |         |   |         |       |        |       |       |      |      |    |   |         |       |        |       |      |      |      |         |   |         |       |        |       |       |      |      |    |   |         |       |        |       |       |      |      |         |    |         |       |        |       |       |      |      |    |    |         |       |        |       |       |      |      |         |    |         |       |        |       |       |      |      |    |
|--|------------------|-------------|------------|------------|------------|-------------|------------|------------|------------|-------------|------------|--------|--|-----|------|----|------|------|----|----|--|---|---------|-------|--------|-------|-------|------|------|---------|---|---------|-------|--------|-------|-------|------|------|----|---|---------|-------|--------|-------|-------|------|------|---------|---|---------|-------|--------|-------|-------|------|------|----|-------|---------|-------|--------|-------|-------|------|------|---------|---|---------|-------|--------|-------|-------|------|------|----|---|---------|-------|--------|-------|------|------|------|---------|---|---------|-------|--------|-------|-------|------|------|----|---|---------|-------|--------|-------|-------|------|------|---------|----|---------|-------|--------|-------|-------|------|------|----|----|---------|-------|--------|-------|-------|------|------|---------|----|---------|-------|--------|-------|-------|------|------|----|
| Operating Mode   | 1                | Power Phase | Line       |            |            |             |            |            |            |             |            |        |  |     |      |    |      |      |    |    |  |   |         |       |        |       |       |      |      |         |   |         |       |        |       |       |      |      |    |   |         |       |        |       |       |      |      |         |   |         |       |        |       |       |      |      |    |       |         |       |        |       |       |      |      |         |   |         |       |        |       |       |      |      |    |   |         |       |        |       |      |      |      |         |   |         |       |        |       |       |      |      |    |   |         |       |        |       |       |      |      |         |    |         |       |        |       |       |      |      |    |    |         |       |        |       |       |      |      |         |    |         |       |        |       |       |      |      |    |
| Operating Function   | USB mode ; BT LE |             |            |            |            |             |            |            |            |             |            |        |  |     |      |    |      |      |    |    |  |   |         |       |        |       |       |      |      |         |   |         |       |        |       |       |      |      |    |   |         |       |        |       |       |      |      |         |   |         |       |        |       |       |      |      |    |       |         |       |        |       |       |      |      |         |   |         |       |        |       |       |      |      |    |   |         |       |        |       |      |      |      |         |   |         |       |        |       |       |      |      |    |   |         |       |        |       |       |      |      |         |    |         |       |        |       |       |      |      |    |    |         |       |        |       |       |      |      |         |    |         |       |        |       |       |      |      |    |
|  |                  |             |            |            |            |             |            |            |            |             |            |        |  |     |      |    |      |      |    |    |  |   |         |       |        |       |       |      |      |         |   |         |       |        |       |       |      |      |    |   |         |       |        |       |       |      |      |         |   |         |       |        |       |       |      |      |    |       |         |       |        |       |       |      |      |         |   |         |       |        |       |       |      |      |    |   |         |       |        |       |      |      |      |         |   |         |       |        |       |       |      |      |    |   |         |       |        |       |       |      |      |         |    |         |       |        |       |       |      |      |    |    |         |       |        |       |       |      |      |         |    |         |       |        |       |       |      |      |    |
| <table border="1"> <thead> <tr> <th></th> <th>Freq</th> <th>Level</th> <th>Over Limit</th> <th>Limit Line</th> <th>Read Level</th> <th>LISN Factor</th> <th>Cable Loss</th> <th>Remark</th> </tr> <tr> <th></th> <th>MHz</th> <th>dBuV</th> <th>dB</th> <th>dBuV</th> <th>dBuV</th> <th>dB</th> <th>dB</th> <th></th> </tr> </thead> <tbody> <tr> <td>1</td> <td>0.15650</td> <td>27.26</td> <td>-28.39</td> <td>55.65</td> <td>17.37</td> <td>9.66</td> <td>0.23</td> <td>Average</td> </tr> <tr> <td>2</td> <td>0.15650</td> <td>36.73</td> <td>-28.92</td> <td>65.65</td> <td>26.84</td> <td>9.66</td> <td>0.23</td> <td>QP</td> </tr> <tr> <td>3</td> <td>0.26303</td> <td>24.53</td> <td>-26.81</td> <td>51.34</td> <td>14.65</td> <td>9.66</td> <td>0.22</td> <td>Average</td> </tr> <tr> <td>4</td> <td>0.26303</td> <td>31.17</td> <td>-30.17</td> <td>61.34</td> <td>21.29</td> <td>9.66</td> <td>0.22</td> <td>QP</td> </tr> <tr> <td>5 MAX</td> <td>0.41485</td> <td>32.57</td> <td>-14.98</td> <td>47.55</td> <td>22.79</td> <td>9.68</td> <td>0.10</td> <td>Average</td> </tr> <tr> <td>6</td> <td>0.41485</td> <td>34.51</td> <td>-23.04</td> <td>57.55</td> <td>24.73</td> <td>9.68</td> <td>0.10</td> <td>QP</td> </tr> <tr> <td>7</td> <td>0.77519</td> <td>17.57</td> <td>-28.43</td> <td>46.00</td> <td>7.83</td> <td>9.64</td> <td>0.10</td> <td>Average</td> </tr> <tr> <td>8</td> <td>0.77519</td> <td>25.78</td> <td>-30.22</td> <td>56.00</td> <td>16.04</td> <td>9.64</td> <td>0.10</td> <td>QP</td> </tr> <tr> <td>9</td> <td>1.82885</td> <td>30.80</td> <td>-15.20</td> <td>46.00</td> <td>20.76</td> <td>9.77</td> <td>0.27</td> <td>Average</td> </tr> <tr> <td>10</td> <td>1.82885</td> <td>37.07</td> <td>-18.93</td> <td>56.00</td> <td>27.03</td> <td>9.77</td> <td>0.27</td> <td>QP</td> </tr> <tr> <td>11</td> <td>2.26057</td> <td>29.06</td> <td>-16.94</td> <td>46.00</td> <td>19.00</td> <td>9.79</td> <td>0.27</td> <td>Average</td> </tr> <tr> <td>12</td> <td>2.26057</td> <td>39.59</td> <td>-16.41</td> <td>56.00</td> <td>29.53</td> <td>9.79</td> <td>0.27</td> <td>QP</td> </tr> </tbody> </table> |                  |             |            |            | Freq       | Level       | Over Limit | Limit Line | Read Level | LISN Factor | Cable Loss | Remark |  | MHz | dBuV | dB | dBuV | dBuV | dB | dB |  | 1 | 0.15650 | 27.26 | -28.39 | 55.65 | 17.37 | 9.66 | 0.23 | Average | 2 | 0.15650 | 36.73 | -28.92 | 65.65 | 26.84 | 9.66 | 0.23 | QP | 3 | 0.26303 | 24.53 | -26.81 | 51.34 | 14.65 | 9.66 | 0.22 | Average | 4 | 0.26303 | 31.17 | -30.17 | 61.34 | 21.29 | 9.66 | 0.22 | QP | 5 MAX | 0.41485 | 32.57 | -14.98 | 47.55 | 22.79 | 9.68 | 0.10 | Average | 6 | 0.41485 | 34.51 | -23.04 | 57.55 | 24.73 | 9.68 | 0.10 | QP | 7 | 0.77519 | 17.57 | -28.43 | 46.00 | 7.83 | 9.64 | 0.10 | Average | 8 | 0.77519 | 25.78 | -30.22 | 56.00 | 16.04 | 9.64 | 0.10 | QP | 9 | 1.82885 | 30.80 | -15.20 | 46.00 | 20.76 | 9.77 | 0.27 | Average | 10 | 1.82885 | 37.07 | -18.93 | 56.00 | 27.03 | 9.77 | 0.27 | QP | 11 | 2.26057 | 29.06 | -16.94 | 46.00 | 19.00 | 9.79 | 0.27 | Average | 12 | 2.26057 | 39.59 | -16.41 | 56.00 | 29.53 | 9.79 | 0.27 | QP |
|  | Freq             | Level       | Over Limit | Limit Line | Read Level | LISN Factor | Cable Loss | Remark     |            |             |            |        |  |     |      |    |      |      |    |    |  |   |         |       |        |       |       |      |      |         |   |         |       |        |       |       |      |      |    |   |         |       |        |       |       |      |      |         |   |         |       |        |       |       |      |      |    |       |         |       |        |       |       |      |      |         |   |         |       |        |       |       |      |      |    |   |         |       |        |       |      |      |      |         |   |         |       |        |       |       |      |      |    |   |         |       |        |       |       |      |      |         |    |         |       |        |       |       |      |      |    |    |         |       |        |       |       |      |      |         |    |         |       |        |       |       |      |      |    |
|  | MHz              | dBuV        | dB         | dBuV       | dBuV       | dB          | dB         |            |            |             |            |        |  |     |      |    |      |      |    |    |  |   |         |       |        |       |       |      |      |         |   |         |       |        |       |       |      |      |    |   |         |       |        |       |       |      |      |         |   |         |       |        |       |       |      |      |    |       |         |       |        |       |       |      |      |         |   |         |       |        |       |       |      |      |    |   |         |       |        |       |      |      |      |         |   |         |       |        |       |       |      |      |    |   |         |       |        |       |       |      |      |         |    |         |       |        |       |       |      |      |    |    |         |       |        |       |       |      |      |         |    |         |       |        |       |       |      |      |    |
| 1  | 0.15650          | 27.26       | -28.39     | 55.65      | 17.37      | 9.66        | 0.23       | Average    |            |             |            |        |  |     |      |    |      |      |    |    |  |   |         |       |        |       |       |      |      |         |   |         |       |        |       |       |      |      |    |   |         |       |        |       |       |      |      |         |   |         |       |        |       |       |      |      |    |       |         |       |        |       |       |      |      |         |   |         |       |        |       |       |      |      |    |   |         |       |        |       |      |      |      |         |   |         |       |        |       |       |      |      |    |   |         |       |        |       |       |      |      |         |    |         |       |        |       |       |      |      |    |    |         |       |        |       |       |      |      |         |    |         |       |        |       |       |      |      |    |
| 2  | 0.15650          | 36.73       | -28.92     | 65.65      | 26.84      | 9.66        | 0.23       | QP         |            |             |            |        |  |     |      |    |      |      |    |    |  |   |         |       |        |       |       |      |      |         |   |         |       |        |       |       |      |      |    |   |         |       |        |       |       |      |      |         |   |         |       |        |       |       |      |      |    |       |         |       |        |       |       |      |      |         |   |         |       |        |       |       |      |      |    |   |         |       |        |       |      |      |      |         |   |         |       |        |       |       |      |      |    |   |         |       |        |       |       |      |      |         |    |         |       |        |       |       |      |      |    |    |         |       |        |       |       |      |      |         |    |         |       |        |       |       |      |      |    |
| 3  | 0.26303          | 24.53       | -26.81     | 51.34      | 14.65      | 9.66        | 0.22       | Average    |            |             |            |        |  |     |      |    |      |      |    |    |  |   |         |       |        |       |       |      |      |         |   |         |       |        |       |       |      |      |    |   |         |       |        |       |       |      |      |         |   |         |       |        |       |       |      |      |    |       |         |       |        |       |       |      |      |         |   |         |       |        |       |       |      |      |    |   |         |       |        |       |      |      |      |         |   |         |       |        |       |       |      |      |    |   |         |       |        |       |       |      |      |         |    |         |       |        |       |       |      |      |    |    |         |       |        |       |       |      |      |         |    |         |       |        |       |       |      |      |    |
| 4  | 0.26303          | 31.17       | -30.17     | 61.34      | 21.29      | 9.66        | 0.22       | QP         |            |             |            |        |  |     |      |    |      |      |    |    |  |   |         |       |        |       |       |      |      |         |   |         |       |        |       |       |      |      |    |   |         |       |        |       |       |      |      |         |   |         |       |        |       |       |      |      |    |       |         |       |        |       |       |      |      |         |   |         |       |        |       |       |      |      |    |   |         |       |        |       |      |      |      |         |   |         |       |        |       |       |      |      |    |   |         |       |        |       |       |      |      |         |    |         |       |        |       |       |      |      |    |    |         |       |        |       |       |      |      |         |    |         |       |        |       |       |      |      |    |
| 5 MAX  | 0.41485          | 32.57       | -14.98     | 47.55      | 22.79      | 9.68        | 0.10       | Average    |            |             |            |        |  |     |      |    |      |      |    |    |  |   |         |       |        |       |       |      |      |         |   |         |       |        |       |       |      |      |    |   |         |       |        |       |       |      |      |         |   |         |       |        |       |       |      |      |    |       |         |       |        |       |       |      |      |         |   |         |       |        |       |       |      |      |    |   |         |       |        |       |      |      |      |         |   |         |       |        |       |       |      |      |    |   |         |       |        |       |       |      |      |         |    |         |       |        |       |       |      |      |    |    |         |       |        |       |       |      |      |         |    |         |       |        |       |       |      |      |    |
| 6  | 0.41485          | 34.51       | -23.04     | 57.55      | 24.73      | 9.68        | 0.10       | QP         |            |             |            |        |  |     |      |    |      |      |    |    |  |   |         |       |        |       |       |      |      |         |   |         |       |        |       |       |      |      |    |   |         |       |        |       |       |      |      |         |   |         |       |        |       |       |      |      |    |       |         |       |        |       |       |      |      |         |   |         |       |        |       |       |      |      |    |   |         |       |        |       |      |      |      |         |   |         |       |        |       |       |      |      |    |   |         |       |        |       |       |      |      |         |    |         |       |        |       |       |      |      |    |    |         |       |        |       |       |      |      |         |    |         |       |        |       |       |      |      |    |
| 7  | 0.77519          | 17.57       | -28.43     | 46.00      | 7.83       | 9.64        | 0.10       | Average    |            |             |            |        |  |     |      |    |      |      |    |    |  |   |         |       |        |       |       |      |      |         |   |         |       |        |       |       |      |      |    |   |         |       |        |       |       |      |      |         |   |         |       |        |       |       |      |      |    |       |         |       |        |       |       |      |      |         |   |         |       |        |       |       |      |      |    |   |         |       |        |       |      |      |      |         |   |         |       |        |       |       |      |      |    |   |         |       |        |       |       |      |      |         |    |         |       |        |       |       |      |      |    |    |         |       |        |       |       |      |      |         |    |         |       |        |       |       |      |      |    |
| 8  | 0.77519          | 25.78       | -30.22     | 56.00      | 16.04      | 9.64        | 0.10       | QP         |            |             |            |        |  |     |      |    |      |      |    |    |  |   |         |       |        |       |       |      |      |         |   |         |       |        |       |       |      |      |    |   |         |       |        |       |       |      |      |         |   |         |       |        |       |       |      |      |    |       |         |       |        |       |       |      |      |         |   |         |       |        |       |       |      |      |    |   |         |       |        |       |      |      |      |         |   |         |       |        |       |       |      |      |    |   |         |       |        |       |       |      |      |         |    |         |       |        |       |       |      |      |    |    |         |       |        |       |       |      |      |         |    |         |       |        |       |       |      |      |    |
| 9  | 1.82885          | 30.80       | -15.20     | 46.00      | 20.76      | 9.77        | 0.27       | Average    |            |             |            |        |  |     |      |    |      |      |    |    |  |   |         |       |        |       |       |      |      |         |   |         |       |        |       |       |      |      |    |   |         |       |        |       |       |      |      |         |   |         |       |        |       |       |      |      |    |       |         |       |        |       |       |      |      |         |   |         |       |        |       |       |      |      |    |   |         |       |        |       |      |      |      |         |   |         |       |        |       |       |      |      |    |   |         |       |        |       |       |      |      |         |    |         |       |        |       |       |      |      |    |    |         |       |        |       |       |      |      |         |    |         |       |        |       |       |      |      |    |
| 10   | 1.82885          | 37.07       | -18.93     | 56.00      | 27.03      | 9.77        | 0.27       | QP         |            |             |            |        |  |     |      |    |      |      |    |    |  |   |         |       |        |       |       |      |      |         |   |         |       |        |       |       |      |      |    |   |         |       |        |       |       |      |      |         |   |         |       |        |       |       |      |      |    |       |         |       |        |       |       |      |      |         |   |         |       |        |       |       |      |      |    |   |         |       |        |       |      |      |      |         |   |         |       |        |       |       |      |      |    |   |         |       |        |       |       |      |      |         |    |         |       |        |       |       |      |      |    |    |         |       |        |       |       |      |      |         |    |         |       |        |       |       |      |      |    |
| 11   | 2.26057          | 29.06       | -16.94     | 46.00      | 19.00      | 9.79        | 0.27       | Average    |            |             |            |        |  |     |      |    |      |      |    |    |  |   |         |       |        |       |       |      |      |         |   |         |       |        |       |       |      |      |    |   |         |       |        |       |       |      |      |         |   |         |       |        |       |       |      |      |    |       |         |       |        |       |       |      |      |         |   |         |       |        |       |       |      |      |    |   |         |       |        |       |      |      |      |         |   |         |       |        |       |       |      |      |    |   |         |       |        |       |       |      |      |         |    |         |       |        |       |       |      |      |    |    |         |       |        |       |       |      |      |         |    |         |       |        |       |       |      |      |    |
| 12   | 2.26057          | 39.59       | -16.41     | 56.00      | 29.53      | 9.79        | 0.27       | QP         |            |             |            |        |  |     |      |    |      |      |    |    |  |   |         |       |        |       |       |      |      |         |   |         |       |        |       |       |      |      |    |   |         |       |        |       |       |      |      |         |   |         |       |        |       |       |      |      |    |       |         |       |        |       |       |      |      |         |   |         |       |        |       |       |      |      |    |   |         |       |        |       |      |      |      |         |   |         |       |        |       |       |      |      |    |   |         |       |        |       |       |      |      |         |    |         |       |        |       |       |      |      |    |    |         |       |        |       |       |      |      |         |    |         |       |        |       |       |      |      |    |
| <p>Note 1: "&gt;20dB" means emission levels that exceed the level of 20 dB below the applicable limit.<br/>           Note 2: "N/F" means Nothing Found emissions (No emissions were detected.)</p>  |                  |             |            |            |            |             |            |            |            |             |            |        |  |     |      |    |      |      |    |    |  |   |         |       |        |       |       |      |      |         |   |         |       |        |       |       |      |      |    |   |         |       |        |       |       |      |      |         |   |         |       |        |       |       |      |      |    |       |         |       |        |       |       |      |      |         |   |         |       |        |       |       |      |      |    |   |         |       |        |       |      |      |      |         |   |         |       |        |       |       |      |      |    |   |         |       |        |       |       |      |      |         |    |         |       |        |       |       |      |      |    |    |         |       |        |       |       |      |      |         |    |         |       |        |       |       |      |      |    |



**Summary**

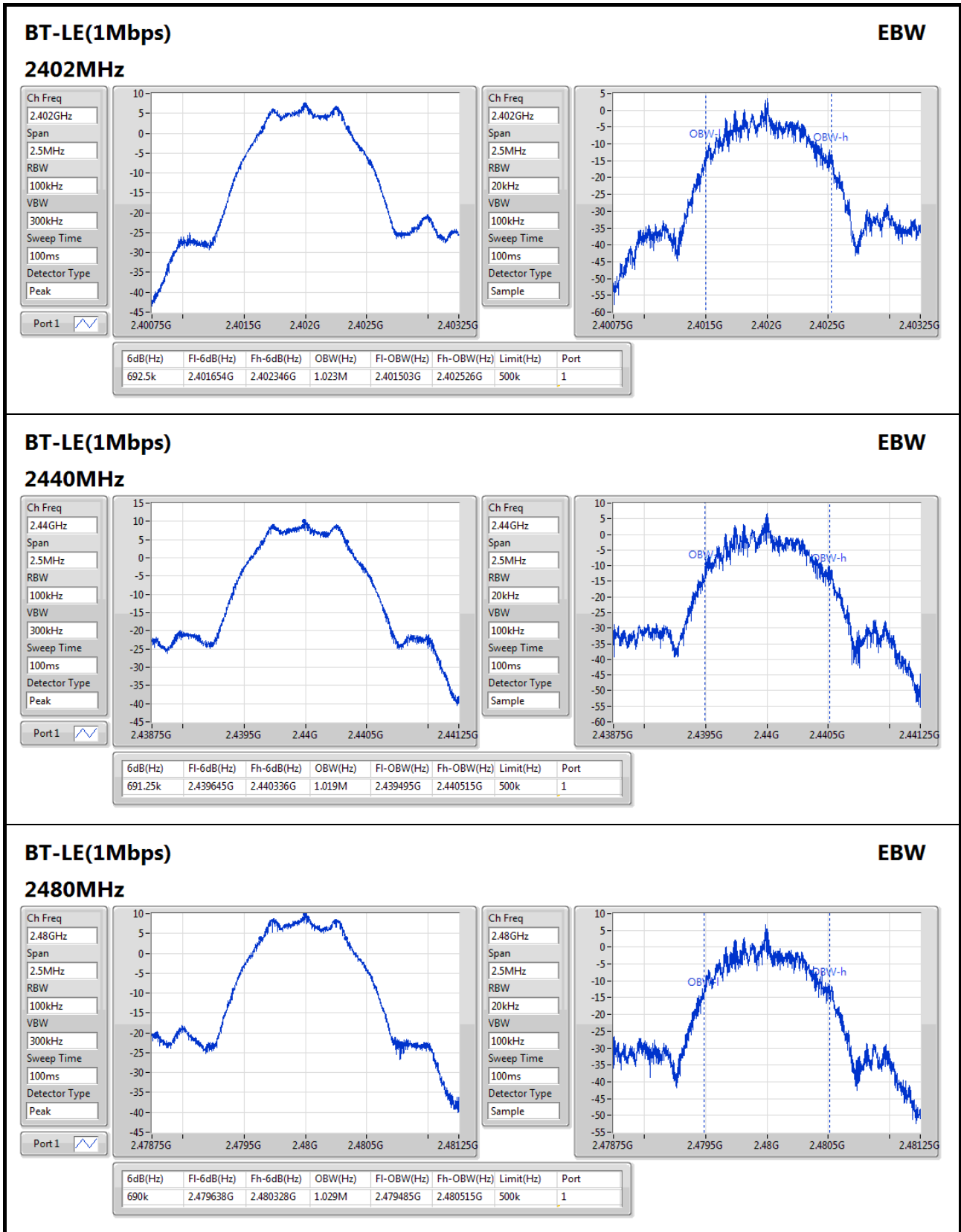
| Mode          | Max-N dB<br>(Hz) | Max-OBW<br>(Hz) | ITU-Code | Min-N dB<br>(Hz) | Min-OBW<br>(Hz) |
|---------------|------------------|-----------------|----------|------------------|-----------------|
| 2.4-2.4835GHz | -                | -               | -        | -                | -               |
| BT-LE(1Mbps)  | 692.5k           | 1.029M          | 1M03F1D  | 690k             | 1.019M          |

**Max-N dB** = Maximum 6dB down bandwidth; **Max-OBW** = Maximum 99% occupied bandwidth;  
**Min-N dB** = Minimum 6dB down bandwidth; **Min-OBW** = Minimum 99% occupied bandwidth;

**Result**

| Mode             | Result | Limit<br>(Hz) | Port 1-N dB<br>(Hz) | Port 1-OBW<br>(Hz) |
|------------------|--------|---------------|---------------------|--------------------|
| BT-LE(1Mbps)     | -      | -             | -                   | -                  |
| 2402MHz_TnomVnom | Pass   | 500k          | 692.5k              | 1.023M             |
| 2440MHz_TnomVnom | Pass   | 500k          | 691.25k             | 1.019M             |
| 2480MHz_TnomVnom | Pass   | 500k          | 690k                | 1.029M             |

**Port X-N dB** = Port X 6dB down bandwidth; **Port X-OBW** = Port X 99% occupied bandwidth;





Summary

| Mode          | Power<br>(dBm) | Power<br>(W) |
|---------------|----------------|--------------|
| 2.4-2.4835GHz | -              | -            |
| BT-LE(1Mbps)  | 5.04           | 0.00319      |

Result

| Mode             | Result | Gain<br>(dBi) | Power<br>(dBm) | Power Limit<br>(dBm) |
|------------------|--------|---------------|----------------|----------------------|
| BT-LE(1Mbps)     | -      | -             | -              | -                    |
| 2402MHz_TnomVnom | Pass   | 0.95          | 3.77           | 30.00                |
| 2440MHz_TnomVnom | Pass   | 0.95          | 5.04           | 30.00                |
| 2480MHz_TnomVnom | Pass   | 0.95          | 4.90           | 30.00                |



Summary

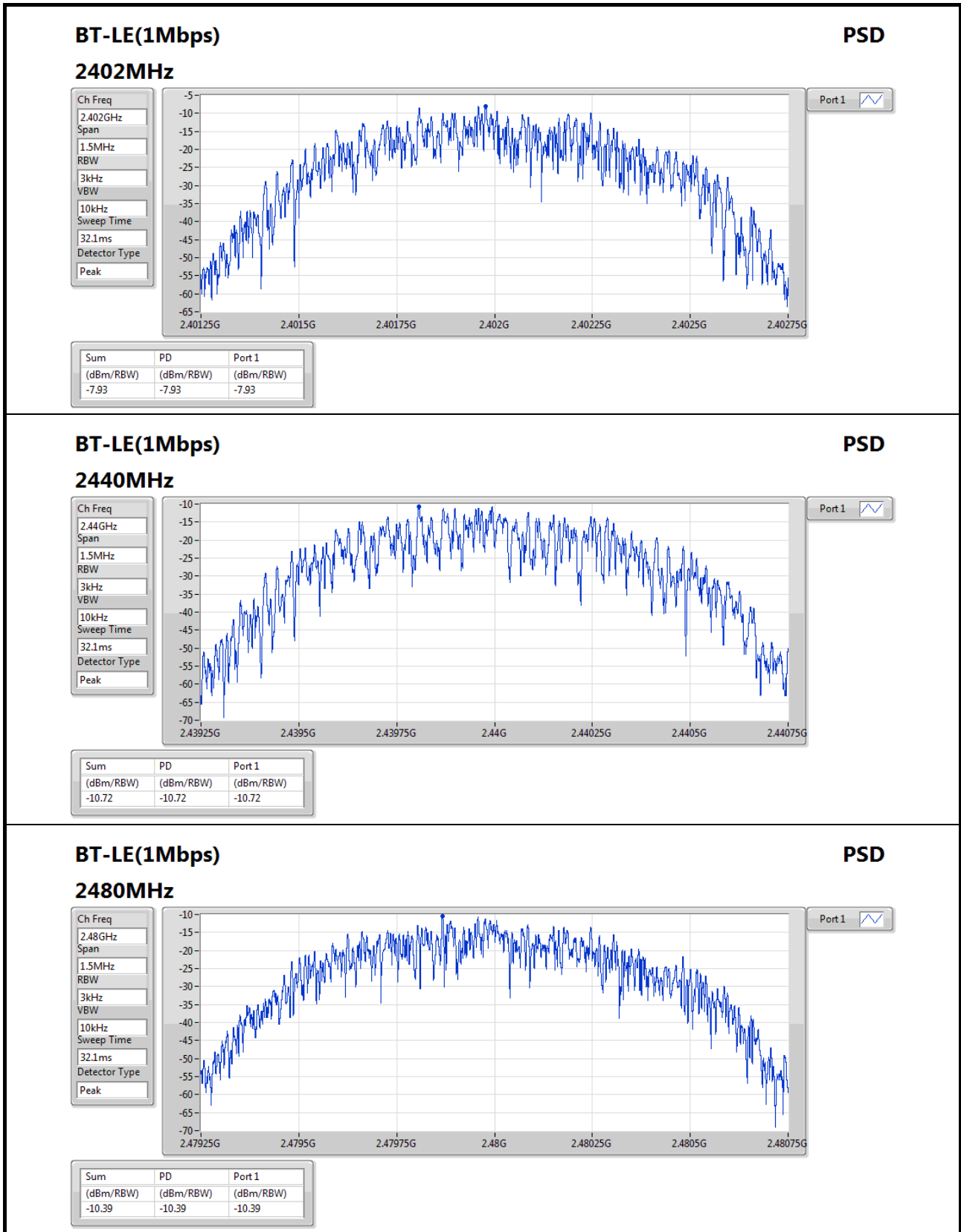
| Mode          | PD<br>(dBm/RBW) |
|---------------|-----------------|
| 2.4-2.4835GHz | -               |
| BT-LE(1Mbps)  | -7.93           |

RBW=3kHz.

Result

| Mode             | Result | Gain<br>(dBi) | PD<br>(dBm/RBW) | PD Limit<br>(dBm/RBW) |
|------------------|--------|---------------|-----------------|-----------------------|
| BT-LE(1Mbps)     | -      | -             | -               | -                     |
| 2402MHz_TnomVnom | Pass   | 0.95          | -7.93           | 8.00                  |
| 2440MHz_TnomVnom | Pass   | 0.95          | -10.72          | 8.00                  |
| 2480MHz_TnomVnom | Pass   | 0.95          | -10.39          | 8.00                  |

RBW=3kHz.



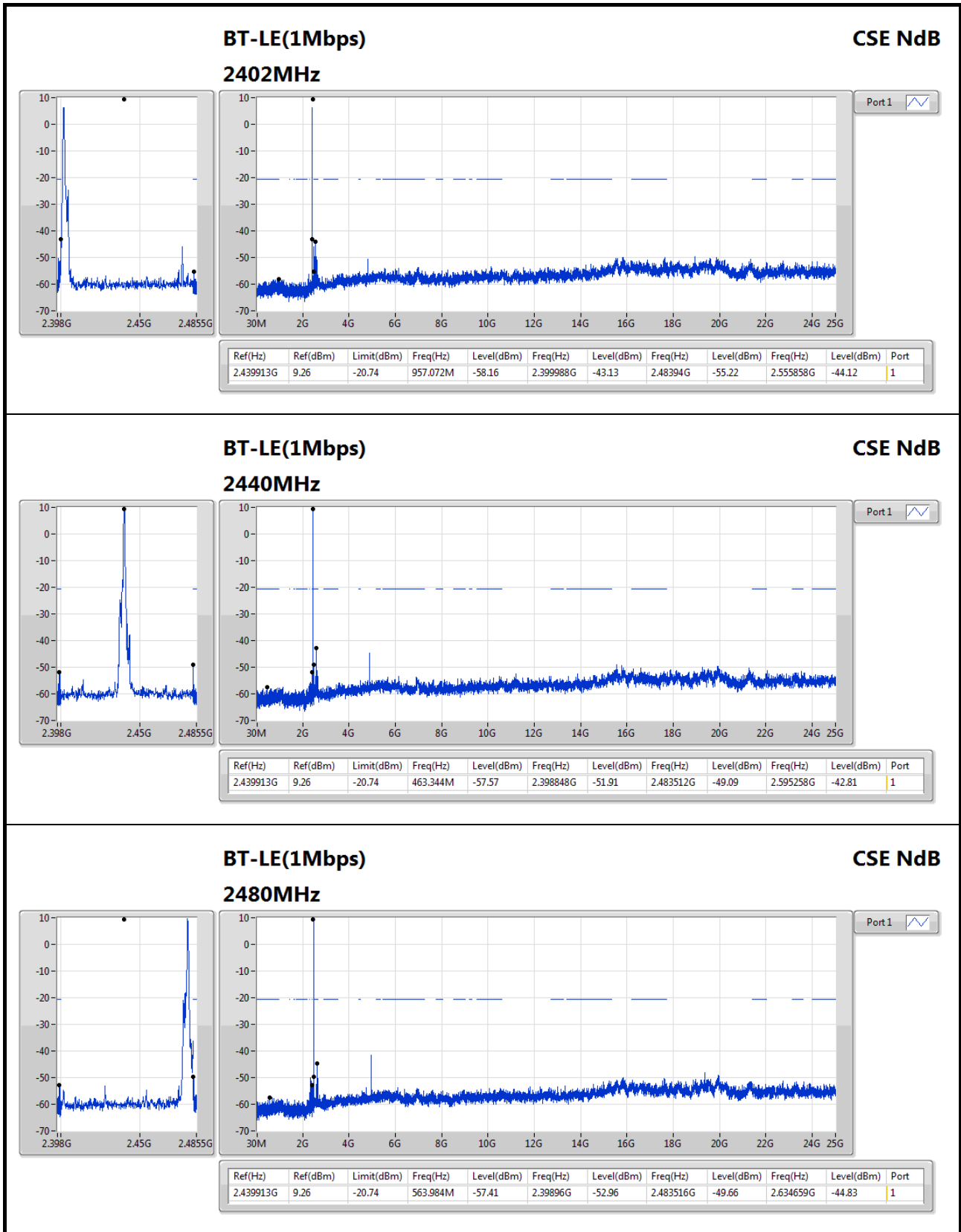


**Summary**

| Mode          | Result | Ref<br>(Hz) | Ref<br>(dBm) | Limit<br>(dBm) | Freq<br>(Hz) | Level<br>(dBm) | Freq<br>(Hz) | Level<br>(dBm) | Freq<br>(Hz) | Level<br>(dBm) | Freq<br>(Hz) | Level<br>(dBm) | Port |
|---------------|--------|-------------|--------------|----------------|--------------|----------------|--------------|----------------|--------------|----------------|--------------|----------------|------|
| 2.4-2.4835GHz | -      | -           | -            | -              | -            | -              | -            | -              | -            | -              | -            | -              | -    |
| BT-LE(1Mbps)  | Pass   | 2.439913G   | 9.26         | -20.74         | 463.344M     | -57.57         | 2.398848G    | -51.91         | 2.483512G    | -49.09         | 2.595258G    | -42.81         | 1    |

**Result**

| Mode             | Result | Ref<br>(Hz) | Ref<br>(dBm) | Limit<br>(dBm) | Freq<br>(Hz) | Level<br>(dBm) | Freq<br>(Hz) | Level<br>(dBm) | Freq<br>(Hz) | Level<br>(dBm) | Freq<br>(Hz) | Level<br>(dBm) | Port |
|------------------|--------|-------------|--------------|----------------|--------------|----------------|--------------|----------------|--------------|----------------|--------------|----------------|------|
| BT-LE(1Mbps)     | -      | -           | -            | -              | -            | -              | -            | -              | -            | -              | -            | -              | -    |
| 2402MHz_TnomVnom | Pass   | 2.439913G   | 9.26         | -20.74         | 957.072M     | -58.16         | 2.399988G    | -43.13         | 2.48394G     | -55.22         | 2.555858G    | -44.12         | 1    |
| 2440MHz_TnomVnom | Pass   | 2.439913G   | 9.26         | -20.74         | 463.344M     | -57.57         | 2.398848G    | -51.91         | 2.483512G    | -49.09         | 2.595258G    | -42.81         | 1    |
| 2480MHz_TnomVnom | Pass   | 2.439913G   | 9.26         | -20.74         | 563.984M     | -57.41         | 2.39896G     | -52.96         | 2.483516G    | -49.66         | 2.634659G    | -44.83         | 1    |







Summary

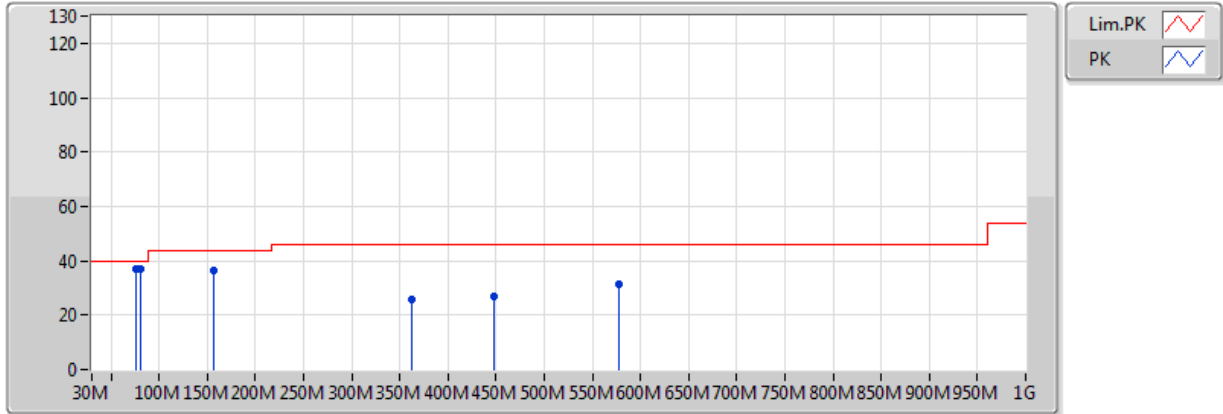
| Mode          | Result | Type | Freq (Hz) | Level (dBuV/m) | Limit (dBuV/m) | Margin (dB) | Factor (dB) | Dist (m) | Condition  | Azimuth (°) | Height (m) | Comments |
|---------------|--------|------|-----------|----------------|----------------|-------------|-------------|----------|------------|-------------|------------|----------|
| 2.4-2.4835GHz | -      | -    | -         | -              | -              | -           | -           | -        | -          | -           | -          | -        |
| BT-LE(1Mbps)  | Pass   | PK   | 159.98M   | 40.50          | 43.50          | -3.00       | -10.51      | 3        | Horizontal | 360         | 1.00       | -        |



**Result**

| Mode         | Result | Type | Freq (Hz) | Level (dBuV/m) | Limit (dBuV/m) | Margin (dB) | Factor (dB) | Dist (m) | Condition  | Azimuth (°) | Height (m) | Comments |
|--------------|--------|------|-----------|----------------|----------------|-------------|-------------|----------|------------|-------------|------------|----------|
| BT-LE(1Mbps) | -      | -    | -         | -              | -              | -           | -           | -        | -          | -           | -          | -        |
| 2440MHz      | Pass   | PK   | 62.98M    | 34.05          | 40.00          | -5.95       | -14.86      | 3        | Horizontal | 360         | 1.00       | -        |
| 2440MHz      | Pass   | PK   | 136.7M    | 40.05          | 43.50          | -3.45       | -9.50       | 3        | Horizontal | 360         | 1.00       | -        |
| 2440MHz      | Pass   | PK   | 159.98M   | 40.50          | 43.50          | -3.00       | -10.51      | 3        | Horizontal | 360         | 1.00       | -        |
| 2440MHz      | Pass   | PK   | 359.8M    | 29.80          | 46.00          | -16.20      | -5.24       | 3        | Horizontal | 360         | 1.00       | -        |
| 2440MHz      | Pass   | PK   | 421.88M   | 27.89          | 46.00          | -18.11      | -3.66       | 3        | Horizontal | 360         | 1.00       | -        |
| 2440MHz      | Pass   | PK   | 530.52M   | 30.03          | 46.00          | -15.97      | -1.67       | 3        | Horizontal | 360         | 1.00       | -        |
| 2440MHz      | Pass   | PK   | 76.56M    | 36.74          | 40.00          | -3.26       | -14.69      | 3        | Vertical   | 360         | 1.00       | -        |
| 2440MHz      | Pass   | PK   | 80.44M    | 36.84          | 40.00          | -3.16       | -14.35      | 3        | Vertical   | 360         | 1.00       | -        |
| 2440MHz      | Pass   | PK   | 156.1M    | 36.68          | 43.50          | -6.82       | -10.50      | 3        | Vertical   | 360         | 1.00       | -        |
| 2440MHz      | Pass   | PK   | 361.74M   | 25.96          | 46.00          | -20.04      | -5.18       | 3        | Vertical   | 360         | 1.00       | -        |
| 2440MHz      | Pass   | PK   | 447.1M    | 26.93          | 46.00          | -19.07      | -3.19       | 3        | Vertical   | 360         | 1.00       | -        |
| 2440MHz      | Pass   | PK   | 577.08M   | 31.22          | 46.00          | -14.78      | -1.17       | 3        | Vertical   | 360         | 1.00       | -        |

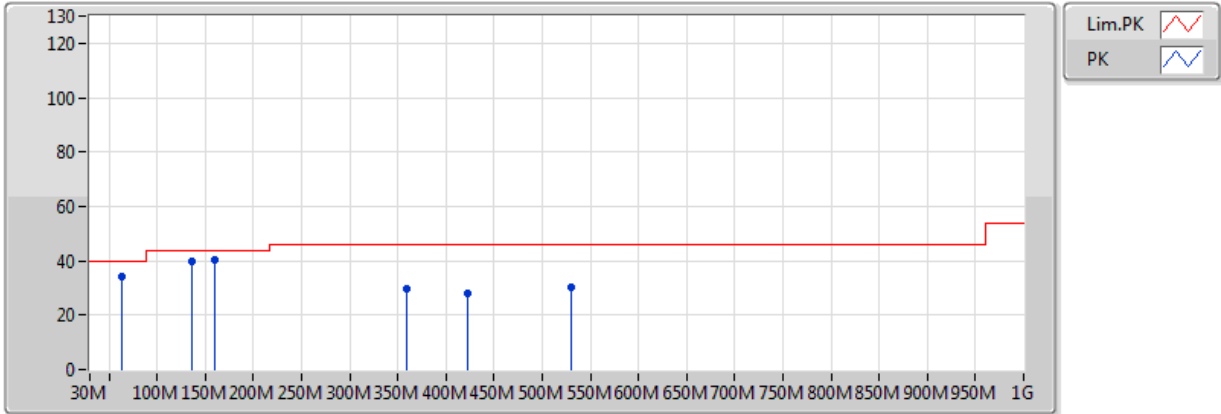
**BT-LE(1Mbps)**  
**2440MHz\_USB Charging**



EUT = Z

| Type | Freq (Hz) | Level (dBuV/m) | Limit (dBuV/m) | Margin (dB) | Factor (dB) | Dist (m) | Condition | Azimuth (°) | Height (m) | Comments | Raw (dBuV) | AF (dB) | CL (dB) | PA (dB) |
|------|-----------|----------------|----------------|-------------|-------------|----------|-----------|-------------|------------|----------|------------|---------|---------|---------|
| PK   | 76.56M    | 36.74          | 40.00          | -3.26       | -14.69      | 3        | Vertical  | 360         | 1.00       | -        | 51.43      | 11.79   | 1.22    | 27.69   |
| PK   | 80.44M    | 36.84          | 40.00          | -3.16       | -14.35      | 3        | Vertical  | 360         | 1.00       | -        | 51.19      | 12.03   | 1.33    | 27.71   |
| PK   | 156.1M    | 36.68          | 43.50          | -6.82       | -10.50      | 3        | Vertical  | 360         | 1.00       | -        | 47.18      | 15.23   | 1.88    | 27.61   |
| PK   | 361.74M   | 25.96          | 46.00          | -20.04      | -5.18       | 3        | Vertical  | 360         | 1.00       | -        | 31.14      | 19.80   | 2.69    | 27.67   |
| PK   | 447.1M    | 26.93          | 46.00          | -19.07      | -3.19       | 3        | Vertical  | 360         | 1.00       | -        | 30.12      | 21.78   | 3.24    | 28.21   |
| PK   | 577.08M   | 31.22          | 46.00          | -14.78      | -1.17       | 3        | Vertical  | 360         | 1.00       | -        | 32.39      | 23.74   | 3.63    | 28.55   |

**BT-LE(1Mbps)**  
**2440MHz\_USB Charging**



EUT = Z

| Type | Freq (Hz) | Level (dBuV/m) | Limit (dBuV/m) | Margin (dB) | Factor (dB) | Dist (m) | Condition  | Azimuth (°) | Height (m) | Comments | Raw (dBuV) | AF (dB) | CL (dB) | PA (dB) |
|------|-----------|----------------|----------------|-------------|-------------|----------|------------|-------------|------------|----------|------------|---------|---------|---------|
| PK   | 62.98M    | 34.05          | 40.00          | -5.95       | -14.86      | 3        | Horizontal | 360         | 1.00       | -        | 48.91      | 11.50   | 1.26    | 27.62   |
| PK   | 136.7M    | 40.05          | 43.50          | -3.45       | -9.50       | 3        | Horizontal | 360         | 1.00       | -        | 49.55      | 16.40   | 1.77    | 27.67   |
| PK   | 159.98M   | 40.50          | 43.50          | -3.00       | -10.51      | 3        | Horizontal | 360         | 1.00       | -        | 51.01      | 15.08   | 2.00    | 27.59   |
| PK   | 359.8M    | 29.80          | 46.00          | -16.20      | -5.24       | 3        | Horizontal | 360         | 1.00       | -        | 35.04      | 19.74   | 2.68    | 27.66   |
| PK   | 421.88M   | 27.89          | 46.00          | -18.11      | -3.66       | 3        | Horizontal | 360         | 1.00       | -        | 31.55      | 21.31   | 3.11    | 28.08   |
| PK   | 530.52M   | 30.03          | 46.00          | -15.97      | -1.67       | 3        | Horizontal | 360         | 1.00       | -        | 31.70      | 23.32   | 3.52    | 28.51   |



Summary

| Mode          | Result | Type | Freq (Hz) | Level (dBuV/m) | Limit (dBuV/m) | Margin (dB) | Factor (dB) | Dist (m) | Condition  | Azimuth (°) | Height (m) | Comments |
|---------------|--------|------|-----------|----------------|----------------|-------------|-------------|----------|------------|-------------|------------|----------|
| 2.4-2.4835GHz | -      | -    | -         | -              | -              | -           | -           | -        | -          | -           | -          | -        |
| BT-LE(1Mbps)  | Pass   | AV   | 2.483502G | 53.90          | 54.00          | -0.10       | 31.53       | 3        | Horizontal | 137         | 1.23       | -        |

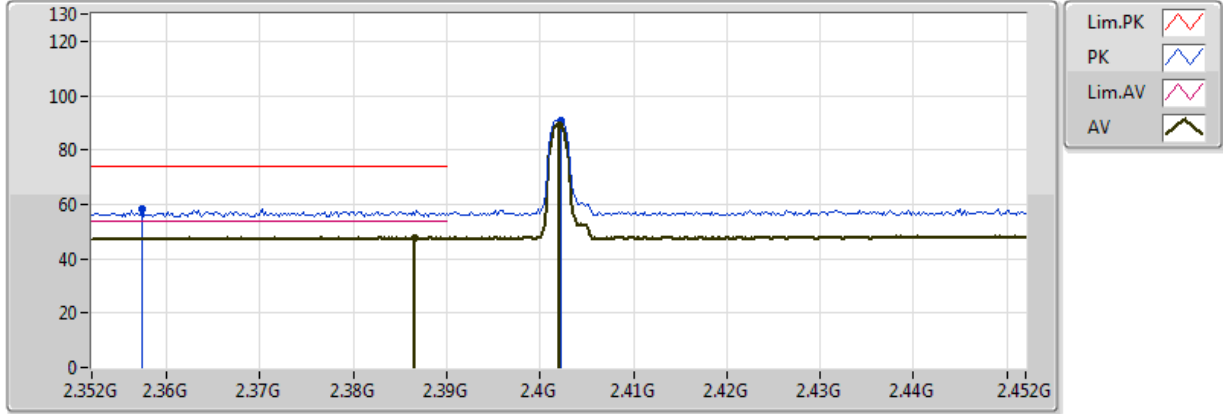


Result

| Mode         | Result | Type | Freq (Hz) | Level (dBuV/m) | Limit (dBuV/m) | Margin (dB) | Factor (dB) | Dist (m) | Condition  | Azimuth (°) | Height (m) | Comments |
|--------------|--------|------|-----------|----------------|----------------|-------------|-------------|----------|------------|-------------|------------|----------|
| BT-LE(1Mbps) | -      | -    | -         | -              | -              | -           | -           | -        | -          | -           | -          | -        |
| 2402MHz      | Pass   | AV   | 2.3702G   | 47.70          | 54.00          | -6.30       | 31.09       | 3        | Horizontal | 130         | 1.02       | -        |
| 2402MHz      | Pass   | AV   | 2.402G    | 94.63          | Inf            | -Inf        | 31.22       | 3        | Horizontal | 130         | 1.02       | -        |
| 2402MHz      | Pass   | PK   | 2.372G    | 58.04          | 74.00          | -15.96      | 31.10       | 3        | Horizontal | 130         | 1.02       | -        |
| 2402MHz      | Pass   | PK   | 2.4022G   | 96.34          | Inf            | -Inf        | 31.22       | 3        | Horizontal | 130         | 1.02       | -        |
| 2402MHz      | Pass   | AV   | 2.3866G   | 47.51          | 54.00          | -6.49       | 31.16       | 3        | Vertical   | 7           | 2.07       | -        |
| 2402MHz      | Pass   | AV   | 2.402G    | 89.09          | Inf            | -Inf        | 31.22       | 3        | Vertical   | 7           | 2.07       | -        |
| 2402MHz      | Pass   | PK   | 2.3574G   | 58.01          | 74.00          | -15.99      | 31.04       | 3        | Vertical   | 7           | 2.07       | -        |
| 2402MHz      | Pass   | PK   | 2.4022G   | 90.83          | Inf            | -Inf        | 31.22       | 3        | Vertical   | 7           | 2.07       | -        |
| 2402MHz      | Pass   | AV   | 4.804G    | 53.14          | 54.00          | -0.86       | 2.46        | 3        | Horizontal | 213         | 1.09       | -        |
| 2402MHz      | Pass   | PK   | 4.804G    | 58.28          | 74.00          | -15.72      | 2.46        | 3        | Horizontal | 213         | 1.09       | -        |
| 2402MHz      | Pass   | AV   | 4.804G    | 48.87          | 54.00          | -5.13       | 2.46        | 3        | Vertical   | 202         | 1.18       | -        |
| 2402MHz      | Pass   | PK   | 4.804G    | 55.09          | 74.00          | -18.91      | 2.46        | 3        | Vertical   | 202         | 1.18       | -        |
| 2440MHz      | Pass   | AV   | 2.3872G   | 47.40          | 54.00          | -6.60       | 31.16       | 3        | Horizontal | 135         | 1.00       | -        |
| 2440MHz      | Pass   | AV   | 2.44G     | 97.89          | Inf            | -Inf        | 31.36       | 3        | Horizontal | 135         | 1.00       | -        |
| 2440MHz      | Pass   | AV   | 2.4992G   | 48.15          | 54.00          | -5.85       | 31.59       | 3        | Horizontal | 135         | 1.00       | -        |
| 2440MHz      | Pass   | PK   | 2.3656G   | 57.78          | 74.00          | -16.22      | 31.08       | 3        | Horizontal | 135         | 1.00       | -        |
| 2440MHz      | Pass   | PK   | 2.4396G   | 99.58          | Inf            | -Inf        | 31.36       | 3        | Horizontal | 135         | 1.00       | -        |
| 2440MHz      | Pass   | PK   | 2.4844G   | 58.05          | 74.00          | -15.95      | 31.53       | 3        | Horizontal | 135         | 1.00       | -        |
| 2440MHz      | Pass   | AV   | 2.3768G   | 47.39          | 54.00          | -6.61       | 31.12       | 3        | Vertical   | 318         | 1.13       | -        |
| 2440MHz      | Pass   | AV   | 2.44G     | 93.17          | Inf            | -Inf        | 31.36       | 3        | Vertical   | 318         | 1.13       | -        |
| 2440MHz      | Pass   | AV   | 2.4904G   | 48.23          | 54.00          | -5.77       | 31.55       | 3        | Vertical   | 318         | 1.13       | -        |
| 2440MHz      | Pass   | PK   | 2.3684G   | 57.77          | 74.00          | -16.23      | 31.09       | 3        | Vertical   | 318         | 1.13       | -        |
| 2440MHz      | Pass   | PK   | 2.4396G   | 94.91          | Inf            | -Inf        | 31.36       | 3        | Vertical   | 318         | 1.13       | -        |
| 2440MHz      | Pass   | PK   | 2.4996G   | 57.78          | 74.00          | -16.22      | 31.59       | 3        | Vertical   | 318         | 1.13       | -        |
| 2440MHz      | Pass   | AV   | 4.88G     | 52.00          | 54.00          | -2.00       | 2.56        | 3        | Horizontal | 211         | 1.07       | -        |
| 2440MHz      | Pass   | PK   | 4.88G     | 57.66          | 74.00          | -16.34      | 2.56        | 3        | Horizontal | 211         | 1.07       | -        |
| 2440MHz      | Pass   | AV   | 4.88G     | 46.60          | 54.00          | -7.40       | 2.56        | 3        | Vertical   | 232         | 2.30       | -        |
| 2440MHz      | Pass   | PK   | 4.88G     | 53.35          | 74.00          | -20.65      | 2.56        | 3        | Vertical   | 232         | 2.30       | -        |
| 2480MHz      | Pass   | AV   | 2.48G     | 100.07         | Inf            | -Inf        | 31.51       | 3        | Horizontal | 137         | 1.23       | -        |
| 2480MHz      | Pass   | AV   | 2.483502G | 53.90          | 54.00          | -0.10       | 31.53       | 3        | Horizontal | 137         | 1.23       | -        |
| 2480MHz      | Pass   | PK   | 2.4798G   | 101.78         | Inf            | -Inf        | 31.51       | 3        | Horizontal | 137         | 1.23       | -        |
| 2480MHz      | Pass   | PK   | 2.483502G | 61.15          | 74.00          | -12.85      | 31.53       | 3        | Horizontal | 137         | 1.23       | -        |
| 2480MHz      | Pass   | AV   | 2.48G     | 95.06          | Inf            | -Inf        | 31.51       | 3        | Vertical   | 5           | 1.75       | -        |
| 2480MHz      | Pass   | AV   | 2.483502G | 51.47          | 54.00          | -2.53       | 31.53       | 3        | Vertical   | 5           | 1.75       | -        |
| 2480MHz      | Pass   | PK   | 2.4798G   | 96.77          | Inf            | -Inf        | 31.51       | 3        | Vertical   | 5           | 1.75       | -        |
| 2480MHz      | Pass   | PK   | 2.483502G | 60.13          | 74.00          | -13.87      | 31.53       | 3        | Vertical   | 5           | 1.75       | -        |
| 2480MHz      | Pass   | AV   | 4.96G     | 50.11          | 54.00          | -3.89       | 2.68        | 3        | Horizontal | 209         | 1.09       | -        |
| 2480MHz      | Pass   | PK   | 4.96G     | 56.04          | 74.00          | -17.96      | 2.68        | 3        | Horizontal | 209         | 1.09       | -        |
| 2480MHz      | Pass   | AV   | 4.96G     | 46.10          | 54.00          | -7.90       | 2.68        | 3        | Vertical   | 210         | 1.28       | -        |
| 2480MHz      | Pass   | PK   | 4.96G     | 53.03          | 74.00          | -20.97      | 2.68        | 3        | Vertical   | 210         | 1.28       | -        |

### BT-LE(1Mbps)

### 2402MHz\_TX

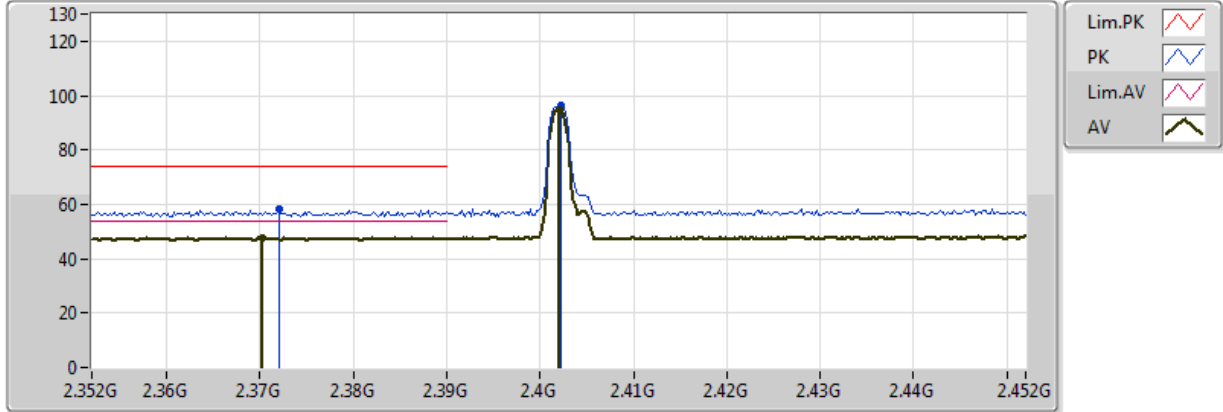


EUT = Z

| Type | Freq (Hz) | Level (dBuV/m) | Limit (dBuV/m) | Margin (dB) | Factor (dB) | Dist (m) | Condition | Azimuth (°) | Height (m) | Comments | Raw (dBuV) | AF (dB) | CL (dB) | PA (dB) |
|------|-----------|----------------|----------------|-------------|-------------|----------|-----------|-------------|------------|----------|------------|---------|---------|---------|
| AV   | 2.3866G   | 47.51          | 54.00          | -6.49       | 31.16       | 3        | Vertical  | 7           | 2.07       | -        | 16.35      | 26.98   | 4.18    | -       |
| AV   | 2.402G    | 89.09          | Inf            | -Inf        | 31.22       | 3        | Vertical  | 7           | 2.07       | -        | 57.88      | 27.03   | 4.19    | -       |
| PK   | 2.3574G   | 58.01          | 74.00          | -15.99      | 31.04       | 3        | Vertical  | 7           | 2.07       | -        | 26.97      | 26.90   | 4.14    | -       |
| PK   | 2.4022G   | 90.83          | Inf            | -Inf        | 31.22       | 3        | Vertical  | 7           | 2.07       | -        | 59.62      | 27.03   | 4.19    | -       |

### BT-LE(1Mbps)

### 2402MHz\_TX



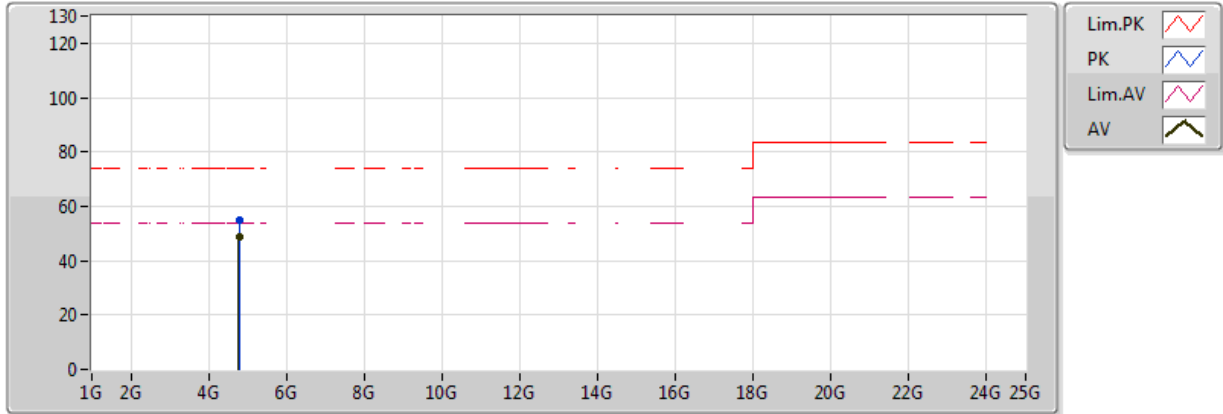
EUT = Z

| Type | Freq (Hz) | Level (dBuV/m) | Limit (dBuV/m) | Margin (dB) | Factor (dB) | Dist (m) | Condition  | Azimuth (°) | Height (m) | Comments | Raw (dBuV) | AF (dB) | CL (dB) | PA (dB) |
|------|-----------|----------------|----------------|-------------|-------------|----------|------------|-------------|------------|----------|------------|---------|---------|---------|
| AV   | 2.3702G   | 47.70          | 54.00          | -6.30       | 31.09       | 3        | Horizontal | 130         | 1.02       | -        | 16.60      | 26.94   | 4.16    | -       |
| AV   | 2.402G    | 94.63          | Inf            | -Inf        | 31.22       | 3        | Horizontal | 130         | 1.02       | -        | 63.41      | 27.03   | 4.19    | -       |
| PK   | 2.372G    | 58.04          | 74.00          | -15.96      | 31.10       | 3        | Horizontal | 130         | 1.02       | -        | 26.94      | 26.94   | 4.16    | -       |
| PK   | 2.4022G   | 96.34          | Inf            | -Inf        | 31.22       | 3        | Horizontal | 130         | 1.02       | -        | 65.13      | 27.03   | 4.19    | -       |



### BT-LE(1Mbps)

### 2402MHz\_TX

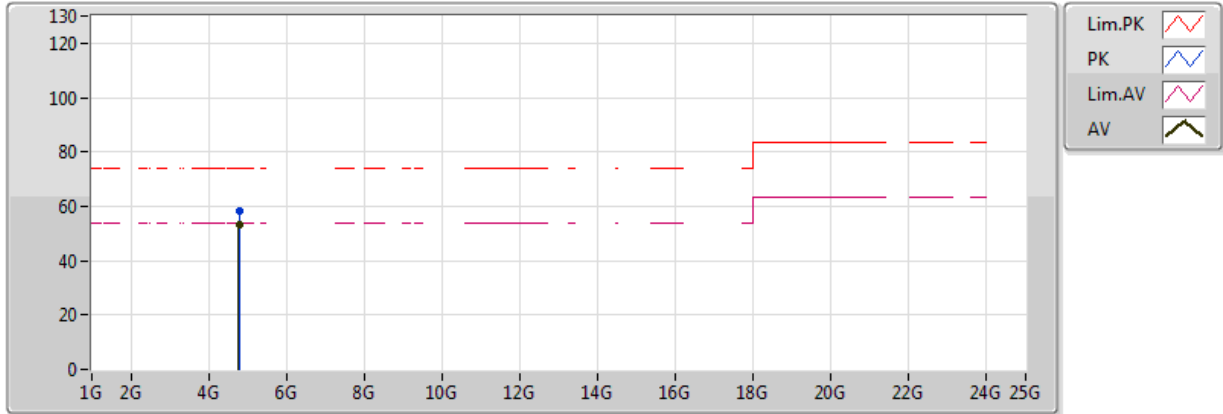


EUT = Z

| Type | Freq (Hz) | Level (dBuV/m) | Limit (dBuV/m) | Margin (dB) | Factor (dB) | Dist (m) | Condition | Azimuth (°) | Height (m) | Comments | Raw (dBuV) | AF (dB) | CL (dB) | PA (dB) |
|------|-----------|----------------|----------------|-------------|-------------|----------|-----------|-------------|------------|----------|------------|---------|---------|---------|
| AV   | 4.804G    | 48.87          | 54.00          | -5.13       | 2.46        | 3        | Vertical  | 202         | 1.18       | -        | 46.41      | 31.19   | 6.44    | 35.17   |
| PK   | 4.804G    | 55.09          | 74.00          | -18.91      | 2.46        | 3        | Vertical  | 202         | 1.18       | -        | 52.63      | 31.19   | 6.44    | 35.17   |

### BT-LE(1Mbps)

### 2402MHz\_TX

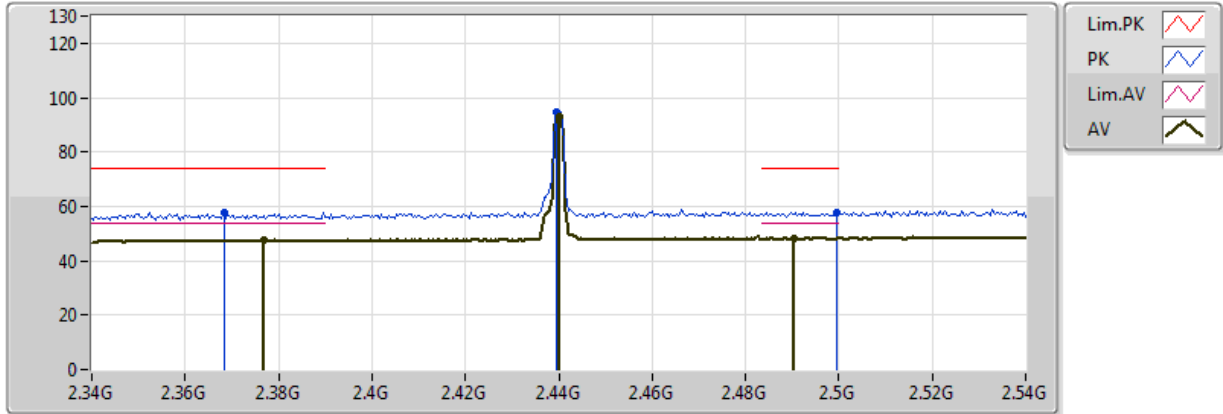


EUT = Z

| Type | Freq (Hz) | Level (dBuV/m) | Limit (dBuV/m) | Margin (dB) | Factor (dB) | Dist (m) | Condition  | Azimuth (°) | Height (m) | Comments | Raw (dBuV) | AF (dB) | CL (dB) | PA (dB) |
|------|-----------|----------------|----------------|-------------|-------------|----------|------------|-------------|------------|----------|------------|---------|---------|---------|
| AV   | 4.804G    | 53.14          | 54.00          | -0.86       | 2.46        | 3        | Horizontal | 213         | 1.09       | -        | 50.68      | 31.19   | 6.44    | 35.17   |
| PK   | 4.804G    | 58.28          | 74.00          | -15.72      | 2.46        | 3        | Horizontal | 213         | 1.09       | -        | 55.82      | 31.19   | 6.44    | 35.17   |

### BT-LE(1Mbps)

### 2440MHz\_TX

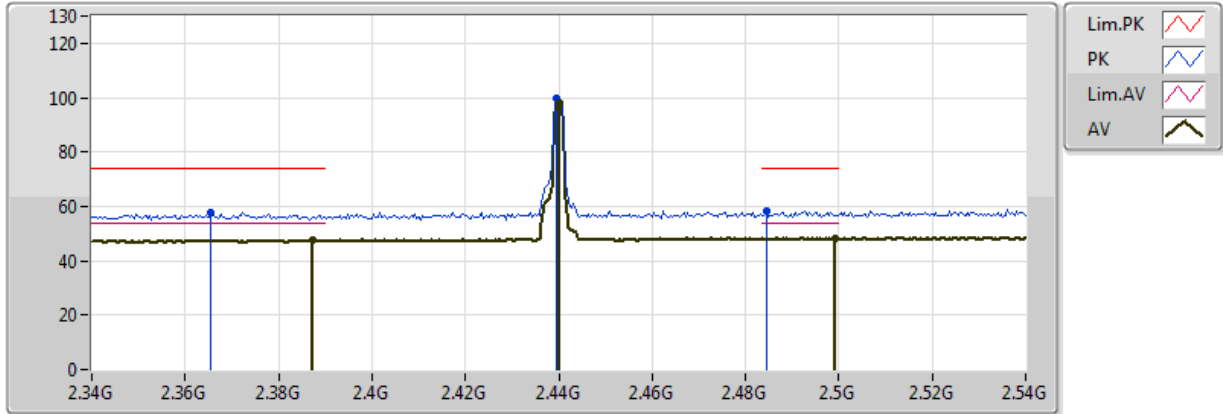


EUT = Z

| Type | Freq (Hz) | Level (dBuV/m) | Limit (dBuV/m) | Margin (dB) | Factor (dB) | Dist (m) | Condition | Azimuth (°) | Height (m) | Comments | Raw (dBuV) | AF (dB) | CL (dB) | PA (dB) |
|------|-----------|----------------|----------------|-------------|-------------|----------|-----------|-------------|------------|----------|------------|---------|---------|---------|
| AV   | 2.3768G   | 47.39          | 54.00          | -6.61       | 31.12       | 3        | Vertical  | 318         | 1.13       | -        | 16.27      | 26.96   | 4.16    | -       |
| AV   | 2.44G     | 93.17          | Inf            | -Inf        | 31.36       | 3        | Vertical  | 318         | 1.13       | -        | 61.81      | 27.13   | 4.23    | -       |
| AV   | 2.4904G   | 48.23          | 54.00          | -5.77       | 31.55       | 3        | Vertical  | 318         | 1.13       | -        | 16.67      | 27.27   | 4.28    | -       |
| PK   | 2.3684G   | 57.77          | 74.00          | -16.23      | 31.09       | 3        | Vertical  | 318         | 1.13       | -        | 26.69      | 26.93   | 4.16    | -       |
| PK   | 2.4396G   | 94.91          | Inf            | -Inf        | 31.36       | 3        | Vertical  | 318         | 1.13       | -        | 63.55      | 27.13   | 4.23    | -       |
| PK   | 2.4996G   | 57.78          | 74.00          | -16.22      | 31.59       | 3        | Vertical  | 318         | 1.13       | -        | 26.19      | 27.30   | 4.29    | -       |

### BT-LE(1Mbps)

### 2440MHz\_TX

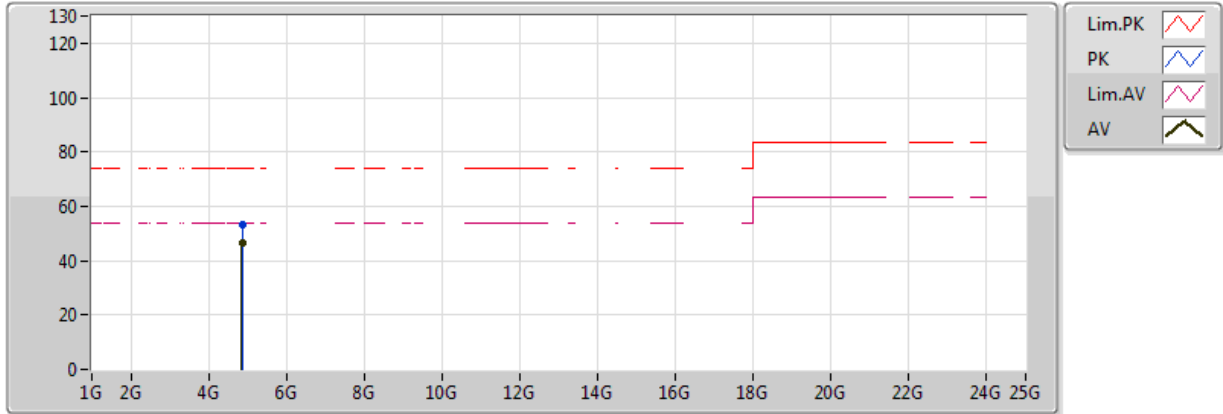


EUT = Z

| Type | Freq (Hz) | Level (dBuV/m) | Limit (dBuV/m) | Margin (dB) | Factor (dB) | Dist (m) | Condition  | Azimuth (°) | Height (m) | Comments | Raw (dBuV) | AF (dB) | CL (dB) | PA (dB) |
|------|-----------|----------------|----------------|-------------|-------------|----------|------------|-------------|------------|----------|------------|---------|---------|---------|
| AV   | 2.3872G   | 47.40          | 54.00          | -6.60       | 31.16       | 3        | Horizontal | 135         | 1.00       | -        | 16.24      | 26.98   | 4.18    | -       |
| AV   | 2.44G     | 97.89          | Inf            | -Inf        | 31.36       | 3        | Horizontal | 135         | 1.00       | -        | 66.53      | 27.13   | 4.23    | -       |
| AV   | 2.4992G   | 48.15          | 54.00          | -5.85       | 31.59       | 3        | Horizontal | 135         | 1.00       | -        | 16.57      | 27.30   | 4.29    | -       |
| PK   | 2.3656G   | 57.78          | 74.00          | -16.22      | 31.08       | 3        | Horizontal | 135         | 1.00       | -        | 26.71      | 26.92   | 4.15    | -       |
| PK   | 2.4396G   | 99.58          | Inf            | -Inf        | 31.36       | 3        | Horizontal | 135         | 1.00       | -        | 68.22      | 27.13   | 4.23    | -       |
| PK   | 2.4844G   | 58.05          | 74.00          | -15.95      | 31.53       | 3        | Horizontal | 135         | 1.00       | -        | 26.52      | 27.26   | 4.27    | -       |

### BT-LE(1Mbps)

### 2440MHz\_TX

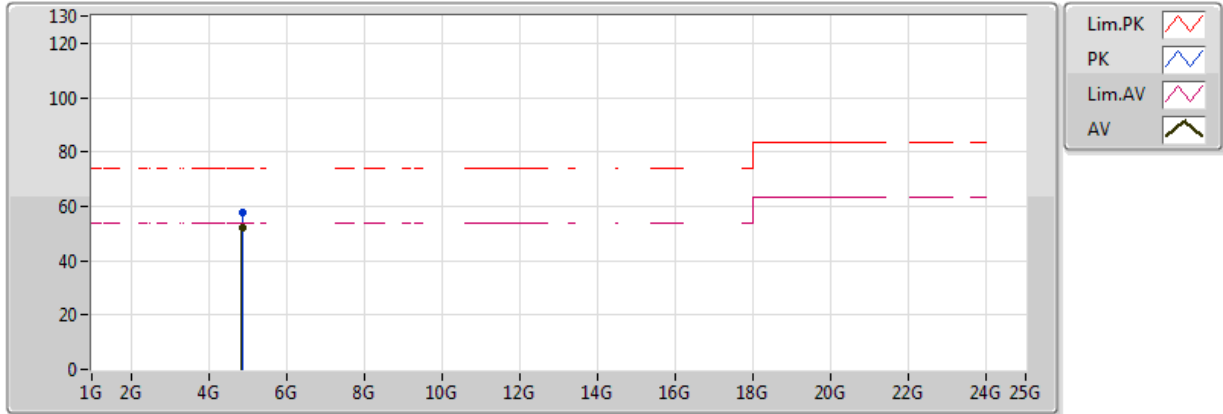


EUT = Z

| Type | Freq (Hz) | Level (dBuV/m) | Limit (dBuV/m) | Margin (dB) | Factor (dB) | Dist (m) | Condition | Azimuth (°) | Height (m) | Comments | Raw (dBuV) | AF (dB) | CL (dB) | PA (dB) |
|------|-----------|----------------|----------------|-------------|-------------|----------|-----------|-------------|------------|----------|------------|---------|---------|---------|
| AV   | 4.88G     | 46.60          | 54.00          | -7.40       | 2.56        | 3        | Vertical  | 232         | 2.30       | -        | 44.04      | 31.31   | 6.45    | 35.19   |
| PK   | 4.88G     | 53.35          | 74.00          | -20.65      | 2.56        | 3        | Vertical  | 232         | 2.30       | -        | 50.79      | 31.31   | 6.45    | 35.19   |

### BT-LE(1Mbps)

### 2440MHz\_TX

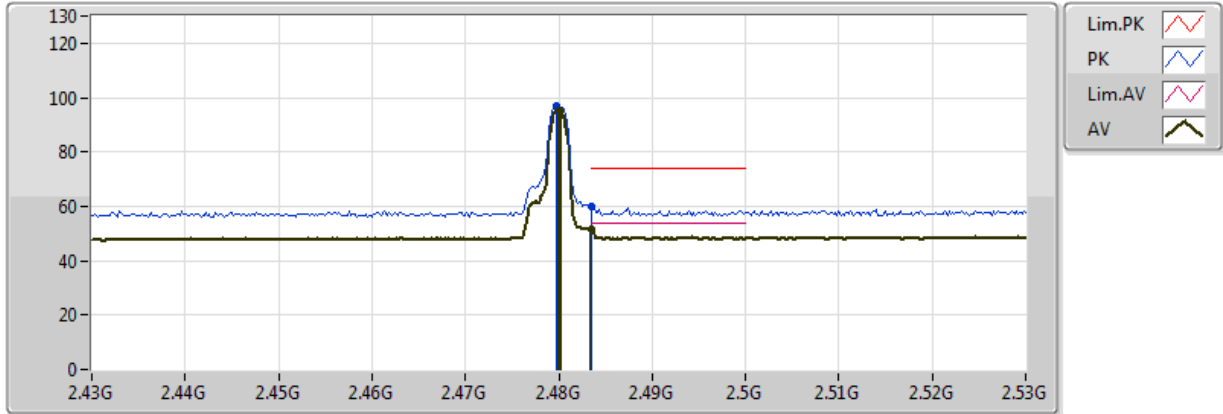


EUT = Z

| Type | Freq (Hz) | Level (dBuV/m) | Limit (dBuV/m) | Margin (dB) | Factor (dB) | Dist (m) | Condition  | Azimuth (°) | Height (m) | Comments | Raw (dBuV) | AF (dB) | CL (dB) | PA (dB) |
|------|-----------|----------------|----------------|-------------|-------------|----------|------------|-------------|------------|----------|------------|---------|---------|---------|
| AV   | 4.88G     | 52.00          | 54.00          | -2.00       | 2.56        | 3        | Horizontal | 211         | 1.07       | -        | 49.44      | 31.31   | 6.45    | 35.19   |
| PK   | 4.88G     | 57.66          | 74.00          | -16.34      | 2.56        | 3        | Horizontal | 211         | 1.07       | -        | 55.09      | 31.31   | 6.45    | 35.19   |

### BT-LE(1Mbps)

### 2480MHz\_TX

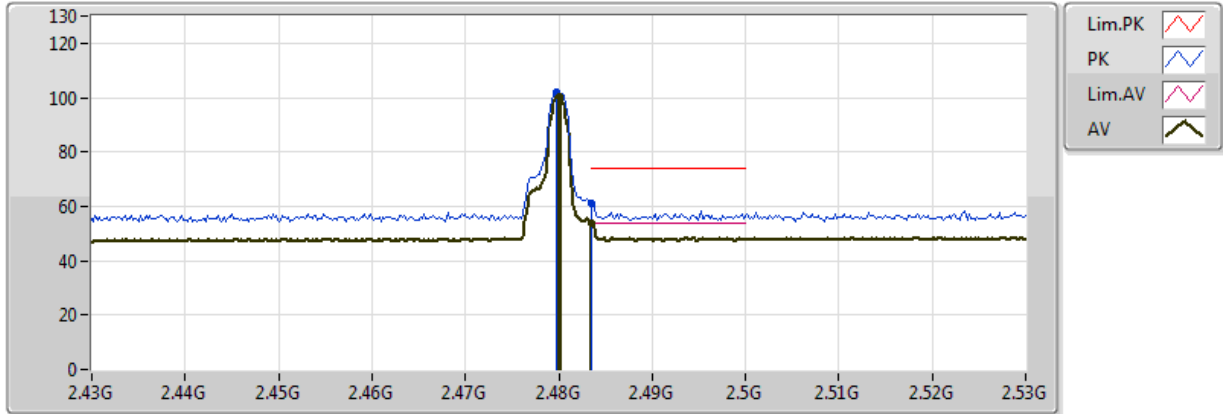


EUT = Z

| Type | Freq (Hz) | Level (dBuV/m) | Limit (dBuV/m) | Margin (dB) | Factor (dB) | Dist (m) | Condition | Azimuth (°) | Height (m) | Comments | Raw (dBuV) | AF (dB) | CL (dB) | PA (dB) |
|------|-----------|----------------|----------------|-------------|-------------|----------|-----------|-------------|------------|----------|------------|---------|---------|---------|
| AV   | 2.48G     | 95.06          | Inf            | -Inf        | 31.51       | 3        | Vertical  | 5           | 1.75       | -        | 63.54      | 27.24   | 4.27    | -       |
| AV   | 2.483502G | 51.47          | 54.00          | -2.53       | 31.53       | 3        | Vertical  | 5           | 1.75       | -        | 19.94      | 27.25   | 4.27    | -       |
| PK   | 2.4798G   | 96.77          | Inf            | -Inf        | 31.51       | 3        | Vertical  | 5           | 1.75       | -        | 65.26      | 27.24   | 4.27    | -       |
| PK   | 2.483502G | 60.13          | 74.00          | -13.87      | 31.53       | 3        | Vertical  | 5           | 1.75       | -        | 28.60      | 27.25   | 4.27    | -       |

### BT-LE(1Mbps)

### 2480MHz\_TX



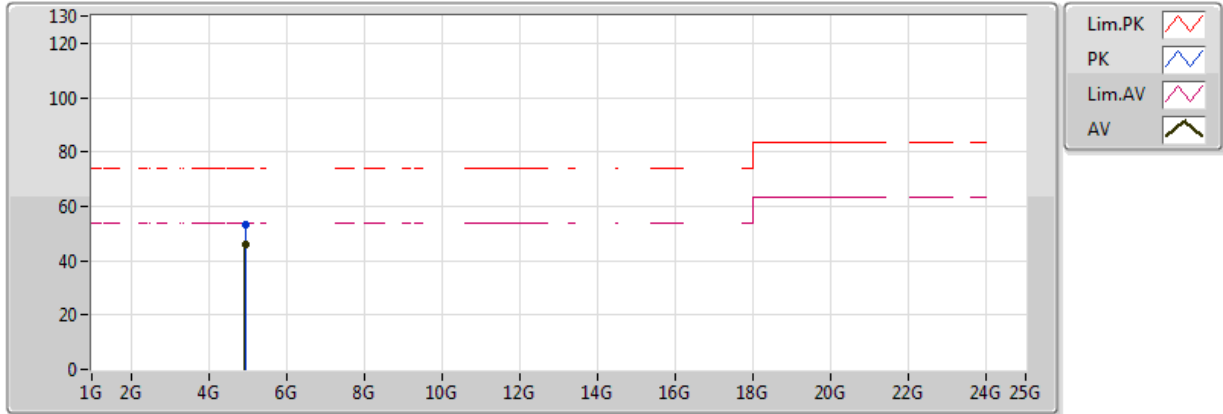
EUT = Z

| Type | Freq (Hz) | Level (dBuV/m) | Limit (dBuV/m) | Margin (dB) | Factor (dB) | Dist (m) | Condition  | Azimuth (°) | Height (m) | Comments | Raw (dBuV) | AF (dB) | CL (dB) | PA (dB) |
|------|-----------|----------------|----------------|-------------|-------------|----------|------------|-------------|------------|----------|------------|---------|---------|---------|
| AV   | 2.48G     | 100.07         | Inf            | -Inf        | 31.51       | 3        | Horizontal | 137         | 1.23       | -        | 68.56      | 27.24   | 4.27    | -       |
| AV   | 2.483502G | 53.90          | 54.00          | -0.10       | 31.53       | 3        | Horizontal | 137         | 1.23       | -        | 22.38      | 27.25   | 4.27    | -       |
| PK   | 2.4798G   | 101.78         | Inf            | -Inf        | 31.51       | 3        | Horizontal | 137         | 1.23       | -        | 70.26      | 27.24   | 4.27    | -       |
| PK   | 2.483502G | 61.15          | 74.00          | -12.85      | 31.53       | 3        | Horizontal | 137         | 1.23       | -        | 29.63      | 27.25   | 4.27    | -       |



### BT-LE(1Mbps)

### 2480MHz\_TX

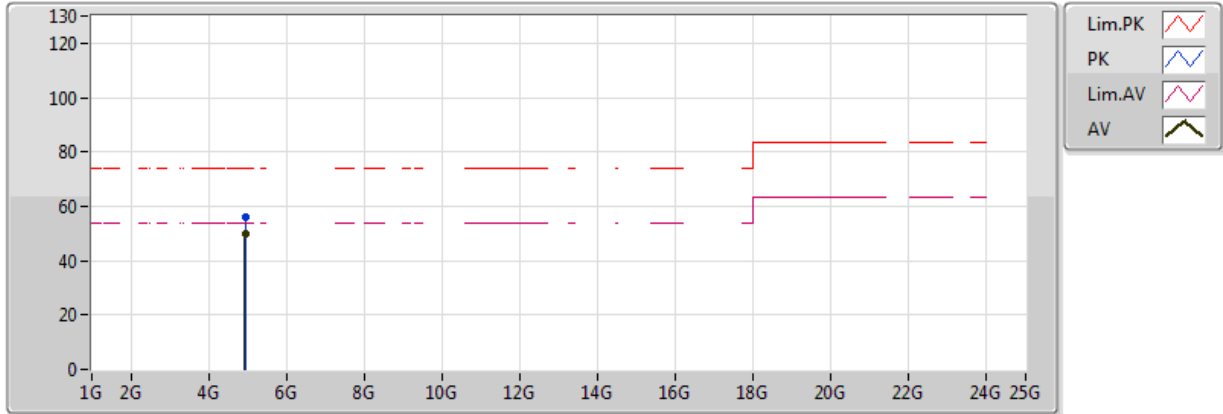


EUT = Z

| Type | Freq (Hz) | Level (dBuV/m) | Limit (dBuV/m) | Margin (dB) | Factor (dB) | Dist (m) | Condition | Azimuth (°) | Height (m) | Comments | Raw (dBuV) | AF (dB) | CL (dB) | PA (dB) |
|------|-----------|----------------|----------------|-------------|-------------|----------|-----------|-------------|------------|----------|------------|---------|---------|---------|
| AV   | 4.96G     | 46.10          | 54.00          | -7.90       | 2.68        | 3        | Vertical  | 210         | 1.28       | -        | 43.42      | 31.44   | 6.46    | 35.21   |
| PK   | 4.96G     | 53.03          | 74.00          | -20.97      | 2.68        | 3        | Vertical  | 210         | 1.28       | -        | 50.35      | 31.44   | 6.46    | 35.21   |

### BT-LE(1Mbps)

### 2480MHz\_TX



EUT = Z

| Type | Freq (Hz) | Level (dBuV/m) | Limit (dBuV/m) | Margin (dB) | Factor (dB) | Dist (m) | Condition  | Azimuth (°) | Height (m) | Comments | Raw (dBuV) | AF (dB) | CL (dB) | PA (dB) |
|------|-----------|----------------|----------------|-------------|-------------|----------|------------|-------------|------------|----------|------------|---------|---------|---------|
| AV   | 4.96G     | 50.11          | 54.00          | -3.89       | 2.68        | 3        | Horizontal | 209         | 1.09       | -        | 47.43      | 31.44   | 6.46    | 35.21   |
| PK   | 4.96G     | 56.04          | 74.00          | -17.96      | 2.68        | 3        | Horizontal | 209         | 1.09       | -        | 53.36      | 31.44   | 6.46    | 35.21   |