



<b>Prüfbericht-Nr.:</b> <i>Test Report No.:</i>	16060215 001	<b>Auftrags-Nr.:</b> <i>Order No.:</i>	174023970	Seite 1 von 24 Page 1 of 24
<b>Kunden-Referenz-Nr.:</b> <i>Client Reference No.:</i>	450812	<b>Auftragsdatum:</b> <i>Order date.:</i>	02 Jul. 2014	
<b>Auftraggeber:</b> <i>Client:</i>	Bang & Olufsen a/s Peter Bangs Vej 15, 7600 Struer, Denmark			
<b>Prüfgegenstand:</b> <i>Test item:</i>	Bluetooth Speaker	<b>FCC ID:</b> <i>FCC ID:</i>	TTUBEOPLAYA2	
<b>Bezeichnung / Typ-Nr.:</b> <i>Identification / Type No.:</i>	BeoPlay A2	<b>IC ID:</b> <i>IC ID:</i>	3775B-BEOPLAYA2	
<b>Auftrags-Inhalt:</b> <i>Order content:</i>	TUV Rheinland - EMC service			
<b>Prüfgrundlage:</b> <i>Test specification:</i>	ANSI C63.4: 2009 FCC Part 15: 2013-10 Subpart C section 15.207, 15.209 and 15.247 RSS-210: 2010-12			
<b>Wareneingangsdatum:</b> <i>Date of receipt:</i>	31.Mar.2014			
<b>Prüfmuster-Nr.:</b> <i>Test sample No.:</i>	N/A			
<b>Prüfzeitraum:</b> <i>Testing period:</i>	Refer to test report			
<b>Ort der Prüfung:</b> <i>Place of testing:</i>	Refer to section 2.1			
<b>Prüflaboratorium:</b> <i>Testing laboratory:</i>	TÜV Rheinland (Guangdong) Ltd.			
<b>Prüfergebnis*:</b> <i>Test result*:</i>	Pass			
<b>geprüft von / tested by:</b>		<b>kontrolliert von / reviewed by:</b>		
				
22 Jul. 2014 Amy Wang/ Senior Project Engineer		22 Jul. 2014 Max Y. C. Yao/ Department Manager		
<b>Datum</b> <i>Date</i>	<b>Name/Stellung</b> <i>Name/Position</i>	<b>Unterschrift</b> <i>Signature</i>	<b>Datum</b> <i>Date</i>	<b>Name/Stellung</b> <i>Name/Position</i>
				<b>Unterschrift</b> <i>Signature</i>
<b>Sonstiges / Other:</b>				
BT 4.0 LE (Low energy) technology.				
<b>Zustand des Prüfgegenstandes bei Anlieferung:</b> <i>Condition of the test item at delivery:</i>		Prüfmuster vollständig und unbeschädigt Test item complete and undamaged		
* Legende: 1 = sehr gut 2 = gut 3 = befriedigend 4 = ausreichend 5 = mangelhaft P(ass) = entspricht o.g. Prüfgrundlage(n) F(ail) = entspricht nicht o.g. Prüfgrundlage(n) N/A = nicht anwendbar N/T = nicht getestet		Legend: 1 = very good 2 = good 3 = satisfactory 4 = sufficient 5 = poor P(ass) = passed a.m. test specifications(s) F(ail) = failed a.m. test specifications(s) N/A = not applicable N/T = not tested		
<b>Dieser Prüfbericht bezieht sich nur auf das o.g. Prüfmuster und darf ohne Genehmigung der Prüfstelle nicht auszugsweise vervielfältigt werden. Dieser Bericht berechtigt nicht zur Verwendung eines Prüfzeichens.</b> <i>This test report only relates to the a. m. test sample. Without permission of the test center this test report is not permitted to be duplicated in extracts. This test report does not entitle to carry any test mark.</i>				

V04

## TEST SUMMARY

**5.1.1 ANTENNA REQUIREMENT**

RESULT: Pass

**5.1.2 PEAK OUTPUT POWER**

RESULT: Pass

**5.1.3 6dB BANDWIDTH AND 99% BANDWIDTH**

RESULT: Pass

**5.1.4 CONDUCTED SPURIOUS EMISSIONS MEASURED IN 100KHZ BANDWIDTH**

RESULT: Pass

**5.1.5 POWER SPECTRAL DENSITY**

RESULT: Pass

**5.1.6 RADIATED SPURIOUS EMISSION**

RESULT: Pass

**5.1.7 CONDUCTED EMISSION**

RESULT: Pass

**5.1.8 BAND-EDGE EMISSION**

RESULT: Pass

## Contents

1.	GENERAL REMARKS .....	4
1.1	COMPLEMENTARY MATERIALS .....	4
2.	TEST SITES .....	4
2.1	TEST FACILITIES .....	4
2.2	LIST OF TEST AND MEASUREMENT INSTRUMENTS.....	5
2.3	TRACEABILITY .....	5
2.4	CALIBRATION .....	5
2.5	MEASUREMENT UNCERTAINTY.....	6
2.6	LOCATION OF ORIGINAL DATA.....	6
2.7	STATUS OF FACILITY USED FOR TESTING.....	6
3.	GENERAL PRODUCT INFORMATION .....	7
3.1	PRODUCT FUNCTION AND INTENDED USE.....	7
3.2	RATINGS AND SYSTEM DETAILS .....	7
3.3	INDEPENDENT OPERATION MODES .....	8
3.4	NOISE GENERATING AND NOISE SUPPRESSING PARTS .....	8
3.5	SUBMITTED DOCUMENTS .....	8
4.	TEST SET-UP AND OPERATION MODES .....	9
4.1	PRINCIPLE OF CONFIGURATION SELECTION.....	9
4.2	TEST OPERATION AND TEST SOFTWARE .....	9
4.3	SPECIAL ACCESSORIES AND AUXILIARY EQUIPMENT .....	9
4.4	COUNTERMEASURES TO ACHIEVE EMC COMPLIANCE.....	9
4.5	TEST SETUP DIAGRAM .....	10
5.	TEST RESULTS .....	13
5.1	TRANSMITTER REQUIREMENT & TEST SUITES .....	13
5.1.1	Antenna Requirement .....	13
5.1.2	Peak Output Power .....	14
5.1.3	6dB Bandwidth and 99% Bandwidth .....	15
5.1.4	Conducted Spurious Emissions measured in 100kHz Bandwidth.....	16
5.1.5	Power spectral density.....	17
5.1.6	Radiated Spurious Emission .....	18
5.1.7	Conducted emissions.....	19
5.1.8	Band-edge Emission .....	20
6.	SAFETY HUMAN EXPOSURE .....	21
6.1.1	Radio Frequency Exposure Compliance .....	21
7.	PHOTOGRAPHS OF THE TEST SET-UP .....	22
8.	LIST OF TABLES .....	24
9.	LIST OF PHOTOGRAPHS .....	24

## 1. General Remarks

### 1.1 Complementary Materials

All attachments are integral parts of this test report. This applies especially to the following appendix:  
Appendix 1: Test Results

## 2. Test Sites

### 2.1 Test Facilities

EST Technology Co., Ltd.  
Santun(guantai Road), Houjie Town, DongGuan City, GuangDong, China.

## 2.2 List of Test and Measurement Instruments

Table 1: List of Test and Measurement Equipment

Equipment	Manufacturer	Model No.	Serial No.	Last Cal.	Next Cal.
EMI Test Receiver	Rohde & Schwarz	ESHS30	832354	July,30,13	1 year
Artificial Mains Networ	Rohde & Schwarz	ENV216	101260	July,30,13	1 year
Pulse Limiter	Rohde & Schwarz	ESH3-Z2	101100	July,25,13	1 year
EMI Test Receiver	Rohde & Schwarz	ESVS10	100004	July,23,13	1 year
Spectrum Analyzer	Agilent	E4411B	MY50140697	July,23,13	1 year
Bilog Antenna	Teseq	CBL 6111D	27090	July,29,13	1 year
Signal Amplifier	Agilent	310N	187037	July,23,13	1 year
Horn Antenna	SCHWARZBECK	BBHA 9120 D	BBHA9120D1002	July.29,13	1 year
Signal Amplifier	SCHWARZBECK	BBV9718	9718-212	July.23,13	1 year
Spectrum Analyzer	Agilent	E4408B	MY44211139	July.23,13	1 year
RF Cable	Hubersuhner	RG 214/U	513423	July.21,13	1 year

## 2.3 Traceability

All measurement equipment calibrations are traceable to NIST or where calibration is performed outside the United States, to equivalent nationally recognized standards organizations.

## 2.4 Calibration

Equipment requiring calibration is calibrated periodically by the manufacturer or according to manufacturer's specifications. Additionally all equipment is verified for proper performance on a regular basics using in house standards or comparisons.

## 2.5 Measurement Uncertainty

Table 2: Measurement Uncertainty

Parameter	Uncertainty
Conducted Radio Spectrum	2.10 dB
Conducted Emission	2.54 dB
Radiated Emission (30MHz-1GHz)	3.62 dB
Radiated Emission (Above 1GHz)	4.11 dB

## 2.6 Location of Original Data

The original copies of all test data taken during actual testing were retained in the TÜV Rheinland (Shenzhen) file for certification follow-up purposes.

## 2.7 Status of Facility Used for Testing

EST Technology Co., Ltd.  
Santun(guantai Road), Houjie Town, DongGuan City, GuangDong, China. is listed on the US Federal Communications Commission list of facilities approved to perform measurements, the register no. 989591.

### 3. General Product Information

#### 3.1 Product Function and Intended Use

The tested sample is a "Bluetooth speaker" with model numbers "BeoPlay A2" for new approval, which is intended to enable Bluetooth connectivity with Notebook or smart phone, and play the music from Bluetooth device.

For details refer to the Technical Documentation or User manual.

#### 3.2 Ratings and System Details

**Table 3: Technical Specification of Bluetooth (BDR & EDR mode)**

Technical Specification	Value
Kind of Equipment	Bluetooth Speaker
Type Designation	BeoPlay A2
FCC ID	TTUBEOPLAYA2
IC ID	3775B-BEOPLAYA2
Operating Frequency band	2402MHz~2480MHz
Channel separation	2MHz
Operation Voltage	Adapter Input: 100~240Vac, 50/60Hz; Adapter Output: 15Vdc; 7.2Vdc from Internal battery
Modulation	Bluetooth V4.0 BLE: GFSK
Bluetooth version	4.0 (dual mode)
Antenna Gain	2.55 dBi

**Table 4: RF channel and frequency of Bluetooth (LE mode)**

RF Channel	Frequency (MHz)	RF Channel	Frequency (MHz)	RF Channel	Frequency (MHz)	RF Channel	Frequency (MHz)
0	2402.00	11	2424.00	22	2446.00	33	2468.00
1	2404.00	12	2426.00	23	2448.00	34	2470.00
2	2406.00	13	2428.00	24	2450.00	35	2472.00
3	2408.00	14	2430.00	25	2452.00	36	2474.00
4	2410.00	15	2432.00	26	2454.00	37	2476.00
5	2412.00	16	2434.00	27	2456.00	38	2478.00
6	2414.00	17	2436.00	28	2458.00	39	2480.00
7	2416.00	18	2438.00	29	2460.00		
8	2418.00	19	2440.00	30	2462.00		
9	2420.00	20	2442.00	31	2464.00		
10	2422.00	21	2444.00	32	2466.00		

### **3.3 Independent Operation Modes**

The basic operation modes are:

- A. On
  - 1. Bluetooth mode (LE mode)
    - a. Transmitting
      - i. Low Channel
      - ii. Middle Channel
      - iii. High Channel
    - b. Receiving

### **3.4 Noise Generating and Noise Suppressing Parts**

Refer to the Circuit Diagram.

### **3.5 Submitted Documents**

- Bill of Material
- PCB Layout
- Photo Document
- Circuit Diagram
- Instruction Manual
- Rating Label



## **4. Test Set-up and Operation Modes**

### **4.1 Principle of Configuration Selection**

The equipment under test (EUT) was configured to measure its maximum power level. The test modes were adapted accordingly in reference to the instructions for use.

### **4.2 Test Operation and Test Software**

Test operation refers to test setup in chapter 5. All testing were performed according to the procedures in ANSI C63.4: 2009.

### **4.3 Special Accessories and Auxiliary Equipment**

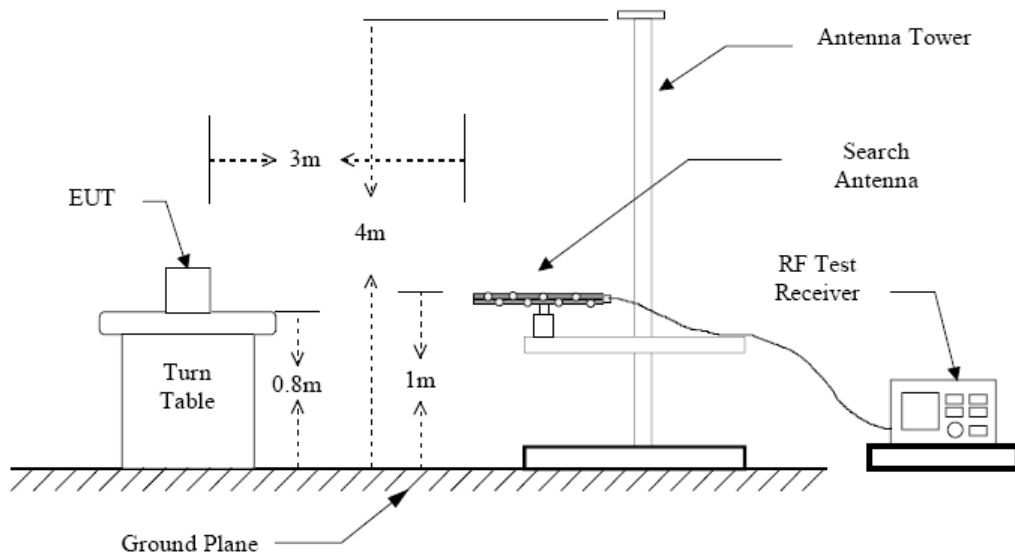
N/A

### **4.4 Countermeasures to achieve EMC Compliance**

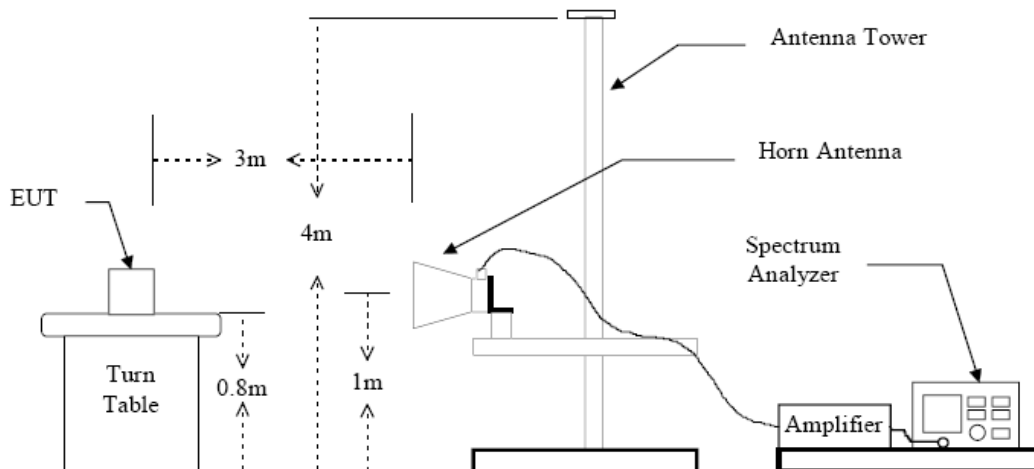
The test sample which has been tested contained the noise suppression parts as described in the Constructional Data Form or the Technical Construction File. No additional measures were employed to achieve compliance.

## 4.5 Test Setup Diagram

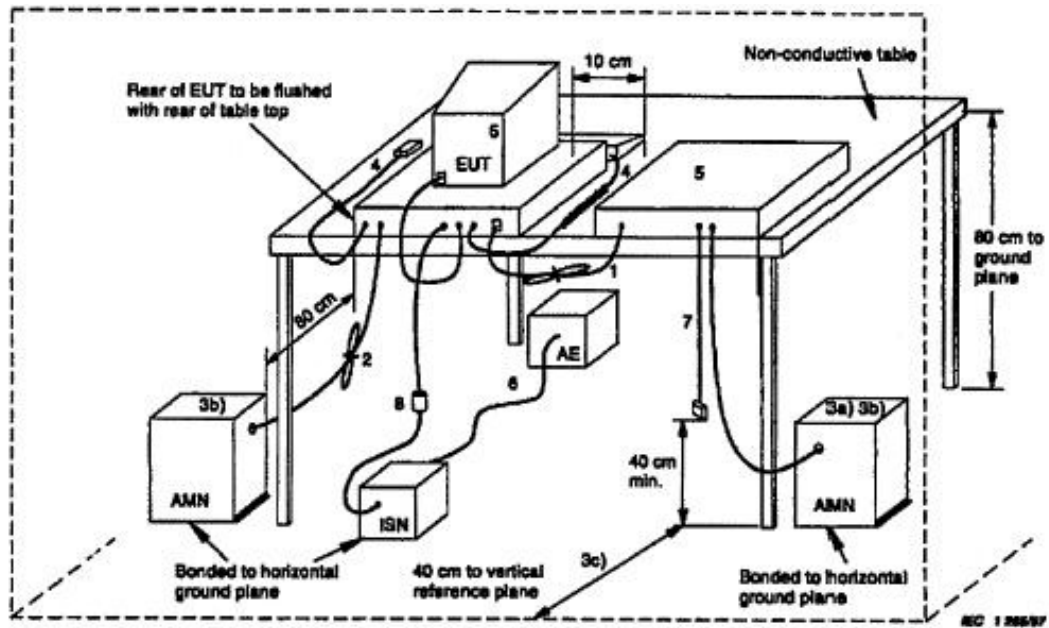
**Diagram 1 of Configuration for Testing Radiated Emission 30MHz -1 GHz**



**Diagram 2 of Configuration for Testing Radiated Emission above 1 GHz**



**Diagram 3 of Configuration for Testing Conducted Emission**



**Diagram 4 of Configuration for Testing Radiated Emission below 30MHz**

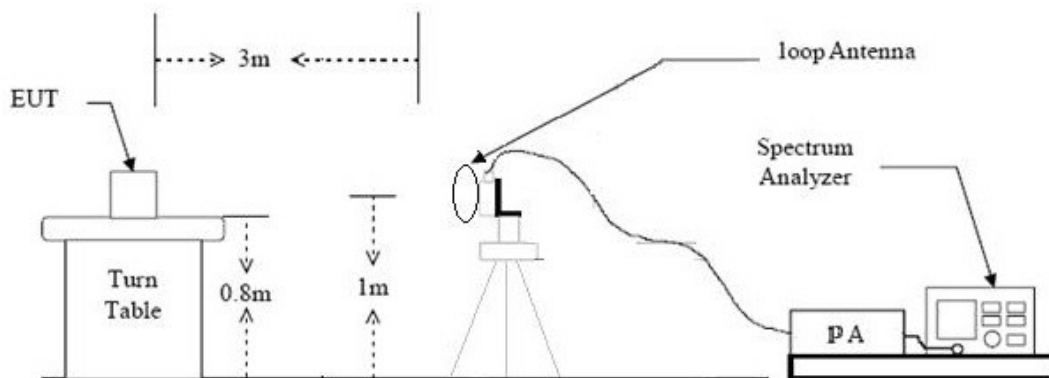
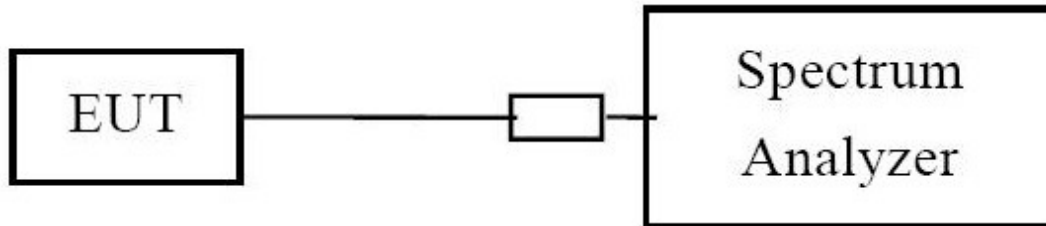


Diagram 5 of Configuration for testing other test items



## 5. Test Results

### 5.1 Transmitter Requirement & Test Suites

#### 5.1.1 Antenna Requirement

**RESULT:** **Pass**

Test standard	:	FCC Part 15.247(b)(4) and Part 15.203 RSS-Gen 7.1.4
Limit		The use of antennas with directional gains that do not exceed 6dBi

According to the manufacturer declared, the EUT has an internal antenna, the directional gain of antenna is 2.55 dBi, and the antenna connector is designed with permanent attachment and no consideration of replacement. Therefore the EUT is considered sufficient to comply with the provision.

### 5.1.2 Peak Output Power

**RESULT:**

**Pass**

Test date : 2014-06-07  
Test standard : FCC Part 15.247(b)(1)  
FCC Part 15.247(b)(3)  
RSS-210 A8.4  
Basic standard : ANSI C63.4: 2009  
Clause 9.1 of KDB 558074 v03r01  
Limit : 125mW, 1W  
Kind of test site : Shielded room

**Test setup**

Test Channel : Low/ Middle/ High  
Operation Mode : A.1.a  
Ambient temperature : 25.3°C  
Relative humidity : 58%  
Atmospheric pressure : 101kPa

**Table 5: Test result of Peak Output Power of Bluetooth (LE mode)**

Channel	Channel Frequency (MHz)	Peak Output Power	Limit
		(dBm)	(dBm)
Low Channel	2402	1.980	30
Middle Channel	2440	5.091	30
High Channel	2480	5.357	30

For details refer to test plots in Appendix 1.

### 5.1.3 6dB Bandwidth and 99% Bandwidth

**RESULT:**

**Pass**

Date of testing : 2014-06-07  
Test standard : FCC Part 15.247(a)(2)  
RSS-210 A8.2  
Basic standard : ANSI C63.4: 2009  
Clause 8 of KDB 558074 v03r01  
Kind of test site : Shielded room

**Test setup**

Test Channel : Low/ Middle/ High  
Operation Mode : A.1.a  
Ambient temperature : 25.3°C  
Relative humidity : 58%  
Atmospheric pressure : 101kPa

**Table 6: Test result of 6dB & 99% Bandwidth of Bluetooth, LE mode**

Channel	Channel Frequency (MHz)	6dB Bandwidth (MHz)	99% Bandwidth (MHz)
Low Channel	2402	0.750	1.073
Mid Channel	2440	0.756	1.078
High Channel	2480	0.752	1.079

For details refer to test plots in Appendix 1.

### 5.1.4 Conducted Spurious Emissions measured in 100kHz Bandwidth

**RESULT:** **Pass**

Date of testing : 2014-06-07  
Test standard : FCC part 15.247(d)  
RSS-210 A8.5  
Basic standard : ANSI C63.4: 2009  
Limit : 20dB (below that in the 100kHz bandwidth within  
the band that contains the highest level of the  
desired power);  
Kind of test site : Shield room

#### Test setup

Test Channel : Low/ Middle/ High  
Operation mode : A.1.a  
Ambient temperature : 25.3°C  
Relative humidity : 58%  
Atmospheric pressure : 101kPa

For details refer to test plots in Appendix 1.



### 5.1.5 Power spectral density

**RESULT:** **Pass**

Date of testing : 2014-06-07  
Test standard : FCC part 15.247(e)  
RSS-210 A8.2  
Basic standard : ANSI C63.4: 2009  
Clause 10 of KDB 558074 v03r01  
Limit : 8dBm/3kHz  
Kind of test site : Shield room

#### Test setup

Test Channel : Low/ Middle/ High  
Operation mode : A.1.a  
Ambient temperature : 25.3°C  
Relative humidity : 58%  
Atmospheric pressure : 101kPa

**Table 7: Test result of power spectral density:**

Mode	Channel (MHz)	Result (dBm/3kHz)	Limit (dBm/3kHz)	Conclusion
Bluetooth LE mode	2402	-13.72	8	Pass
	2440	-10.55	8	Pass
	2480	-10.30	8	Pass

For details refer to test plots in Appendix 1.

### 5.1.6 Radiated Spurious Emission

**RESULT:**

**Pass**

Date of testing : 2014-06-03  
Test standard : FCC part 15.247(d)  
RSS-Gen 7.2.1  
Basic standard : ANSI C63.4: 2009  
Clause 11 of KDB 558074 v03r01  
Limits : FCC part 15.209(a); RSS-Gen 7.2.1  
Kind of test site : 3m Semi-Anechoic Chamber

**Test setup**

Test Channel : Low/ Middle/ High  
Operation mode : A.1.a  
Ambient temperature : 25.6°C  
Relative humidity : 56%  
Atmospheric pressure : 101kPa

For details refer to test plots in Appendix 1.

### 5.1.7 Conducted emissions

**RESULT:**

**Pass**

Date of testing : 2014-05-28  
Test standard : FCC Part 15.207  
RSS-Gen 7.2.4  
Basic standard : ANSI C63.4: 2009  
Frequency range : 0.15 – 30MHz  
Limits : FCC Part 15.207  
RSS-Gen 7.2.4  
Kind of test site : Shield room

**Test setup**

Input Voltage : AC 120V, 60Hz  
Operation Mode : A  
Earthing : Not Connected  
Ambient temperature : 25.3°C  
Relative humidity : 58%  
Atmospheric pressure : 101kPa

For details refer to test plot in Appendix 1.

### 5.1.8 Band-edge Emission

**RESULT:**

**Pass**

Date of testing : 2014-05-31  
Test standard : FCC part 15.247(d)  
RSS-210 Clause 2.2  
Basic standard : ANSI C63.4: 2009  
Clause 11 of KDB 558074 v03r01  
Limits : FCC part 15.209(a)  
Kind of test site : 3m Semi-Anechoic Chamber

**Test setup**

Test Channel : Low/ Middle/ High  
Operation mode : A.1.a  
Ambient temperature : 25.6°C  
Relative humidity : 56%  
Atmospheric pressure : 101kPa

For details refer to test plots in Appendix 1.

## 6. Safety Human exposure

### 6.1.1 Radio Frequency Exposure Compliance

**RESULT:**

**Pass**

Test standard: RSS-102 Issue 4  
FCC KDB Publication 447498

The maximum peak output power of the transmitter is 3.433 mW only, which less than 20mW.

Hence the EUT is exempted from routine evaluation limits (SAR Evaluation) according to clause 2.5.1 of RSS-102 Issue 4.

The minimum distance for the EUT is 5mm, since maximum peak output power of the transmitter is  $3.433 \text{ mW} < 10 \text{ mW}$ , hence the EUT is excluded from SAR evaluation according to FCC KDB publication 447498 D01: Mobile and Portable RF Exposure Guidance v05.

## **7. Photographs of the Test Set-Up**

### **Photograph 1: Set-up for Conducted Emissions**

**Photograph 2: Set-up for Radiated Spurious Emissions, 30MHz-1GHz**

**Photograph 3: Set-up for Radiated Spurious Emissions, Above 1GHz**

## 8. List of Tables

Table 1: List of Test and Measurement Equipment .....	5
Table 2: Measurement Uncertainty .....	6
Table 3: Technical Specification of Bluetooth (BDR & EDR mode) .....	7
Table 6: RF channel and frequency of Bluetooth (LE mode) .....	7
Table 11: Test result of Peak Output Power of Bluetooth (LE mode) .....	14
Table 17: Test result of 6dB & 99% Bandwidth of Bluetooth, LE mode .....	15
Table 21: Test result of power spectral density: .....	17

## 9. List of Photographs

Photograph 1: Set-up for Conducted Emissions .....	22
Photograph 2: Set-up for Radiated Spurious Emissions, 30MHz-1GHz .....	23
Photograph 3: Set-up for Radiated Spurious Emissions, Above 1GHz .....	23



**Prüfbericht - Nr.:**

**16060215 001**

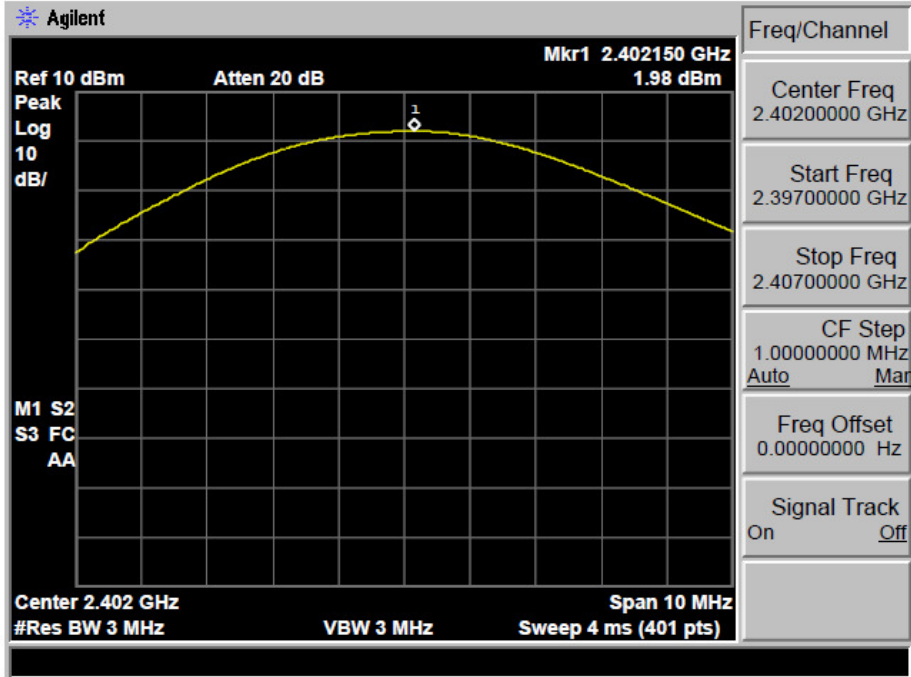
Seite 1 von 44

Test Report No.

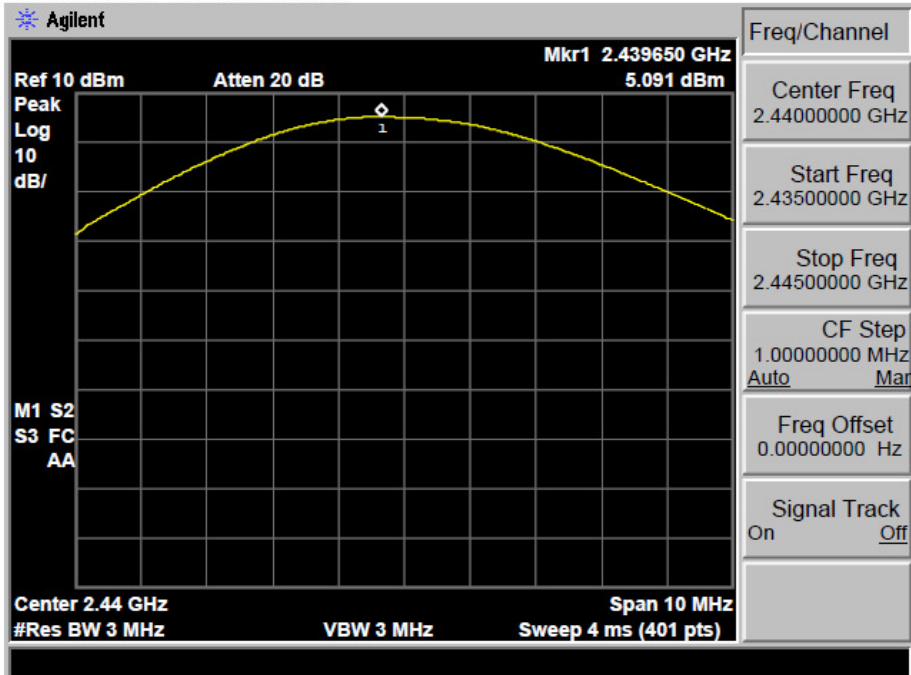
Page 1 of 44

1. Peak Output Power

Test Mode: BT 4.0-BLE GFSK 2402MHz



Test Mode: BT 4.0-BLE GFSK 2440MHz



**Prüfbericht - Nr.:**

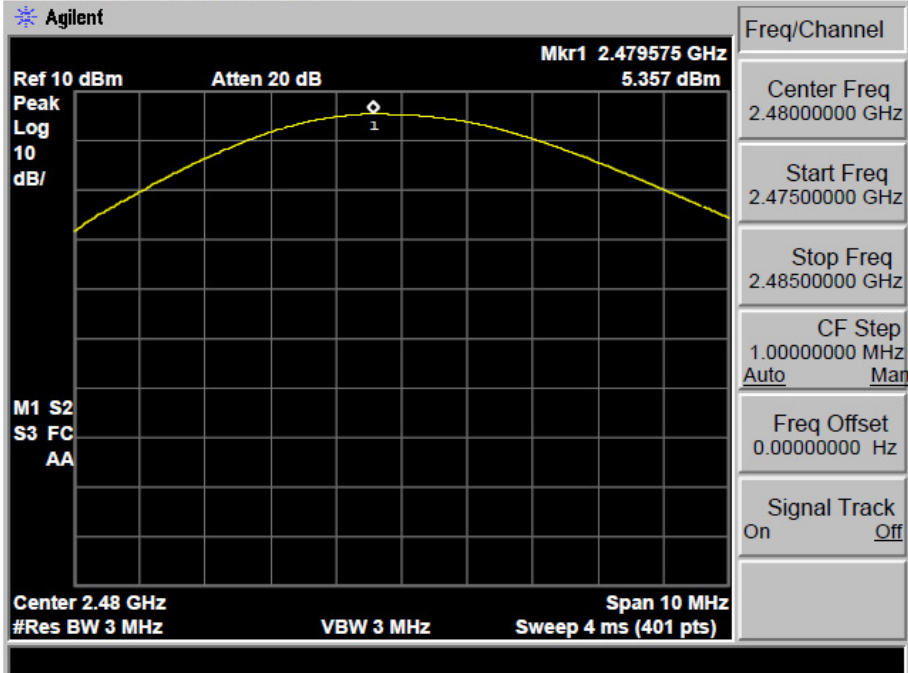
**16060215 001**

Seite 2 von 44

Test Report No.

Page 2 of 44

Test Mode: BT 4.0-BLE GFSK 2480MHz



Prüfbericht - Nr.:

16060215 001

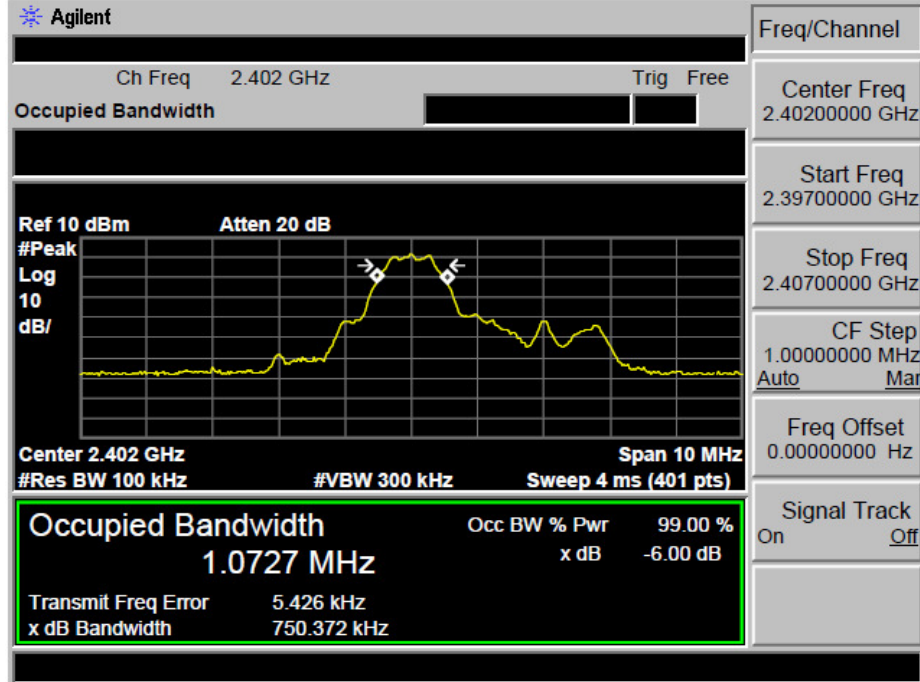
Seite 3 von 44

Test Report No.

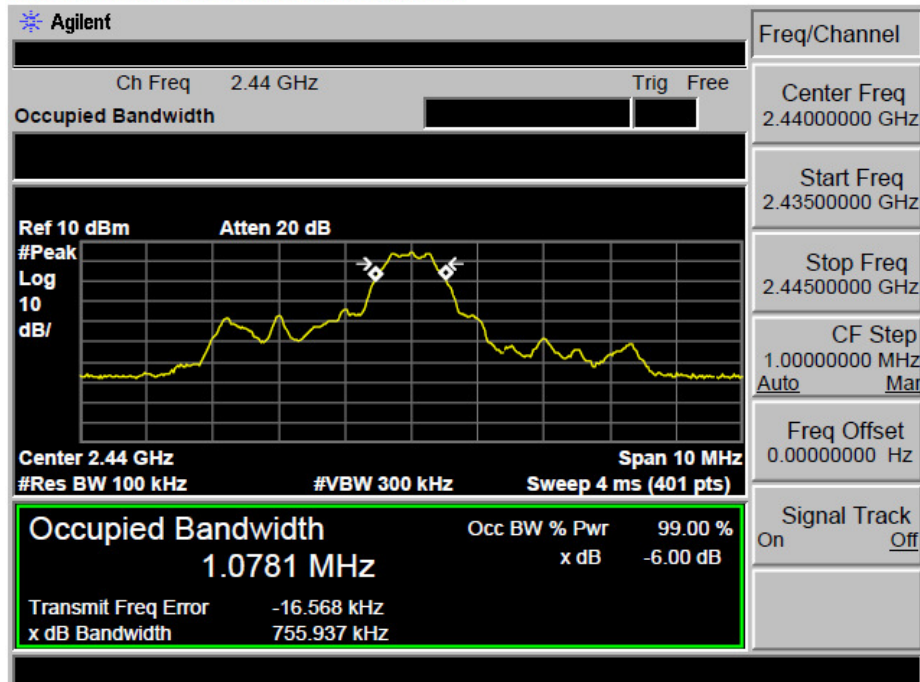
Page 3 of 44

2. 6dB Bandwidth and 99% Bandwidth

Test Mode: BT 4.0-BLE GFSK 2402MHz



Test Mode: BT 4.0-BLE GFSK 2440MHz



**Prüfbericht - Nr.:**

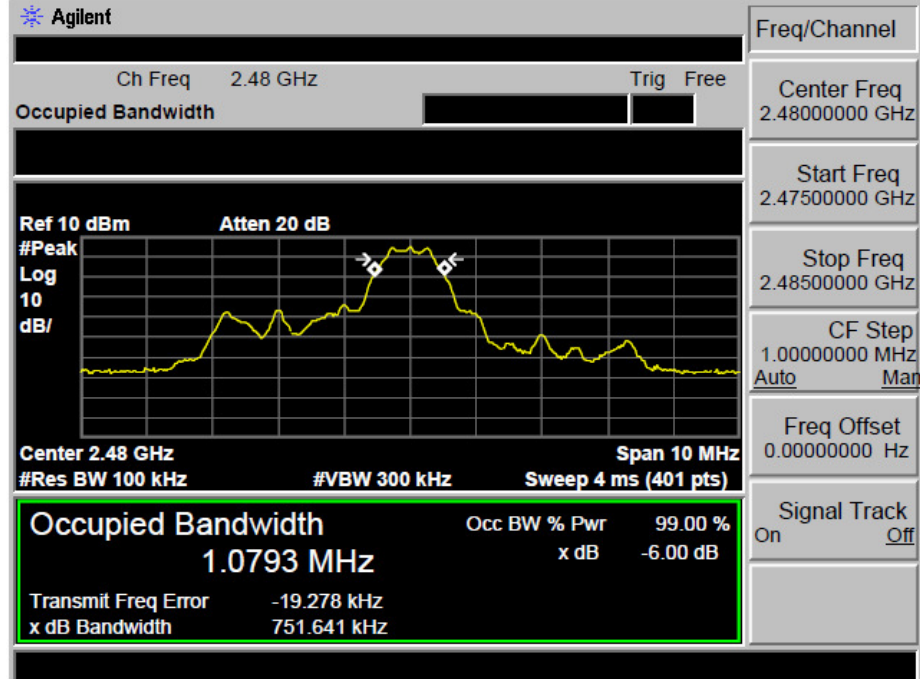
**16060215 001**

Seite 4 von 44

Test Report No.

Page 4 of 44

Test Mode: BT 4.0-BLE GFSK 2480MHz



Prüfbericht - Nr.:

16060215 001

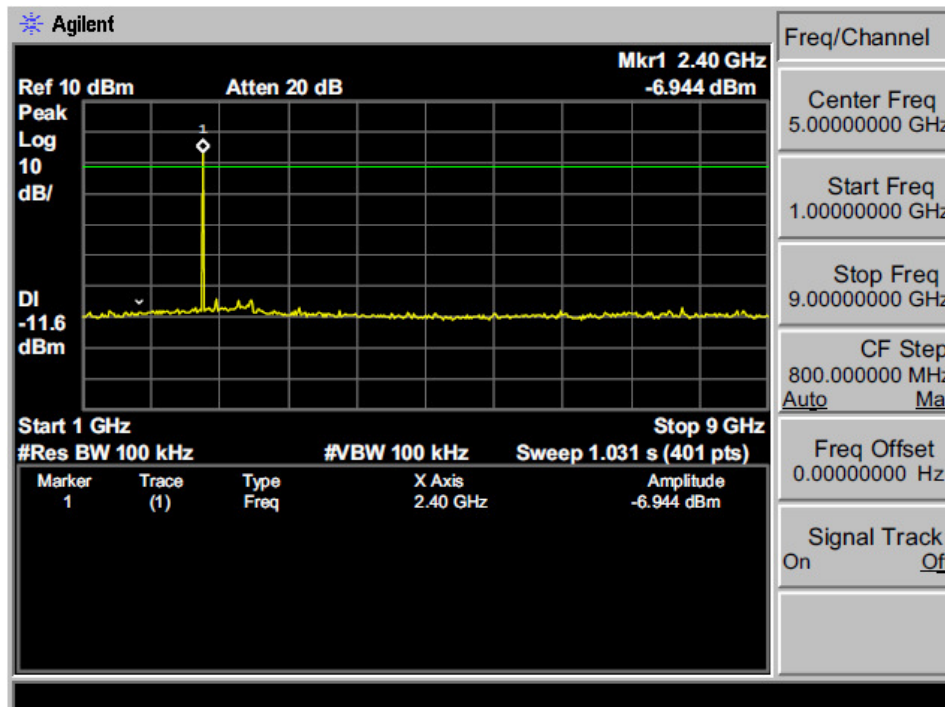
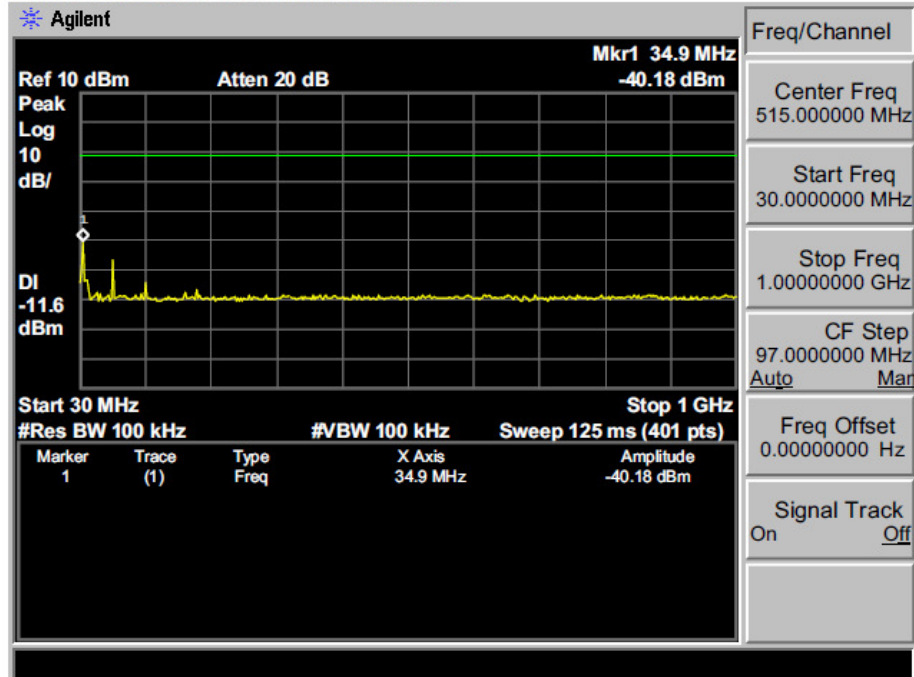
Seite 5 von 44

Test Report No.

Page 5 of 44

### 3. Conducted Spurious Emissions measured in 100kHz Bandwidth

Test Mode: BT 4.0-BLE GFSK 2402MHz



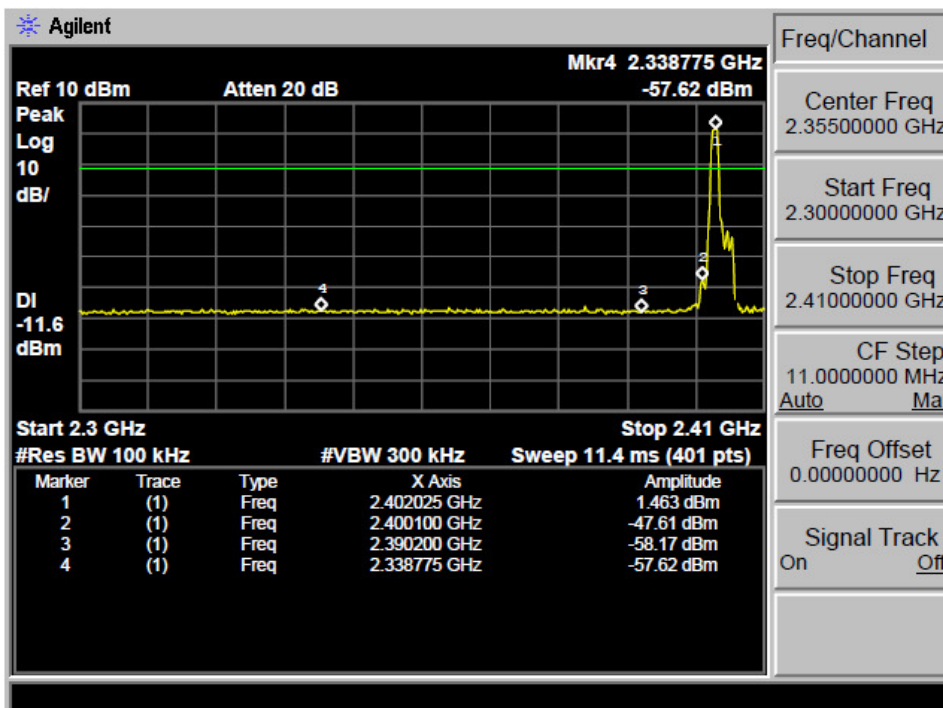
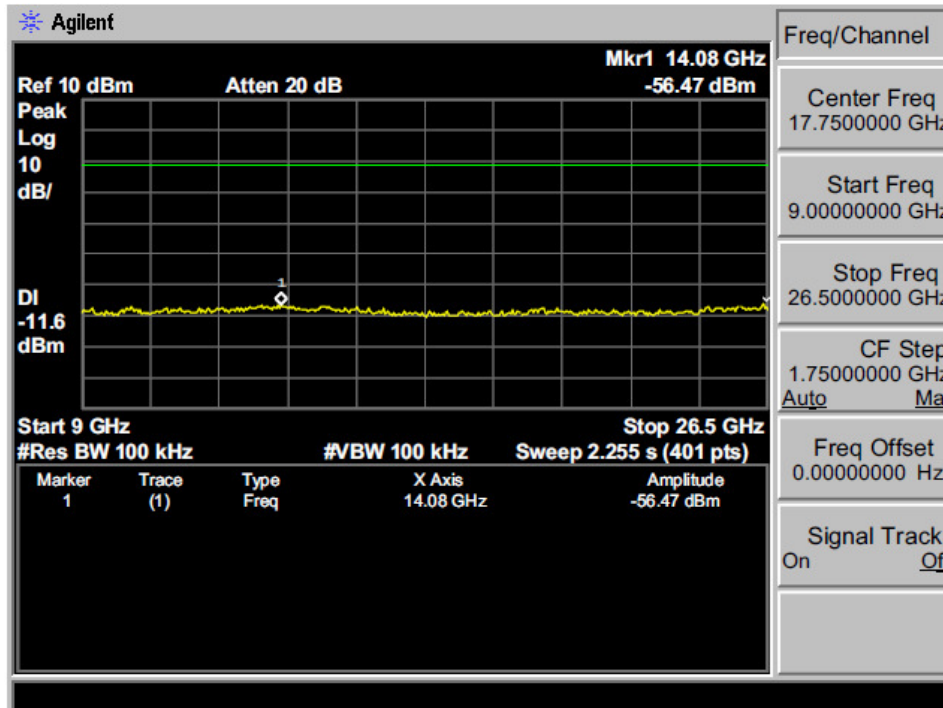
Prüfbericht - Nr.:

16060215 001

Seite 6 von 44

Test Report No.

Page 6 of 44





Prüfbericht - Nr.:

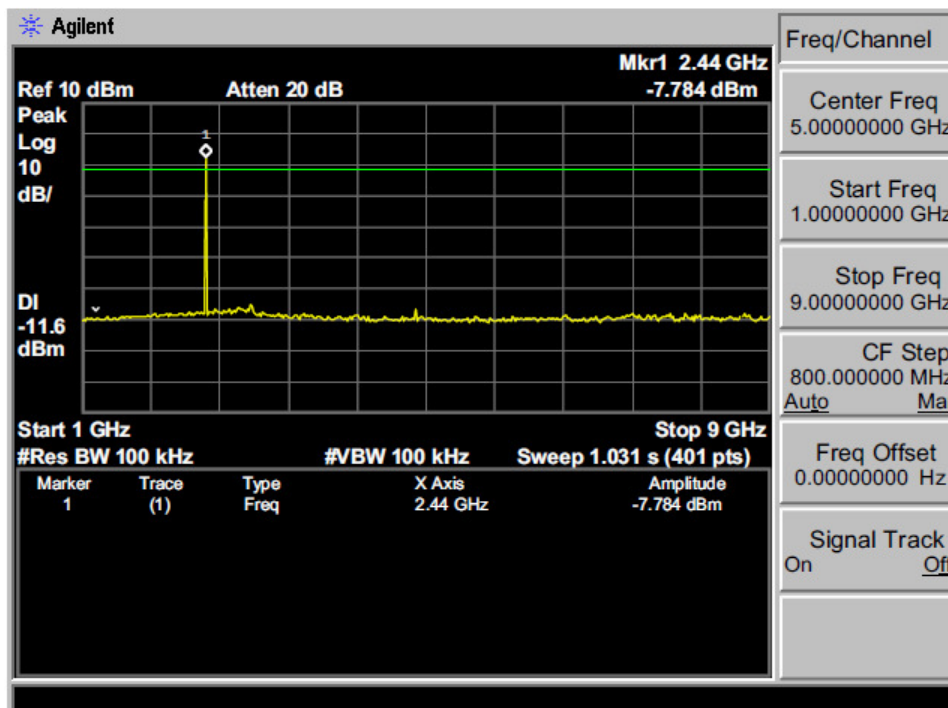
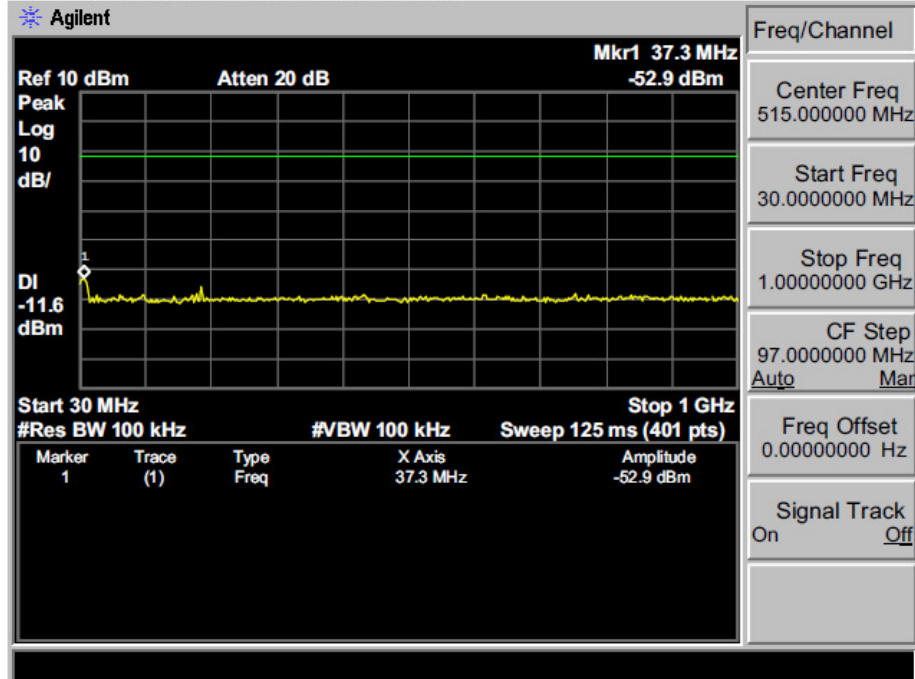
16060215 001

Seite 7 von 44

Test Report No.

Page 7 of 44

Test Mode: BT 4.0-BLE GFSK 2440MHz



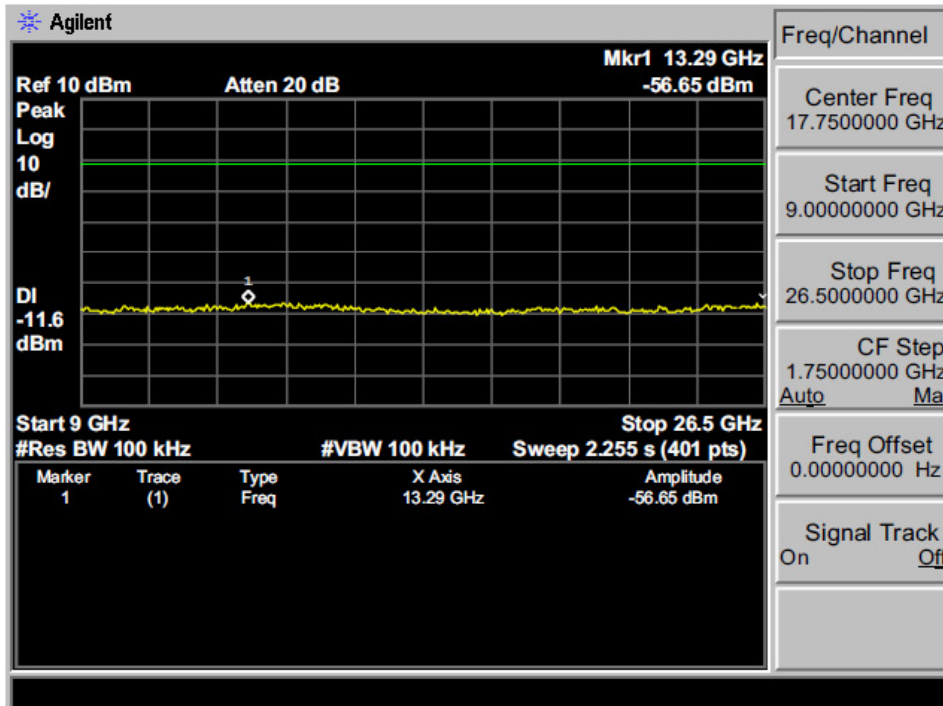
**Prüfbericht - Nr.:**

**16060215 001**

Seite 8 von 44

Test Report No.

Page 8 of 44





Prüfbericht - Nr.:

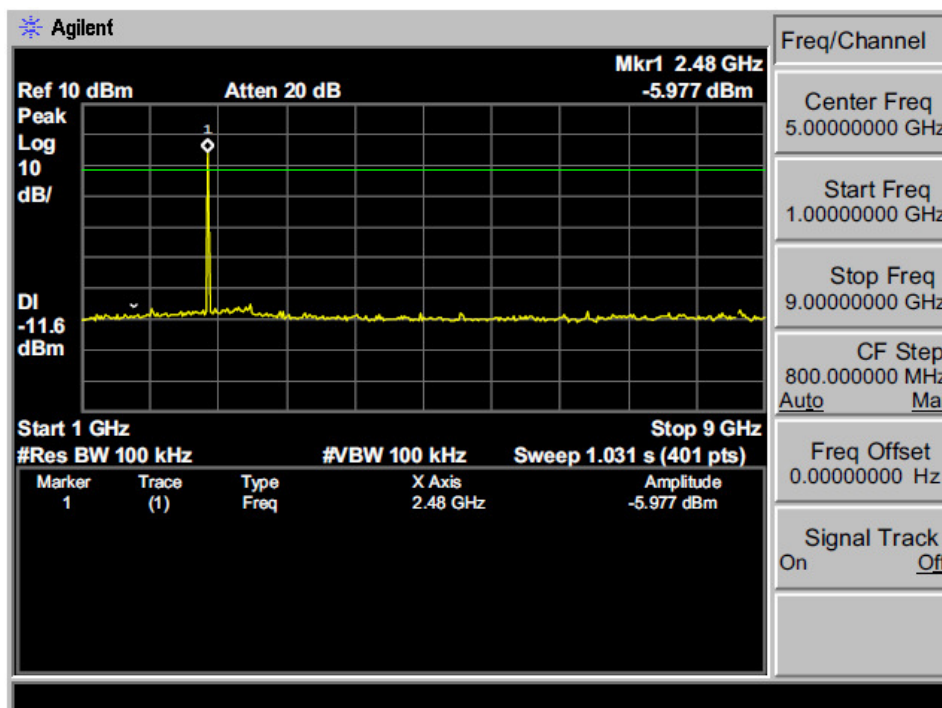
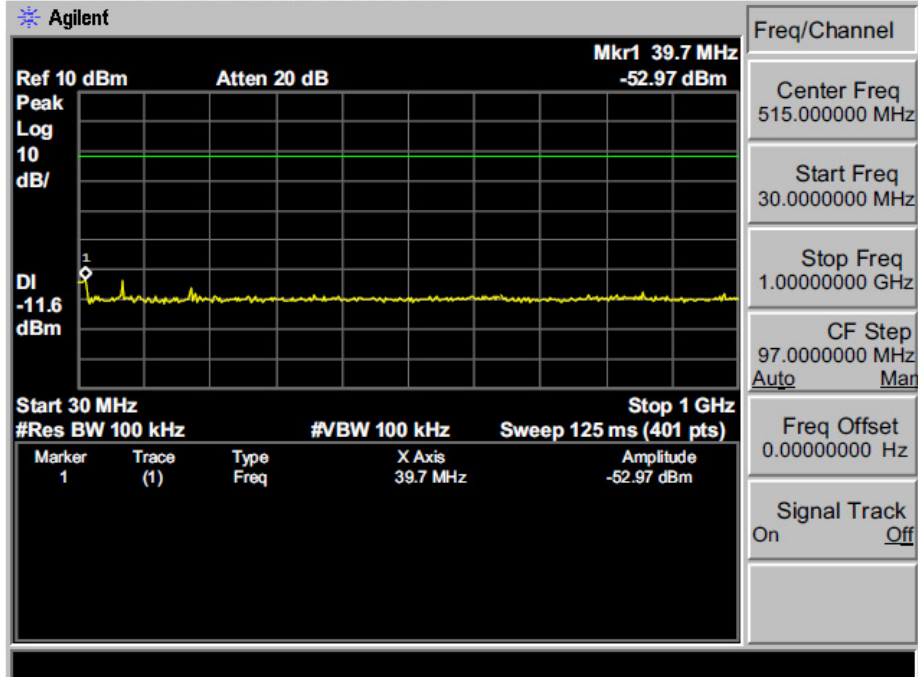
16060215 001

Seite 9 von 44

Test Report No.

Page 9 of 44

Test Mode: BT 4.0-BLE GFSK 2480MHz



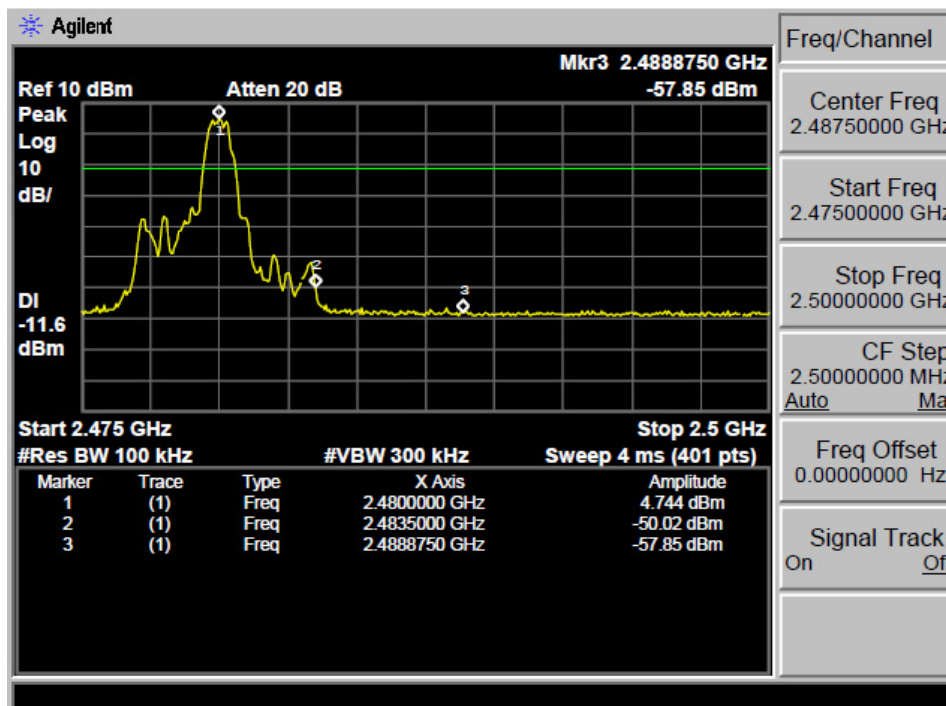
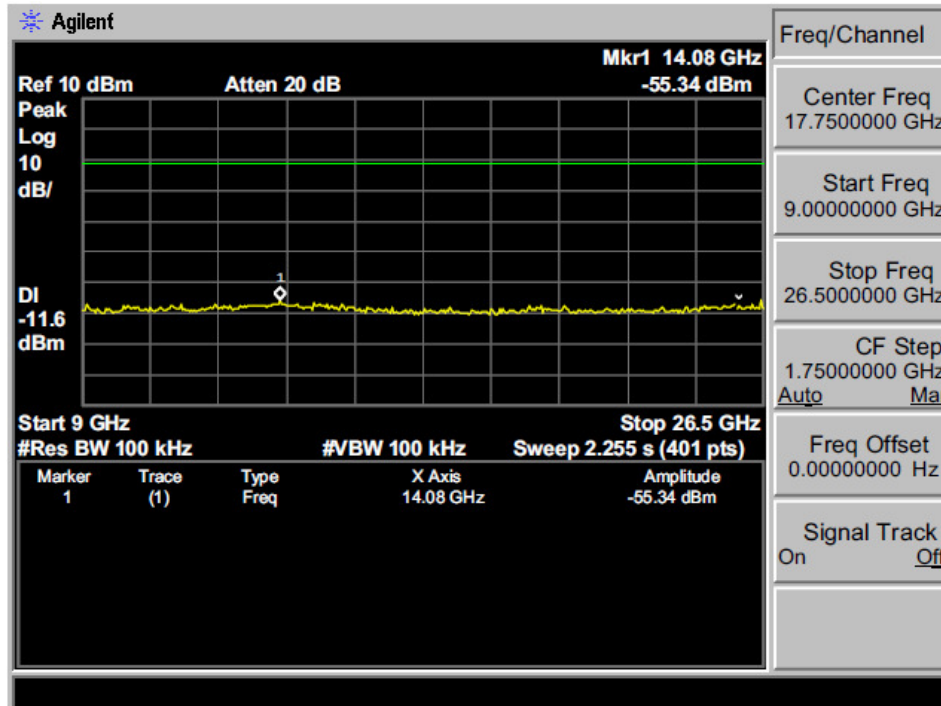
Prüfbericht - Nr.:

16060215 001

Seite 10 von 44

Test Report No.

Page 10 of 44



**Prüfbericht - Nr.:**

**16060215 001**

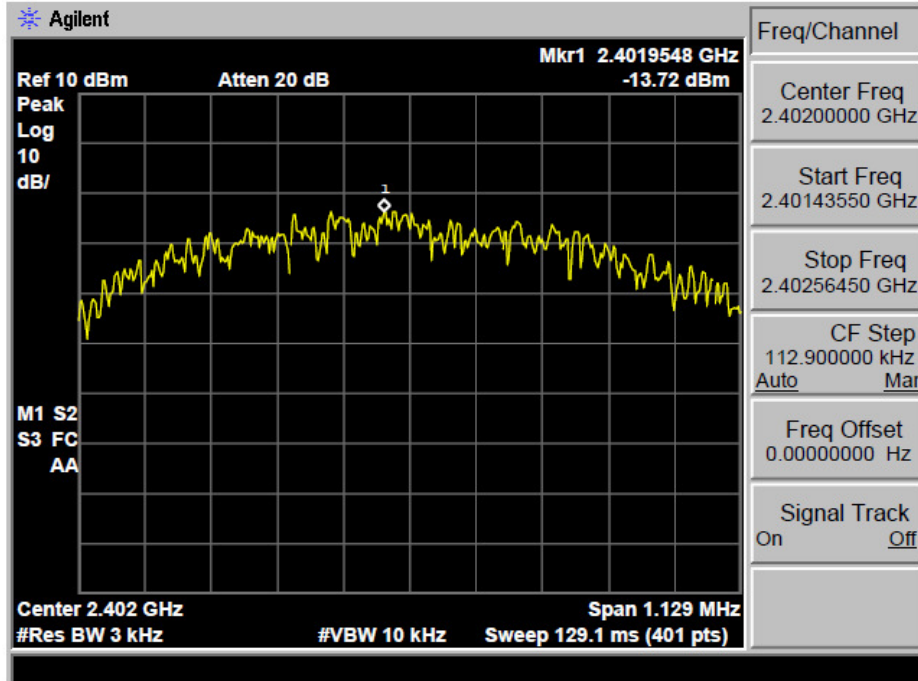
Seite 11 von 44

Test Report No.

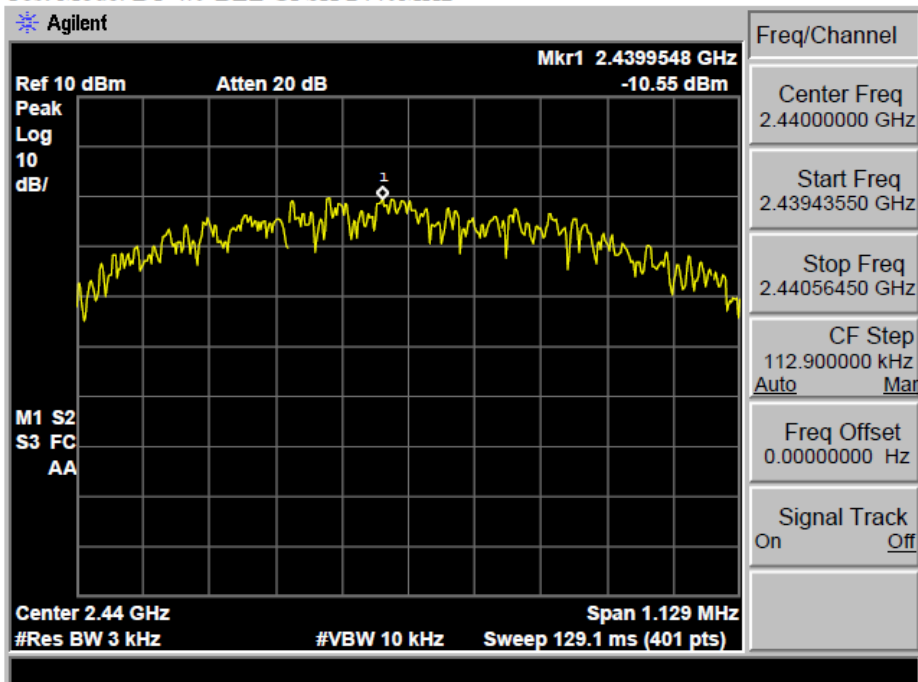
Page 11 of 44

4. Power spectral density

Test Mode: BT 4.0-BLE GFSK 2402MHz



Test Mode: BT 4.0-BLE GFSK 2440MHz



**Prüfbericht - Nr.:**

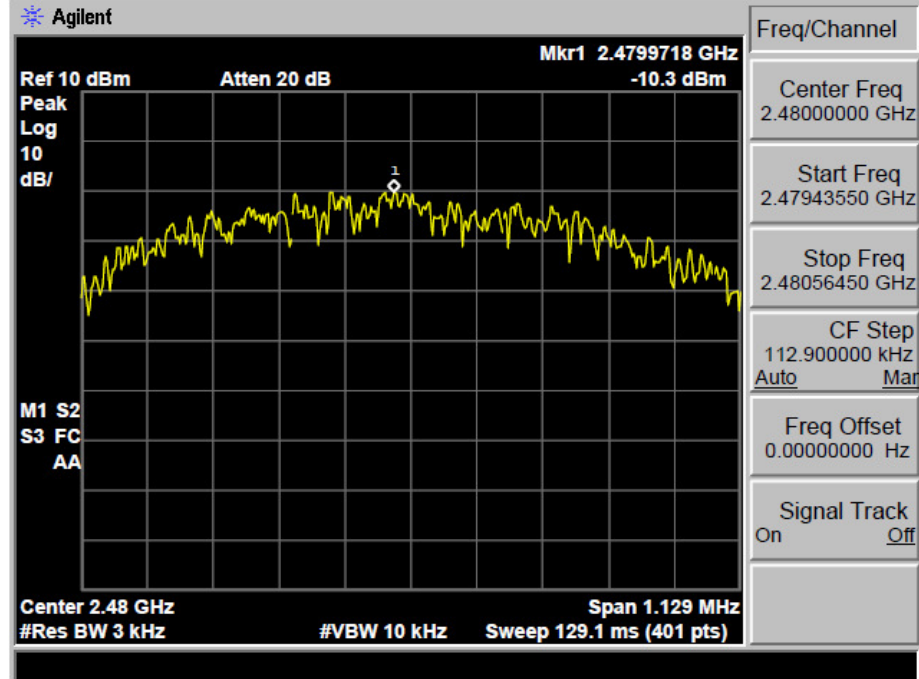
**16060215 001**

Seite 12 von 44

Test Report No.

Page 12 of 44

Test Mode: BT 4.0-BLE GFSK 2480MHz

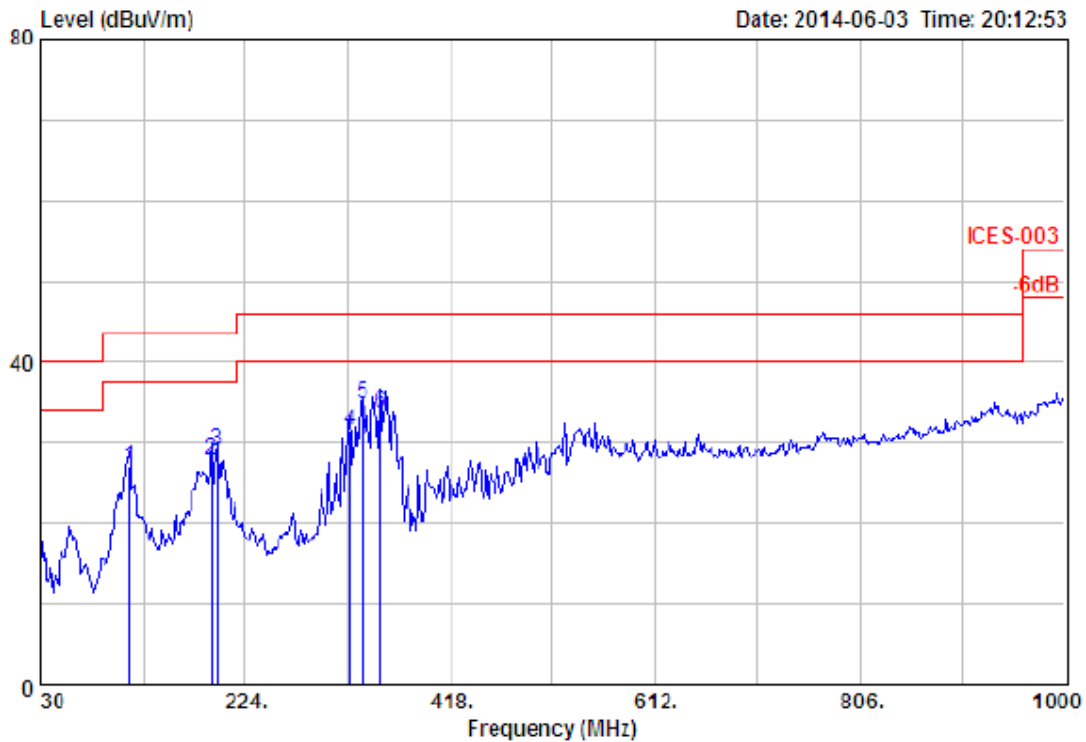


**Prüfbericht - Nr.:**  
Test Report No.

**16060215 001**

**Seite 13 von 44**  
Page 13 of 44

5. Radaited Spurious Emission

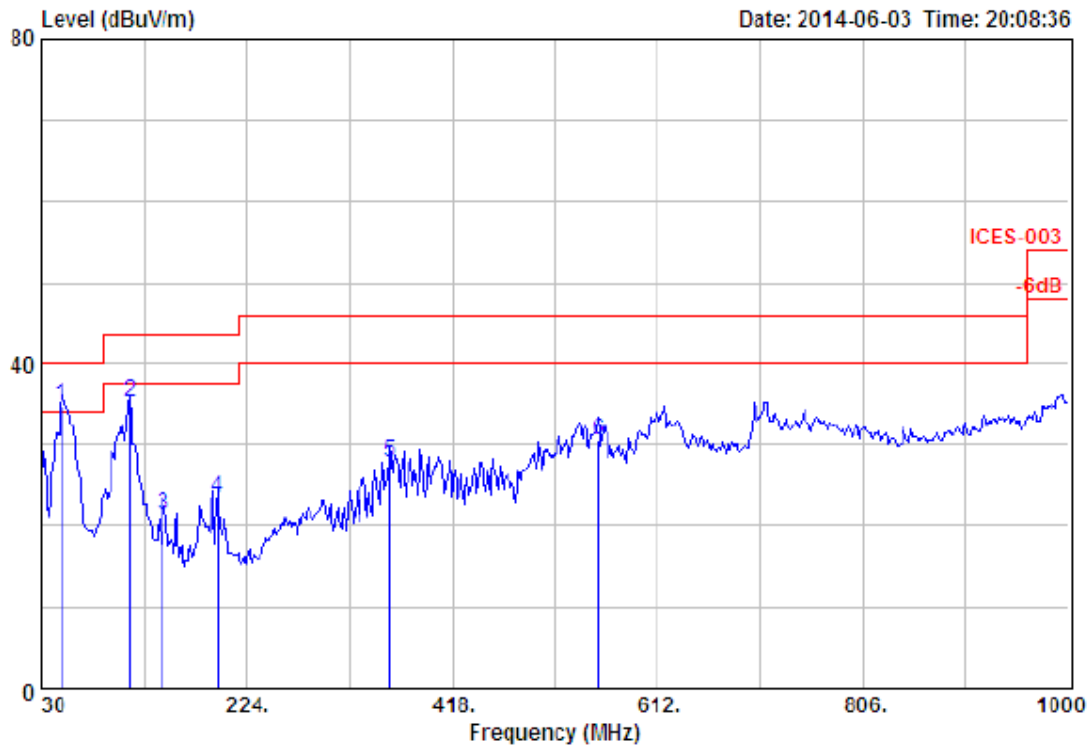


Site no. : 3m Chamber Data no. : 843  
 Dis. / Ant. : 3m 27137 Ant. pol. : HORIZONTAL  
 Limit : ICES-003  
 Env. / Ins. : Temp:25.6';Humi:56%;Press:101.52kPa  
 Engineer : Tony  
 EUT : Bluetooth Speaker  
 Power : DC 15V From Adapter Input AC 120V/60Hz  
 M/N : BeoPlay A2  
 Test Mode : GFSK TX 2402MHz

	Freq. (MHz)	Ant. Factor (dB/m)	Cable Loss (dB)	Emission Reading (dBuV)	Level (dBuV/m)	Limits (dBuV/m)	Margin (dB)	Remark
1	114.39	10.85	3.26	12.77	26.88	43.50	16.62	QP
2	191.99	7.85	4.22	15.75	27.82	43.50	15.68	QP
3	196.84	7.72	4.26	17.08	29.06	43.50	14.44	QP
4	322.94	13.65	5.41	12.28	31.34	46.00	14.66	QP
5	334.58	13.99	5.52	15.18	34.69	46.00	11.31	QP
6	352.04	14.47	5.69	13.40	33.56	46.00	12.44	QP

**Prüfbericht - Nr.:** 16060215 001  
Test Report No.

Seite 14 von 44  
Page 14 of 44



Site no. : 3m Chamber Data no. : 842  
 Dis. / Ant. : 3m 27137 Ant. pol. : VERTICAL  
 Limit : ICES-003  
 Env. / Ins. : Temp:25.6';Humi:56%;Press:101.52kPa  
 Engineer : Tony  
 EUT : Bluetooth Speaker  
 Power : DC 15V From Adapter Input AC 120V/60Hz  
 M/N : BeoPlay A2  
 Test Mode : GFSK TX 2402MHz

Freq. (MHz)	Ant. Factor (dB/m)	Cable Loss (dB)	Emission Reading (dBuV)	Emission Level (dBuV/m)	Limits (dBuV/m)	Margin (dB)	Remark	
1	48.43	8.37	2.30	24.04	34.71	40.00	5.29	QP
2	114.39	10.85	3.26	20.99	35.10	43.50	8.40	QP
3	145.43	11.22	3.73	6.38	21.33	43.50	22.17	QP
4	196.84	7.72	4.26	11.47	23.45	43.50	20.05	QP
5	358.83	14.45	5.73	7.65	27.83	46.00	18.17	QP
6	555.74	19.61	7.08	3.77	30.46	46.00	15.54	QP

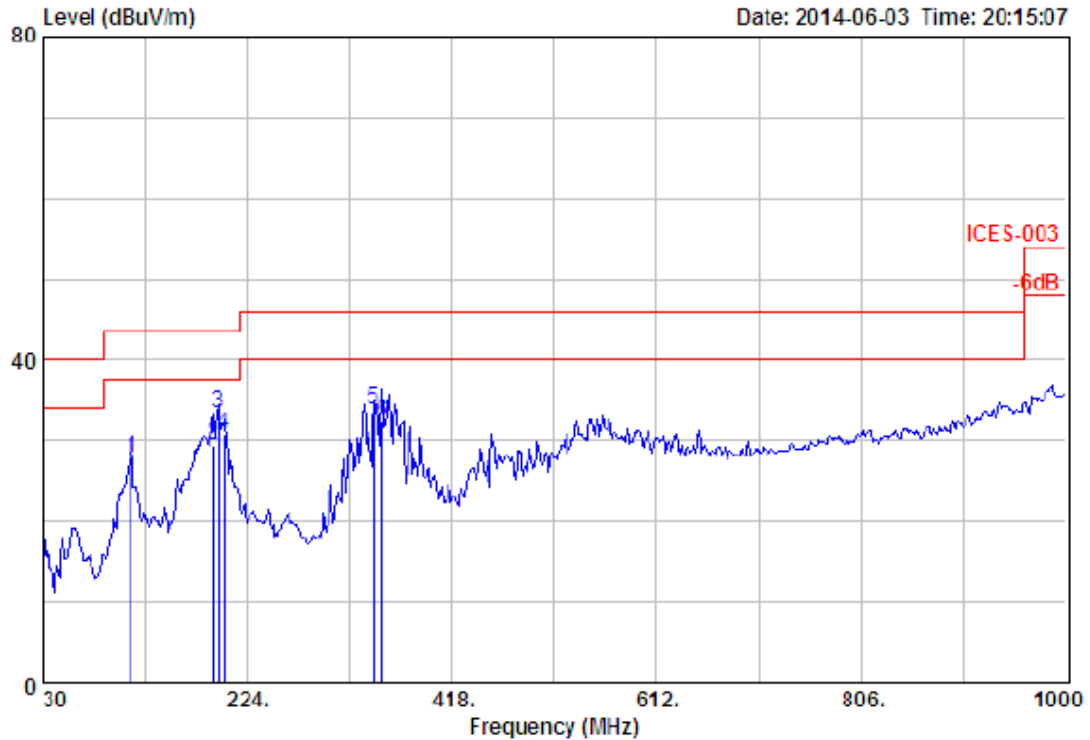
**Prüfbericht - Nr.:**

**16060215 001**

Seite 15 von 44

Test Report No.

Page 15 of 44



Site no. : 3m Chamber Data no. : 844  
 Dis. / Ant. : 3m 27137 Ant. pol. : HORIZONTAL  
 Limit : ICES-003  
 Env. / Ins. : Temp:25.6';Humi:56%;Press:101.52kPa  
 Engineer : Tony  
 EUT : Bluetooth Speaker  
 Power : DC 15V From Adapter Input AC 120V/60Hz  
 M/N : BeoPlay A2  
 Test Mode : GFSK TX 2440MHz

	Ant.	Cable	Emission					
Freq. (MHz)	Factor (dB/m)	Loss (dB)	Reading (dBuV)	Level (dBuV/m)	Limits (dBuV/m)	Margin (dB)	Remark	
1	114.39	10.85	3.26	13.72	27.83	43.50	15.67	QP
2	191.99	7.85	4.22	17.24	29.31	43.50	14.19	QP
3	196.84	7.72	4.26	21.50	33.48	43.50	10.02	QP
4	202.66	7.83	4.29	18.52	30.64	43.50	12.86	QP
5	344.28	14.28	5.63	14.07	33.98	46.00	12.02	QP
6	352.04	14.47	5.69	12.17	32.33	46.00	13.67	QP

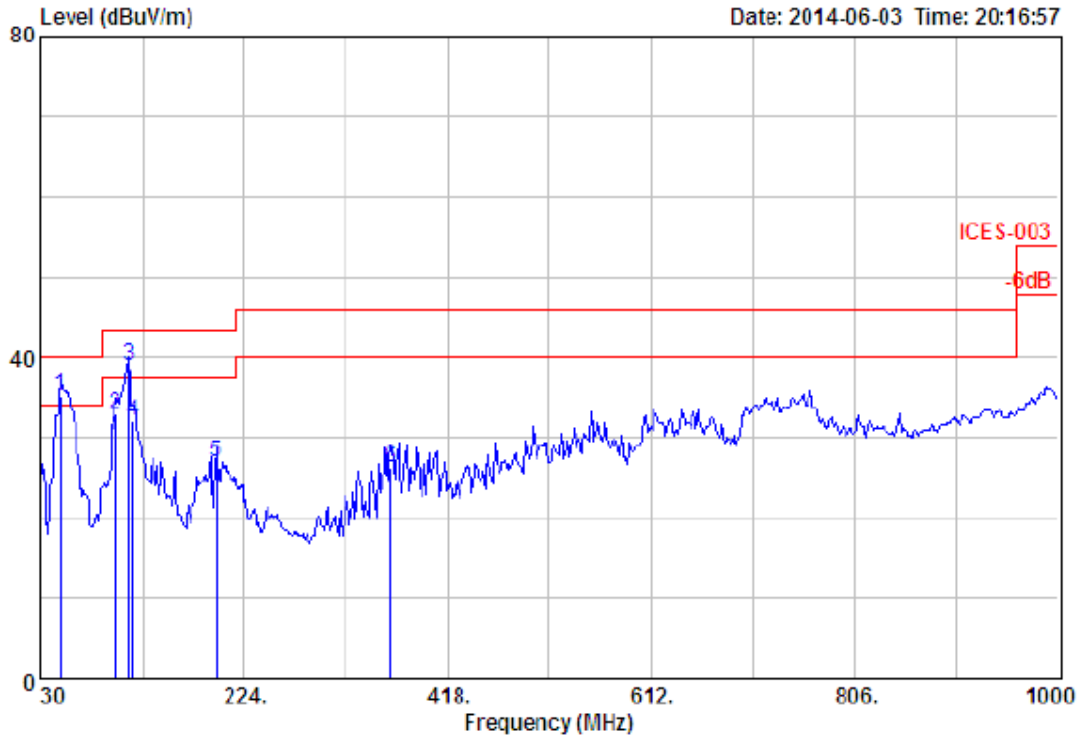
**Prüfbericht - Nr.:**

**16060215 001**

Seite 16 von 44

Test Report No.

Page 16 of 44



Site no. : 3m Chamber  
 Dis. / Ant. : 3m 27137  
 Limit : ICES-003  
 Env. / Ins. : Temp:25.6°;Humi:56%;Press:101.52kPa  
 Engineer : Tony  
 EUT : Bluetooth Speaker  
 Power : DC 15V From Adapter Input AC 120V/60Hz  
 M/N : BeoPlay A2  
 Test Mode : GFSK TX 2440MHz

Data no. : 845  
 Ant. pol. : VERTICAL

	Ant.	Cable	Emission		Limits	Margin	Remark	
Freq. (MHz)	Factor (dB/m)	Loss (dB)	Reading (dBuV)	Level (dBuV/m)	(dBuV/m)	(dB)		
1	48.43	8.37	2.30	24.58	35.25	40.00	4.75	QP
2	101.78	9.65	3.07	20.23	32.95	43.50	10.55	QP
3	114.39	10.85	3.26	24.90	39.01	43.50	4.49	QP
4	117.30	11.02	3.32	17.80	32.14	43.50	11.36	QP
5	196.84	7.72	4.26	15.08	27.06	43.50	16.44	QP
6	363.68	14.61	5.72	5.95	26.28	46.00	19.72	QP



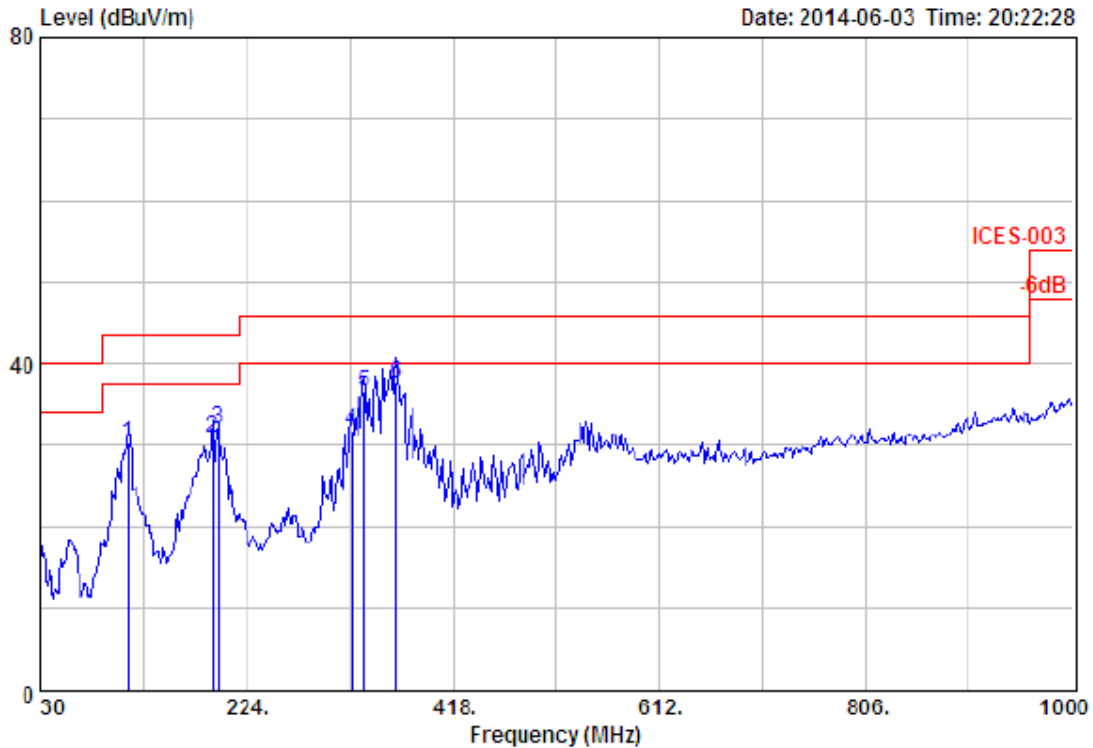
**Prüfbericht - Nr.:**

**16060215 001**

Seite 17 von 44

Test Report No.

Page 17 of 44

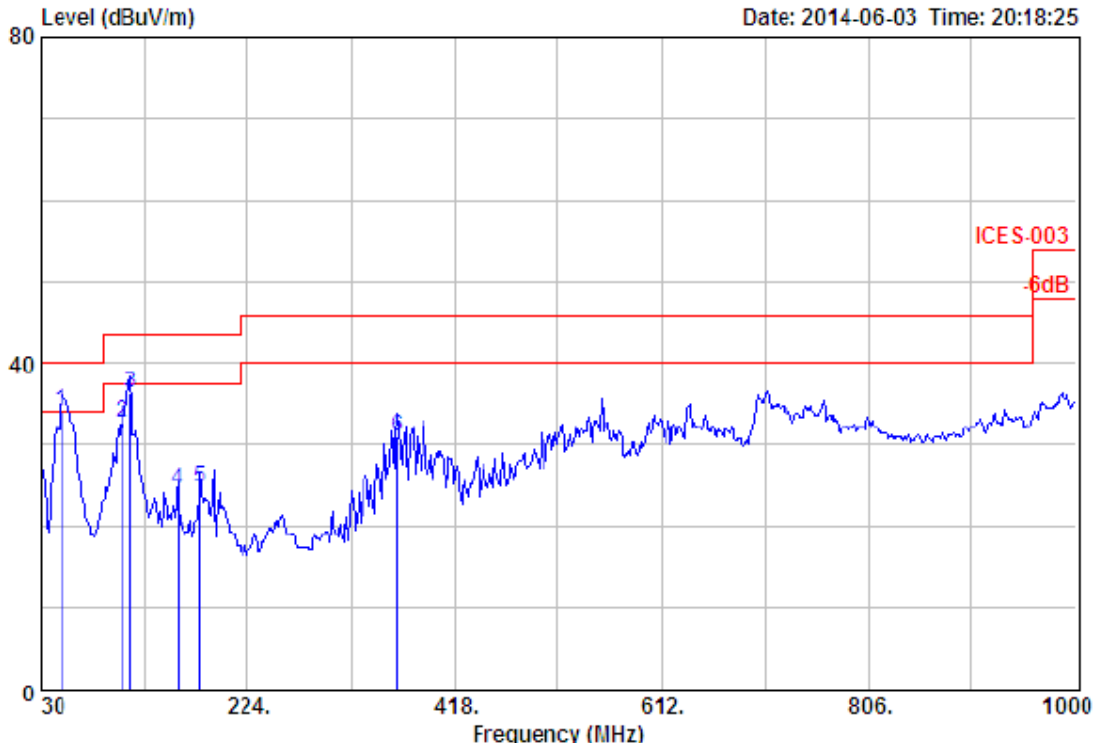


Site no. : 3m Chamber Data no. : 847  
 Dis. / Ant. : 3m 27137 Ant. pol. : HORIZONTAL  
 Limit : ICES-003  
 Env. / Ins. : Temp:25.6°;Humi:56%;Press:101.52kPa  
 Engineer : Tony  
 EUT : Bluetooth Speaker  
 Power : DC 15V From Adapter Input AC 120V/60Hz  
 M/N : BeoPlay A2  
 Test Mode : GFSK TX 2480MHz

No.	Ant.		Cable		Emission		Margin	Remark
	Freq. (MHz)	Factor (dB/m)	Loss (dB)	Reading (dBuV)	Level (dBuV/m)	Limits (dBuV/m)		
1	111.48	10.60	3.22	16.46	30.28	43.50	13.22	QP
2	191.99	7.85	4.22	18.85	30.92	43.50	12.58	QP
3	196.84	7.72	4.26	20.07	32.05	43.50	11.45	QP
4	321.97	13.63	5.39	12.86	31.88	46.00	14.12	QP
5	334.58	13.99	5.52	17.00	36.51	46.00	9.49	QP
6	363.68	14.61	5.72	17.42	37.75	46.00	8.25	QP

**Prüfbericht - Nr.:** 16060215 001  
Test Report No.

Seite 18 von 44  
Page 18 of 44



Site no. : 3m Chamber Data no. : 846  
 Dis. / Ant. : 3m 27137 Ant. pol. : VERTICAL  
 Limit : ICES-003  
 Env. / Ins. : Temp:25.6°;Humi:56%;Press:101.52kPa  
 Engineer : Tony  
 EUT : Bluetooth Speaker  
 Power : DC 15V From Adapter Input AC 120V/60Hz  
 M/N : BeoPlay A2  
 Test Mode : GFSK TX 2480MHz

Freq. (MHz)	Ant. Factor (dB/m)	Cable Loss (dB)	Emission					
			Reading (dBuV)	Level (dBuV/m)	Limits (dBuV/m)	Margin (dB)	Remark	
1	48.43	8.37	2.30	23.34	34.01	40.00	5.99	QP
2	106.63	10.15	3.15	19.46	32.76	43.50	10.74	QP
3	114.39	10.85	3.26	22.29	36.40	43.50	7.10	QP
4	158.04	10.48	3.87	10.12	24.47	43.50	19.03	QP
5	179.38	8.96	4.11	11.59	24.66	43.50	18.84	QP
6	363.68	14.61	5.72	10.55	30.88	46.00	15.12	QP

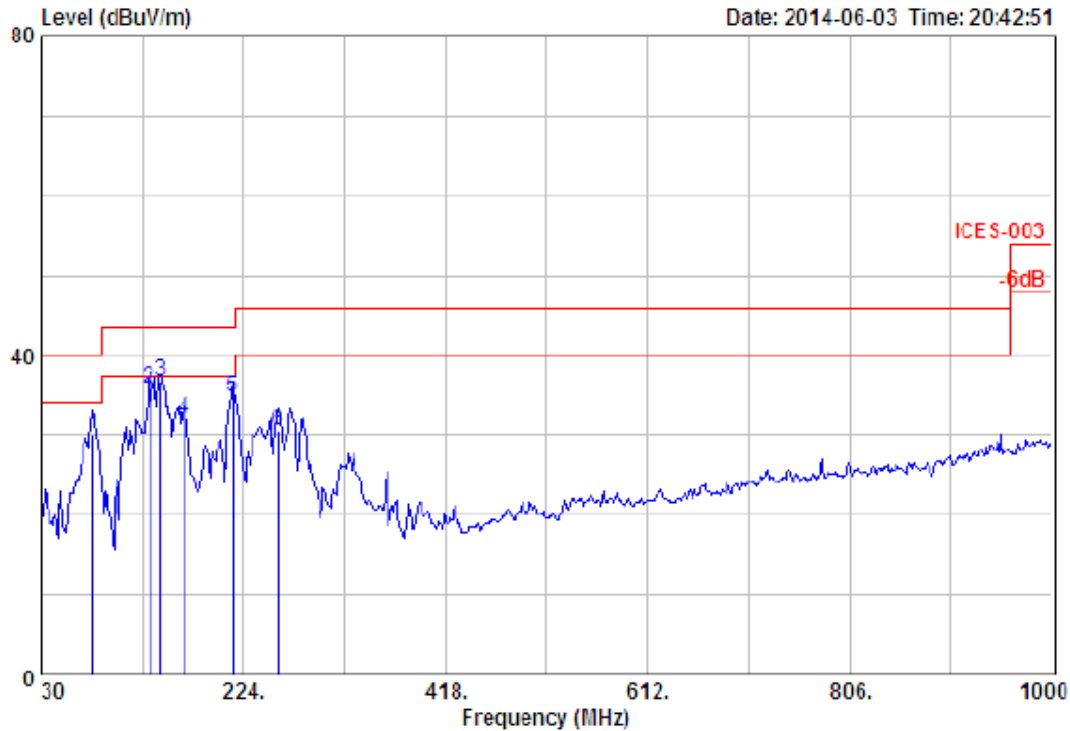
Prüfbericht - Nr.:

16060215 001

Seite 19 von 44

Test Report No.

Page 19 of 44



Site no. : 3m Chamber Data no. : 848  
 Dis. / Ant. : 3m 27137 Ant. pol. : HORIZONTAL  
 Limit : ICES-003  
 Env. / Ins. : Temp:25.6°;Hum:56%;Press:101.52kPa  
 Engineer : Tony  
 EUT : Bluetooth Speaker  
 Power : DC 15V From Adapter Input AC 120V/60Hz  
 M/N : BeoPlay A2  
 Test Mode : RX Mode

	Ant.		Cable		Emission			
Freq. (MHz)	Factor (dB/m)	Loss (dB)	Reading (dBuV)	Level (dBuV/m)	Limits (dBuV/m)	Margin (dB)	Remark	
1	80.44	7.07	1.25	21.78	30.10	40.00	9.90	QP
2	133.79	11.36	1.56	23.05	35.97	43.50	7.53	QP
3	145.43	11.22	1.53	23.93	36.68	43.50	6.82	QP
4	167.74	9.43	1.71	20.93	32.07	43.50	11.43	QP
5	214.30	8.65	1.96	24.09	34.70	43.50	8.80	QP
6	256.98	12.63	2.17	15.68	30.48	46.00	15.52	QP

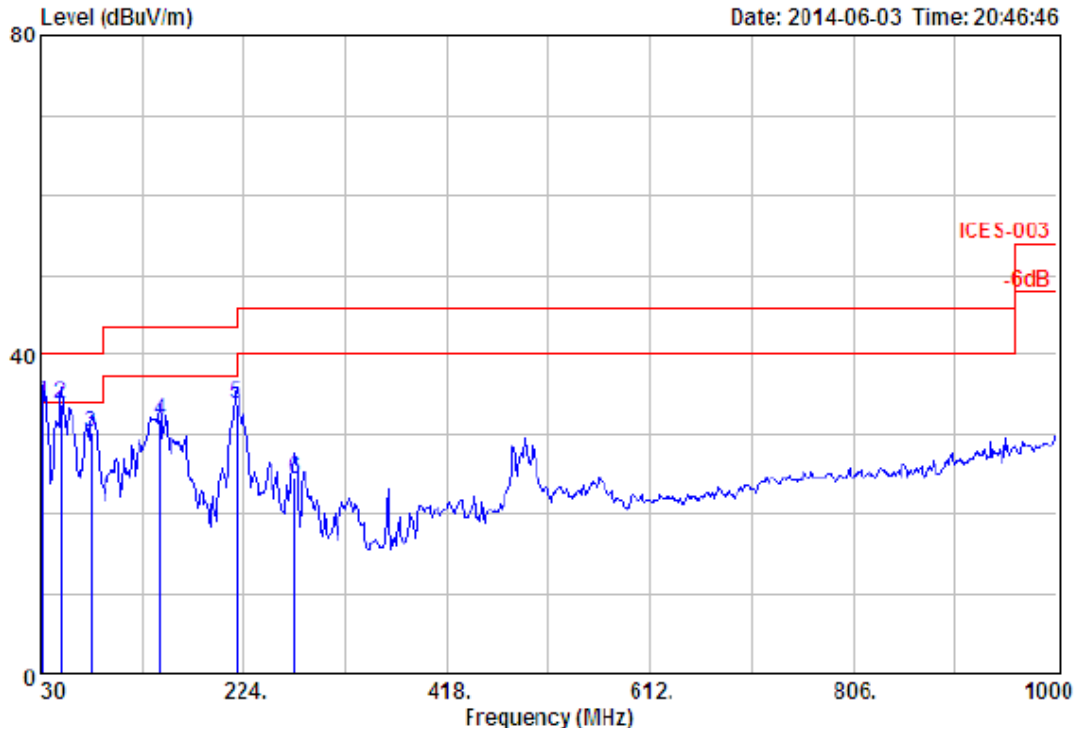
Prüfbericht - Nr.:

16060215 001

Seite 20 von 44

Test Report No.

Page 20 of 44



Site no. : 3m Chamber Data no. : 849  
 Dis. / Ant. : 3m 27137 Ant. pol. : VERTICAL  
 Limit : ICES-003  
 Env. / Ins. : Temp:25.6';Hum:56%;Press:101.52kPa  
 Engineer : Tony  
 EUT : Bluetooth Speaker  
 Power : DC 15V From Adapter Input AC 120V/60Hz  
 M/N : BeoPlay A2  
 Test Mode : RX Mode

	Ant.		Cable		Emission			
Freq.	Factor	Loss	Reading	Level	Limits	Margin	Remark	
(MHz)	(dB/m)	(dB)	(dBuV)	(dBuV/m)	(dBuV/m)	(dB)		
1	31.94	17.14	0.69	16.29	34.12	40.00	5.88	QP
2	48.43	8.37	0.98	24.59	33.94	40.00	6.06	QP
3	77.53	6.80	1.20	22.40	30.40	40.00	9.60	QP
4	143.49	11.29	1.55	19.06	31.90	43.50	11.60	QP
5	216.24	8.80	1.95	23.02	33.77	46.00	12.23	QP
6	271.53	12.49	2.29	9.83	24.61	46.00	21.39	QP

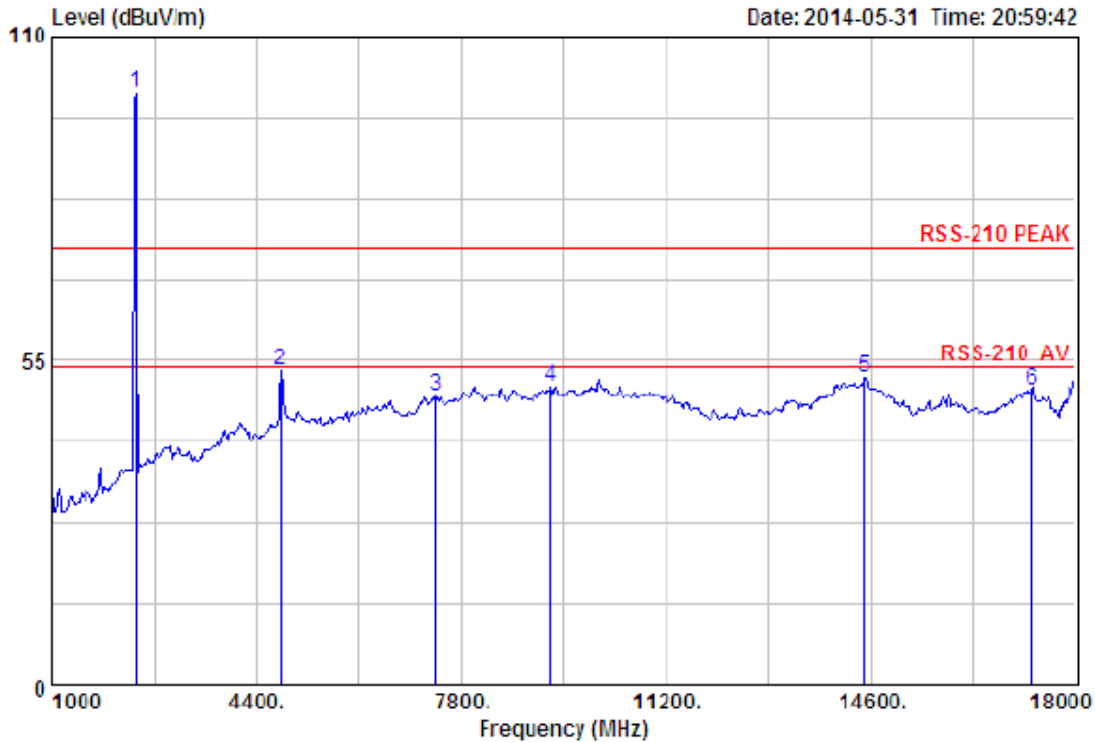
Prüfbericht - Nr.:

16060215 001

Seite 21 von 44

Test Report No.

Page 21 of 44



Site no. : 3m Chamber Data no. : 815  
 Dis. / Ant. : 3m ANI 1-18G Ant. pol. : HORIZONTAL  
 Limit : RSS-210 PEAK  
 Env. / Ins. : Temp:25.6';Humi:56%;Press:101.52kPa  
 Engineer : Tony  
 EUT : Bluetooth Speaker  
 Power : DC 15V From Adapter Input AC 120V/60Hz  
 M/N : BeoPlay A2  
 Test Mode : GFSK TX 2402MHz

	Ant.	Cable	Amp	Emission		Limits	Margin	Remark
Freq. (MHz)	Factor (dB/m)	Loss (dB)	Factor (dB)	Reading (dBuV)	Level (dBuV/m)	(dBuV/m)	(dB)	
1	27.61	6.62	34.18	100.60	100.65	74.00	-26.65	Peak
2	31.25	11.77	31.81	42.19	53.40	74.00	20.60	Peak
3	36.56	11.58	31.99	32.77	48.92	74.00	25.08	Peak
4	37.89	11.60	32.21	33.27	50.55	74.00	23.45	Peak
5	41.88	10.93	33.08	32.38	52.11	74.00	21.89	Peak
6	40.78	10.88	33.87	32.21	50.00	74.00	24.00	Peak

Remarks: 1. Emission Level= Antenna Factor + Cable Loss - Amp Factor + Reading.  
 2. The emission levels that are 20dB below the official limit are not reported.

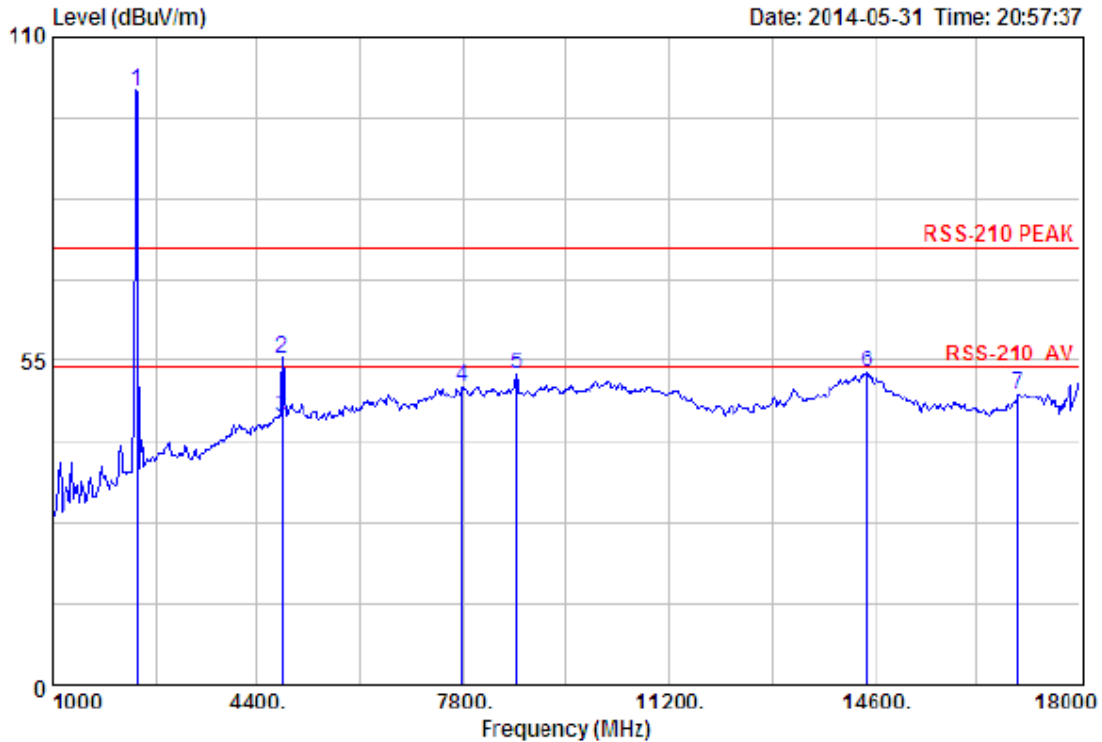
Prüfbericht - Nr.:

16060215 001

Seite 22 von 44

Test Report No.

Page 22 of 44



Site no. : 3m Chamber Data no. : 814  
 Dis. / Ant. : 3m ANI 1-18G Ant. pol. : VERTICAL  
 Limit : RSS-210 PEAK  
 Env. / Ins. : Temp:25.6';Humi:56%;Press:101.52kPa  
 Engineer : Tony  
 EUT : Bluetooth Speaker  
 Power : DC 15V From Adapter Input AC 120V/60Hz  
 M/N : BeoPlay A2  
 Test Mode : GFSK TX 2402MHz

	Ant.	Cable	Amp	Emission		Limits	Margin	Remark
Freq. (MHz)	Factor (dB/m)	Loss (dB)	Factor (dB)	Reading (dBuV)	Level (dBuV/m)	(dBuV/m)	(dB)	
1	27.61	6.62	34.18	100.83	100.88	74.00	-26.88	Peak
2	31.25	11.77	31.81	44.22	55.43	74.00	18.57	Peak
3	31.25	11.77	0.00	2.44	45.46	54.00	8.54	Average
4	36.59	11.50	31.45	34.01	50.65	74.00	23.35	Peak
5	37.32	11.45	32.43	36.34	52.68	74.00	21.32	Peak
6	41.85	10.93	32.96	33.06	52.88	74.00	21.12	Peak
7	39.64	10.96	33.42	32.20	49.38	74.00	24.62	Peak

Remarks: 1. Emission Level= Antenna Factor + Cable Loss - Amp Factor + Reading.  
 2. The emission levels that are 20dB below the official limit are not reported.

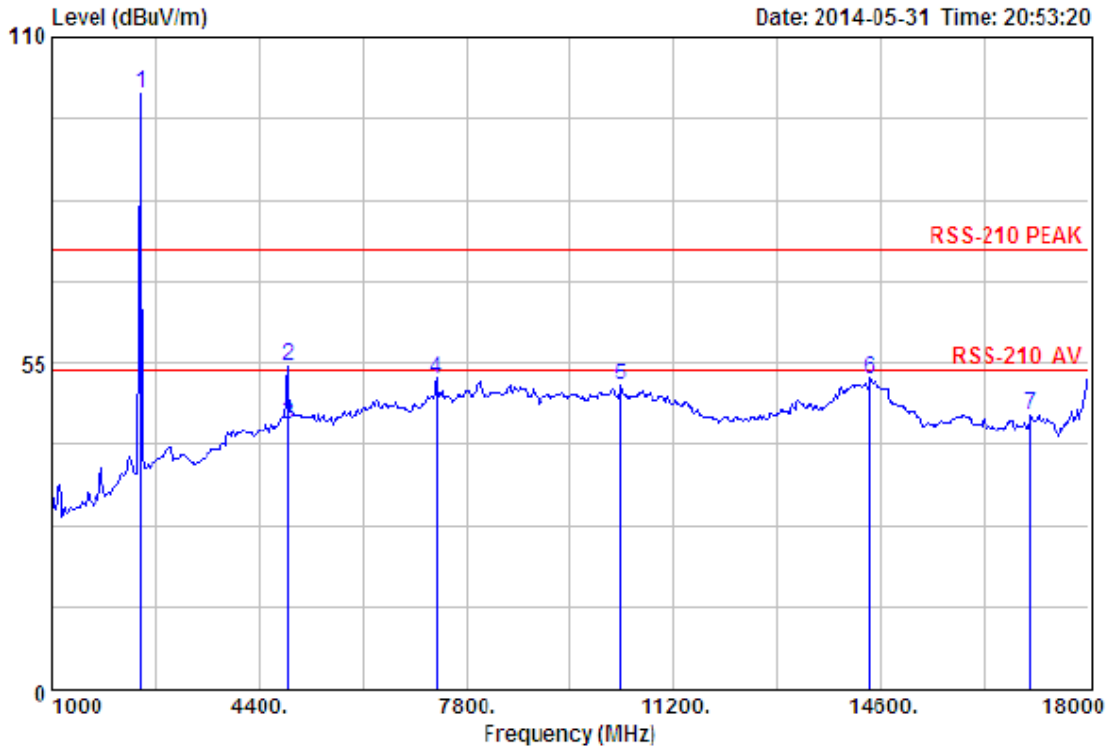
Prüfbericht - Nr.:

16060215 001

Seite 23 von 44

Test Report No.

Page 23 of 44



Site no. : 3m Chamber Data no. : 812  
 Dis. / Ant. : 3m ANT 1-18G Ant. pol. : HORIZONTAL  
 Limit : RSS-210 PEAK  
 Env. / Ins. : Temp:25.6°;Humi:56%;Press:101.52kPa  
 Engineer : Tony  
 EUT : Bluetooth Speaker  
 Power : DC 15V From Adapter Input AC 120V/60Hz  
 M/N : BeoPlay A2  
 Test Mode : GFSK TX 2440MHz

	Ant.	Cable	Amp	Emission		Limits	Margin	Remark
Freq.	Factor	Loss	Factor	Reading	Level	(dBuV/m)	(dB)	
(MHz)	(dB/m)	(dB)	(dB)	(dBuV)	(dBuV/m)			
1	27.60	6.67	34.12	100.25	100.40	74.00	-26.40	Peak
2	31.37	12.07	31.90	43.00	54.54	74.00	19.46	Peak
3	31.37	12.07	0.00	1.18	44.62	54.00	9.38	Average
4	36.55	11.57	31.99	36.18	52.31	74.00	21.69	Peak
5	38.68	11.40	32.40	33.46	51.14	74.00	22.86	Peak
6	41.80	10.92	32.78	32.43	52.37	74.00	21.63	Peak
7	39.93	10.97	33.09	28.50	46.31	74.00	27.69	Peak

Remarks: 1. Emission Level= Antenna Factor + Cable Loss - Amp Factor + Reading.  
 2. The emission levels that are 20dB below the official limit are not reported.

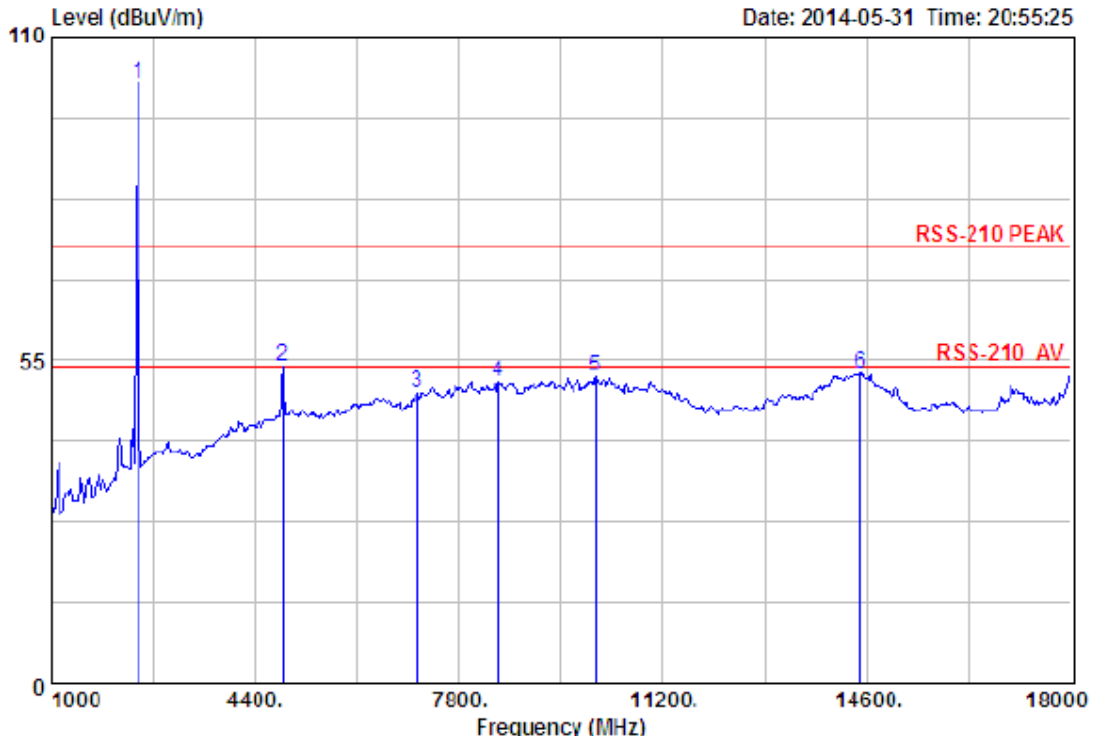
Prüfbericht - Nr.:

16060215 001

Seite 24 von 44

Test Report No.

Page 24 of 44



Site no. : 3m Chamber Data no. : 813  
 Dis. / Ant. : 3m ANI 1-18G Ant. pol. : VERTICAL  
 Limit : RSS-210 PEAK  
 Env. / Ins. : Temp:25.6';Humi:56%;Press:101.52kPa  
 Engineer : Tony  
 EUT : Bluetooth Speaker  
 Power : DC 15V From Adapter Input AC 120V/60Hz  
 M/N : BeoPlay A2  
 Test Mode : GFSK TX 2440MHz

	Ant.	Cable	Amp	Emission		Limits	Margin	Remark	
Freq. (MHz)	Factor (dB/m)	Loss (dB)	Factor (dB)	Reading (dBuV)	Level (dBuV/m)	(dBuV/m)	(dB)		
1	2440.00	27.60	6.67	34.12	101.79	101.94	74.00	-27.94	Peak
2	4860.00	31.34	11.99	31.88	42.46	53.91	74.00	20.09	Peak
3	7103.00	35.99	11.51	32.31	34.09	49.28	74.00	24.72	Peak
4	8463.00	36.87	11.45	31.86	34.81	51.27	74.00	22.73	Peak
5	10078.00	38.24	11.54	31.92	34.34	52.20	74.00	21.80	Peak
6	14498.00	41.88	10.93	33.08	32.89	52.62	74.00	21.38	Peak

Remarks: 1. Emission Level= Antenna Factor + Cable Loss - Amp Factor + Reading.  
 2. The emission levels that are 20dB below the official limit are not reported.



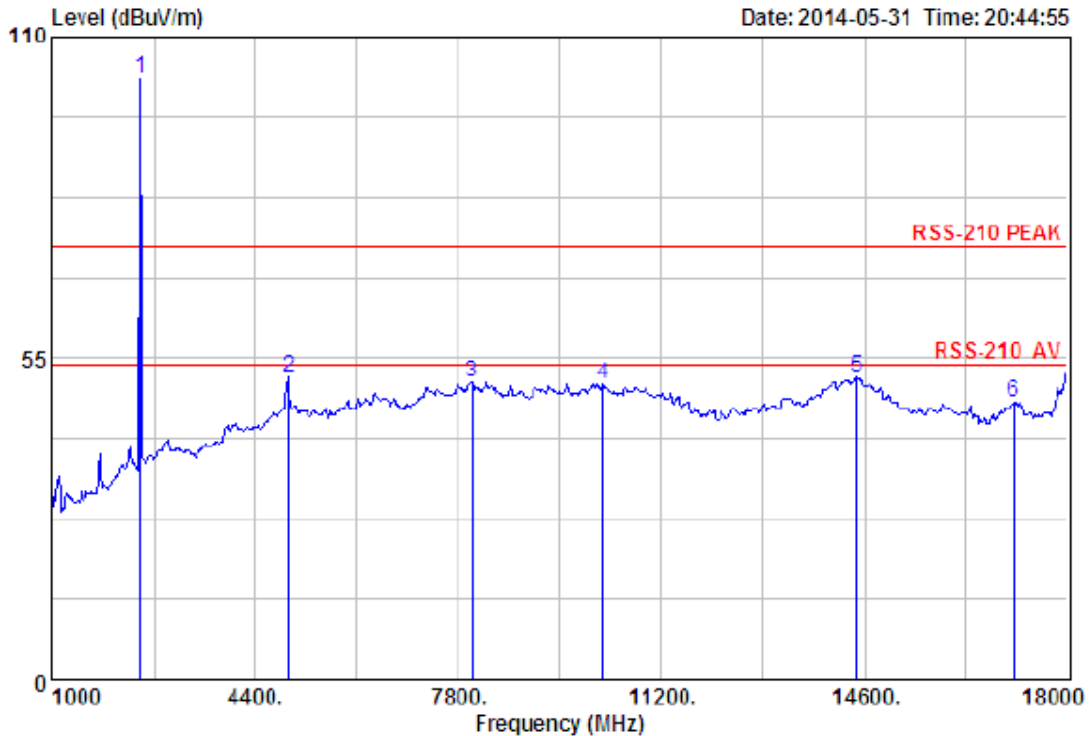
Prüfbericht - Nr.:

16060215 001

Seite 25 von 44

Test Report No.

Page 25 of 44



Site no. : 3m Chamber Data no. : 808  
 Dis. / Ant. : 3m ANT 1-18G Ant. pol. : HORIZONTAL  
 Limit : RSS-210 PEAK  
 Env. / Ins. : Temp:25.6';Humi:56%;Press:101.52kPa  
 Engineer : Tony  
 EUT : Bluetooth Speaker  
 Power : DC 15V From Adapter Input AC 120V/60Hz  
 M/N : BeoPlay A2  
 Test Mode : GFSK TX 2480MHz

Freq. (MHz)	Ant. Factor (dB/m)	Cable Loss (dB)	Amp Factor (dB)	Reading (dBuV)	Emission Level (dBuV/m)	Limits (dBuV/m)	Margin (dB)	Remark	
1	2480.00	27.58	6.71	34.03	102.66	102.92	74.00	-28.92	Peak
2	4960.00	31.49	12.44	31.97	39.90	51.86	74.00	22.14	Peak
3	8038.00	36.95	11.40	31.28	33.79	50.86	74.00	23.14	Peak
4	10214.00	38.48	11.47	32.17	32.81	50.59	74.00	23.41	Peak
5	14464.00	41.85	10.93	32.96	31.85	51.67	74.00	22.33	Peak
6	17099.00	40.13	10.95	32.96	29.30	47.42	74.00	26.58	Peak

Remarks: 1. Emission Level= Antenna Factor + Cable Loss - Amp Factor + Reading.  
 2. The emission levels that are 20dB below the official limit are not reported.

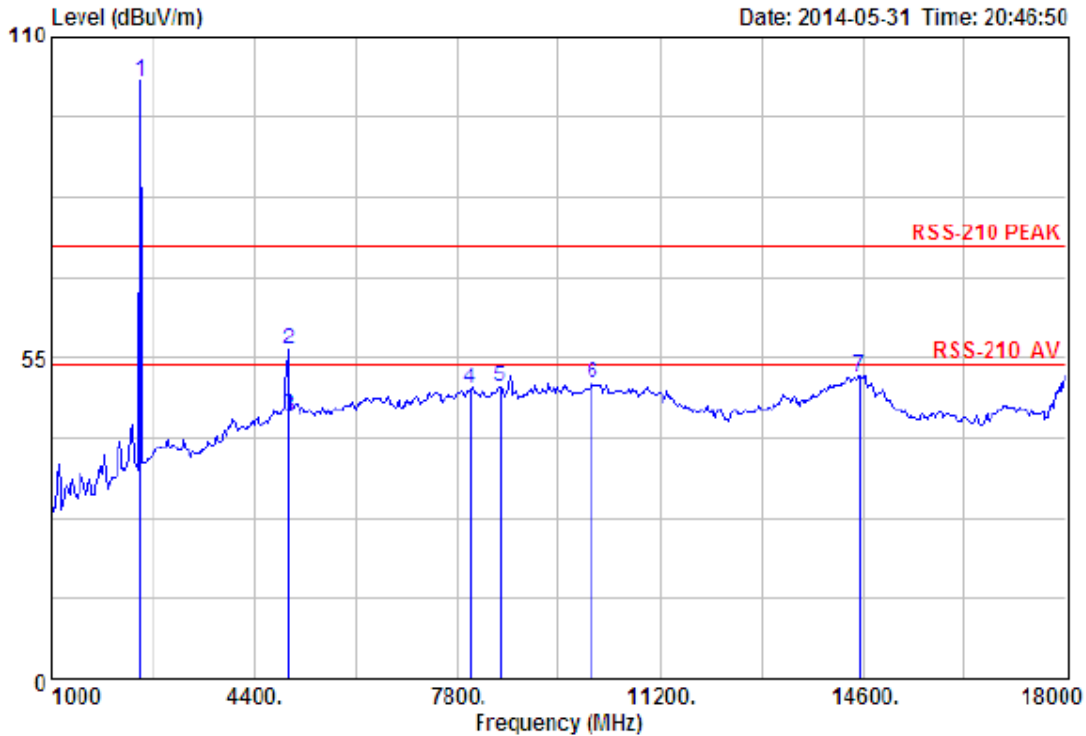
Prüfbericht - Nr.:

16060215 001

Seite 26 von 44

Test Report No.

Page 26 of 44



Site no. : 3m Chamber Data no. : 809  
 Dis. / Ant. : 3m ANI 1-18G Ant. pol. : VERTICAL  
 Limit : RSS-210 PEAK  
 Env. / Ins. : Temp:25.6';Humi:56%;Press:101.52kPa  
 Engineer : Tony  
 EUT : Bluetooth Speaker  
 Power : DC 15V From Adapter Input AC 120V/60Hz  
 M/N : BeoPlay A2  
 Test Mode : GFSK TX 2480MHz

Freq. (MHz)	Ant. Factor (dB/m)	Cable Loss (dB)	Amp Factor (dB)	Emission		Limits (dBuV/m)	Margin (dB)	Remark
				Reading (dBuV)	Level (dBuV/m)			
1	27.58	6.71	34.03	102.15	102.41	74.00	-28.41	Peak
2	31.49	12.44	31.97	44.44	56.40	74.00	17.60	Peak
3	31.49	12.44	0.00	0.96	44.89	54.00	9.11	Average
4	37.01	11.40	31.22	32.37	49.56	74.00	24.44	Peak
5	36.96	11.45	31.91	33.56	50.06	74.00	23.94	Peak
6	38.21	11.55	31.89	32.60	50.47	74.00	23.53	Peak
7	41.77	10.92	33.26	32.46	51.89	74.00	22.11	Peak

Remarks: 1. Emission Level= Antenna Factor + Cable Loss - Amp Factor + Reading.  
 2. The emission levels that are 20dB below the official limit are not reported.

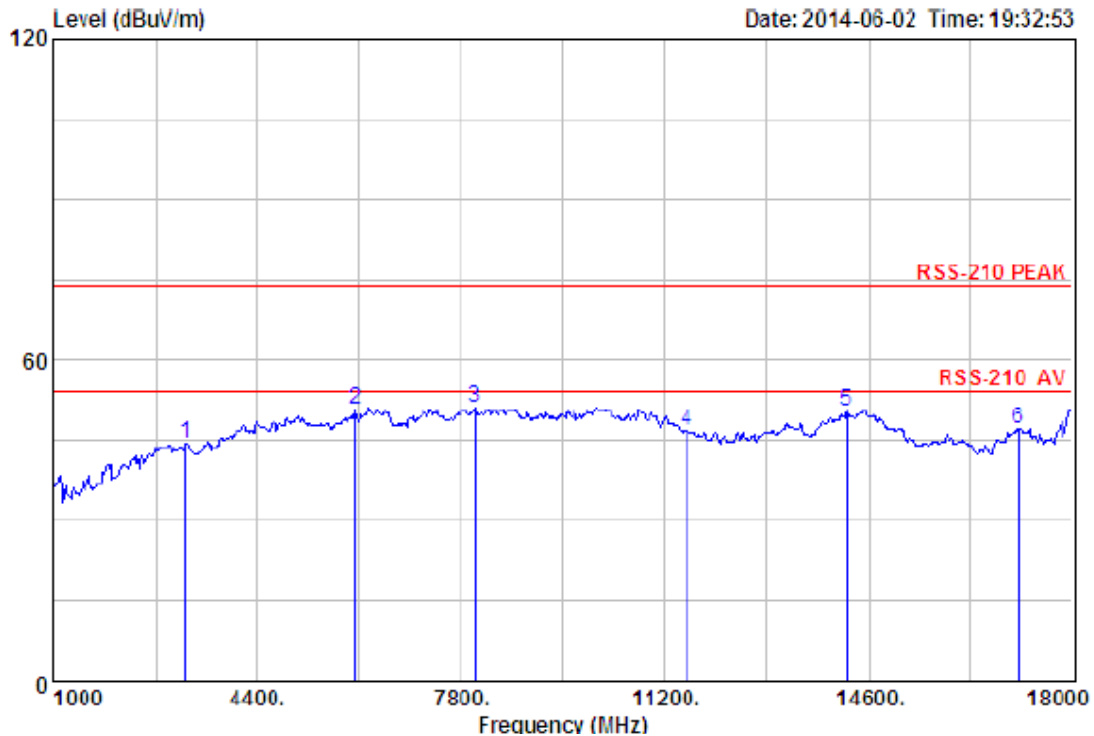
**Prüfbericht - Nr.:**

**16060215 001**

Seite 27 von 44

Test Report No.

Page 27 of 44



Site no. : 3m Chamber Data no. : 825  
 Dis. / Ant. : 3m ANT 1-18G Ant. pol. : HORIZONTAL  
 Limit : RSS-210 PEAK  
 Env. / Ins. : Temp:25.6';Humi:56%;Press:101.52kPa  
 Engineer : Tony  
 EUT : Bluetooth Speaker  
 Power : DC 15V From Adapter Input AC 120V/60Hz  
 M/N : BeoPlay A2  
 Test Mode : RX Mode

	Ant.	Cable	Amp	Emission		Limits	Margin	Remark	
Freq. (MHz)	Factor (dB/m)	Loss (dB)	Factor (dB)	Reading (dBuV)	Level (dBuV/m)	(dBuV/m)	(dB)		
1	3193.00	28.23	8.91	33.26	40.62	44.50	74.00	29.50	Peak
2	6049.00	32.88	12.13	32.22	37.90	50.69	74.00	23.31	Peak
3	8038.00	36.95	11.40	31.28	33.91	50.98	74.00	23.02	Peak
4	11574.00	39.12	10.99	34.71	31.27	46.67	74.00	27.33	Peak
5	14243.00	41.67	10.91	33.24	31.09	50.43	74.00	23.57	Peak
6	17099.00	40.13	10.95	32.96	29.11	47.23	74.00	26.77	Peak

Remarks: 1. Emission Level= Antenna Factor + Cable Loss - Amp Factor + Reading.  
 2. The emission levels that are 20dB below the official limit are not reported.

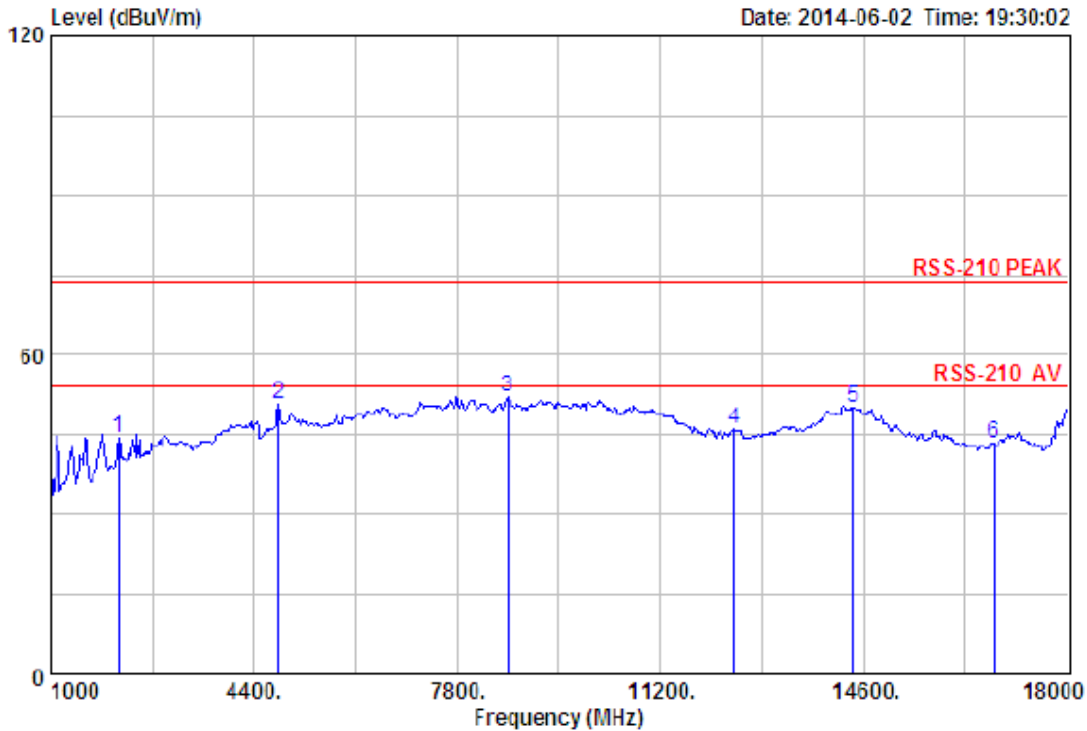
**Prüfbericht - Nr.:**

**16060215 001**

Seite 28 von 44

Test Report No.

Page 28 of 44



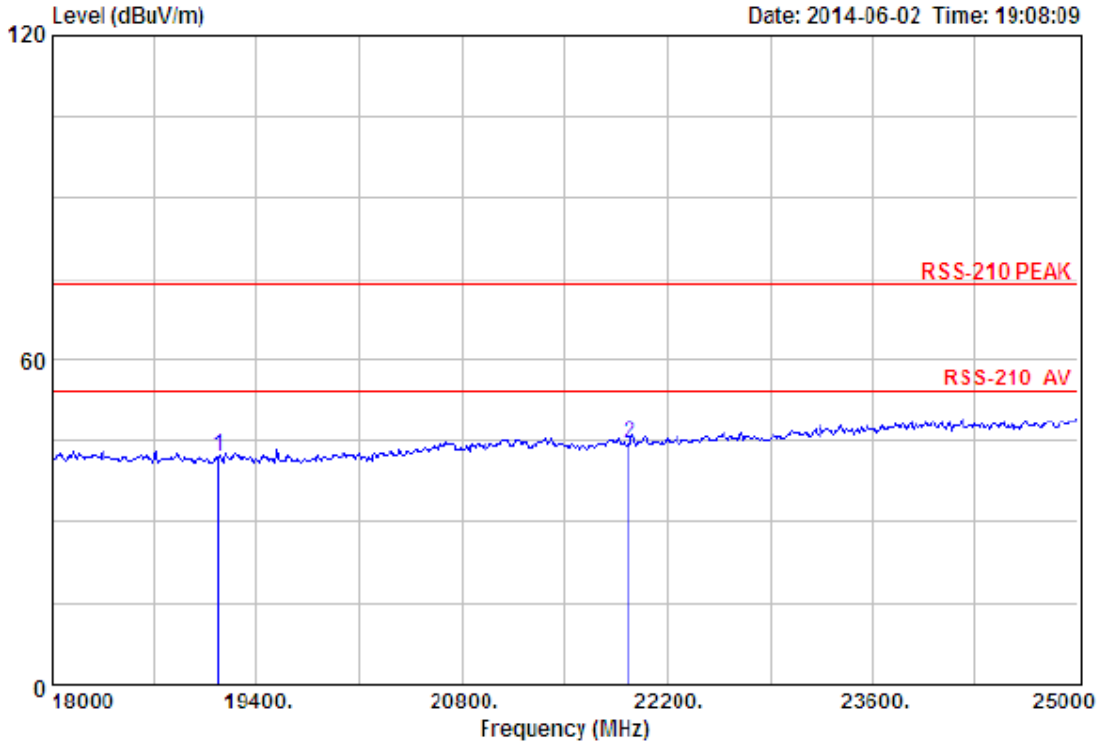
Site no. : 3m Chamber Data no. : 824  
 Dis. / Ant. : 3m ANT 1-18G Ant. pol. : VERTICAL  
 Limit : RSS-210 PEAK  
 Env. / Ins. : Temp:25.6';Humi:56%;Press:101.52kPa  
 Engineer : Tony  
 EUT : Bluetooth Speaker  
 Power : DC 15V From Adapter Input AC 120V/60Hz  
 M/N : BeoPlay A2  
 Test Mode : RX Mode

	Ant.	Cable	Amp	Emission		Limits	Margin	Remark
Freq. (MHz)	Factor (dB/m)	Loss (dB)	Factor (dB)	Reading (dBuV)	Level (dBuV/m)	(dBuV/m)	(dB)	
1	27.41	6.34	34.39	45.20	44.56	74.00	29.44	Peak
2	31.25	11.77	31.81	39.47	50.68	74.00	23.32	Peak
3	37.24	11.45	32.31	35.68	52.06	74.00	21.94	Peak
4	38.74	10.97	35.29	31.72	46.14	74.00	27.86	Peak
5	41.80	10.92	32.78	30.29	50.23	74.00	23.77	Peak
6	39.03	10.76	34.70	28.52	43.61	74.00	30.39	Peak

Remarks: 1. Emission Level= Antenna Factor + Cable Loss - Amp Factor + Reading.  
 2. The emission levels that are 20dB below the official limit are not reported.

**Prüfbericht - Nr.:** 16060215 001  
Test Report No.

Seite 29 von 44  
Page 29 of 44



Site no. : 3m Chamber Data no. : 818  
 Dis. / Ant. : 3m ANT ABVOE 18G Ant. pol. : HORIZONTAL  
 Limit : RSS-210 PEAK  
 Env. / Ins. : Temp:25.6';Humi:56%;Press:101.52kPa  
 Engineer : Tony  
 EUT : Bluetooth Speaker  
 Power : DC 15V From Adapter Input AC 120V/60Hz  
 M/N : BeoPlay A2  
 Test Mode : GFSK TX 2402MHz

	Ant. Factor	Cable Loss	Amp Factor	Reading	Emission Level	Limit	Margin	Remark
Freq. (MHz)	(dB/m)	(dB)	(dB)	(dBuV)	(dBuV/m)	(dBuV/m)	(dB)	
1 19141.00	45.55	18.70	35.98	13.92	42.19	74.00	31.81	Peak
2 21941.00	45.74	20.54	34.94	13.25	44.59	74.00	29.41	Peak

Remarks: 1. Emission Level= Antenna Factor + Cable Loss - Amp Factor + Reading.  
 2. The emission levels that are 20dB below the official limit are not reported.

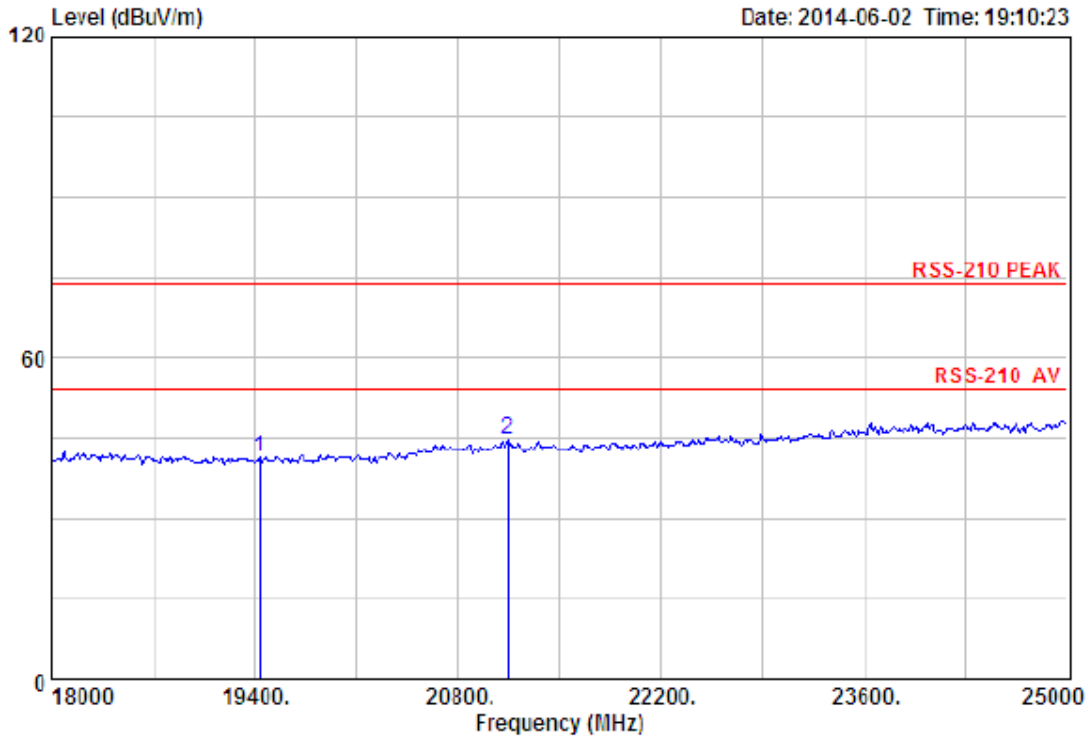
Prüfbericht - Nr.:

16060215 001

Seite 30 von 44

Test Report No.

Page 30 of 44



Site no. : 3m Chamber Data no. : 819  
 Dis. / Ant. : 3m ANT ABOVE 18G Ant. pol. : VERTICAL  
 Limit : RSS-210 PEAK  
 Env. / Ins. : Temp:25.6';Humi:56%;Press:101.52kPa  
 Engineer : Tony  
 EUT : Bluetooth Speaker  
 Power : DC 15V From Adapter Input AC 120V/60Hz  
 M/N : BeoPlay A2  
 Test Mode : GFSK TX 2402MHz

	Ant.	Cable	Amp	Emission		Limits	Margin	Remark	
Freq. (MHz)	Factor (dB/m)	Loss (dB)	Factor (dB)	Reading (dBuV)	Level (dBuV/m)	(dBuV/m)	(dB)		
1	19428.00	45.83	19.03	36.21	12.96	41.61	74.00	32.39	Peak
2	21143.00	46.21	20.19	35.67	14.00	44.73	74.00	29.27	Peak

Remarks: 1. Emission Level= Antenna Factor + Cable Loss - Amp Factor + Reading.  
 2. The emission levels that are 20dB below the official limit are not reported.

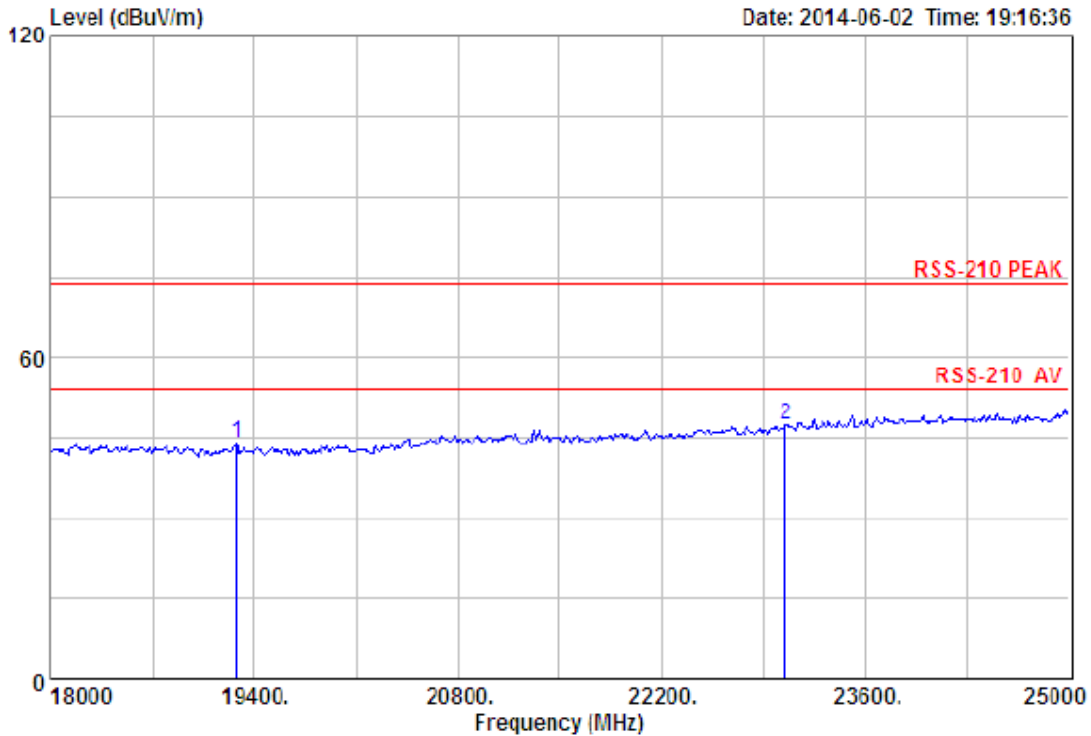
**Prüfbericht - Nr.:**

**16060215 001**

Seite 31 von 44

Test Report No.

Page 31 of 44



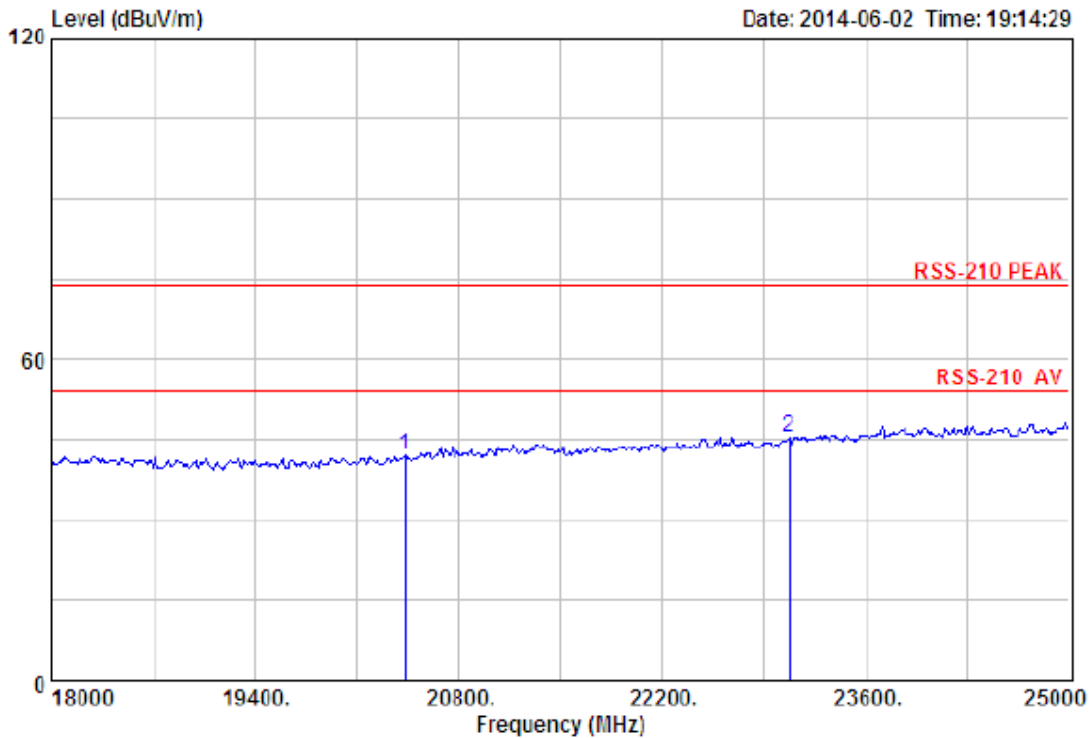
Site no. : 3m Chamber Data no. : 821  
 Dis. / Ant. : 3m ANT ABVOE 18G Ant. pol. : HORIZONTAL  
 Limit : RSS-210 PEAK  
 Env. / Ins. : Temp:25.6';Humi:56%;Press:101.52kPa  
 Engineer : Tony  
 EUT : Bluetooth Speaker  
 Power : DC 15V From Adapter Input AC 120V/60Hz  
 M/N : BeoPlay A2  
 Test Mode : GFSK TX 2440MHz

	Ant.	Cable	Amp	Emission		Limits	Margin	Remark	
Freq. (MHz)	Factor (dB/m)	Loss (dB)	Factor (dB)	Reading (dBuV)	Level (dBuV/m)	(dBuV/m)	(dB)		
1	19274.00	45.68	18.86	36.08	15.73	44.19	74.00	29.81	Peak
2	23054.00	45.61	21.20	33.80	14.51	47.52	74.00	26.48	Peak

Remarks: 1. Emission Level= Antenna Factor + Cable Loss - Amp Factor + Reading.  
 2. The emission levels that are 20dB below the official limit are not reported.

**Prüfbericht - Nr.:** 16060215 001  
Test Report No.

Seite 32 von 44  
Page 32 of 44



Site no. : 3m Chamber Data no. : 820  
 Dis. / Ant. : 3m ANT ABOVE 18G Ant. pol. : VERTICAL  
 Limit : RSS-210 PEAK  
 Env. / Ins. : Temp:25.6';Humi:56%;Press:101.52kPa  
 Engineer : Tony  
 EUT : Bluetooth Speaker  
 Power : DC 15V From Adapter Input AC 120V/60Hz  
 M/N : BecPlay A2  
 Test Mode : GFSK TX 2440MHz

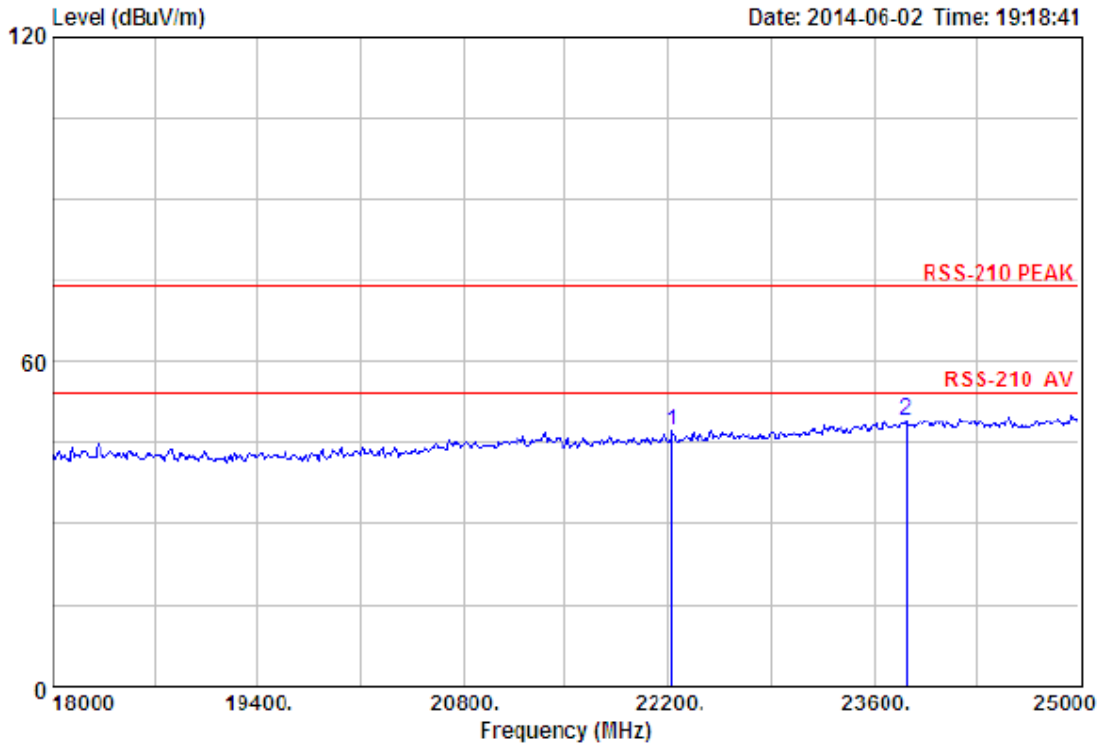
Freq. (MHz)	Ant. Factor (dB/m)	Cable Loss (dB)	Amp Factor (dB)	Emission		Limits (dBuV/m)	Margin (dB)	Remark
				Reading (dBuV)	Level (dBuV/m)			
1 20429.00	46.02	19.87	36.32	12.59	42.16	74.00	31.84	Peak
2 23068.00	45.61	21.21	33.77	12.51	45.56	74.00	28.44	Peak

Remarks: 1. Emission Level= Antenna Factor + Cable Loss - Amp Factor + Reading.  
 2. The emission levels that are 20dB below the official limit are not reported.



**Prüfbericht - Nr.:** 16060215 001  
Test Report No.

Seite 33 von 44  
Page 33 of 44



Site no. : 3m Chamber Data no. : 822  
 Dis. / Ant. : 3m ANT ABVOE 18G Ant. pol. : HORIZONTAL  
 Limit : RSS-210 PEAK  
 Env. / Ins. : Temp:25.6';Humi:56%;Press:101.52kPa  
 Engineer : Tony  
 EUT : Bluetooth Speaker  
 Power : DC 15V From Adapter Input AC 120V/60Hz  
 M/N : BecPlay A2  
 Test Mode : GFSK TX 2480MHz

Freq. (MHz)	Ant. Factor (dB/m)	Cable Loss (dB)	Amp Factor (dB)	Emission		Limits (dBuV/m)	Margin (dB)	Remark	
				Reading (dBuV)	Level (dBuV/m)				
1	22228.00	45.74	20.70	34.66	15.41	47.19	74.00	26.81	Peak
2	23824.00	45.63	21.89	32.98	14.62	49.16	74.00	24.84	Peak

Remarks: 1. Emission Level= Antenna Factor + Cable Loss - Amp Factor + Reading.  
 2. The emission levels that are 20dB below the official limit are not reported.

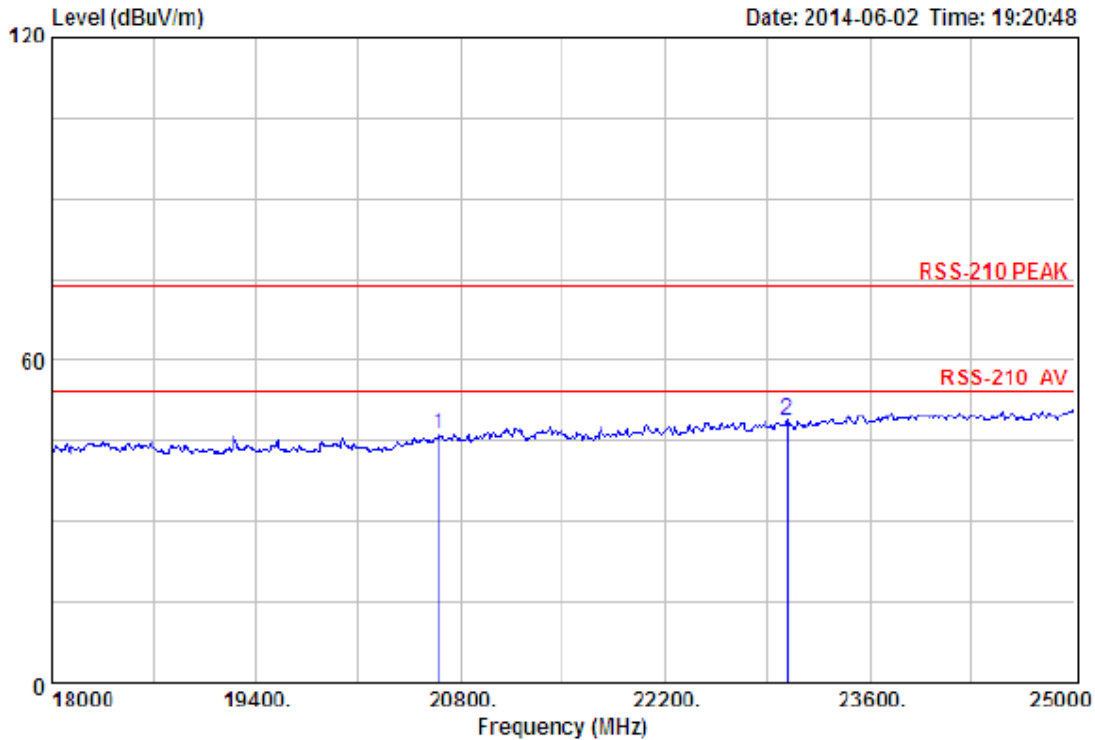
Prüfbericht - Nr.:

16060215 001

Seite 34 von 44

Test Report No.

Page 34 of 44



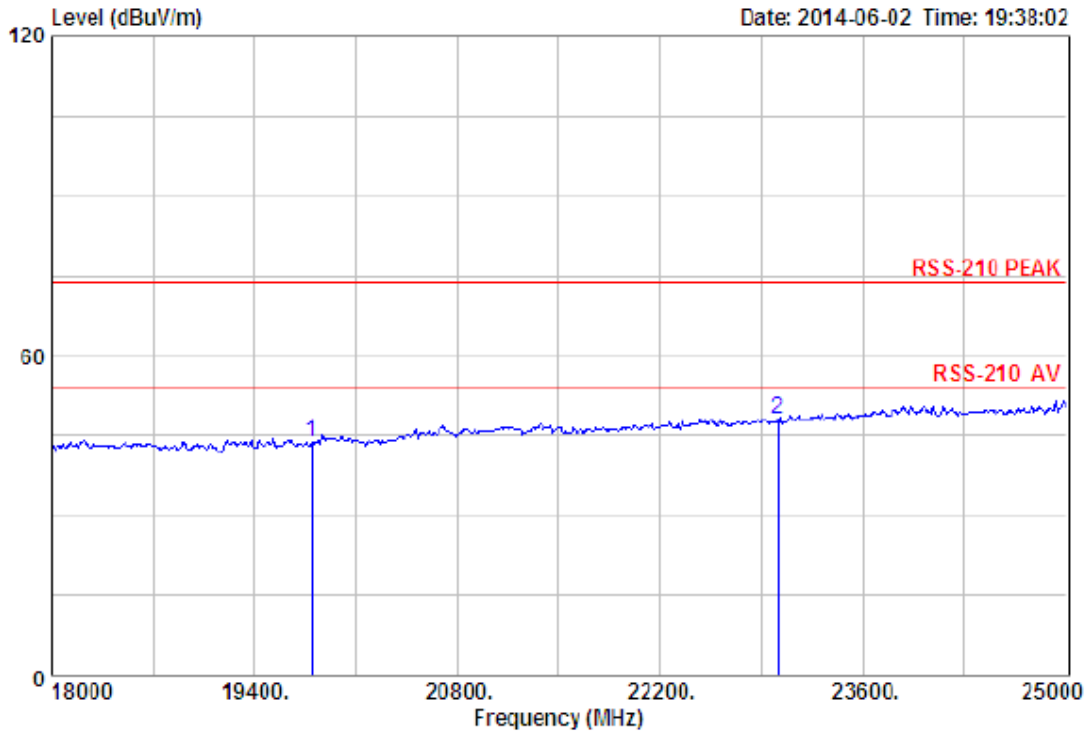
Site no. : 3m Chamber Data no. : 623  
 Dis. / Ant. : 3m ANT ABOVE 10G Ant. pol. : VERTICAL  
 Limit : RSS-210 PEAK  
 Env. / Ins. : Temp:25.6';Humi:56%;Press:101.52kPa  
 Engineer : Tony  
 EUT : Bluetooth Speaker  
 Power : DC 15V From Adapter Input AC 120V/60Hz  
 M/N : BcoPlay A2  
 Test Mode : GFSK TX 2480MHz

	Ant.	Cable	Amp	Emission		Limits	Margin	Remark
Freq.	Factor	Loss	Factor	Reading	Level	(dBuV/m)	(dB)	
(MHz)	(dB/m)	(dB)	(dB)	(dBuV)	(dBuV/m)			
1 20653.00	46.10	19.98	36.12	16.20	46.16	74.00	27.84	Peak
2 23033.00	45.61	21.17	33.82	15.69	48.65	74.00	25.35	Peak

Remarks: 1. Emission Level= Antenna Factor + Cable Loss - Amp Factor + Reading.  
 2. The emission levels that are 20dB below the official limit are not reported.

**Prüfbericht - Nr.:** 16060215 001  
Test Report No.

Seite 35 von 44  
Page 35 of 44



Site no. : 3m Chamber Data no. : 826  
 Dis. / Ant. : 3m ANT ABVCE 18G Ant. pol. : HORIZONTAL  
 Limit : RSS-210 PEAK  
 Env. / Ins. : Temp:25.6°;Humi:56%;Press:101.52kPa  
 Engineer : Tony  
 EUT : Bluetooth Speaker  
 Power : DC 15V From Adapter Input AC 120V/60Hz  
 M/N : BeoPlay A2  
 Test Mode : RX Mode

	Freq. (MHz)	Ant. Factor (dB/m)	Cable Loss (dB)	Amp Factor (dB)	Reading (dBuV)	Emission Level (dBuV/m)	Limits (dBuV/m)	Margin (dB)	Remark
1	19799.00	46.02	19.45	36.53	14.83	49.77	74.00	30.23	Peak
2	23012.00	45.60	21.16	33.85	15.23	48.14	74.00	25.86	Peak

Remarks: 1. Emission Level= Antenna Factor + Cable Loss - Amp Factor + Reading.  
 2. The emission levels that are 20dB below the official limit are not reported.

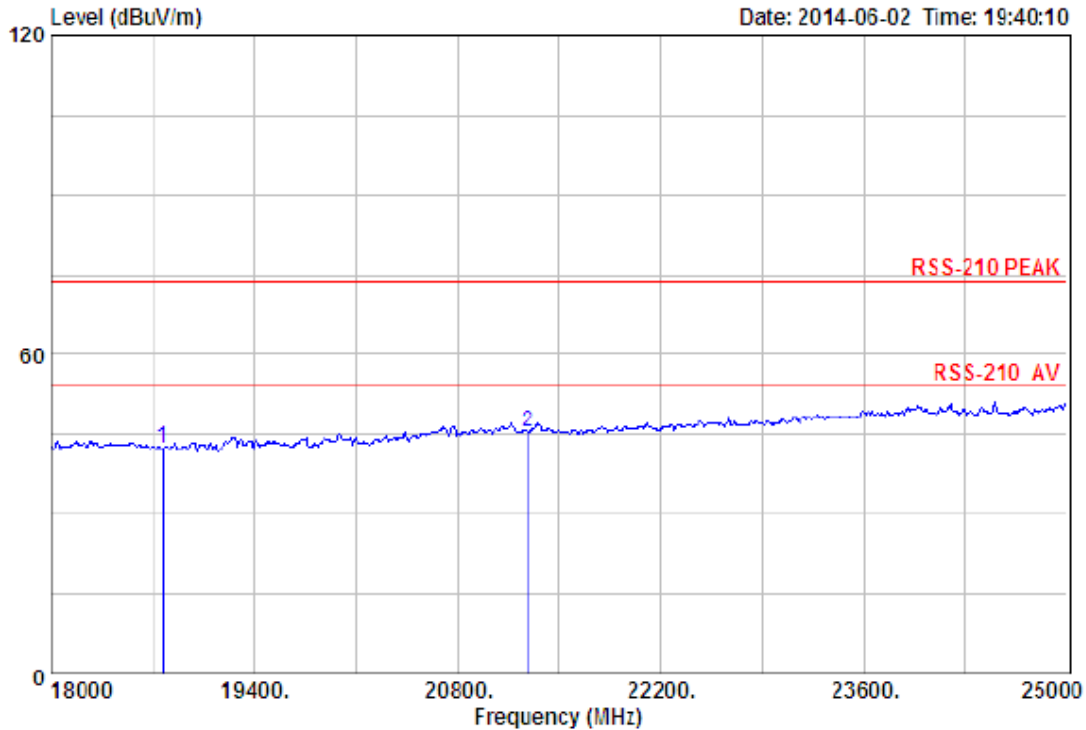
Prüfbericht - Nr.:

16060215 001

Seite 36 von 44

Test Report No.

Page 36 of 44



Date: 2014-06-02 Time: 19:40:10

Site no. : 3m Chamber Data no. : 827  
 Dis. / Ant. : 3m ANT ABOVE 18G Ant. pol. : VERTICAL  
 Limit : RSS-210 PEAK  
 Env. / Ins. : Temp:25.6°;Hum:56%;Press:101.52kPa  
 Engineer : Tony  
 EUT : Bluetooth Speaker  
 Power : DC 15V From Adapter Input AC 120V/60Hz  
 M/N : BeoPlay A2  
 Test Mode : RX Mode

Freq. (MHz)	Ant. Factor (dB/m)	Cable Loss (dB)	Amp Factor (dB)	Reading (dBuV)	Emission		Margin (dB)	Remark
					Level (dBuV/m)	Limits (dBuV/m)		
1	45.17	18.27	35.66	14.79	42.57	74.00	31.43	Peak
2	46.12	20.26	35.53	14.69	45.54	74.00	28.46	Peak

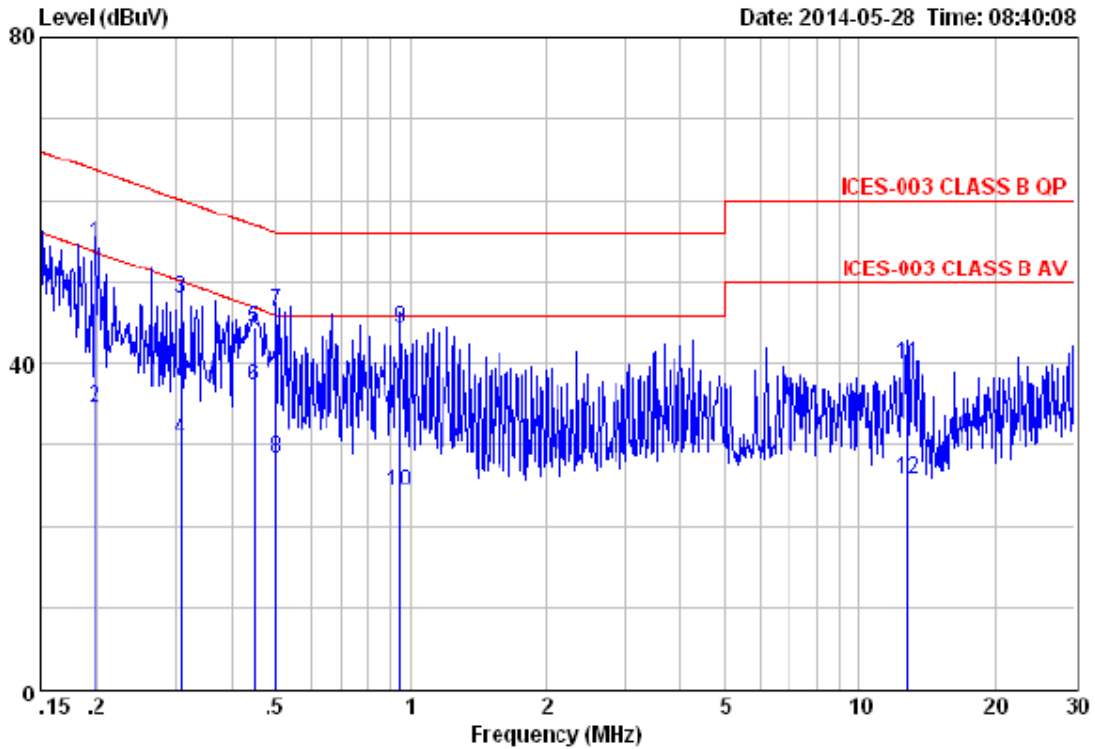
Remarks: 1. Emission Level= Antenna Factor + Cable Loss - Amp Factor + Reading.  
 2. The emission levels that are 20dB below the official limit are not reported.

**Prüfbericht - Nr.:**  
Test Report No.

**16060215 001**

Seite 37 von 44  
Page 37 of 44

6. Conducted emissions



Site no. : EST Conduction Shielded Room Data no. : 363  
 Limit : ICES-003 CLASS B QP LINE Phase : LINE  
 Env. / Ins. : Temp:25.3°C Humi:58% Press:101.50kPa  
 Engineer : Tony  
 EUT : Bluetooth Speaker  
 Power : DC 15V From Idapter Input AC 120V/60Hz  
 M/N : BeoPlay i2  
 Test Mode : TX Mode

	LISN	Cable	Emission		Limits	Margin	Remark
Freq. (MHz)	Factor (dB/m)	Loss (dB)	Reading (dBuV)	Level (dBuV/m)	(dBuV/m)	(dB)	
1	0.20	9.61	9.80	35.22	54.63	63.71	9.08 QP
2	0.20	9.61	9.80	15.22	34.63	53.71	19.08 Average
3	0.31	9.61	9.83	28.39	47.83	60.06	12.23 QP
4	0.31	9.61	9.83	11.39	30.83	50.06	19.23 Average
5	0.45	9.61	9.81	24.86	44.28	56.93	12.65 QP
6	0.45	9.61	9.81	17.86	37.28	46.93	9.65 Average
7	0.50	9.61	9.81	26.98	46.40	56.00	9.60 QP
8	0.50	9.61	9.81	8.98	28.40	46.00	17.60 Average
9	0.95	9.63	9.82	24.85	44.30	56.00	11.70 QP
10	0.95	9.63	9.82	4.85	24.30	46.00	21.70 Average
11	12.85	9.67	9.91	20.22	39.80	60.00	20.20 QP
12	12.85	9.67	9.91	6.22	25.80	50.00	24.20 Average

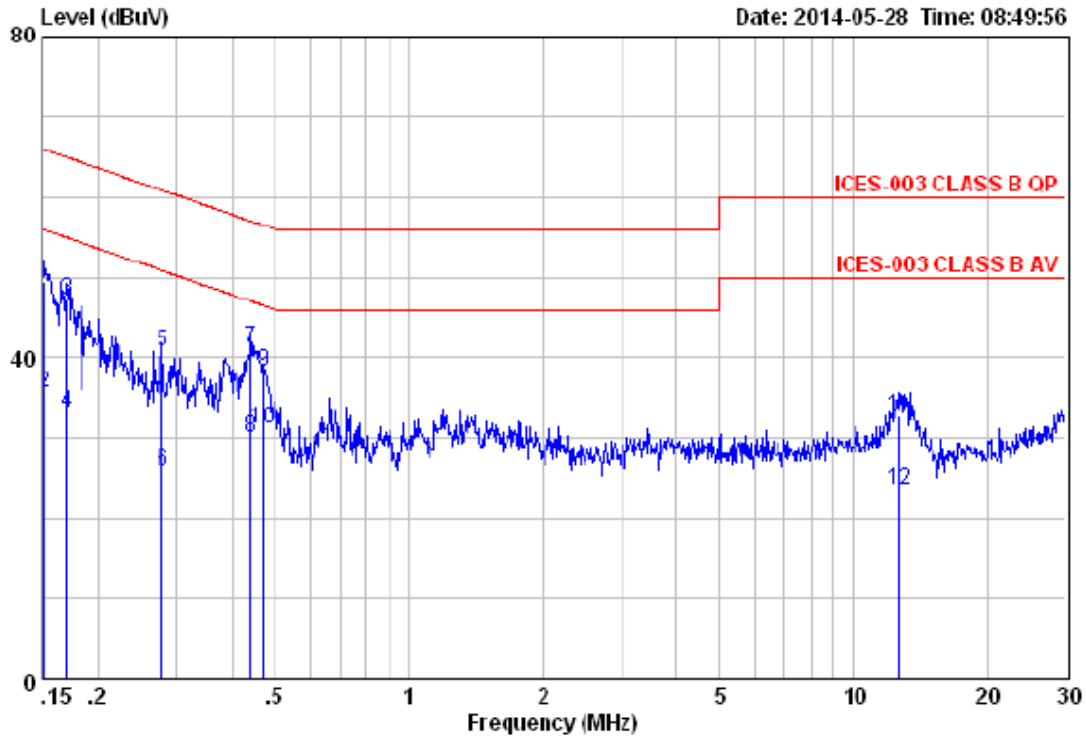
Prüfbericht - Nr.:

16060215 001

Seite 38 von 44

Test Report No.

Page 38 of 44



Site no. : EST Conduction Shielded Room Data no. : 365  
 Limit : ICES-003 CLASS B QP LINE Phase : NEUTRAL  
 Env. / Ins. : Temp:25.3°C Humi:58% Press:101.50kPa  
 Engineer : Tony  
 EUT : Bluetooth Speaker  
 Power : DC 15V From Adapter Input AC 120V/60Hz  
 M/N : BeoPlay A2  
 Test Mode : TX Mode

	LISN		Cable		Emission		Limits (dBuV/m)	Margin (dB)	Remark
	Freq. (MHz)	Factor (dB/m)	Loss (dB)	Reading (dBuV)	Level (dBuV/m)				
1	0.15	9.46	9.81	30.30	49.57	65.91	16.34	QP	
2	0.15	9.46	9.81	16.30	35.57	55.91	20.34	Average	
3	0.17	9.52	9.81	27.88	47.21	64.99	17.78	QP	
4	0.17	9.52	9.81	13.88	33.21	54.99	21.78	Average	
5	0.28	9.60	9.83	21.40	40.83	60.85	20.02	QP	
6	0.28	9.60	9.83	6.40	25.83	50.85	25.02	Average	
7	0.44	9.59	9.81	21.77	41.17	57.07	15.90	QP	
8	0.44	9.59	9.81	10.77	30.17	47.07	16.90	Average	
9	0.47	9.59	9.81	18.88	38.28	56.49	18.21	QP	
10	0.47	9.59	9.81	11.88	31.28	46.49	15.21	Average	
11	12.65	9.73	9.92	13.00	32.65	60.00	27.35	QP	
12	12.65	9.73	9.92	4.00	23.65	50.00	26.35	Average	

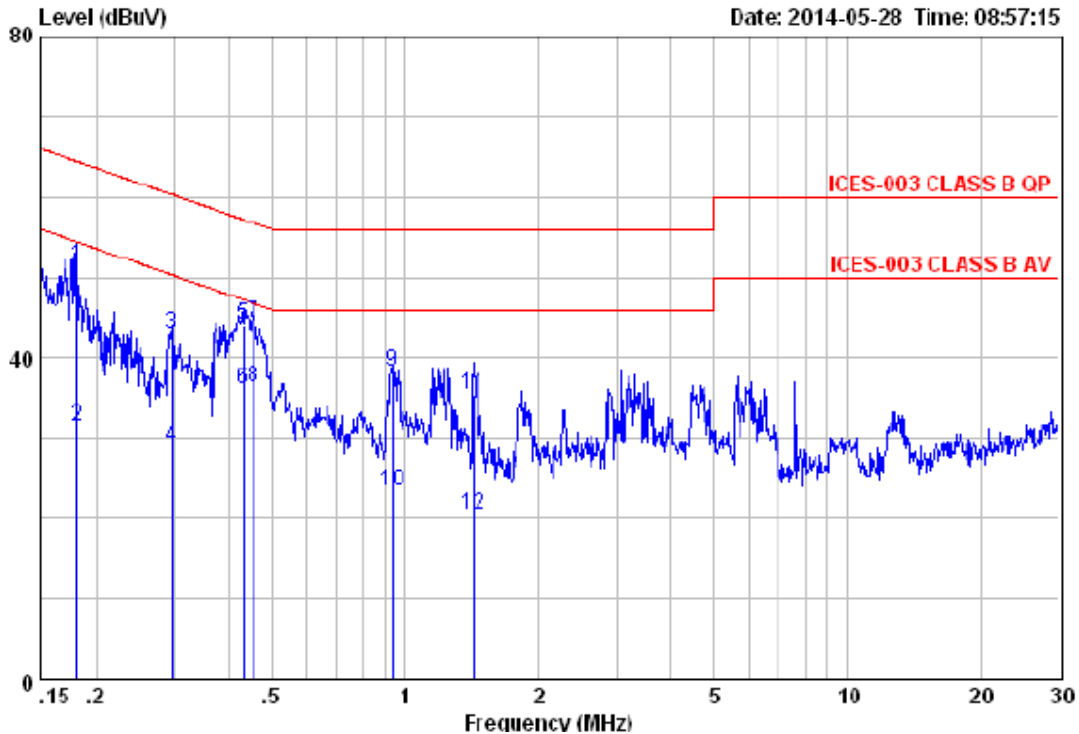
**Prüfbericht - Nr.:**

**16060215 001**

Seite 39 von 44

Test Report No.

Page 39 of 44



Site no. : EST Conduction Shielded Room Data no. : 369  
 Limit : ICES-003 CLASS B QP LINE Phase : LINE  
 Env. / Ins. : Temp:25.3°C Humi:59% Press:101.50kPa  
 Engineer : Tony  
 EUT : Portable Bluetooth Speaker  
 Power : DC 15V From Adapter Input AC 120V/60Hz  
 M/N : BeoPlay A2  
 Test Mode : RX Mode

Emission						
Freq. (MHz)	Reading (dBuV)	Level (dBuV/m)	Limits (dBuV/m)	Margin (dB)	Remark	
1	0.18	32.01	51.42	64.42	13.00	QP
2	0.18	12.01	31.42	54.42	23.00	Average
3	0.30	23.59	43.03	60.37	17.34	QP
4	0.30	9.59	29.03	50.37	21.34	Average
5	0.43	24.73	44.15	57.24	13.09	QP
6	0.43	16.73	36.15	47.24	11.09	Average
7	0.45	24.85	44.27	56.80	12.53	QP
8	0.45	16.85	36.27	46.80	10.53	Average
9	0.93	18.87	38.32	56.00	17.68	QP
10	0.93	3.87	23.32	46.00	22.68	Average
11	1.43	16.07	35.51	56.00	20.49	QP
12	1.43	1.07	20.51	46.00	25.49	Average

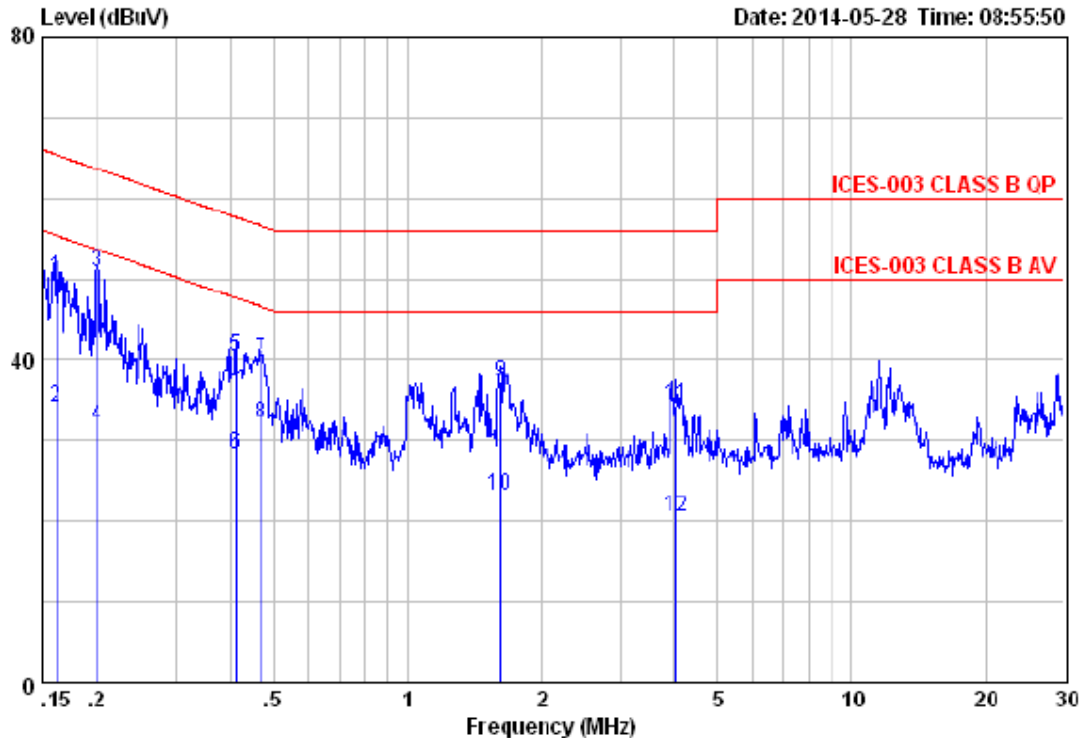
Prüfbericht - Nr.:

16060215 001

Seite 40 von 44

Test Report No.

Page 40 of 44



Site no. : EST Conduction Shielded Room Data no. : 367  
 Limit : ICES-003 CLASS B QP LINE Phase : NEUTRAL  
 Env. / Ins. : Temp:25.3°C Humi:58% Press:101.50kPa  
 Engineer : Tony  
 EUT : Portable Bluetooth Speaker  
 Power : DC 15V From Adapter Input AC 120V/60Hz  
 M/N : BeoPlay A2  
 Test Mode : RX Mode

Emission						
Freq. (MHz)	Reading (dBuV)	Level (dBuV/m)	Limits (dBuV/m)	Margin (dB)	Remark	
1	0.16	30.73	50.04	65.38	15.34	QP
2	0.16	14.73	34.04	55.38	21.34	Average
3	0.20	31.36	50.76	63.62	12.86	QP
4	0.20	12.36	31.76	53.62	21.86	Average
5	0.41	20.99	40.40	57.64	17.24	QP
6	0.41	8.99	28.40	47.64	19.24	Average
7	0.47	20.60	40.00	56.54	16.54	QP
8	0.47	12.60	32.00	46.54	14.54	Average
9	1.61	17.69	37.14	56.00	18.86	QP
10	1.61	3.69	23.14	46.00	22.86	Average
11	4.01	14.92	34.40	56.00	21.60	QP
12	4.01	0.92	20.40	46.00	25.60	Average



**Prüfbericht - Nr.:**

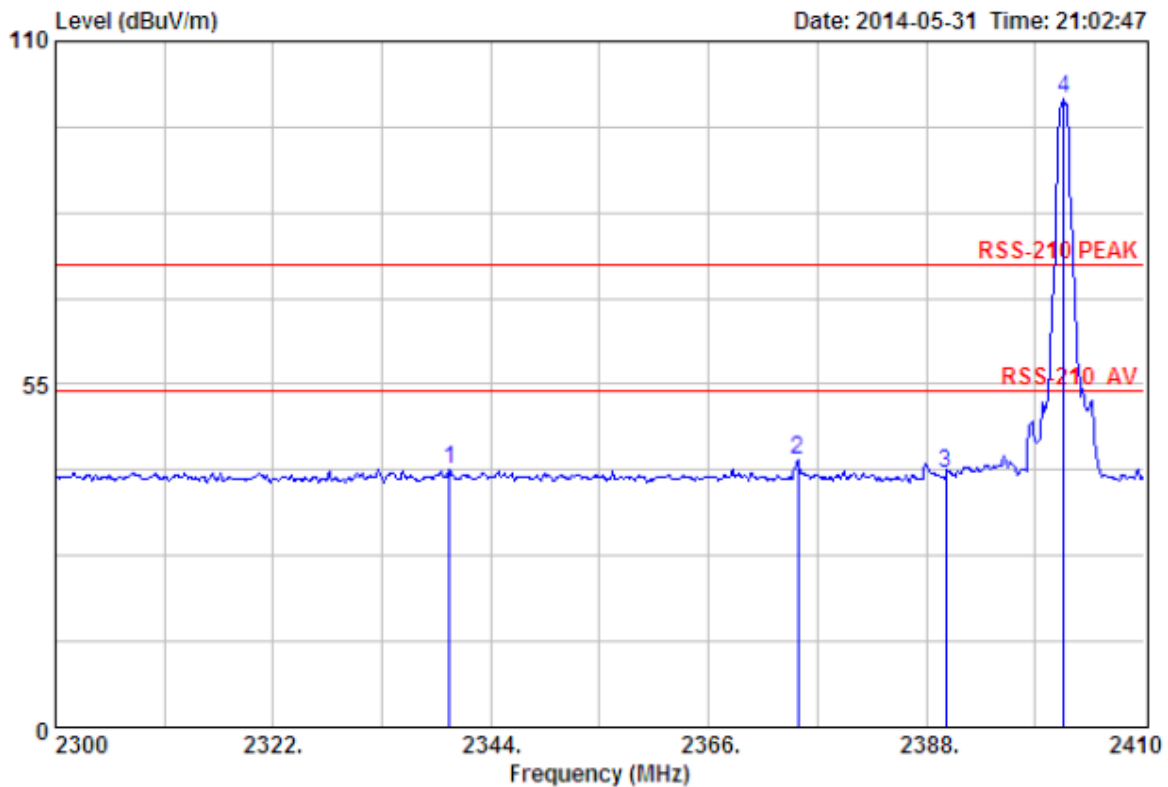
**16060215 001**

Seite 41 von 44

Test Report No.

Page 41 of 44

7. Band-edge Emission



Site no. : 3m Chamber Data no. : 816  
 Dis. / Ant. : 3m ANT 1-18G Ant. pol. : HORIZONTAL  
 Limit : RSS-210 PEAK  
 Env. / Ins. : Temp:25.6';Humi:56%;Press:101.52kPa  
 Engineer : Tony  
 EUT : Bluetooth Speaker  
 Power : DC 15V From Adapter Input AC 120V/60Hz  
 M/N : BeoPlay A2  
 Test Mode : GFSK TX 2402MHz

	Freq. (MHz)	Ant. Factor (dB/m)	Cable Loss (dB)	Amp Factor (dB)	Reading (dBuV)	Emission Level (dBuV/m)	Limits (dBuV/m)	Margin (dB)	Remark
1	2339.82	27.70	6.56	34.22	41.25	41.29	74.00	32.71	Peak
2	2375.02	27.64	6.60	34.19	42.84	42.89	74.00	31.11	Peak
3	2390.00	27.64	6.62	34.19	40.65	40.72	74.00	33.28	Peak
4	2401.86	27.61	6.62	34.18	100.81	100.86	74.00	-26.86	Peak

Remarks: 1. Emission Level= Antenna Factor + Cable Loss - Amp Factor + Reading.  
 2. The emission levels that are 20dB below the official limit are not reported.

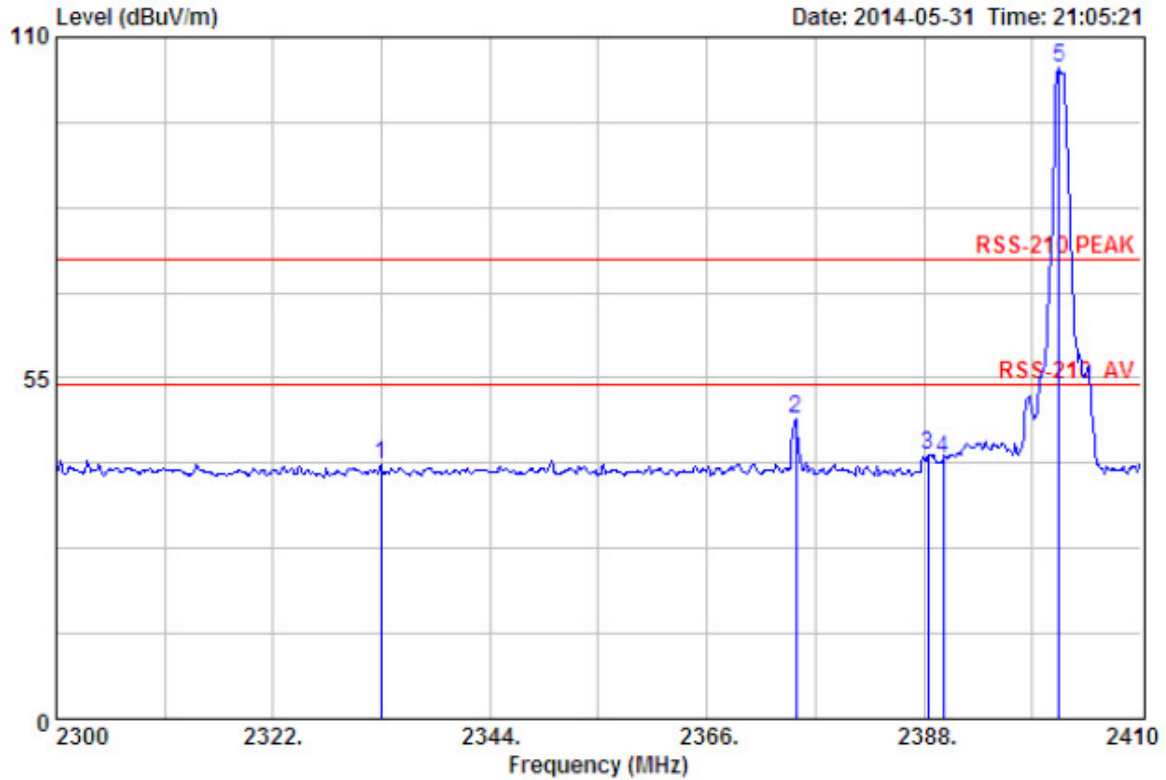
**Prüfbericht - Nr.:**

**16060215 001**

Seite 42 von 44

Test Report No.

Page 42 of 44



Site no. : 3m Chamber Data no. : 817  
 Dis. / Ant. : 3m ANT 1-18G Ant. pol. : VERTICAL  
 Limit : RSS-210 PEAK  
 Env. / Ins. : Temp:25.6';Humi:56%;Press:101.52kPa  
 Engineer : Tony  
 EUT : Bluetooth Speaker  
 Power : DC 15V From Adapter Input AC 120V/60Hz  
 M/N : BeoPlay A2  
 Test Mode : GFSK TX 2402MHz

	Ant.	Cable	Amp	Emission		Limits	Margin	Remark
Freq. (MHz)	Factor (dB/m)	Loss (dB)	Factor (dB)	Reading (dBuV)	Level (dBuV/m)	(dBuV/m)	(dB)	
1	27.73	6.54	34.23	41.09	41.13	74.00	32.87	Peak
2	27.64	6.60	34.19	48.31	48.36	74.00	25.64	Peak
3	27.64	6.62	34.19	42.60	42.67	74.00	31.33	Peak
4	27.64	6.62	34.19	41.94	42.01	74.00	31.99	Peak
5	27.61	6.62	34.18	104.92	104.97	74.00	-30.97	Peak

Remarks: 1. Emission Level= Antenna Factor + Cable Loss - Amp Factor + Reading.  
 2. The emission levels that are 20dB below the official limit are not reported.

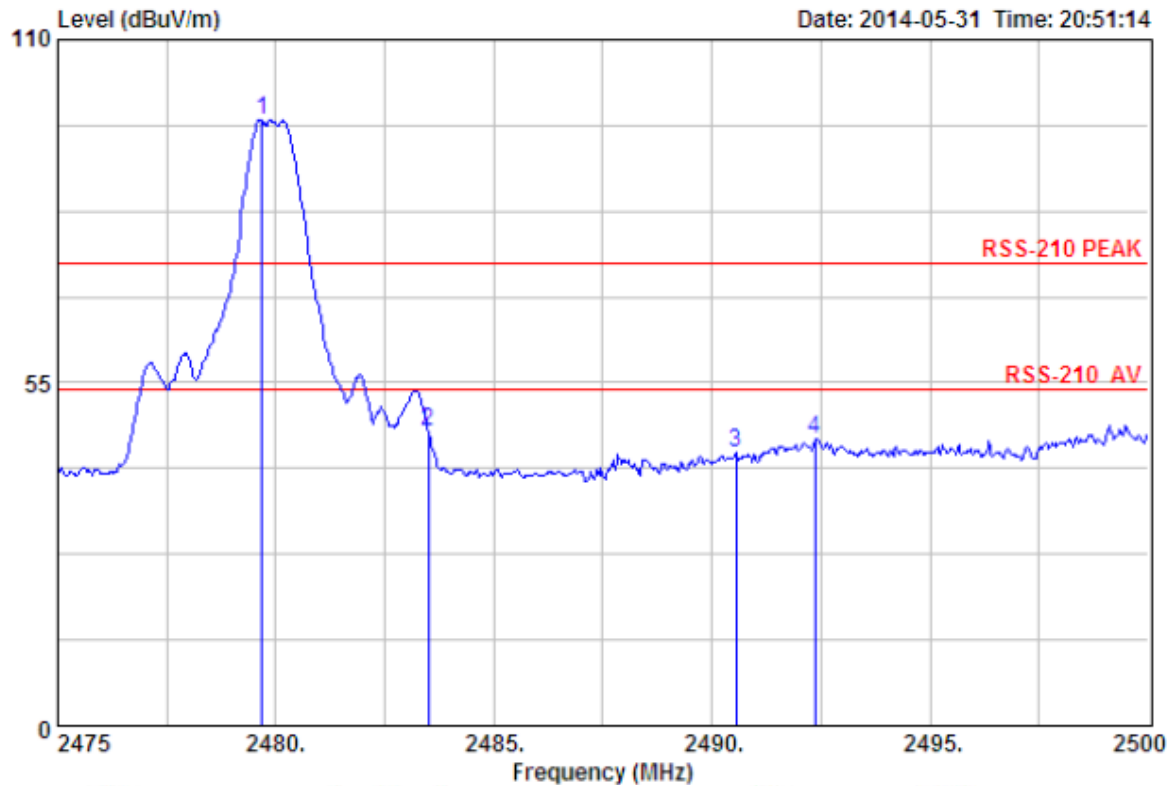
**Prüfbericht - Nr.:**

**16060215 001**

Seite 43 von 44

Test Report No.

Page 43 of 44



Site no. : 3m Chamber Data no. : 811  
 Dis. / Ant. : 3m ANT 1-18G Ant. pol. : HORIZONTAL  
 Limit : RSS-210 PEAK  
 Env. / Ins. : Temp:25.6';Humi:56%;Press:101.52kPa  
 Engineer : Tony  
 EUT : Bluetooth Speaker  
 Power : DC 15V From Adapter Input AC 120V/60Hz  
 M/N : BeoPlay A2  
 Test Mode : GFSK TX 2480MHz

	Freq. (MHz)	Ant. Factor (dB/m)	Cable Loss (dB)	Amp Factor (dB)	Reading (dBuV)	Emission Level (dBuV/m)	Limits (dBuV/m)	Margin (dB)	Remark
1	2479.68	27.58	6.71	34.03	96.85	97.11	74.00	-23.11	Peak
2	2483.50	27.58	6.71	34.03	46.85	47.11	74.00	26.89	Peak
3	2490.55	27.58	6.73	34.03	43.61	43.89	74.00	30.11	Peak
4	2492.35	27.58	6.73	34.03	45.76	46.04	74.00	27.96	Peak

Remarks: 1. Emission Level= Antenna Factor + Cable Loss - Amp Factor + Reading.  
 2. The emission levels that are 20dB below the official limit are not reported.

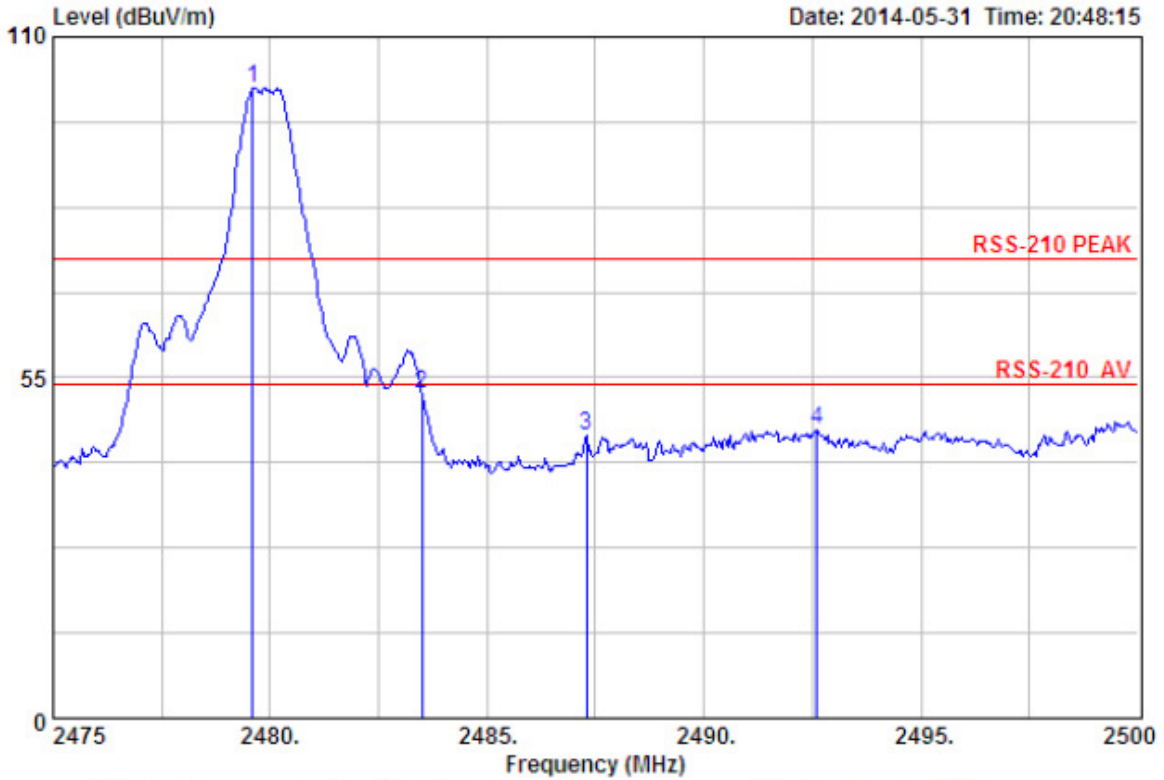
**Prüfbericht - Nr.:**

**16060215 001**

Seite 44 von 44

Test Report No.

Page 44 of 44



Site no. : 3m Chamber Data no. : 810  
 Dis. / Ant. : 3m ANT 1-18G Ant. pol. : VERTICAL  
 Limit : RSS-210 PEAK  
 Env. / Ins. : Temp:25.6';Humi:56%;Press:101.52kPa  
 Engineer : Tony  
 EUT : Bluetooth Speaker  
 Power : DC 15V From Adapter Input AC 120V/60Hz  
 M/N : BeoPlay A2  
 Test Mode : GFSK TX 2480MHz

	Freq. (MHz)	Ant. Factor (dB/m)	Cable Loss (dB)	Amp Factor (dB)	Reading (dBUV)	Emission Level (dBUV/m)	Limits (dBUV/m)	Margin (dB)	Remark
1	2479.60	27.58	6.71	34.03	101.48	101.74	74.00	-27.74	Peak
2	2483.50	27.58	6.71	34.03	52.00	52.26	74.00	21.74	Peak
3	2487.30	27.58	6.71	34.03	45.42	45.68	74.00	28.32	Peak
4	2492.60	27.58	6.73	34.03	46.28	46.56	74.00	27.44	Peak

Remarks: 1. Emission Level= Antenna Factor + Cable Loss - Amp Factor + Reading.  
 2. The emission levels that are 20dB below the official limit are not reported.