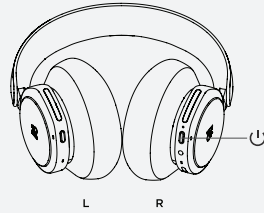


QUICK START GUIDE

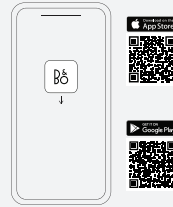
I.

TURN ON YOUR NEW BEOPLAY 500



II.

SET UP IN THE BANG & OLUFSEN APP



III.

READY TO PLAY



BANG & OLUFSEN APP




Product settings and feature updates

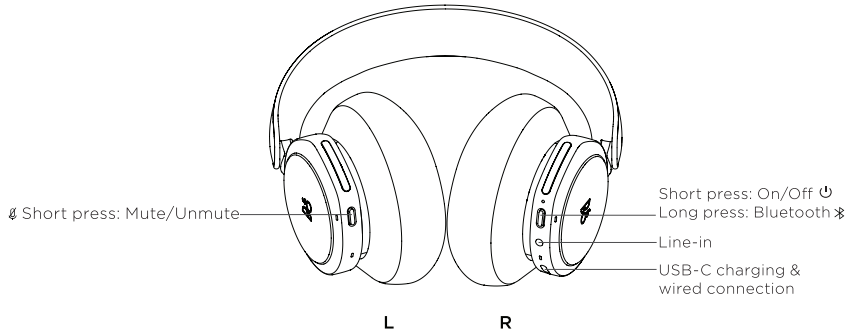


Beosonic

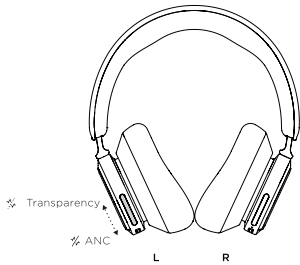
AUTOMATIC PAIRING



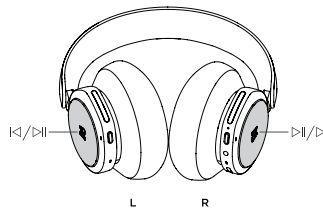
QUICK START GUIDE



DAILY USE

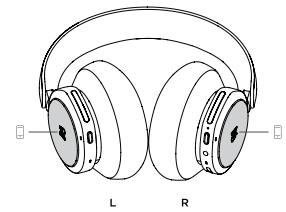


**Active Noise Cancellation,
Transparency**
Swipe



Play / Pause


●● Double press



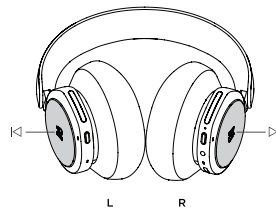
Call

Accept ●● Double press

Reject ●●● Double press and hold

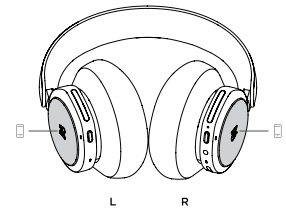


Volume
Swipe



Next / Previous

●●● Triple press



In Call

Hold / Resume ●● Double press

End call ●●● Double press and hold