

FCC PART 15C TEST REPORT FOR CERTIFICATION  
On Behalf of

Bang & Olufsen a/s

Bluetooth Speaker

Model Number: Beolit 20

FCC ID: TTUBEOLIT20

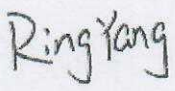
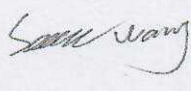

Prepared for:	Bang & Olufsen a/s
	Bang og Olufsen Alle 1, 7600 Struer, Denmark
Prepared By:	EST Technology Co., Ltd.
	Chilingxiang, Qishantou, Santun, Houjie, Dongguan, Guangdong, China
	Tel: 86-769-83081888-808

Report Number:	ESTE-R2008053
Date of Test:	Jul. 23~Aug. 12, 2020
Date of Report:	Aug. 14, 2020

## TABLE OF CONTENTS

Description	Page
TEST REPORT VERIFICATION.....	3
1. GENERAL INFORMATION.....	4
1.1. Description of Device (EUT).....	4
2. SUMMARY OF TEST.....	5
2.1. Summary of test result.....	5
2.2. Test Facilities.....	6
2.3. Measurement uncertainty.....	7
2.4. Assistant equipment used for test.....	7
2.5. Block Diagram.....	7
2.6. Test Mode.....	8
2.7. Test Equipment List.....	8
3. RADIATED EMISSION.....	9
3.1. Limit.....	9
3.2. Test Setup.....	10
3.3. Spectrum Analyzer Setting.....	11
3.4. Test Procedure.....	11
3.5. Test Result.....	12
4. AC POWER LINE CONDUCTED EMISSIONS.....	30
4.1. Limit.....	30
4.2. Test Setup.....	30
4.3. Spectrum Analyzer Setting.....	30
4.4. Test Procedure.....	30
4.5. Test Result.....	31
5. ANTENNA REQUIREMENTS.....	39
5.1. Limit.....	39
5.2. Test Result.....	39

## EST Technology Co., Ltd.

<b>Applicant:</b>	Bang & Olufsen a/s		
<b>Address:</b>	Bang og Olufsen Alle 1, 7600 Struer, Denmark		
<b>Manufacturer:</b>	Bang & Olufsen a/s		
<b>Address:</b>	Bang og Olufsen Alle 1, 7600 Struer, Denmark		
<b>E.U.T:</b>	Bluetooth Speaker		
<b>Model Number:</b>	Beolit 20		
<b>Power Supply:</b>	DC 15V From Adapter Input AC 100-240V~ 50/60Hz DC 7.4V From Battery		
<b>Trade Name:</b>	Bang & Olufsen	<b>Serial No.:</b>	-----
<b>Date of Receipt:</b>	Jul. 22, 2020	<b>Date of Test:</b>	Jul. 23~Aug. 12, 2020
<b>Test Specification:</b>	FCC Part 15 Subpart C ANSI C63.10:2013		
<b>Test Result:</b>	<p>The device described above is tested by EST Technology Co., Ltd. The measurement results were contained in this test report and EST Technology Co., Ltd. was assumed full responsibility for the accuracy and completeness of these measurements. Also, this report shows that the EUT to be technically compliance with the FCC Rules and Regulations Part 15 Subpart C requirements.</p> <p>This report applies to above tested sample only and shall not be reproduced in part without written approval of EST Technology Co., Ltd.</p>		
<b>Prepared by:</b>	<b>Reviewed by:</b>	<b>Date:</b> Aug. 14, 2020	
 <hr/> Ring Yang / Assistant	 <hr/> Seven Wang / Engineer	<b>Approved by:</b>  <hr/> Iceman Hu / Manager	
<b>Other Aspects:</b>	None.		
Abbreviations: OK/P=passed    fail/F=failed    n.a/N=not applicable    E.U.T=equipment under tested			
This test report is based on a single evaluation of one sample of above mentioned products ,It is not permitted to be duplicated in extracts without written approval of EST Technology Co., Ltd.			

## 1. GENERAL INFORMATION

### 1.1. Description of Device (EUT)

Product Name	:	Bluetooth Speaker
Model Number	:	Beolit 20
Operation Frequency	:	110.5KHz-205KHz
Max Wireless Charge Power	:	5W
Max Field Strength of Fundamental	:	80.45dB $\mu$ V/m
Modulation Type	:	FSK
Antenna Type	:	Induction coil
Sample Type	:	Prototype production

Note:

For a more detailed features description, please refer to the manufacturer's specifications or the user's manual.

## 2. SUMMARY OF TEST

### 2.1. Summary of test result

Report Section	Description of Test Item	FCC Standard Section	Results
3	Radiated Emission	15.205 15.209	PASS
4	AC Power Line Conducted Emissions	15.207	PASS
5	Antenna Requirement	15.203	PASS

Note:

1. "N/A" denotes test is not applicable in this test report

## 2.2. Test Facilities

EMC Lab : Certificated by CNAS, CHINA  
Registration No.: L5288  
This Certificate is valid until: November 12, 2023

Certificated by FCC, USA  
Designation Number: CN1215  
This Certificate is valid until: January 31, 2022

Certificated by A2LA, USA  
Registration No.: 4366.01  
This Certificate is valid until: January 31, 2022

Certificated by Industry Canada  
CAB identifier No.: CN0035  
This Certificate is valid until: January 31, 2022

Certificated by VCCI, Japan  
Registration No.:C-14103; T-20073; R-13663;  
R-20103; G-20097  
Date of registration: Apr. 20, 2020  
This Certificate is valid until: Apr. 19, 2023

Certificated by TUV Rheinland, Germany  
Registration No.: UA 50413872 0001  
Date of registration: July 31, 2018

Certificated by Intertek  
Registration No.: 2011-RTL-L2-64  
Date of registration: November 08, 2018

Name of Firm : EST Technology Co., Ltd.

Site Location : Chilingxiang, Qishantou, Santun, Houjie, Dongguan, Guangdong, China

### 2.3. Measurement uncertainty

Test Item	Uncertainty
Uncertainty for Conduction emission test	±3.48dB
Uncertainty for spurious emissions test (30MHz-1GHz)	±4.60 dB(Polarize: H)
	±4.68 dB(Polarize: V)
Uncertainty for spurious emissions test (1GHz to 18GHz)	±4.96dB
Uncertainty for radio frequency	$7 \times 10^{-8}$
Uncertainty for conducted RF Power	0.20dB
Uncertainty for Power density test	0.26dB

Note: This uncertainty represents an expanded uncertainty expressed at approximately the 95% confidence level using a coverage factor of k=2.

### 2.4. Assistant equipment used for test

Item	Equipment	Brand	Model Name/Type No.	FCC ID	Series No.
A	Adapter	Bang & Olufsen	DSA-45PDH	N/A	N/A
A	Adapter	DYS	DST450-303	N/A	N/A

Item	Shielded Type	Ferrite Core	Length	Note
1	NO	NO	1.25m	DC Cable

### 2.5. Block Diagram

For radiated emissions test: EUT was placed on a turn table, which is 0.8 meter high above ground.



(EUT: Bluetooth Speaker)

## 2.6. Test Mode

The test mode was selected for the final test as listed below.

Test Item	Test Mode
Radiated Emission	Wireless Charging with Empty Load
	Wireless Charging with Half Load
	Wireless Charging with Full Load
AC Power Line Conducted Emissions	Wireless Charging with Empty Load
	Wireless Charging with Half Load
	Wireless Charging with Full Load

Note:

1. The Full Load is worst case, will be recorded in the report.

## 2.7. Test Equipment List

For AC Power Line Conducted Emissions Test						
Equipment	Manufacturer	Model No.	Serial No.	Calibration Body	Last Cal.	Next Cal.
EMI Test Receiver	Rohde & Schwarz	ESHS30	EST-E001	LISAI	June 13,20	1 Year
Artificial Mains Network	Rohde & Schwarz	ENV216	EST-E002	LISAI	June 13,20	1 Year
Pulse Limiter	Rohde & Schwarz	ESH3-Z2	EST-E078	LISAI	June 13,20	1 Year
Test Software	Audix	e3-6.111221a	N/A	N/A	N/A	N/A

For Radiated Emission Test(9kHz-30MHz)						
Equipment	Manufacturer	Model No.	Serial No.	Calibration Body	Last Cal.	Next Cal.
EMI Test Receiver	Rohde & Schwarz	ESR7	EST-E047	LISAI	June 13,20	1 Year
Active Loop Antenna	SCHWABE ECK	FMZB 1519B	EST-E054	LISAI	June 13,20	1 Year
Test Software	Audix	e3-6.111221a	N/A	N/A	N/A	N/A
9kHz-30MHz Cable	N/A	EST-001	N/A	N/A	N/A	N/A

For Radiated Emission Test (30MHz-1000MHz)						
Equipment	Manufacturer	Model No.	Serial No.	Calibration Body	Last Cal.	Next Cal.
EMI Test Receiver	Rohde & Schwarz	ESR7	EST-E047	LISAI	June 13,20	1 Year
Bilog Antenna	Teseq	CBL 6111D	EST-E034	LISAI	June 13,20	1 Year
Test Software	Audix	e3-6.111221a	N/A	N/A	N/A	N/A
30-1000MHz Cable	N/A	EST-002	N/A	N/A	N/A	N/A



### 3. RADIATED EMISSION

#### 3.1. Limit

##### 15.209 Radiated emission limits

Frequency (MHz)	Field Strength(μV/m)	Distance(m)
0.009-0.490	2400/F(kHz)	300
0.490-1.705	24000/F(kHz)	30
1.705-30	30	30
30-88	100	3
88-216	150	3
216-960	200	3
Above 960	500	3

Note:

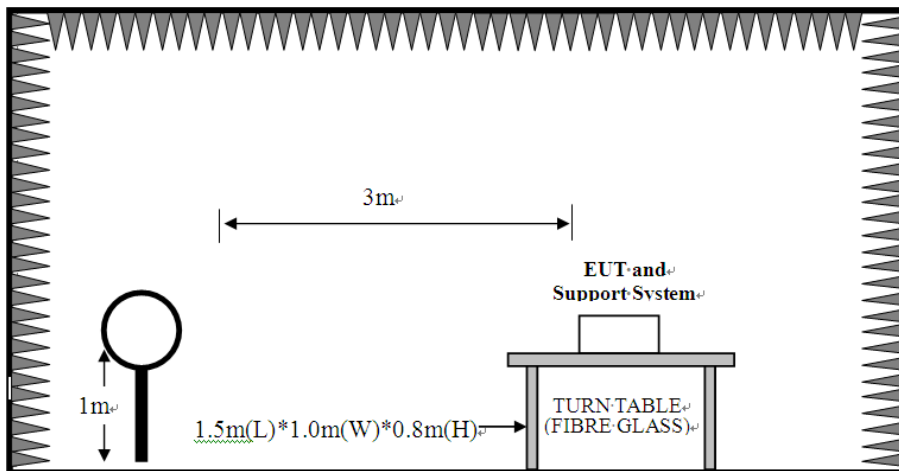
1. Emission level dBμV = 20 log Emission level μV/m.
2. The smaller limit shall apply at the cross point between two frequency bands.
3. Distance is the distance in meters between the measuring instrument, antenna and the closest point of any part of the device or system

##### 15.205 Restricted frequency band

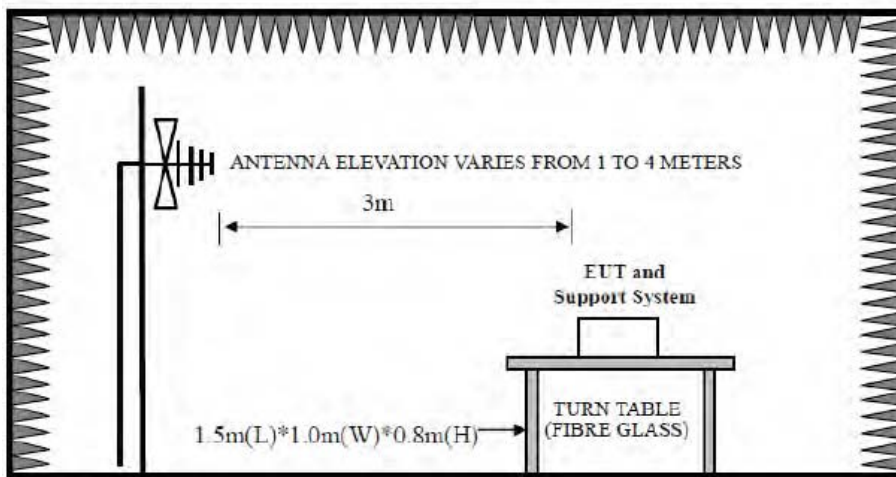
MHz	MHz	MHz	GHz
0.090 - 0.110	16.42 - 16.423	399.9 - 410	4.5 - 5.15
<sup>1</sup> 0.495 - 0.505	16.69475 - 16.69525	608 - 614	5.35 - 5.46
2.1735 - 2.1905	16.80425 - 16.80475	960 - 1240	7.25 - 7.75
4.125 - 4.128	25.5 - 25.67	1300 - 1427	8.025 - 8.5
4.17725 - 4.17775	37.5 - 38.25	1435 - 1626.5	9.0 - 9.2
4.20725 - 4.20775	73 - 74.6	1645.5 - 1646.5	9.3 - 9.5
6.215 - 6.218	74.8 - 75.2	1660 - 1710	10.6 - 12.7
6.26775 - 6.26825	108 - 121.94	1718.8 - 1722.2	13.25 - 13.4
6.31175 - 6.31225	123 - 138	2200 - 2300	14.47 - 14.5
8.291 - 8.294	149.9 - 150.05	2310 - 2390	15.35 - 16.2
8.362 - 8.366	156.52475 - 156.52525	2483.5 - 2500	17.7 - 21.4
8.37625 - 8.38675	156.7 - 156.9	2690 - 2900	22.01 - 23.12
8.41425 - 8.41475	162.0125 - 167.17	3260 - 3267	23.6 - 24.0
12.29 - 12.293	167.72 - 173.2	3332 - 3339	31.2 - 31.8
12.51975 - 12.52025	240 - 285	3345.8 - 3358	36.43 - 36.5
12.57675 - 12.57725	322 - 335.4	3600 - 4400	( <sup>2</sup> )

### 3.2. Test Setup

9kHz~30MHz



30~1000MHz



### 3.3. Spectrum Analyzer Setting

For 9KHz-150KHz

Spectrum Parameters	Setting
RBW	300Hz(for Peak&AVG)/CISPR 200Hz(for QP)
VBW	300Hz(for Peak&AVG)/CISPR 200Hz(for QP)
Start frequency	9KHz
Stop frequency	150KHz
Sweep Time	Auto
Detector	PEAK/QP/AVG
Trace Mode	Max Hold

For 150KHz-30MHz

Spectrum Parameters	Setting
RBW	9KHz
VBW	9KHz
Start frequency	150KHz
Stop frequency	30MHz
Sweep Time	Auto
Detector	QP
Trace Mode	Max Hold

For 30MHz-1000MHz

Spectrum Parameters	Setting
RBW	120KHz
VBW	300KHz
Start frequency	30MHz
Stop frequency	1000MHz
Sweep Time	Auto
Detector	QP
Trace Mode	Max Hold

### 3.4. Test Procedure

- a. EUT was placed on a turn table, which is 0.8 meter high above ground.
- b. EUT is set 3 meters away from the receiving antenna, which is mounted on a antenna tower.
- c. Set the EUT transmit continuously with maximum output power.
- d. Spectrum analyzer setting parameters in accordance with section 3.3.
- e. The turn table can rotate 360 degrees to determine the position of the maximum emission level.
- f. For below 30MHz test, the center of the Loop Test Antenna is 1m above the ground. During the measurement the Loop Test Antenna rotates both horizontal and vertical polarization to find out the maximum emission level.
- g. For above 30MHz test, the antenna can be moved up and down between 1 meter and 4 meters to find out the maximum emission level. Both horizontal and vertical polarization of the antenna are set on test.
- h. Record the results in the test report.

Note:

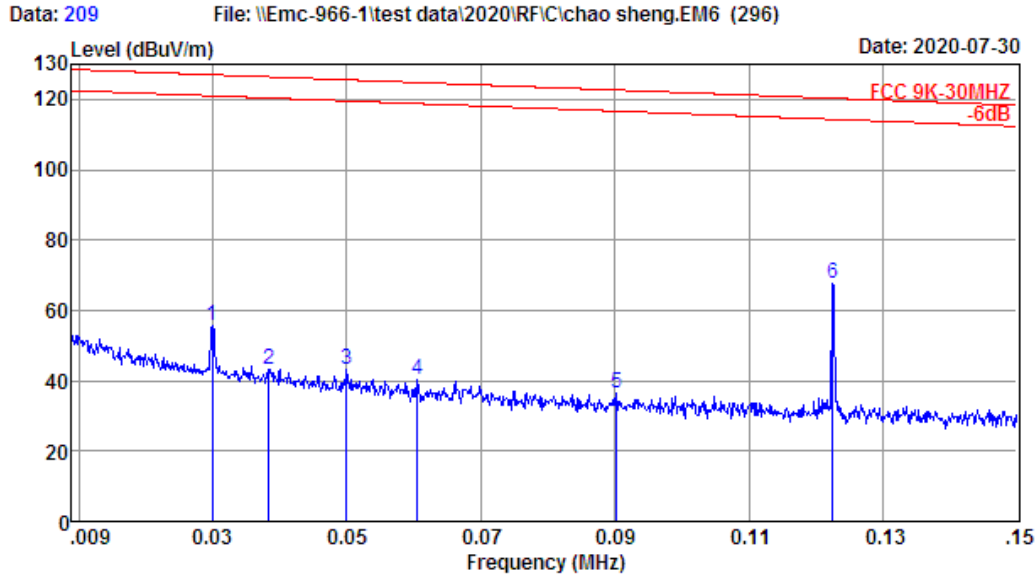
1. For emissions below 30MHz, if peak level comply with average limit, then the average level is deemed to comply with average limit.
2. For emissions below 30MHz, if peak level comply with QP limit, then the QP level is deemed to comply with QP limit.
3. The frequency 122.5kHz are fundamental frequency For 5W.

### 3.5. Test Result

#### Radiated Emission Below 30MHz

EST Technology

Chilingxiang, Qishantou, Santun,  
Houjie, Dongguan, Guangdong, China  
Tel: +86-769-83081888  
Fax: +86-769-83081878



Site no. : 3# 966 Chamber Data no. : 209  
 Dis. / Ant. : 3m FMZB 1519B Ant. pol. : VERTICAL  
 Limit : FCC 9K-30MHZ  
 Env. / Ins. : Temp:20.5';Humi:59%;Press:101.52kPa  
 Engineer : ZERO  
 EUT : Bluetooth Speaker  
 Power : DC 7.4V From Battery  
 M/N : Beolit 20  
 Test Mode : Charging  
 Battery

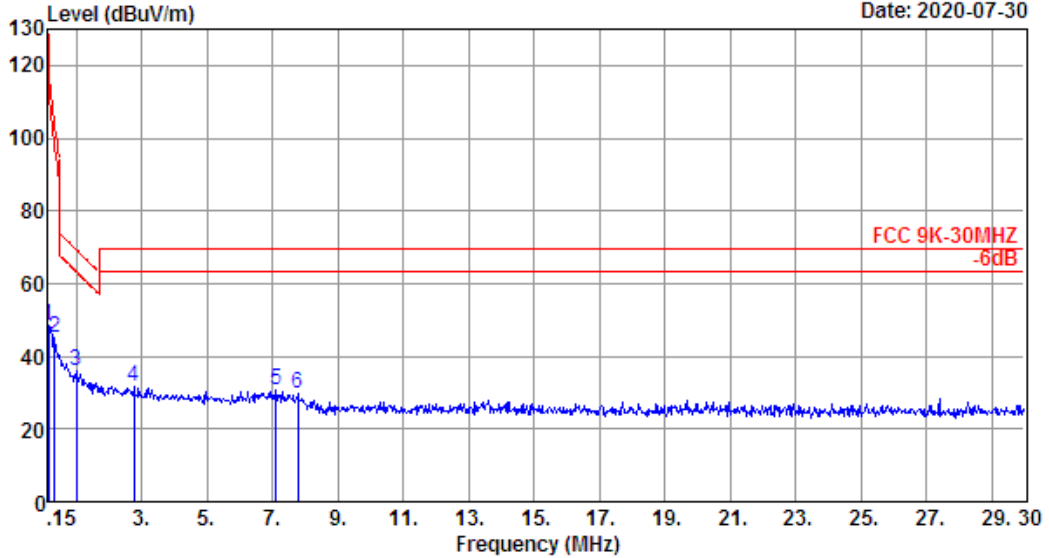
	Freq. (MHz)	ANT Factor (dB/m)	Cable Loss (dB)	Reading (dBuV)	Emission Level (dBuV/m)	Limit (dBuV/m)	Margin (dB)	Remark
1	0.0300	20.42	0.10	35.33	55.85	127.00	71.15	Peak
2	0.0383	20.42	0.10	22.86	43.38	126.40	83.02	Peak
3	0.0500	20.42	0.10	22.85	43.37	125.56	82.19	Peak
4	0.0606	20.29	0.10	19.74	40.13	124.79	84.66	Peak
5	0.0902	20.24	0.10	15.94	36.28	122.66	86.38	Peak
6	0.1225	20.25	0.10	47.16	67.51	120.33	52.82	Peak

Remarks: 1. Emission Level= Antenna Factor + Cable Loss + Reading.  
 2. Margin= Limit - Emission Level.  
 3. The emission levels that are 20dB below the official limit are not reported.

EST Technology

Chilingxiang, Qishantou, Santun,  
Houjie, Dongguan, Guangdong, China  
Tel: +86-769-83081888  
Fax: +86-769-83081878

Data: 210 File: \\Emc-966-1\test data\2020\RF\C\chao sheng,EM6 (296) Date: 2020-07-30



Site no. : 3# 966 Chamber Data no. : 210  
 Dis. / Ant. : 3m FMZB 1519B Ant. pol. : VERTICAL  
 Limit : FCC 9K-30MHZ  
 Env. / Ins. : Temp:20.5';Humi:59%;Press:101.52kPa  
 Engineer : ZERO  
 EUT : Bluetooth Speaker  
 Power : DC 7.4V From Battery  
 M/N : Beolit 20  
 Test Mode : Charging  
 Battery

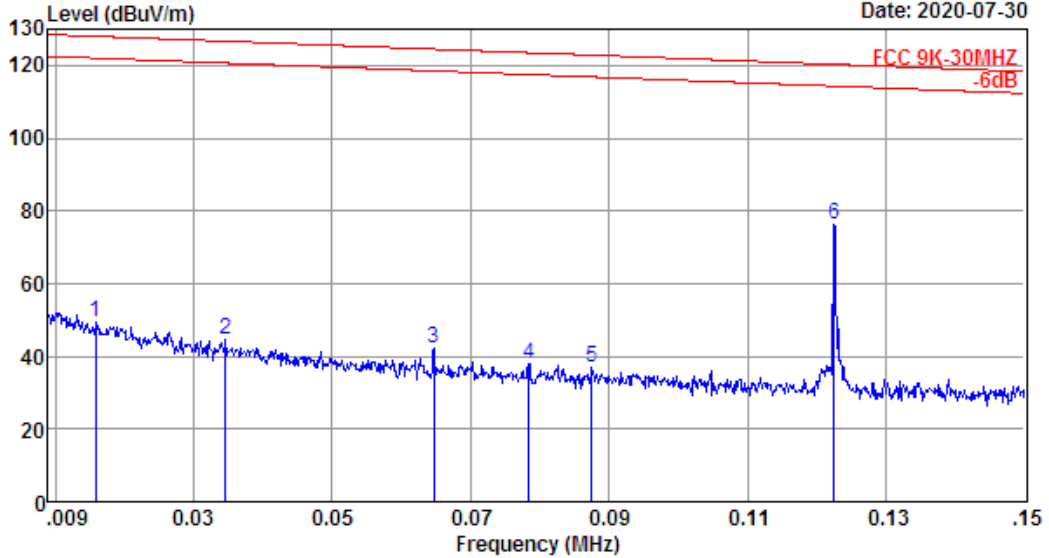
	Freq. (MHz)	ANT Factor (dB/m)	Cable Loss (dB)	Reading (dBUV)	Emission Level (dBUV/m)	Limit (dBUV/m)	Margin (dB)	Remark
1	0.1500	20.26	0.10	28.28	48.64	118.34	69.70	Peak
2	0.3590	20.08	0.10	25.07	45.25	103.26	58.01	Peak
3	1.0157	20.01	0.10	15.77	35.88	69.11	33.23	Peak
4	2.7768	20.01	0.11	11.62	31.74	69.54	37.80	Peak
5	7.1051	20.00	0.12	10.53	30.65	69.54	38.89	Peak
6	7.7916	19.99	0.13	9.39	29.51	69.54	40.03	Peak

Remarks: 1. Emission Level= Antenna Factor + Cable Loss + Reading.  
 2. Margin= Limit - Emission Level.  
 3. The emission levels that are 20dB below the official limit are not reported.

EST Technology

Chilingxiang, Qishantou, Santun,  
Houjie, Dongguan, Guangdong, China  
Tel: +86-769-83081888  
Fax: +86-769-83081878

Data: 211 File: \\Emc-966-1\test data\2020\RF\C\chao sheng,EM6 (296) Date: 2020-07-30



Site no. : 3# 966 Chamber Data no. : 211  
 Dis. / Ant. : 3m FMZB 1519B Ant. pol. : HORIZONTAL  
 Limit : FCC 9K-30MHZ  
 Env. / Ins. : Temp:20.5';Humi:59%;Press:101.52kPa  
 Engineer : ZERO  
 EUT : Bluetooth Speaker  
 Power : DC 7.4V From Battery  
 M/N : Beolit 20  
 Test Mode : Charging  
 Battery

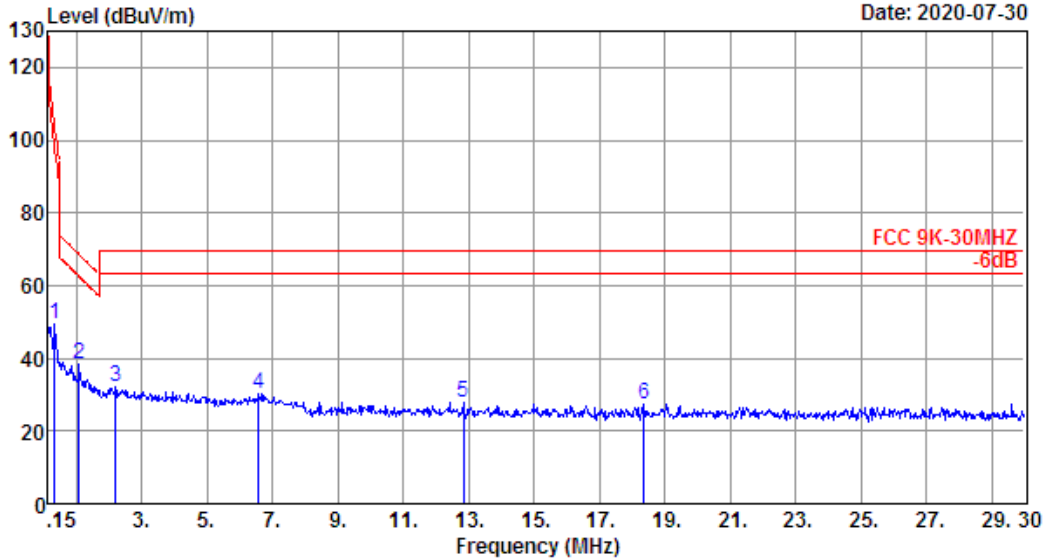
	Freq. (MHz)	ANT Factor (dB/m)	Cable Loss (dB)	Reading (dBuV)	Emission Level (dBuV/m)	Limit (dBuV/m)	Margin (dB)	Remark
1	0.0159	20.65	0.10	28.80	49.55	128.02	78.47	Peak
2	0.0347	20.42	0.10	24.02	44.54	126.67	82.13	Peak
3	0.0647	20.29	0.10	21.59	41.98	124.50	82.52	Peak
4	0.0784	20.29	0.10	17.27	37.66	123.51	85.85	Peak
5	0.0875	20.24	0.10	16.72	37.06	122.85	85.79	Peak
6	0.1225	20.25	0.10	55.84	76.19	120.33	44.14	Peak

Remarks: 1. Emission Level= Antenna Factor + Cable Loss + Reading.  
 2. Margin= Limit - Emission Level.  
 3. The emission levels that are 20dB below the official limit are not reported.

EST Technology

Chilingxiang, Qishantou, Santun,  
Houjie, Dongguan, Guangdong, China  
Tel: +86-769-83081888  
Fax: +86-769-83081878

Data: 212 File: \\Emc-966-1\test data\2020\RF\C\chao sheng,EM6 (296) Date: 2020-07-30



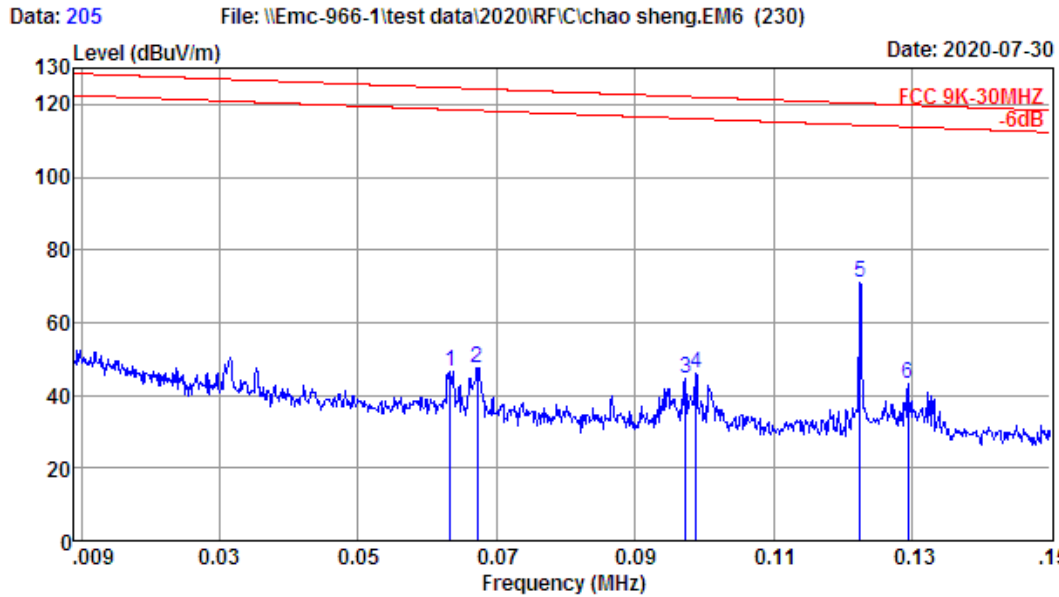
Site no. : 3# 966 Chamber Data no. : 212  
 Dis. / Ant. : 3m FMZB 1519B Ant. pol. : HORIZONTAL  
 Limit : FCC 9K-30MHZ  
 Env. / Ins. : Temp:20.5';Humi:59%;Press:101.52kPa  
 Engineer : ZERO  
 EUT : Bluetooth Speaker  
 Power : DC 7.4V From Battery  
 M/N : Beolit 20  
 Test Mode : Charging  
 Battery

	Freq. (MHz)	ANT Factor (dB/m)	Cable Loss (dB)	Reading (dBUV)	Emission Level (dBUV/m)	Limit (dBUV/m)	Margin (dB)	Remark
1	0.3590	20.08	0.10	29.00	49.18	103.26	54.08	Peak
2	1.1052	20.02	0.10	18.07	38.19	68.32	30.13	Peak
3	2.2097	19.99	0.11	12.12	32.22	69.54	37.32	Peak
4	6.5976	20.00	0.12	10.08	30.20	69.54	39.34	Peak
5	12.8363	19.98	0.14	7.88	28.00	69.54	41.54	Peak
6	18.3585	20.04	0.16	7.04	27.24	69.54	42.30	Peak

Remarks: 1. Emission Level= Antenna Factor + Cable Loss + Reading.  
 2. Margin= Limit - Emission Level.  
 3. The emission levels that are 20dB below the official limit are not reported.

EST Technology

Chilingxiang, Qishantou, Santun,  
Houjie, Dongguan, Guangdong, China  
Tel: +86-769-83081888  
Fax: +86-769-83081878



Site no. : 3# 966 Chamber Data no. : 205  
 Dis. / Ant. : 3m FMZB 1519B Ant. pol. : HORIZONTAL  
 Limit : FCC 9K-30MHZ  
 Env. / Ins. : Temp:20.5';Humi:59%;Press:101.52kPa  
 Engineer : ZERO  
 EUT : Bluetooth Speaker  
 Power : DC 15V From Adapter Input AC 120V/60Hz  
 M/N : Beolit 20  
 Test Mode : Charging  
 DSA-45PDH

	Freq. (MHz)	ANT Factor (dB/m)	Cable Loss (dB)	Reading (dBuV)	Emission Level (dBuV/m)	Limit (dBuV/m)	Margin (dB)	Remark
1	0.06	20.29	0.10	26.35	46.74	124.60	77.86	Peak
2	0.07	20.29	0.10	27.21	47.60	124.32	76.72	Peak
3	0.10	20.24	0.10	24.21	44.55	122.15	77.60	Peak
4	0.10	20.24	0.10	25.92	46.26	122.04	75.78	Peak
5	0.12	20.25	0.10	50.73	71.08	120.33	49.25	Peak
6	0.13	20.25	0.10	22.65	43.00	119.83	76.83	Peak

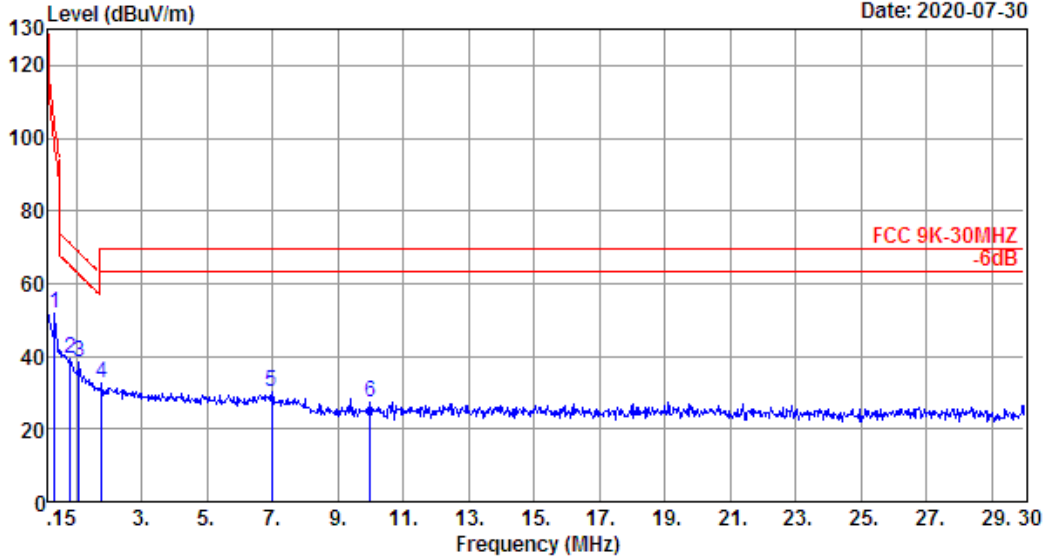
Remarks: 1. Emission Level= Antenna Factor + Cable Loss + Reading.  
 2. Margin= Limit - Emission Level.  
 3. The emission levels that are 20dB below the official limit are not reported.



EST Technology

Chilingxiang, Qishantou, Santun,  
Houjie, Dongguan, Guangdong, China  
Tel: +86-769-83081888  
Fax: +86-769-83081878

Data: 206 File: \\Emc-966-1\test data\2020\RF\C\chao sheng,EM6 (230) Date: 2020-07-30



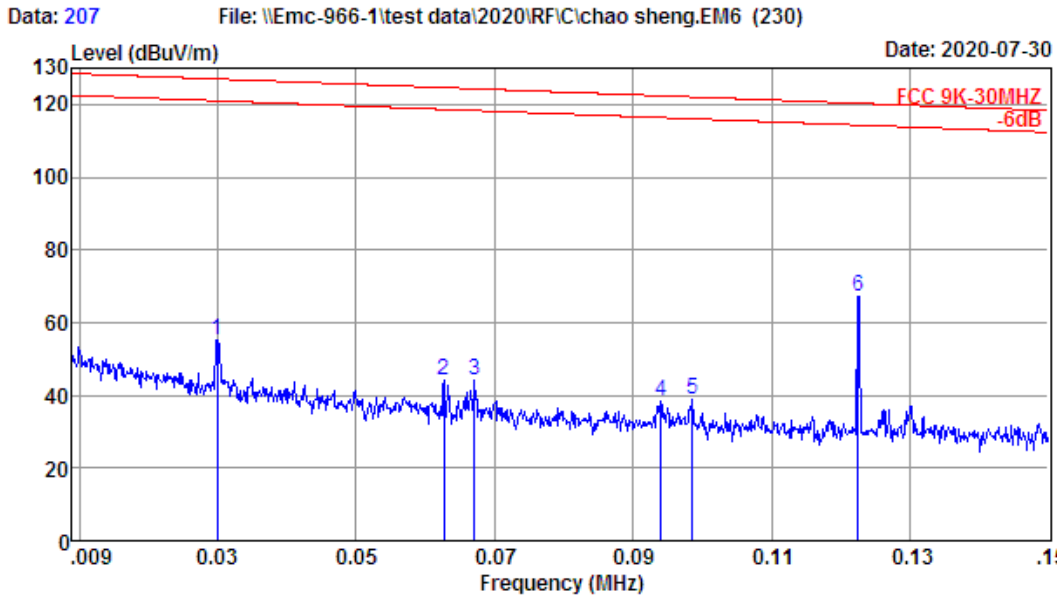
Site no. : 3# 966 Chamber Data no. : 206  
 Dis. / Ant. : 3m FMZB 1519B Ant. pol. : HORIZONTAL  
 Limit : FCC 9K-30MHZ  
 Env. / Ins. : Temp:20.5';Humi:59%;Press:101.52kPa  
 Engineer : ZERO  
 EUT : Bluetooth Speaker  
 Power : DC 15V From Adapter Input AC 120V/60Hz  
 M/N : Beolit 20  
 Test Mode : Charging  
 DSA-45PDH

	Freq. (MHz)	ANT Factor (dB/m)	Cable Loss (dB)	Reading (dBUV)	Emission Level (dBUV/m)	Limit (dBUV/m)	Margin (dB)	Remark
1	0.36	20.08	0.10	31.42	51.60	103.26	51.66	Peak
2	0.84	20.02	0.10	19.11	39.23	70.71	31.48	Peak
3	1.11	20.02	0.10	18.47	38.59	68.32	29.73	Peak
4	1.79	19.99	0.11	12.58	32.68	69.54	36.86	Peak
5	6.99	20.00	0.12	9.99	30.11	69.54	39.43	Peak
6	10.00	19.99	0.13	7.40	27.52	69.54	42.02	Peak

Remarks: 1. Emission Level= Antenna Factor + Cable Loss + Reading.  
 2. Margin= Limit - Emission Level.  
 3. The emission levels that are 20dB below the official limit are not reported.

EST Technology

Chilingxiang, Qishantou, Santun,  
Houjie, Dongguan, Guangdong, China  
Tel: +86-769-83081888  
Fax: +86-769-83081878



Site no. : 3# 966 Chamber Data no. : 207  
 Dis. / Ant. : 3m FMZB 1519B Ant. pol. : VERTICAL  
 Limit : FCC 9K-30MHZ  
 Env. / Ins. : Temp:20.5';Humi:59%;Press:101.52kPa  
 Engineer : ZERO  
 EUT : Bluetooth Speaker  
 Power : DC 15V From Adapter Input AC 120V/60Hz  
 M/N : Beolit 20  
 Test Mode : Charging  
 DSA-45PDH

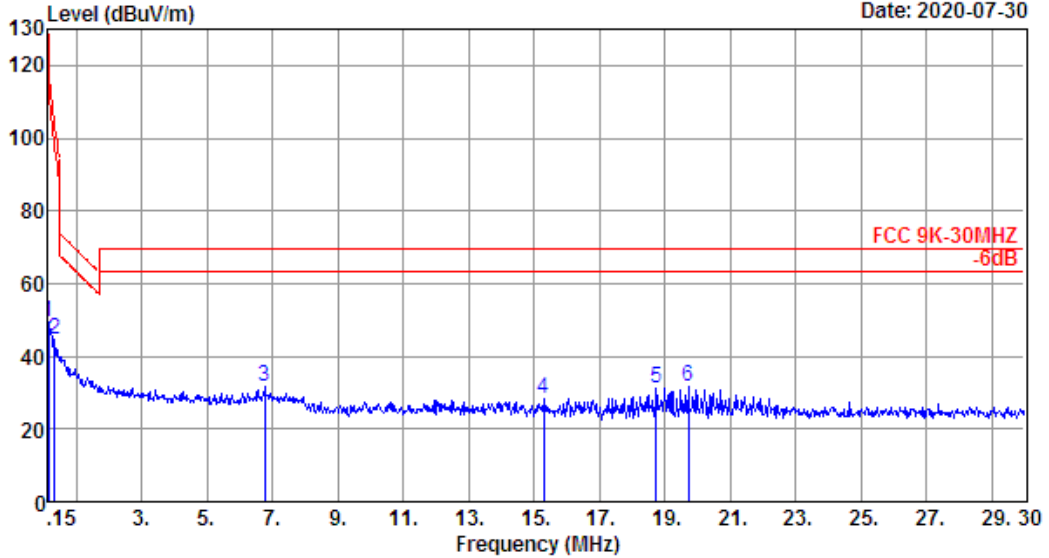
	Freq. (MHz)	ANT Factor (dB/m)	Cable Loss (dB)	Reading (dBUV)	Emission Level (dBUV/m)	Limit (dBUV/m)	Margin (dB)	Remark
1	0.03	20.42	0.10	34.85	55.37	127.00	71.63	Peak
2	0.06	20.29	0.10	23.90	44.29	124.64	80.35	Peak
3	0.07	20.29	0.10	23.80	44.19	124.33	80.14	Peak
4	0.09	20.24	0.10	18.07	38.41	122.38	83.97	Peak
5	0.10	20.24	0.10	18.33	38.67	122.06	83.39	Peak
6	0.12	20.25	0.10	46.78	67.13	120.33	53.20	Peak

Remarks: 1. Emission Level= Antenna Factor + Cable Loss + Reading.  
 2. Margin= Limit - Emission Level.  
 3. The emission levels that are 20dB below the official limit are not reported.

EST Technology

Chilingxiang, Qishantou, Santun,  
Houjie, Dongguan, Guangdong, China  
Tel: +86-769-83081888  
Fax: +86-769-83081878

Data: 208 File: \\Emc-966-1\test data\2020\RF\C\chao sheng,EM6 (230) Date: 2020-07-30



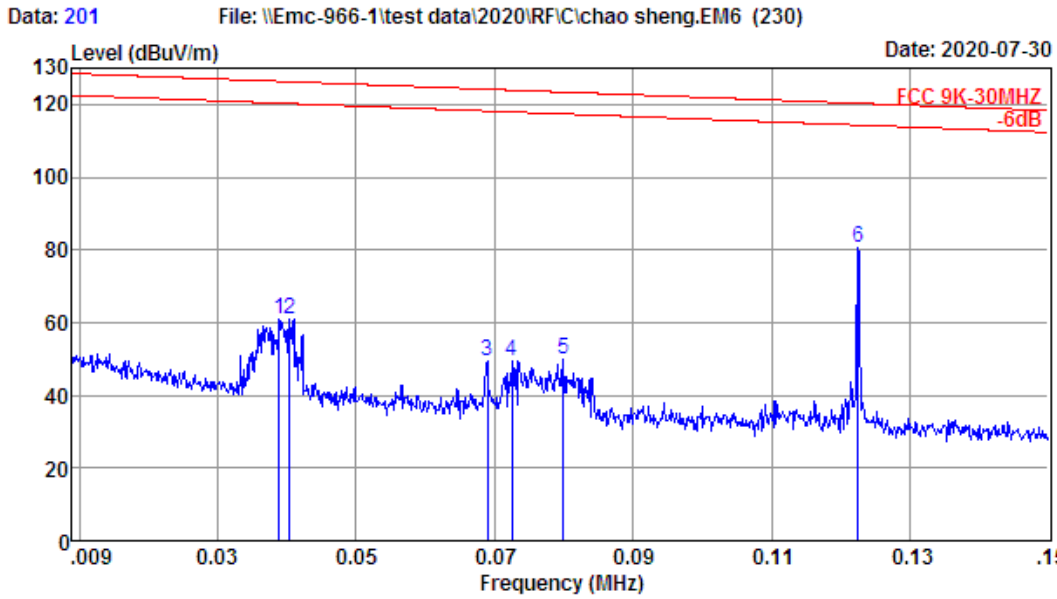
Site no. : 3# 966 Chamber Data no. : 208  
 Dis. / Ant. : 3m FMZB 1519B Ant. pol. : VERTICAL  
 Limit : FCC 9K-30MHZ  
 Env. / Ins. : Temp:20.5';Humi:59%;Press:101.52kPa  
 Engineer : ZERO  
 EUT : Bluetooth Speaker  
 Power : DC 15V From Adapter Input AC 120V/60Hz  
 M/N : Beolit 20  
 Test Mode : Charging  
 DSA-45PDH

	Freq. (MHz)	ANT Factor (dB/m)	Cable Loss (dB)	Reading (dBUV)	Emission Level (dBUV/m)	Limit (dBUV/m)	Margin (dB)	Remark
1	0.15	20.26	0.10	29.24	49.60	118.34	68.74	Peak
2	0.36	20.08	0.10	24.65	44.83	103.26	58.43	Peak
3	6.78	20.00	0.12	11.40	31.52	69.54	38.02	Peak
4	15.31	19.99	0.15	8.22	28.36	69.54	41.18	Peak
5	18.75	20.05	0.16	10.87	31.08	69.54	38.46	Peak
6	19.73	20.07	0.17	11.53	31.77	69.54	37.77	Peak

Remarks: 1. Emission Level= Antenna Factor + Cable Loss + Reading.  
 2. Margin= Limit - Emission Level.  
 3. The emission levels that are 20dB below the official limit are not reported.

EST Technology

Chilingxiang, Qishantou, Santun,  
Houjie, Dongguan, Guangdong, China  
Tel: +86-769-83081888  
Fax: +86-769-83081878



Site no. : 3# 966 Chamber Data no. : 201  
 Dis. / Ant. : 3m FMZB 1519B Ant. pol. : HORIZONTAL  
 Limit : FCC 9K-30MHZ  
 Env. / Ins. : Temp:20.5';Humi:59%;Press:101.52kPa  
 Engineer : ZERO  
 EUT : Bluetooth Speaker  
 Power : DC 15V From Adapter Input AC 120V/60Hz  
 M/N : Beolit 20  
 Test Mode : Charging  
 DST450-303

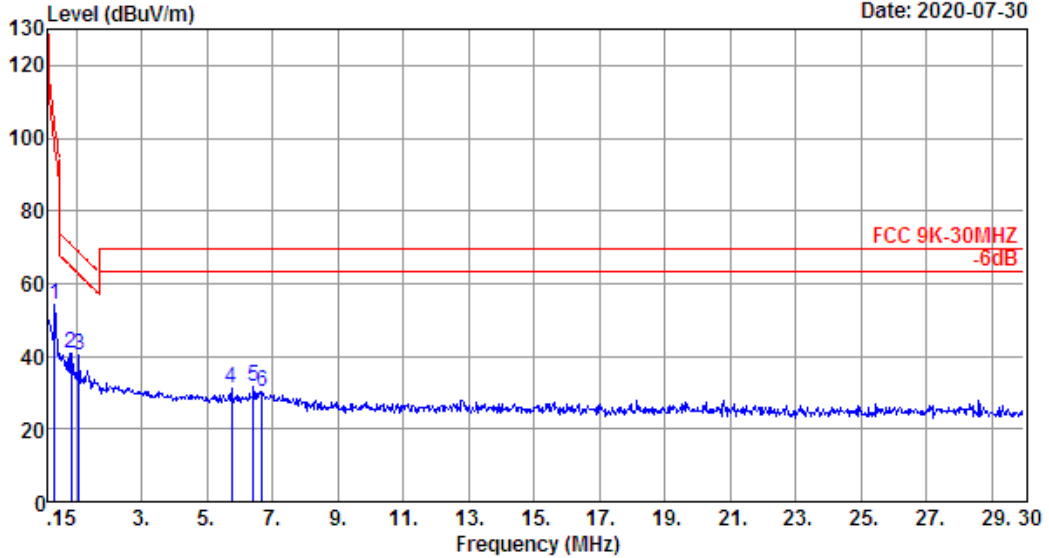
	Freq. (MHz)	ANT Factor (dB/m)	Cable Loss (dB)	Reading (dBuV)	Emission Level (dBuV/m)	Limit (dBuV/m)	Margin (dB)	Remark
1	0.04	20.42	0.10	40.46	60.98	126.36	65.38	Peak
2	0.04	20.42	0.10	40.35	60.87	126.25	65.38	Peak
3	0.07	20.29	0.10	29.12	49.51	124.19	74.68	Peak
4	0.07	20.29	0.10	29.22	49.61	123.94	74.33	Peak
5	0.08	20.29	0.10	29.44	49.83	123.40	73.57	Peak
6	0.12	20.25	0.10	60.10	80.45	120.33	39.88	Peak

Remarks: 1. Emission Level= Antenna Factor + Cable Loss + Reading.  
 2. Margin= Limit - Emission Level.  
 3. The emission levels that are 20dB below the official limit are not reported.

EST Technology

Chilingxiang, Qishantou, Santun,  
Houjie, Dongguan, Guangdong, China  
Tel: +86-769-83081888  
Fax: +86-769-83081878

Data: 202 File: \\Emc-966-1\test data\2020\RF\C\chao sheng,EM6 (230) Date: 2020-07-30



Site no. : 3# 966 Chamber Data no. : 202  
 Dis. / Ant. : 3m FMZB 1519B Ant. pol. : HORIZONTAL  
 Limit : FCC 9K-30MHZ  
 Env. / Ins. : Temp:20.5';Humi:59%;Press:101.52kPa  
 Engineer : ZERO  
 EUT : Bluetooth Speaker  
 Power : DC 15V From Adapter Input AC 120V/60Hz  
 M/N : Beolit 20  
 Test Mode : Charging  
 DST450-303

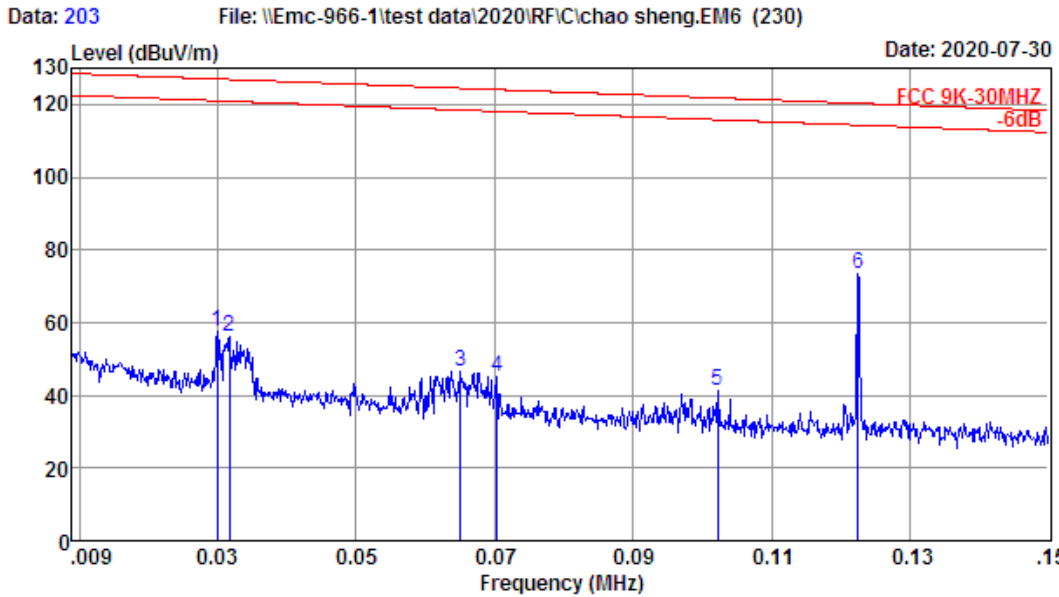
	Freq. (MHz)	ANT Factor (dB/m)	Cable Loss (dB)	Reading (dBUV)	Emission Level (dBUV/m)	Limit (dBUV/m)	Margin (dB)	Remark
1	0.36	20.08	0.10	33.91	54.09	103.26	49.17	Peak
2	0.87	20.01	0.10	20.70	40.81	70.44	29.63	Peak
3	1.11	20.02	0.10	20.22	40.34	68.32	27.98	Peak
4	5.76	20.01	0.12	11.05	31.18	69.54	38.36	Peak
5	6.42	20.00	0.12	11.40	31.52	69.54	38.02	Peak
6	6.69	20.00	0.12	10.14	30.26	69.54	39.28	Peak

Remarks: 1. Emission Level= Antenna Factor + Cable Loss + Reading.  
 2. Margin= Limit - Emission Level.  
 3. The emission levels that are 20dB below the official limit are not reported.



EST Technology

Chilingxiang, Qishantou, Santun,  
Houjie, Dongguan, Guangdong, China  
Tel: +86-769-83081888  
Fax: +86-769-83081878



Site no. : 3# 966 Chamber Data no. : 203  
 Dis. / Ant. : 3m FMZB 1519B Ant. pol. : VERTICAL  
 Limit : FCC 9K-30MHZ  
 Env. / Ins. : Temp:20.5';Humi:59%;Press:101.52kPa  
 Engineer : ZERO  
 EUT : Bluetooth Speaker  
 Power : DC 15V From Adapter Input AC 120V/60Hz  
 M/N : Beolit 20  
 Test Mode : Charging  
 DST450-303

	Freq. (MHz)	ANT Factor (dB/m)	Cable Loss (dB)	Reading (dBuV)	Emission Level (dBuV/m)	Limit (dBuV/m)	Margin (dB)	Remark
1	0.03	20.42	0.10	37.03	57.55	127.00	69.45	Peak
2	0.03	20.42	0.10	35.53	56.05	126.88	70.83	Peak
3	0.07	20.29	0.10	26.33	46.72	124.47	77.75	Peak
4	0.07	20.29	0.10	24.61	45.00	124.09	79.09	Peak
5	0.10	20.24	0.10	20.87	41.21	121.79	80.58	Peak
6	0.12	20.25	0.10	53.14	73.49	120.33	46.84	Peak

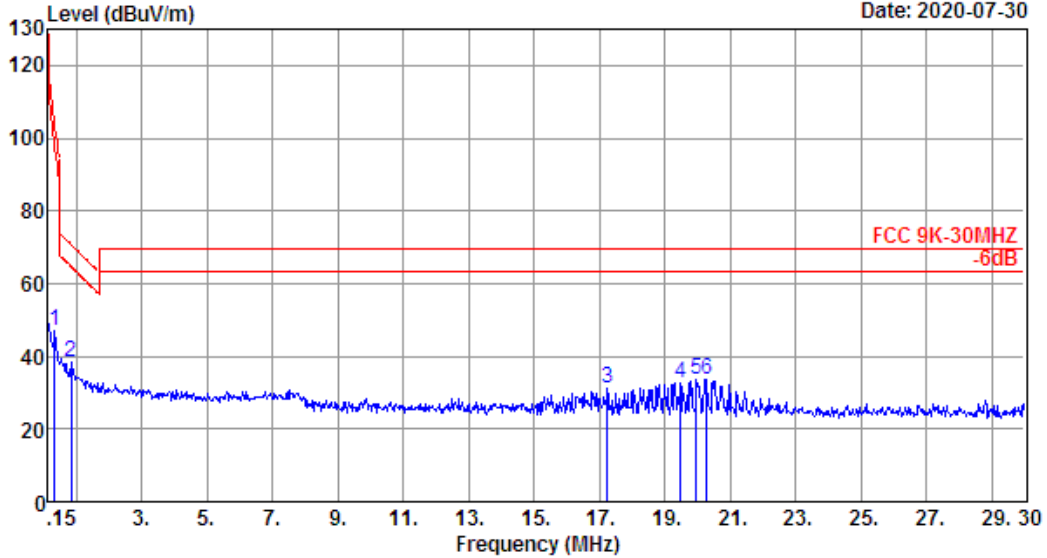
Remarks: 1. Emission Level= Antenna Factor + Cable Loss + Reading.  
 2. Margin= Limit - Emission Level.  
 3. The emission levels that are 20dB below the official limit are not reported.



EST Technology

Chilingxiang, Qishantou, Santun,  
Houjie, Dongguan, Guangdong, China  
Tel: +86-769-83081888  
Fax: +86-769-83081878

Data: 204 File: \\Emc-966-1\test data\2020\RF\C\chao sheng,EM6 (230) Date: 2020-07-30



Site no. : 3# 966 Chamber Data no. : 204  
 Dis. / Ant. : 3m FMZB 1519B Ant. pol. : VERTICAL  
 Limit : FCC 9K-30MHZ  
 Env. / Ins. : Temp:20.5';Humi:59%;Press:101.52kPa  
 Engineer : ZERO  
 EUT : Bluetooth Speaker  
 Power : DC 15V From Adapter Input AC 120V/60Hz  
 M/N : Beolit 20  
 Test Mode : Charging  
 DST450-303

	Freq. (MHz)	ANT Factor (dB/m)	Cable Loss (dB)	Reading (dBUV)	Emission Level (dBUV/m)	Limit (dBUV/m)	Margin (dB)	Remark
1	0.36	20.08	0.10	26.98	47.16	103.26	56.10	Peak
2	0.87	20.01	0.10	18.09	38.20	70.44	32.24	Peak
3	17.25	20.02	0.16	11.20	31.38	69.54	38.16	Peak
4	19.49	20.06	0.17	12.50	32.73	69.54	36.81	Peak
5	19.97	20.07	0.17	13.30	33.54	69.54	36.00	Peak
6	20.30	20.08	0.17	13.21	33.46	69.54	36.08	Peak

Remarks: 1. Emission Level= Antenna Factor + Cable Loss + Reading.  
 2. Margin= Limit - Emission Level.  
 3. The emission levels that are 20dB below the official limit are not reported.



### Radiated Emission Above 30MHz

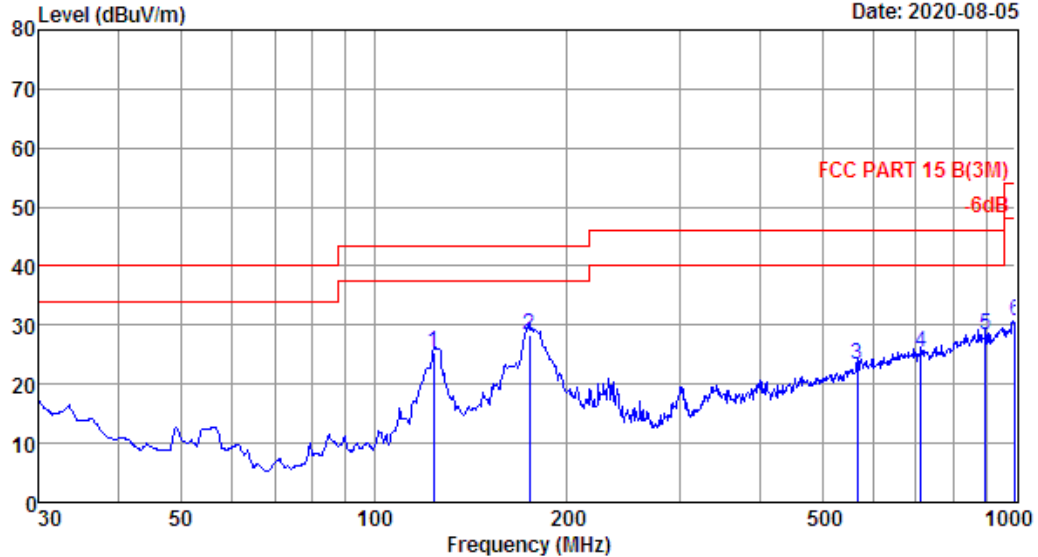
EST Technology

Chilingxiang, Qishantou, Santun,  
Houjie, Dongguan,Guangdong,China  
Tel:+86-769-83081888  
Fax:+86-769-83081878

Data: 291

File: \\Emc-966-1\test data\2020\RFIC\chao sheng,EM6 (296)

Date: 2020-08-05



Site no. : 1# 966 Chamber                      Data no. : 291  
 Dis. / Ant. : 3m 37062                      Ant. pol. : VERTICAL  
 Limit : FCC PART 15 B(3M)  
 Env. / Ins. : Temp:24.4';Humi:54.5%;Press:101.52kPa  
 Engineer : Pablo  
 EUT : Bluetooth Speaker  
 Power : DC 7.4V From Battery  
 M/N : Beolit 20  
 Test Mode : TX Mode  
             Battery

	ANT	Cable		Emission			
Freq. (MHz)	Factor (dB/m)	Loss (dB)	Reading (dBuV)	Level (dBuV/m)	Limit (dBuV/m)	Margin (dB)	Remark
1 123.6985	11.46	0.95	12.89	25.30	43.50	18.20	QP
2 174.4241	9.80	1.20	17.43	28.43	43.50	15.07	QP
3 566.6223	19.86	2.87	0.50	23.23	46.00	22.77	QP
4 711.6735	21.70	3.37	0.23	25.30	46.00	20.70	QP
5 896.9965	23.90	3.88	0.61	28.39	46.00	17.61	QP
61000.0000	25.80	4.31	0.58	30.69	54.00	23.31	QP

Remarks: 1. Emission Level= Antenna Factor + Cable Loss + Reading.  
 2. Margin= Limit - Emission Level.  
 3. The emission levels that are 20dB below the official limit are not reported.





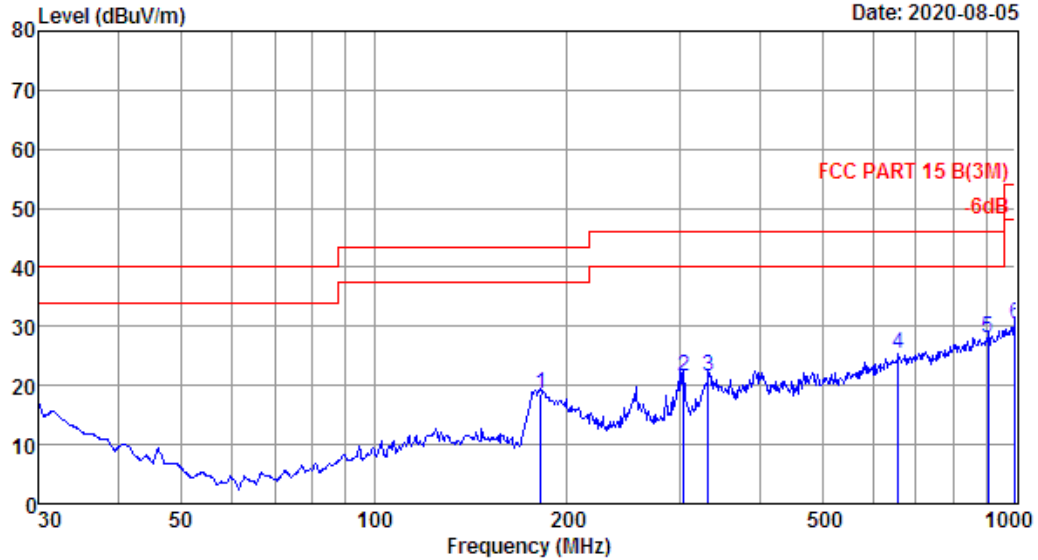
# EST Technology

Chilingxiang, Qishantou, Santun,  
Houjie, Dongguan, Guangdong, China  
Tel: +86-769-83081888  
Fax: +86-769-83081878

Data: 292

File: \\Emc-966-1\test data\2020\RF\C\chao sheng,EM6 (296)

Date: 2020-08-05



Site no. : 1# 966 Chamber                      Data no. : 292  
 Dis. / Ant. : 3m 37062                        Ant. pol. : HORIZONTAL  
 Limit : FCC PART 15 B(3M)  
 Env. / Ins. : Temp:24.4';Humi:54.5%;Press:101.52kPa  
 Engineer : Pablo  
 EUT : Bluetooth Speaker  
 Power : DC 7.4V From Battery  
 M/N : Beolit 20  
 Test Mode : TX Mode  
            Battery

	ANT	Cable		Emission			
Freq. (MHz)	Factor (dB/m)	Loss (dB)	Reading (dBUV)	Level (dBUV/m)	Limit (dBUV/m)	Margin (dB)	Remark
1 181.9202	9.38	1.22	7.96	18.56	43.50	24.94	QP
2 303.5437	13.76	1.86	5.88	21.50	46.00	24.50	QP
3 331.3547	14.62	2.00	4.97	21.59	46.00	24.41	QP
4 656.5300	21.54	3.23	0.74	25.51	46.00	20.49	QP
5 906.4824	23.97	3.90	0.19	28.06	46.00	17.94	QP
61000.0000	25.80	4.31	0.43	30.54	54.00	23.46	QP

Remarks: 1. Emission Level= Antenna Factor + Cable Loss + Reading.  
 2. Margin= Limit - Emission Level.  
 3. The emission levels that are 20dB below the official limit are not reported.

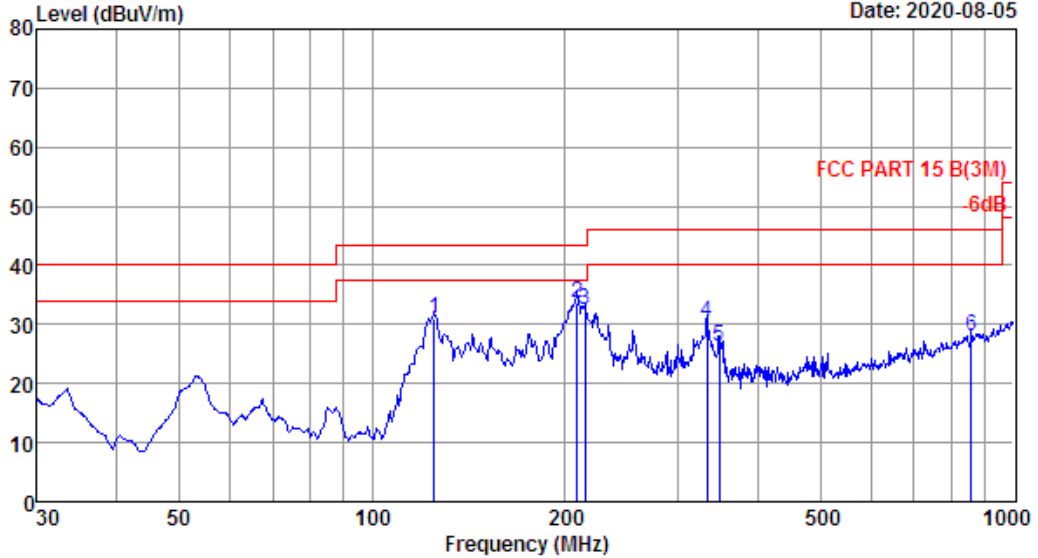
EST Technology

Chilingxiang, Qishantou, Santun,  
Houjie, Dongguan, Guangdong, China  
Tel: +86-769-83081888  
Fax: +86-769-83081878

Data: 293

File: \\Emc-966-1\test data\2020\RF\C\chao sheng,EM6 (296)

Date: 2020-08-05



Site no. : 1# 966 Chamber Data no. : 293  
 Dis. / Ant. : 3m 37062 Ant. pol. : HORIZONTAL  
 Limit : FCC PART 15 B(3M)  
 Env. / Ins. : Temp:24.4';Humi:54.5%;Press:101.52kPa  
 Engineer : Pablo  
 EUT : Bluetooth Speaker  
 Power : DC 15V From Adapter Input AC 120V/60Hz  
 M/N : Beolit 20  
 Test Mode : TX Mode  
 DSA-45PDH

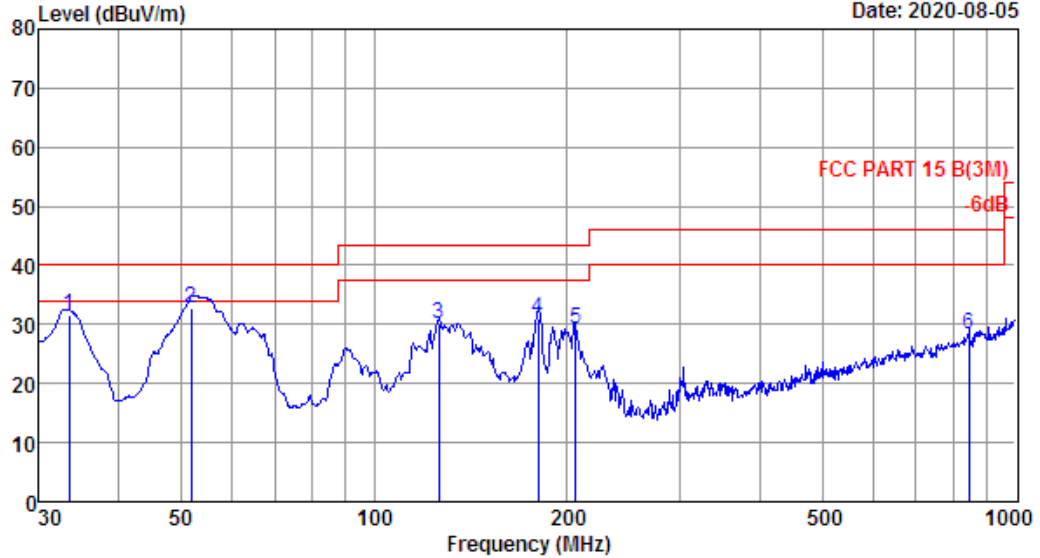
	ANT	Cable		Emission			
Freq. (MHz)	Factor (dB/m)	Loss (dB)	Reading (dBUV)	Level (dBUV/m)	Limit (dBUV/m)	Margin (dB)	Remark
1 125.0066	11.50	0.95	18.63	31.08	43.50	12.42	QP
2 208.5803	8.67	1.35	23.60	33.62	43.50	9.88	QP
3 214.5143	9.26	1.39	21.85	32.50	43.50	11.00	QP
4 332.5187	14.63	2.02	13.83	30.48	46.00	15.52	QP
5 348.0274	15.26	2.09	8.84	26.19	46.00	19.81	QP
6 860.0352	24.00	3.76	0.21	27.97	46.00	18.03	QP

Remarks: 1. Emission Level= Antenna Factor + Cable Loss + Reading.  
 2. Margin= Limit - Emission Level.  
 3. The emission levels that are 20dB below the official limit are not reported.

EST Technology

Chilingxiang, Qishantou, Santun,  
Houjie, Dongguan, Guangdong, China  
Tel: +86-769-83081888  
Fax: +86-769-83081878

Data: 294 File: \\Emc-966-1\test data\2020\RF\C\chao sheng,EM6 (296) Date: 2020-08-05



Site no. : 1# 966 Chamber Data no. : 294  
 Dis. / Ant. : 3m 37062 Ant. pol. : VERTICAL  
 Limit : FCC PART 15 B(3M)  
 Env. / Ins. : Temp:24.4';Humi:54.5%;Press:101.52kPa  
 Engineer : Pablo  
 EUT : Bluetooth Speaker  
 Power : DC 15V From Adapter Input AC 120V/60Hz  
 M/N : Beolit 20  
 Test Mode : TX Mode  
 DSA-45PDH

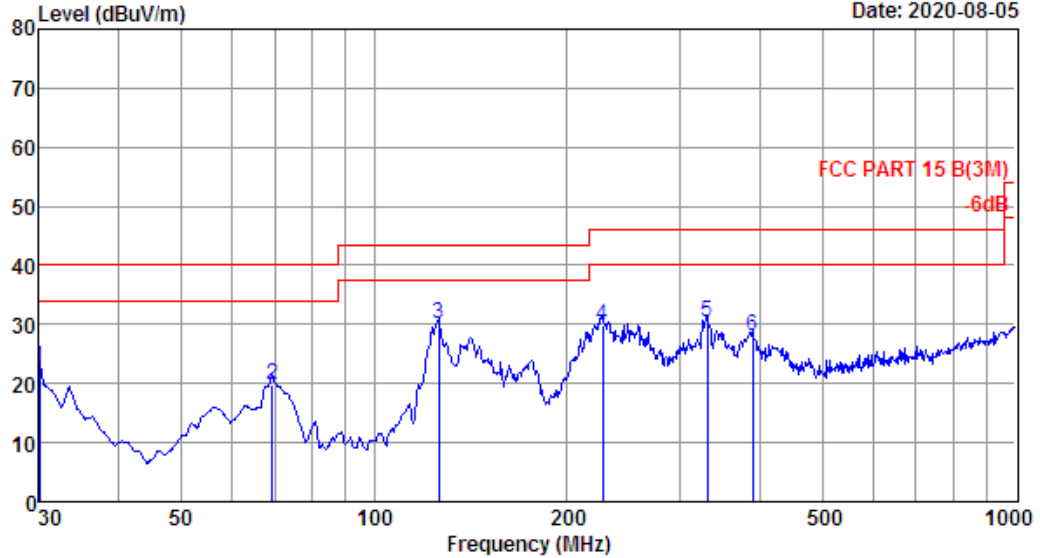
	Freq. (MHz)	ANT Factor (dB/m)	Cable Loss (dB)	Reading (dBuV)	Emission Level (dBuV/m)	Limit (dBuV/m)	Margin (dB)	Remark
1	33.4450	15.60	0.18	15.69	31.47	40.00	8.53	QP
2	51.8430	7.50	0.32	25.03	32.85	40.00	7.15	QP
3	125.8864	11.54	0.95	17.70	30.19	43.50	13.31	QP
4	180.0165	9.50	1.23	20.32	31.05	43.50	12.45	QP
5	206.3976	8.63	1.32	19.34	29.29	43.50	14.21	QP
6	845.0878	23.30	3.69	1.32	28.31	46.00	17.69	QP

Remarks: 1. Emission Level= Antenna Factor + Cable Loss + Reading.  
 2. Margin= Limit - Emission Level.  
 3. The emission levels that are 20dB below the official limit are not reported.

EST Technology

Chilingxiang, Qishantou, Santun,  
Houjie, Dongguan, Guangdong, China  
Tel: +86-769-83081888  
Fax: +86-769-83081878

Data: 295 File: \\Emc-966-1\test data\2020\RF\C\chao sheng,EM6 (296) Date: 2020-08-05



Site no. : 1# 966 Chamber Data no. : 295  
 Dis. / Ant. : 3m 37062 Ant. pol. : HORIZONTAL  
 Limit : FCC PART 15 B(3M)  
 Env. / Ins. : Temp:24.4';Humi:54.5%;Press:101.52kPa  
 Engineer : Pablo  
 EUT : Bluetooth Speaker  
 Power : DC 15V From Adapter Input AC 120V/60Hz  
 M/N : Beolit 20  
 Test Mode : TX Mode  
 DST450-303

	Freq. (MHz)	ANT Factor (dB/m)	Cable Loss (dB)	Reading (dBuV)	Emission Level (dBuV/m)	Limit (dBuV/m)	Margin (dB)	Remark
1	30.0000	18.40	0.14	4.16	22.70	40.00	17.30	QP
2	69.3568	6.50	0.54	12.65	19.69	40.00	20.31	QP
3	125.8864	11.54	0.95	17.58	30.07	43.50	13.43	QP
4	226.8936	10.30	1.49	17.94	29.73	46.00	16.27	QP
5	330.1949	14.60	1.98	13.74	30.32	46.00	15.68	QP
6	389.3549	16.16	2.12	9.87	28.15	46.00	17.85	QP

Remarks: 1. Emission Level= Antenna Factor + Cable Loss + Reading.  
 2. Margin= Limit - Emission Level.  
 3. The emission levels that are 20dB below the official limit are not reported.

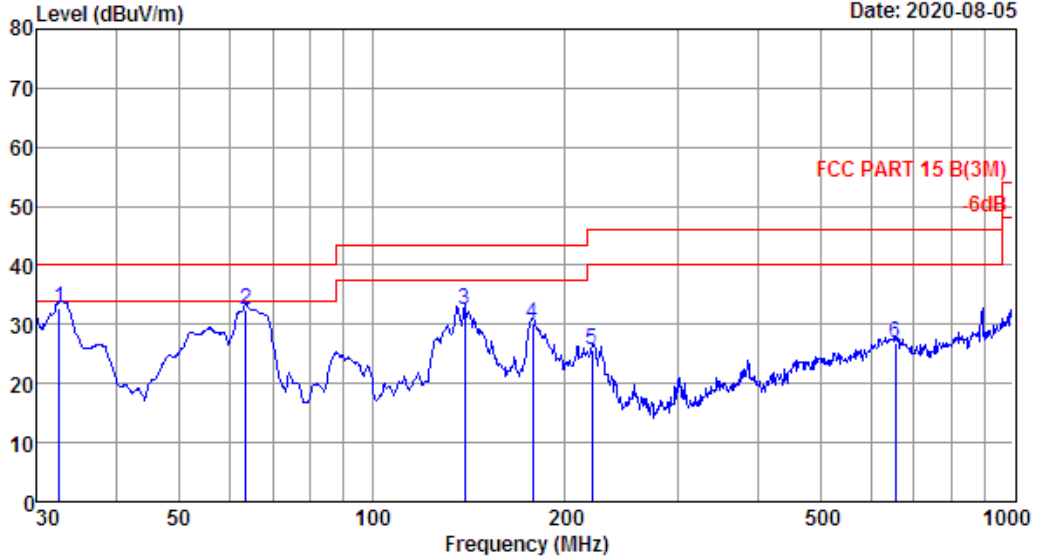
EST Technology

Chilingxiang, Qishantou, Santun,  
Houjie, Dongguan, Guangdong, China  
Tel: +86-769-83081888  
Fax: +86-769-83081878

Data: 296

File: \\Emc-966-1\test data\2020\RF\C\chao sheng,EM6 (296)

Date: 2020-08-05



Site no. : 1# 966 Chamber Data no. : 296  
 Dis. / Ant. : 3m 37062 Ant. pol. : VERTICAL  
 Limit : FCC PART 15 B(3M)  
 Env. / Ins. : Temp:24.4';Humi:54.5%;Press:101.52kPa  
 Engineer : Pablo  
 EUT : Bluetooth Speaker  
 Power : DC 15V From Adapter Input AC 120V/60Hz  
 M/N : Beolit 20  
 Test Mode : TX Mode  
 DST450-303

	Freq. (MHz)	ANT Factor (dB/m)	Cable Loss (dB)	Reading (dBuV)	Emission Level (dBuV/m)	Limit (dBuV/m)	Margin (dB)	Remark
1	32.5198	16.20	0.16	16.54	32.90	40.00	7.10	QP
2	63.5356	5.40	0.47	26.72	32.59	40.00	7.41	QP
3	139.3613	12.50	1.03	18.95	32.48	43.50	11.02	QP
4	178.1327	9.60	1.20	19.26	30.06	43.50	13.44	QP
5	219.8449	9.60	1.43	14.53	25.56	46.00	20.44	QP
6	654.2318	21.50	3.22	2.12	26.84	46.00	19.16	QP

Remarks: 1. Emission Level= Antenna Factor + Cable Loss + Reading.  
 2. Margin= Limit - Emission Level.  
 3. The emission levels that are 20dB below the official limit are not reported.

## 4. AC POWER LINE CONDUCTED EMISSIONS

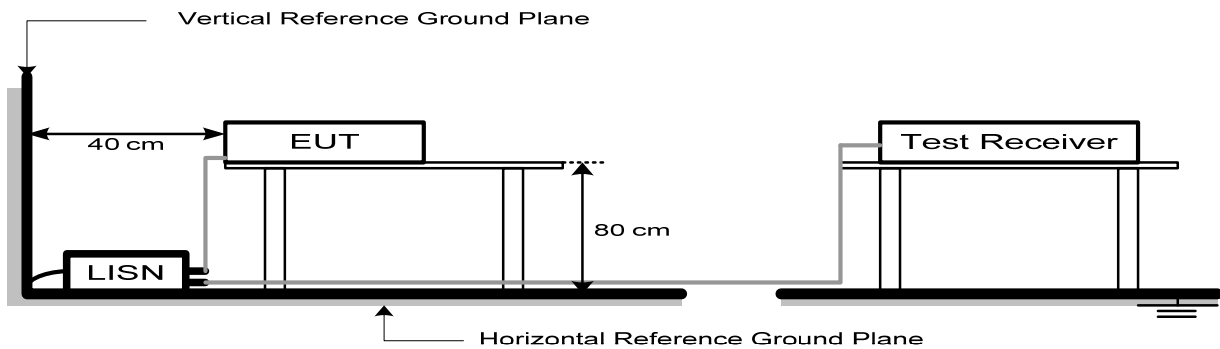
### 4.1. Limit

Frequency	Maximum RF Line Voltage	
	Quasi-Peak Level dB(μV)	Average Level dB(μV)
150kHz ~ 500kHz	66 ~ 56*	56 ~ 46*
500kHz ~ 5MHz	56	46
5MHz ~ 30MHz	60	50

Note:

1. \* Decreasing linearly with logarithm of frequency.
2. The lower limit shall apply at the transition frequencies.

### 4.2. Test Setup



### 4.3. Spectrum Analyzer Setting

Spectrum Parameters	Setting
RBW	9KHz
VBW	9KHz
Start frequency	150KHz
Stop frequency	30MHz
Sweep Time	Auto
Detector	QP/AVG
Trace Mode	Max Hold

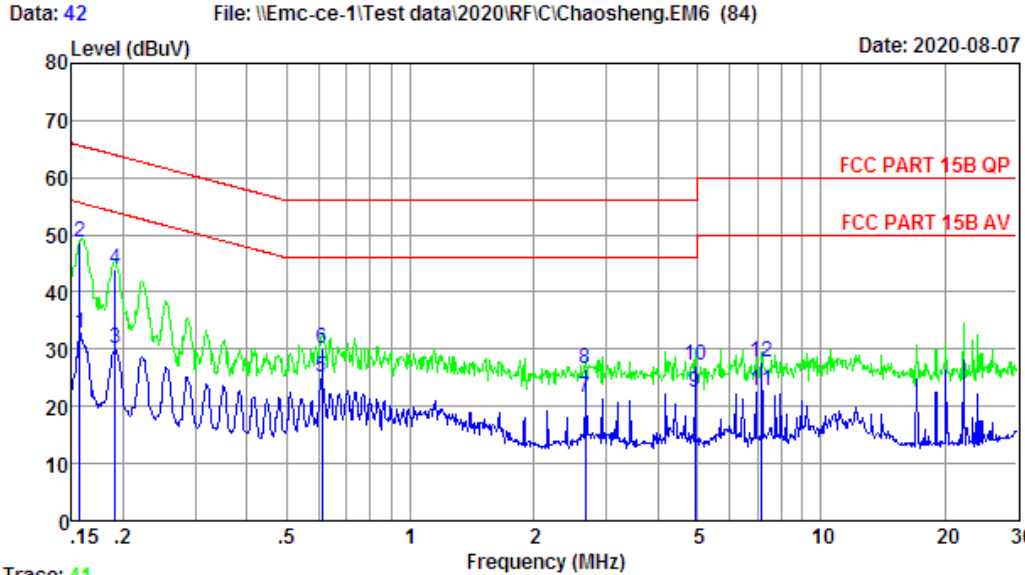
### 4.4. Test Procedure

- a. The EUT was placed on a non-metallic table, 80cm above the ground plane.
- b. The EUT Power connected to the power mains through a line impedance stabilization network.
- c. Provides a 50 ohm coupling impedance for the EUT (Please refer the block diagram of the test setup and photographs).
- d. Set the EUT transmit continuously with maximum output power.
- e. Spectrum analyzer setting parameters in accordance with section 4.3.
- f. The AC line are checked to find out the maximum conducted emission. In order to find the maximum emission levels, the relative positions of equipment and all of the interface cables shall be changed according to ANSI C63.10: 2013 on Conducted Emission Test.
- g. Record the results in the test report.

4.5. Test Result

EST Technology

Chilingxiang, Qishantou, Santun,  
Houjie, Dongguan, Guangdong, China  
Tel:+86-769-83081888  
Fax:+86-769-83081878



Trace: 41  
 Site no : 844 Shield Room Data no. : 42  
 Env. / Ins. : Temp:22.7°C Humi:55.4% Press:101.50kPa INE Phase : NEUTRAL  
 Limit : FCC PART 15B QP  
 Engineer : JACK  
 EUT : Bluetooth Speaker  
 Power : DC 15V From Adpter Input AC 240V/60Hz  
 M/N : Beolit 20  
 Test Mode : TX Mode  
 DSA-45PDH

	Freq. (MHz)	LISN Factor (dB)	Cable Loss (dB)	Reading (dBuV)	Emission Level (dBuv)	Limits (dBuv)	Margin (dB)	Remark
1	0.1565	9.61	9.69	13.59	32.89	55.65	22.76	Average
2	0.1565	9.61	9.69	29.50	48.80	65.65	16.85	QP
3	0.1914	9.62	9.77	10.72	30.11	53.98	23.87	Average
4	0.1914	9.62	9.77	24.72	44.11	63.98	19.87	QP
5	0.6108	9.67	9.92	5.56	25.15	46.00	20.85	Average
6	0.6108	9.67	9.92	10.50	30.09	56.00	25.91	QP
7	2.6641	9.85	9.97	1.75	21.57	46.00	24.43	Average
8	2.6641	9.85	9.97	6.74	26.56	56.00	29.44	QP
9	4.9257	9.92	10.00	2.37	22.29	46.00	23.71	Average
10	4.9257	9.92	10.00	7.37	27.29	56.00	28.71	QP
11	7.1754	9.96	10.03	2.88	22.87	50.00	27.13	Average
12	7.1754	9.96	10.03	7.88	27.87	60.00	32.13	QP

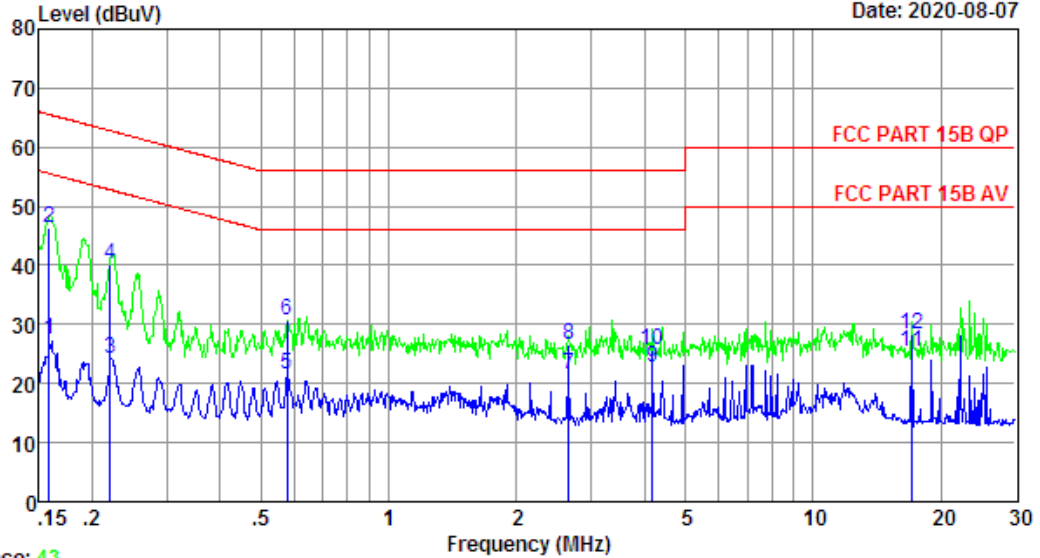
Remarks: 1. Emission Level= LISN Factor + Cable Loss + Reading.  
 2. Margin=Limit - Emission Level.  
 3. If the average limit is met when using a quasi-peak detector,  
 the EUT shall be deemed to meet both limits and measurement  
 with average detector is unnecessary.



EST Technology

Chilingxiang, Qishantou, Santun,  
Houjie, Dongguan, Guangdong, China  
Tel: +86-769-83081888  
Fax: +86-769-83081878

Data: 44 File: \\Emc-ce-1\Test data\2020\RFIC\Chaosheng.EM6 (84) Date: 2020-08-07



Trace: 43  
 Site no : 844 Shield Room Data no. : 44  
 Env. / Ins. : Temp:22.7°C Humi:55.4% Press:101.50kPa INE Phase : LINE  
 Limit : FCC PART 15B QP  
 Engineer : JACK  
 EUT : Bluetooth Speaker  
 Power : DC 15V From Adppter Input AC 240V/60Hz  
 M/N : Beolit 20  
 Test Mode : TX Mode  
 DSA-45PDH

	Freq. (MHz)	LISN Factor (dB)	Cable Loss (dB)	Reading (dBuV)	Emission Level (dBuV)	Limits (dBuV)	Margin (dB)	Remark
1	0.1582	9.73	9.69	8.01	27.43	55.56	28.13	Average
2	0.1582	9.73	9.69	27.01	46.43	65.56	19.13	QP
3	0.2208	9.73	9.84	4.64	24.21	52.79	28.58	Average
4	0.2208	9.73	9.84	20.64	40.21	62.79	22.58	QP
5	0.5762	9.72	9.92	1.94	21.58	46.00	24.42	Average
6	0.5762	9.72	9.92	10.94	30.58	56.00	25.42	QP
7	2.6500	9.75	9.97	1.72	21.44	46.00	24.56	Average
8	2.6500	9.75	9.97	6.72	26.44	56.00	29.56	QP
9	4.1796	9.76	9.99	2.89	22.64	46.00	23.36	Average
10	4.1796	9.76	9.99	5.81	25.56	56.00	30.44	QP
11	17.0181	9.95	10.14	5.36	25.45	50.00	24.55	Average
12	17.0181	9.95	10.14	8.35	28.44	60.00	31.56	QP

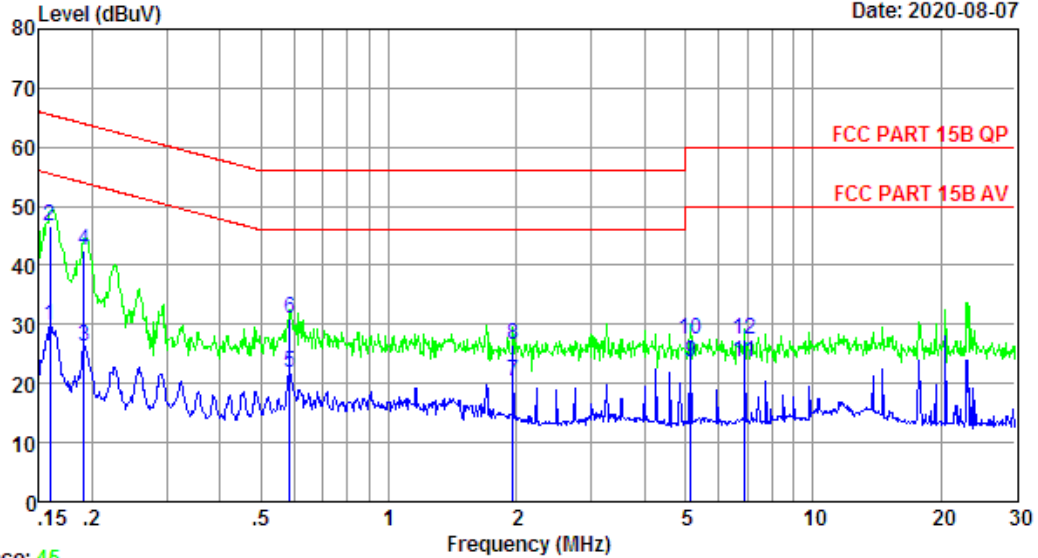
Remarks: 1. Emission Level= LISN Factor + Cable Loss + Reading.  
 2. Margin=Limit - Emission Level.  
 3. If the average limit is met when using a quasi-peak detector, the EUT shall be deemed to meet both limits and measurement with average detector is unnecessary.



EST Technology

Chilingxiang, Qishantou, Santun,  
Houjie, Dongguan, Guangdong, China  
Tel: +86-769-83081888  
Fax: +86-769-83081878

Data: 46 File: \\Emc-ce-1\Test data\2020\RFIC\Chaosheng.EM6 (84) Date: 2020-08-07



Trace: 45  
 Site no : 844 Shield Room Data no. : 46  
 Env. / Ins. : Temp:22.7°C Humi:55.4% Press:101.50kPa INE Phase : LINE  
 Limit : FCC PART 15B QP  
 Engineer : JACK  
 EUT : Bluetooth Speaker  
 Power : DC 15V From Adppter Input AC 120V/60Hz  
 M/N : Beolit 20  
 Test Mode : TX Mode  
 DSA-45PDH

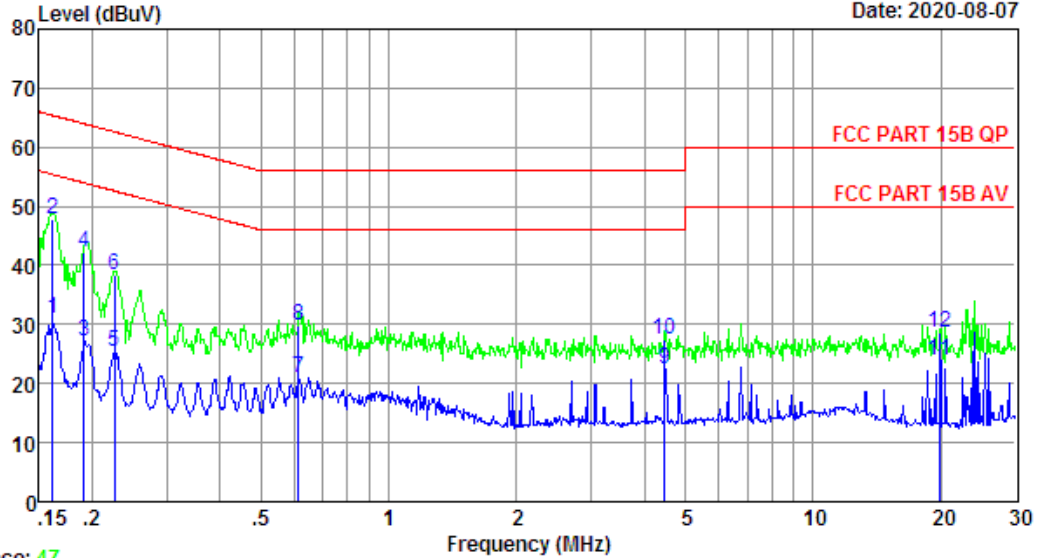
	Freq. (MHz)	LISN Factor (dB)	Cable Loss (dB)	Reading (dBuV)	Emission Level (dBuV)	Limits (dBuV)	Margin (dB)	Remark
1	0.1590	9.73	9.69	10.29	29.71	55.52	25.81	Average
2	0.1590	9.73	9.69	27.20	46.62	65.52	18.90	QP
3	0.1914	9.73	9.77	6.91	26.41	53.98	27.57	Average
4	0.1914	9.73	9.77	22.91	42.41	63.98	21.57	QP
5	0.5854	9.72	9.92	2.33	21.97	46.00	24.03	Average
6	0.5854	9.72	9.92	11.33	30.97	56.00	25.03	QP
7	1.9593	9.74	9.96	0.76	20.46	46.00	25.54	Average
8	1.9593	9.74	9.96	6.76	26.46	56.00	29.54	QP
9	5.1390	9.77	10.01	3.78	23.56	50.00	26.44	Average
10	5.1390	9.77	10.01	7.77	27.55	60.00	32.45	QP
11	6.9141	9.80	10.03	3.75	23.58	50.00	26.42	Average
12	6.9141	9.80	10.03	7.75	27.58	60.00	32.42	QP

Remarks: 1. Emission Level= LISN Factor + Cable Loss + Reading.  
 2. Margin=Limit - Emission Level.  
 3. If the average limit is met when using a quasi-peak detector, the EUT shall be deemed to meet both limits and measurement with average detector is unnecessary.

# EST Technology

Chilingxiang, Qishantou, Santun,  
Houjie, Dongguan, Guangdong, China  
Tel: +86-769-83081888  
Fax: +86-769-83081878

Data: 48 File: \\Emc-ce-1\Test data\2020\RFIC\Chaosheng.EM6 (84) Date: 2020-08-07



Trace: 47  
 Site no : 844 Shield Room Data no. : 48  
 Env. / Ins. : Temp:22.7°C Humi:55.4% Press:101.50kPa INE Phase : NEUTRAL  
 Limit : FCC PART 15B QP  
 Engineer : JACK  
 EUT : Bluetooth Speaker  
 Power : DC 15V From Adppter Input AC 120V/60Hz  
 M/N : Beolit 20  
 Test Mode : TX Mode  
 DSA-45PDH

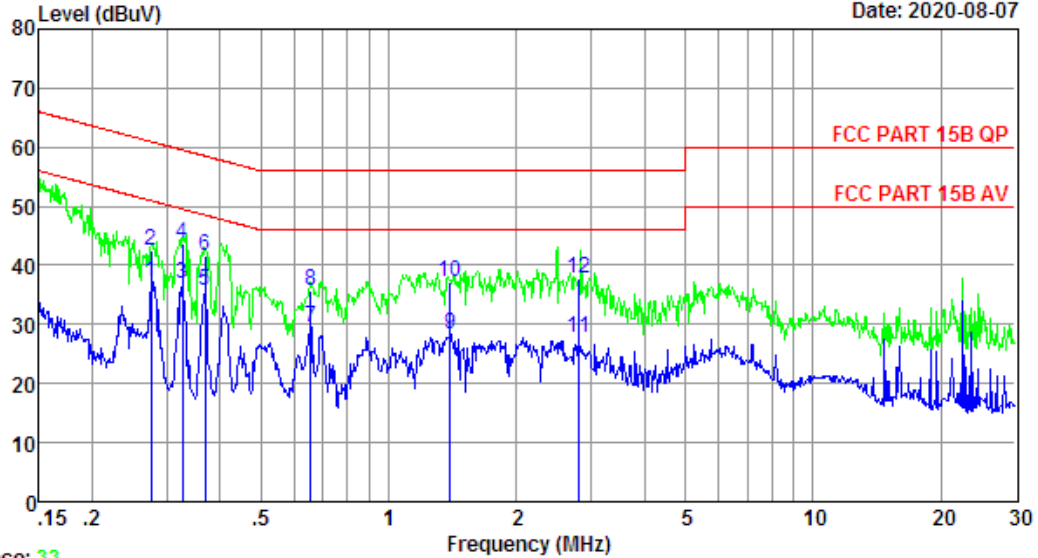
	Freq. (MHz)	LISN Factor (dB)	Cable Loss (dB)	Reading (dBuV)	Emission Level (dBuV)	Limits (dBuV)	Margin (dB)	Remark
1	0.1615	9.61	9.69	11.58	30.88	55.38	24.50	Average
2	0.1615	9.61	9.69	28.50	47.80	65.38	17.58	QP
3	0.1914	9.62	9.77	7.71	27.10	53.98	26.88	Average
4	0.1914	9.62	9.77	22.71	42.10	63.98	21.88	QP
5	0.2256	9.62	9.84	5.84	25.30	52.61	27.31	Average
6	0.2256	9.62	9.84	18.80	38.26	62.61	24.35	QP
7	0.6140	9.67	9.92	1.39	20.98	46.00	25.02	Average
8	0.6140	9.67	9.92	10.30	29.89	56.00	26.11	QP
9	4.4777	9.90	10.00	2.65	22.55	46.00	23.45	Average
10	4.4777	9.90	10.00	7.60	27.50	56.00	28.50	QP
11	19.9500	10.18	10.16	3.48	23.82	50.00	26.18	Average
12	19.9500	10.18	10.16	8.40	28.74	60.00	31.26	QP

Remarks: 1. Emission Level= LISN Factor + Cable Loss + Reading.  
 2. Margin=Limit - Emission Level.  
 3. If the average limit is met when using a quasi-peak detector, the EUT shall be deemed to meet both limits and measurement with average detector is unnecessary.

EST Technology

Chilingxiang, Qishantou, Santun,  
Houjie, Dongguan, Guangdong, China  
Tel: +86-769-83081888  
Fax: +86-769-83081878

Data: 34 File: \\Emc-ce-1\Test data\2020\RFIC\Chaosheng.EM6 (84) Date: 2020-08-07



Trace: 33  
 Site no : 844 Shield Room Data no. : 34  
 Env. / Ins. : Temp:22.7°C Humi:55.4% Press:101.50kPa INE Phase : NEUTRAL  
 Limit : FCC PART 15B QP  
 Engineer : JACK  
 EUT : Bluetooth Speaker  
 Power : DC 15V From Adppter Input AC 120V/60Hz  
 M/N : Beolit 20  
 Test Mode : TX Mode  
 DST450-303

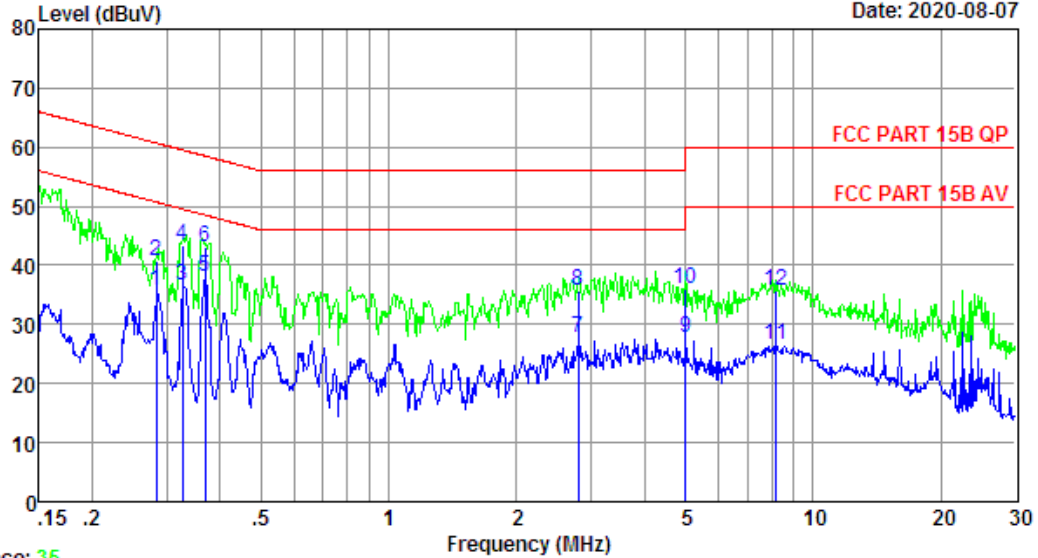
	Freq. (MHz)	LISN Factor (dB)	Cable Loss (dB)	Reading (dBUV)	Emission Level (dBUV)	Limits (dBUV)	Margin (dB)	Remark
1	0.2759	9.62	9.92	17.69	37.23	50.94	13.71	Average
2	0.2759	9.62	9.92	23.10	42.64	60.94	18.30	QP
3	0.3268	9.63	9.92	17.21	36.76	49.53	12.77	Average
4	0.3268	9.63	9.92	24.20	43.75	59.53	15.78	QP
5	0.3692	9.64	9.92	16.16	35.72	48.52	12.80	Average
6	0.3692	9.64	9.92	22.09	41.65	58.52	16.87	QP
7	0.6543	9.68	9.92	10.05	29.65	46.00	16.35	Average
8	0.6543	9.68	9.92	16.04	35.64	56.00	20.36	QP
9	1.3958	9.77	9.95	8.55	28.27	46.00	17.73	Average
10	1.3958	9.77	9.95	17.54	37.26	56.00	18.74	QP
11	2.7942	9.86	9.97	7.88	27.71	46.00	18.29	Average
12	2.7942	9.86	9.97	17.87	37.70	56.00	18.30	QP

Remarks: 1. Emission Level= LISN Factor + Cable Loss + Reading.  
 2. Margin=Limit - Emission Level.  
 3. If the average limit is met when using a quasi-peak detector, the EUT shall be deemed to meet both limits and measurement with average detector is unnecessary.

EST Technology

Chilingxiang, Qishantou, Santun,  
Houjie, Dongguan, Guangdong, China  
Tel: +86-769-83081888  
Fax: +86-769-83081878

Data: 36 File: \\Emc-ce-1\Test data\2020\RFIC\Chaosheng.EM6 (84) Date: 2020-08-07



Trace: 35  
 Site no : 844 Shield Room Data no. : 36  
 Env. / Ins. : Temp:22.7°C Humi:55.4% Press:101.50kPa INE Phase : LINE  
 Limit : FCC PART 15B QP  
 Engineer : JACK  
 EUT : Bluetooth Speaker  
 Power : DC 15V From Adppter Input AC 120V/60Hz  
 M/N : Beolit 20  
 Test Mode : TX Mode  
 DST450-303

	Freq. (MHz)	LISN Factor (dB)	Cable Loss (dB)	Reading (dBUV)	Emission Level (dBUV)	Limits (dBUV)	Margin (dB)	Remark
1	0.2833	9.72	9.92	16.22	35.86	50.72	14.86	Average
2	0.2833	9.72	9.92	21.20	40.84	60.72	19.88	QP
3	0.3268	9.72	9.92	16.87	36.51	49.53	13.02	Average
4	0.3268	9.72	9.92	23.80	43.44	59.53	16.09	QP
5	0.3692	9.72	9.92	18.48	38.12	48.52	10.40	Average
6	0.3692	9.72	9.92	23.40	43.04	58.52	15.48	QP
7	2.7942	9.75	9.97	8.08	27.80	46.00	18.20	Average
8	2.7942	9.75	9.97	16.08	35.80	56.00	20.20	QP
9	5.0046	9.77	10.00	8.12	27.89	50.00	22.11	Average
10	5.0046	9.77	10.00	16.11	35.88	60.00	24.12	QP
11	8.1483	9.81	10.04	6.74	26.59	50.00	23.41	Average
12	8.1483	9.81	10.04	15.73	35.58	60.00	24.42	QP

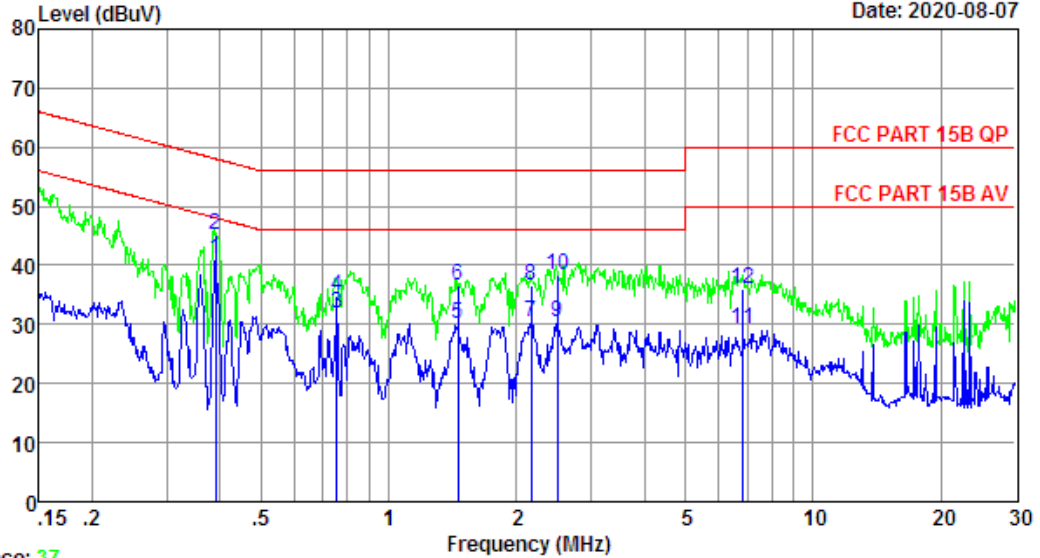
Remarks: 1. Emission Level= LISN Factor + Cable Loss + Reading.  
 2. Margin=Limit - Emission Level.  
 3. If the average limit is met when using a quasi-peak detector, the EUT shall be deemed to meet both limits and measurement with average detector is unnecessary.



EST Technology

Chilingxiang, Qishantou, Santun,  
Houjie, Dongguan, Guangdong, China  
Tel: +86-769-83081888  
Fax: +86-769-83081878

Data: 38 File: \\Emc-ce-1\Test data\2020\RFIC\Chaosheng.EM6 (84) Date: 2020-08-07



Trace: 37  
 Site no : 844 Shield Room Data no. : 38  
 Env. / Ins. : Temp:22.7°C Humi:55.4% Press:101.50kPa INE Phase : LINE  
 Limit : FCC PART 15B QP  
 Engineer : JACK  
 EUT : Bluetooth Speaker  
 Power : DC 15V From Adppter Input AC 240V/60Hz  
 M/N : Beolit 20  
 Test Mode : TX Mode  
 DST450-303

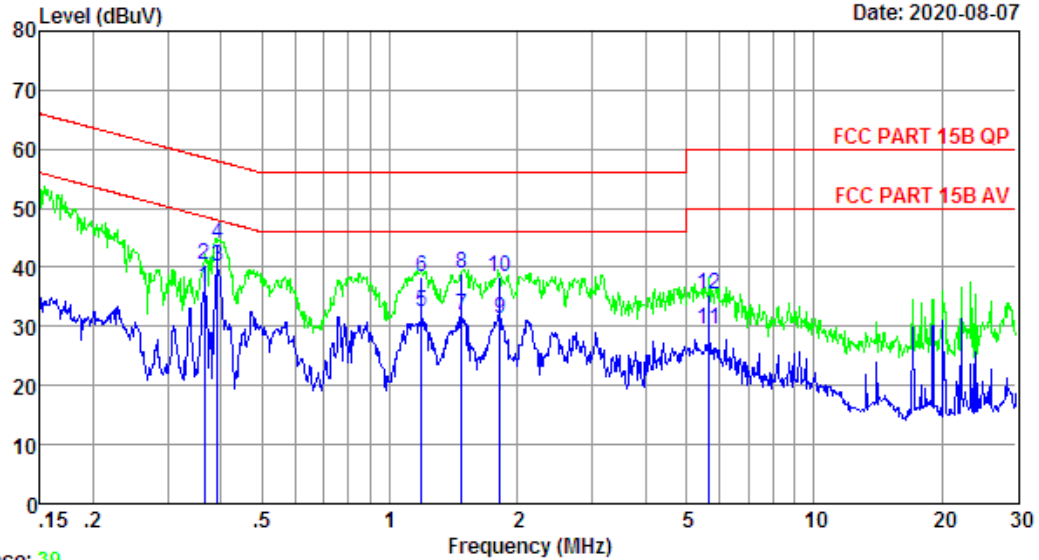
	Freq. (MHz)	LISN Factor (dB)	Cable Loss (dB)	Reading (dBUV)	Emission Level (dBUV)	Limits (dBUV)	Margin (dB)	Remark
1	0.3914	9.72	9.92	21.40	41.04	48.03	6.99	Average
2	0.3914	9.72	9.92	25.43	45.07	58.03	12.96	QP
3	0.7549	9.72	9.93	12.13	31.78	46.00	14.22	Average
4	0.7549	9.72	9.93	15.12	34.77	56.00	21.23	QP
5	1.4562	9.73	9.95	10.47	30.15	46.00	15.85	Average
6	1.4562	9.73	9.95	17.00	36.68	56.00	19.32	QP
7	2.1668	9.74	9.96	10.82	30.52	46.00	15.48	Average
8	2.1668	9.74	9.96	16.80	36.50	56.00	19.50	QP
9	2.5000	9.75	9.96	10.67	30.38	46.00	15.62	Average
10	2.5000	9.75	9.96	18.66	38.37	56.00	17.63	QP
11	6.8412	9.80	10.03	9.25	29.08	50.00	20.92	Average
12	6.8412	9.80	10.03	16.25	36.08	60.00	23.92	QP

Remarks: 1. Emission Level= LISN Factor + Cable Loss + Reading.  
 2. Margin=Limit - Emission Level.  
 3. If the average limit is met when using a quasi-peak detector,  
 the EUT shall be deemed to meet both limits and measurement  
 with average detector is unnecessary.

# EST Technology

Chilingxiang, Qishantou, Santun,  
Houjie, Dongguan, Guangdong, China  
Tel: +86-769-83081888  
Fax: +86-769-83081878

Data: 40 File: \\Emc-ce-1\Test data\2020\RFIC\Chaosheng.EM6 (84) Date: 2020-08-07



Trace: 39  
 Site no : 844 Shield Room Data no. : 40  
 Env. / Ins. : Temp:22.7°C Humi:55.4% Press:101.50kPa INE Phase : NEUTRAL  
 Limit : FCC PART 15B QP  
 Engineer : JACK  
 EUT : Bluetooth Speaker  
 Power : DC 15V From Adppter Input AC 240V/60Hz  
 M/N : Beolit 20  
 Test Mode : TX Mode  
 DST450-303

	Freq. (MHz)	LISN Factor (dB)	Cable Loss (dB)	Reading (dBUV)	Emission Level (dBUV)	Limits (dBUV)	Margin (dB)	Remark
1	0.3653	9.64	9.92	16.91	36.47	48.61	12.14	Average
2	0.3653	9.64	9.92	20.89	40.45	58.61	18.16	QP
3	0.3934	9.64	9.92	20.50	40.06	47.99	7.93	Average
4	0.3934	9.64	9.92	24.50	44.06	57.99	13.93	QP
5	1.1907	9.76	9.94	12.79	32.49	46.00	13.51	Average
6	1.1907	9.76	9.94	18.69	38.39	56.00	17.61	QP
7	1.4796	9.78	9.95	12.24	31.97	46.00	14.03	Average
8	1.4796	9.78	9.95	19.20	38.93	56.00	17.07	QP
9	1.8192	9.80	9.95	11.66	31.41	46.00	14.59	Average
10	1.8192	9.80	9.95	18.61	38.36	56.00	17.64	QP
11	5.6532	9.93	10.01	9.54	29.48	50.00	20.52	Average
12	5.6532	9.93	10.01	15.57	35.51	60.00	24.49	QP

Remarks: 1. Emission Level= LISN Factor + Cable Loss + Reading.  
 2. Margin=Limit - Emission Level.  
 3. If the average limit is met when using a quasi-peak detector, the EUT shall be deemed to meet both limits and measurement with average detector is unnecessary.

## 5. ANTENNA REQUIREMENTS

### 5.1. Limit

An intentional radiator shall be designed to ensure that no antenna other than that furnished by the responsible party shall be used with the device. The use of a permanently attached antenna or of an antenna that uses a unique coupling to the intentional radiator shall be considered sufficient to comply with the provisions of this section. The manufacturer may design the unit so that a broken antenna can be replaced by the user, but the use of a standard antenna jack or electrical connector is prohibited. This requirement does not apply to carrier current devices or to devices operated under the provisions of §§15.211, 15.213, 15.217, 15.219, 15.221, or §15.236. Further, this requirement does not apply to intentional radiators that must be professionally installed, such as perimeter protection systems and some field disturbance sensors, or to other intentional radiators which, in accordance with §15.31(d), must be measured at the installation site. However, the installer shall be responsible for ensuring that the proper antenna is employed so that the limits in this part are not exceeded.

### 5.2. Test Result

The antennas used for this product is coil antenna ,so compliance with antenna requirements.  
( Please refer to the EUT photo for details)

**End of Test Report**