




**Photograph 1. Conducted Emissions, 15.207(a), Test Setup**




**Photograph 2. Frequency Tolerance, Test Setup**



**Photograph 3. Frequency Tolerance, Inside the Thermal Chamber with the Unit**



**Photograph 4. Radiated Spurious Emissions, Test Setup, Below 30 MHz - 1 GHz**



**Photograph 5. Radiated Spurious Emissions, Test Setup, Above 1 GHz - 18 GHz**



**Photograph 6. Radiated Spurious Emissions, Test Setup, Above 18-40GHz**



**Photograph 7. Radiated Spurious Emissions, Test Setup, Above 40 GHz**