








		DATA	2007.10.22.	REV.	IR
MODEL	PTID6500-T	TYPE	BLUETOOTH	PAGE	1/16

				
	10/22	/	10/22	
				
	10/22	/	10/22	10/22

ace antenna **A**

		DATA	2007.10.22.	REV.	IR
MODEL	PTID6500-T	TYPE	BLUETOOTH	PAGE	2/16

- -

1. LIST

2.

3.

3.1

3.2

4.

4.1

5.

5.1

5.2

5.3

6.

6.1

6.2 REEL

6.3 REFLOW PROFILE

6.4 MARKING

6.5

		DATA	2007.10.22.	REV.	IR
MODEL	PTID6500-T	TYPE	BLUETOOTH	PAGE	3/16

1. LIST

LIST					
NO					REV
1	2007-10-22	-	-		IR
2					
3					
4					
5					
6					
7					
8					
9					
10					
11					
12					
13					
14					
15					
16					
17					
18					

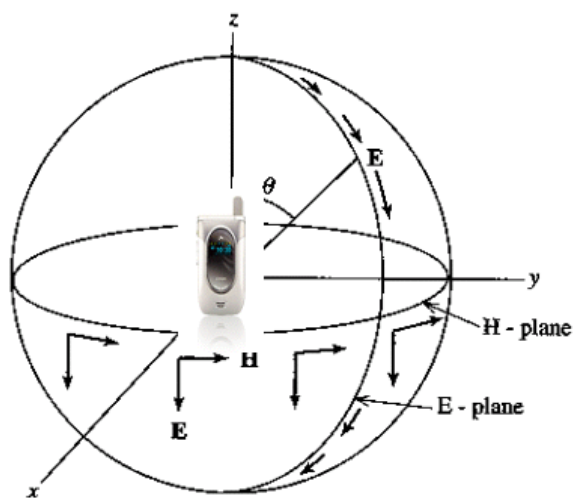
		DATA	2007.10.22.	REV.	IR
MODEL	PTID6500-T	TYPE	BLUETOOTH	PAGE	4/16

2.

1. (Frequency Range)

SYSTEM	
Bluetooth	2400 ~ 2484MHz

2. Radiation pattern



- E1-plane(Vertical) : y-z plane
- E2-plane(Vertical) : x-z plane
- H-plane(Horizontal) : x-y plane

3. dBi : dB(Decibel) + I(Isotropic Source)

4. (SWR : Standing Wave Ratio)

5. $W[\text{Watt}] = V[\text{Volt}] \cdot I[\text{Ampere}]$

		DATA	2007.10.22.	REV.	IR
MODEL	PTID6500-T	TYPE	BLUETOOTH	PAGE	5/16

3.

3.1

	50Ω
	100 mWatts

3.2

	SMD
	-30 ~ +80
	0.2g

		DATA	2007.10.22.	REV.	IR
MODEL	PTID6500-T	TYPE	BLUETOOTH	PAGE	6/16

4.

4.1

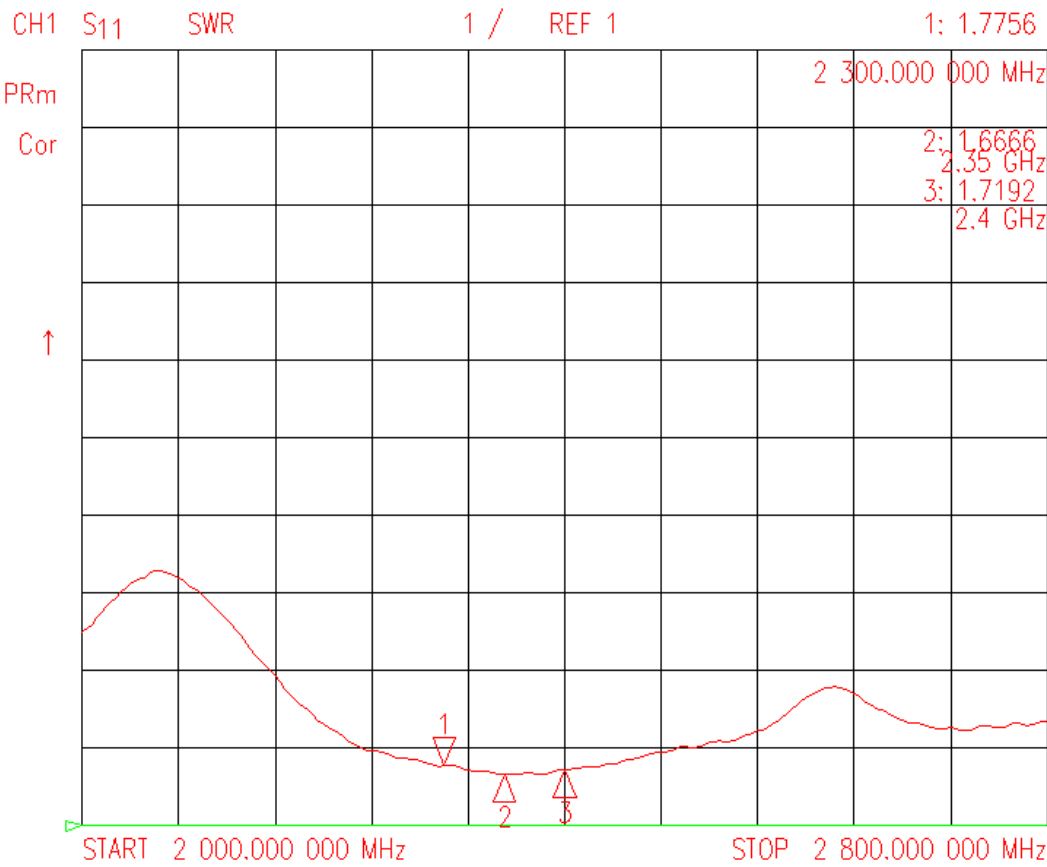
- 가 .
- Network Analyzer.
- Spectrum Analyzer.
- Bluetooth 가 .
- , 가 .
- .

		DATA	2007.10.22.	REV.	IR
MODEL	PTID6500-T	TYPE	BLUETOOTH	PAGE	7/16

5.

5.1.1 JIG (Maximum)

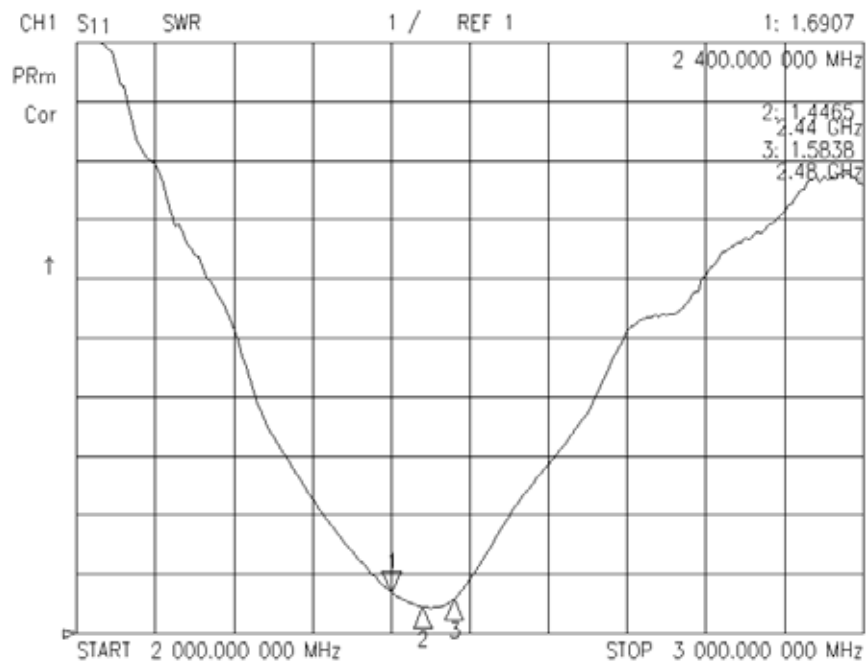
Band	Bluetooth		
	2300 MHz	2350 MHz	2400 MHz
VSWR	2.8:1	2.7:1	2.8:1



		DATA	2007.10.22.	REV.	IR
MODEL	PTID6500-T	TYPE	BLUETOOTH	PAGE	8/16

5.1.2 Set (Maximum)

Band	Bluetooth		
	2400 MHz	2442 MHz	2484 MHz
VSWR	2.7:1	2.5:1	2.5:1



		DATA	2007.10.22.	REV.	IR
MODEL	PTID6500-T	TYPE	BLUETOOTH	PAGE	9/16

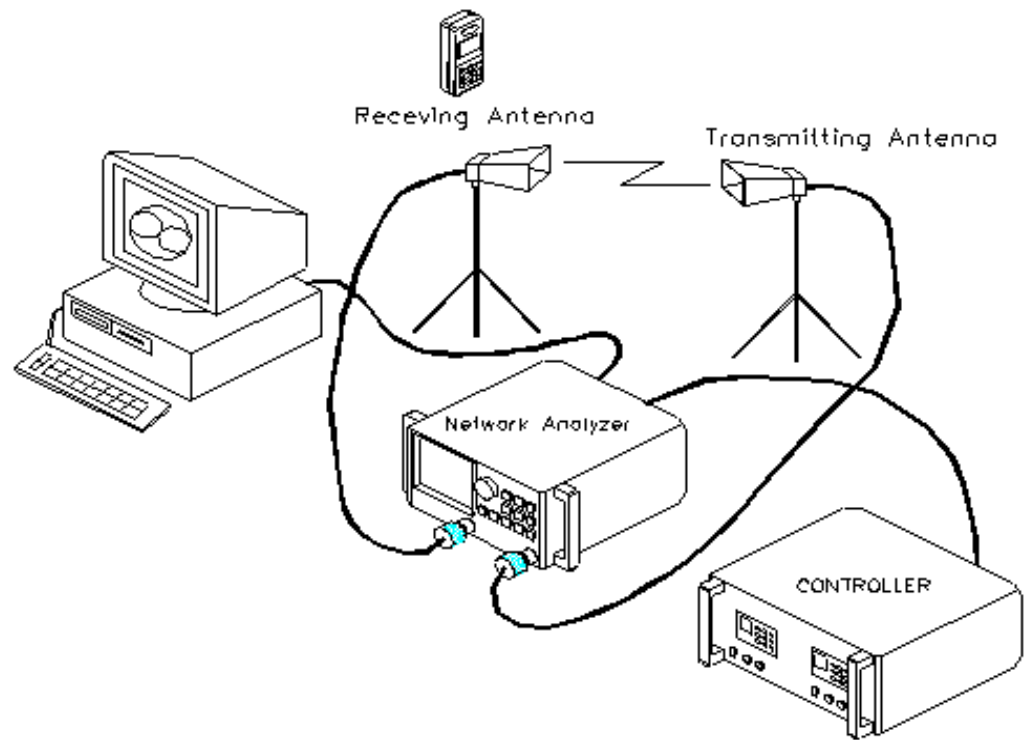
5.2

H-PLANE

5.3 (Peak Gain, Minimum)

[dBi]

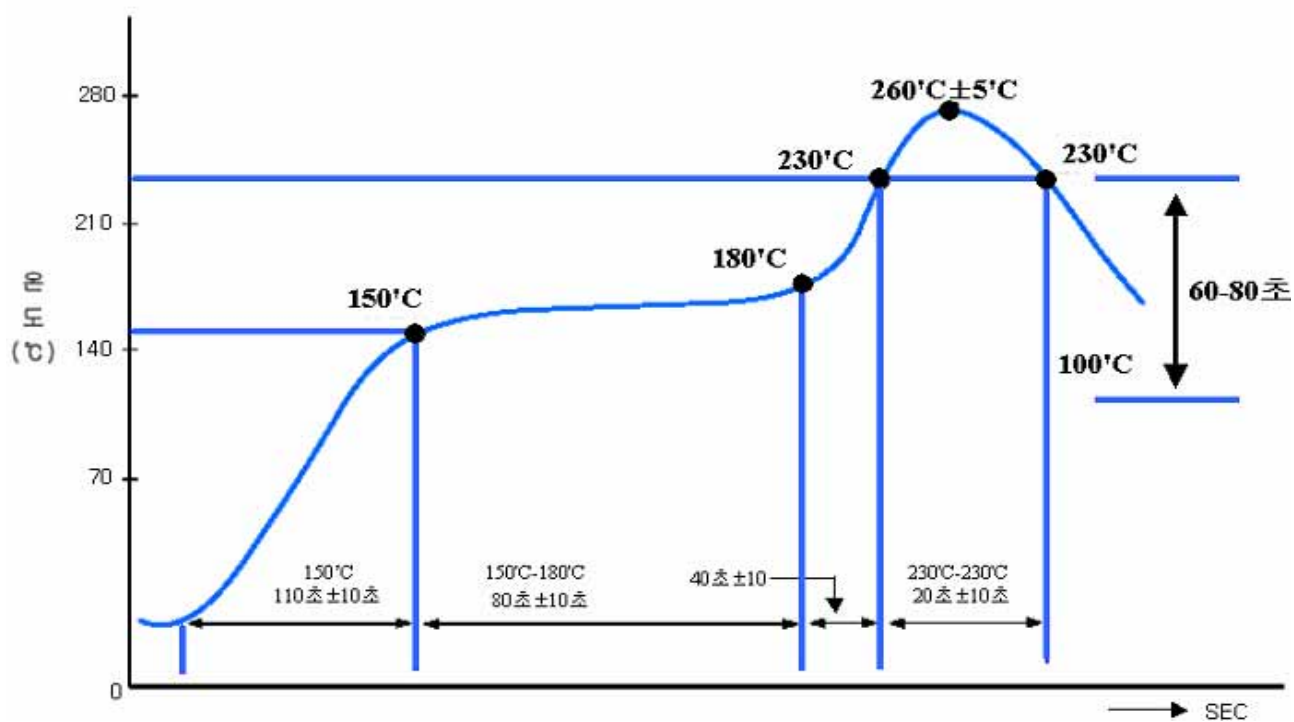
(Frequency Range)		Bluetooth		
		2400 MHz	2442 MHz	2484 MHz
(GAIN)	E	-11.5dBi	-10.3dBi	-13.2dBi
	H	-10.0dBi	-9.8dBi	-11.7dBi



		DATA	2007.10.22.	REV.	IR
MODEL	PTID6500-T	TYPE	BLUETOOTH	PAGE	12/16

6.3 REFLOW PROFILE

SOLDER PASTE : Sn-3Ag-0.5Cu



		DATA	2007.10.22.	REV.	IR
MODEL	PTID6500-T	TYPE	BLUETOOTH	PAGE	13/16

6.4 MARKING


<u>A</u>	<u>1022</u>	<u>L</u>	<u>1</u>
(1)	(2)	(3)	(4)



(1) : ACE ANTENNA

(2) : 10 22

(3) REEL :

	R	
	L	

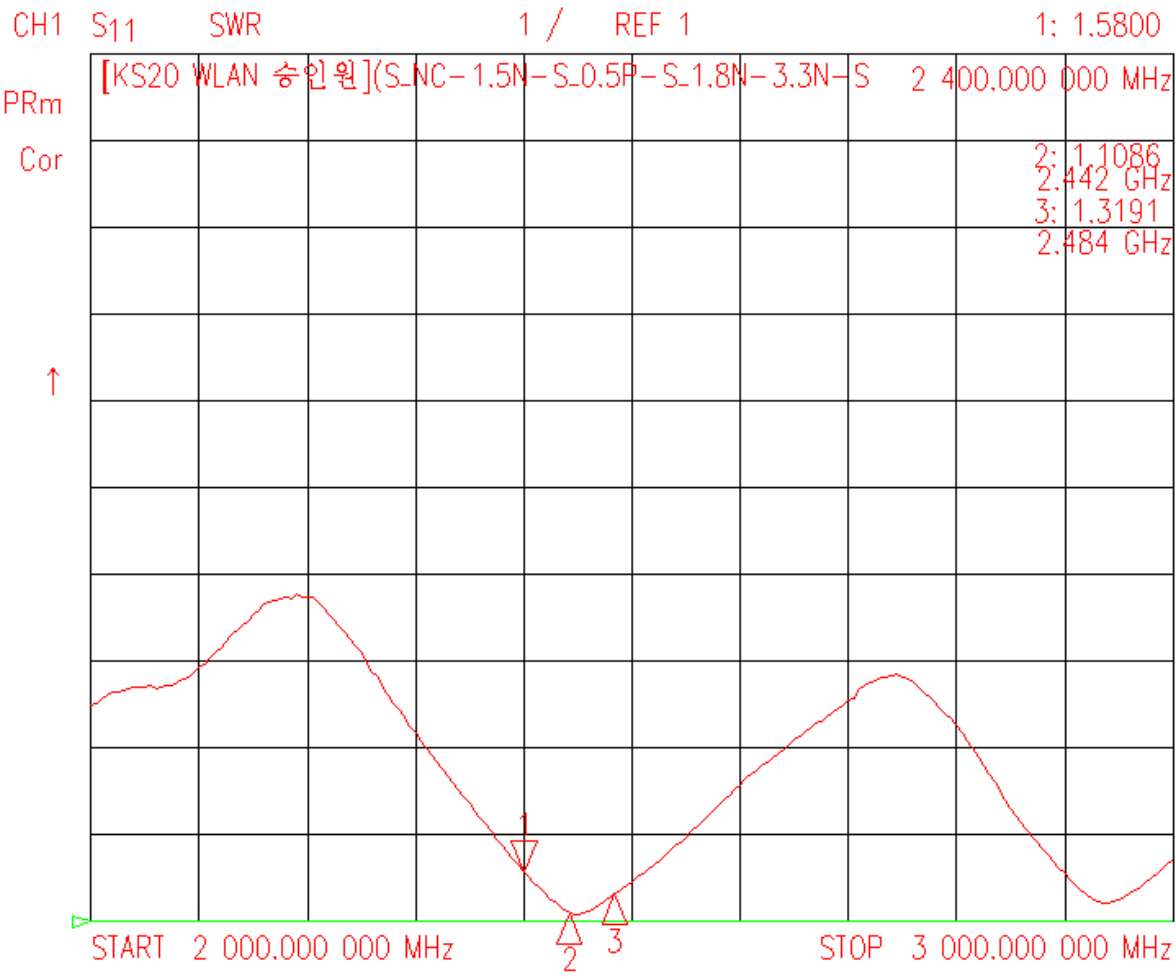
(4) :

16.5mm	1
15.5mm	2
14.5mm	3
13.5mm	4

		DATA	2007.10.22.	REV.	IR
MODEL	PTID6500-T	TYPE	BLUETOOTH	PAGE	14/16

6.5 (PV #1 Set)

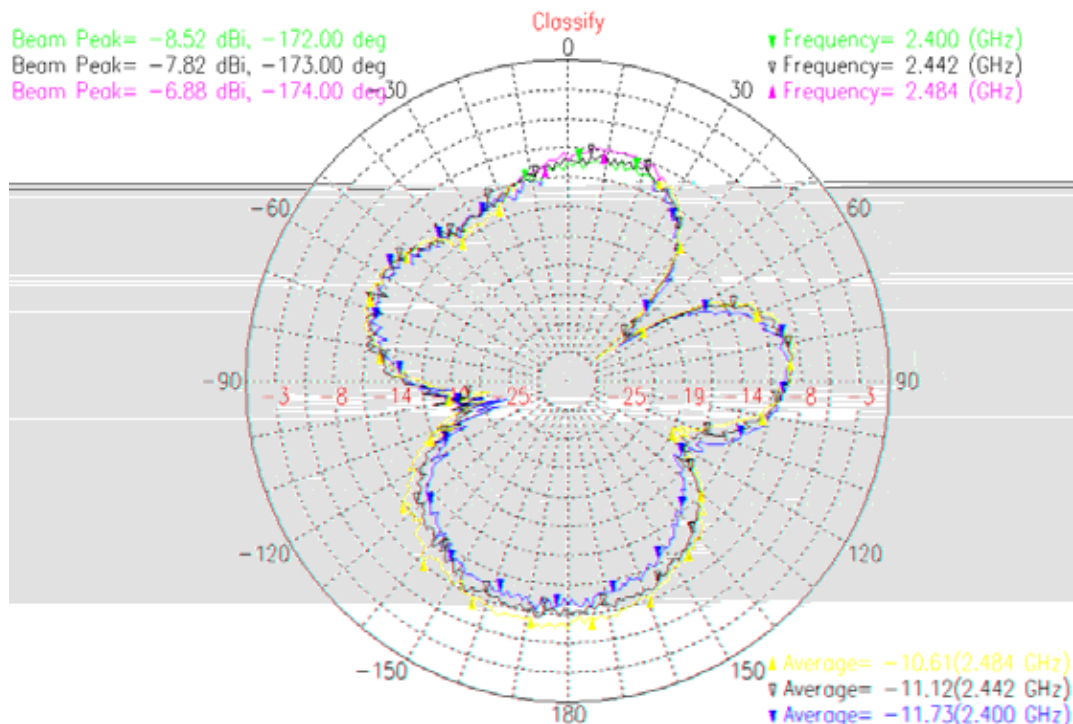
- VSWR



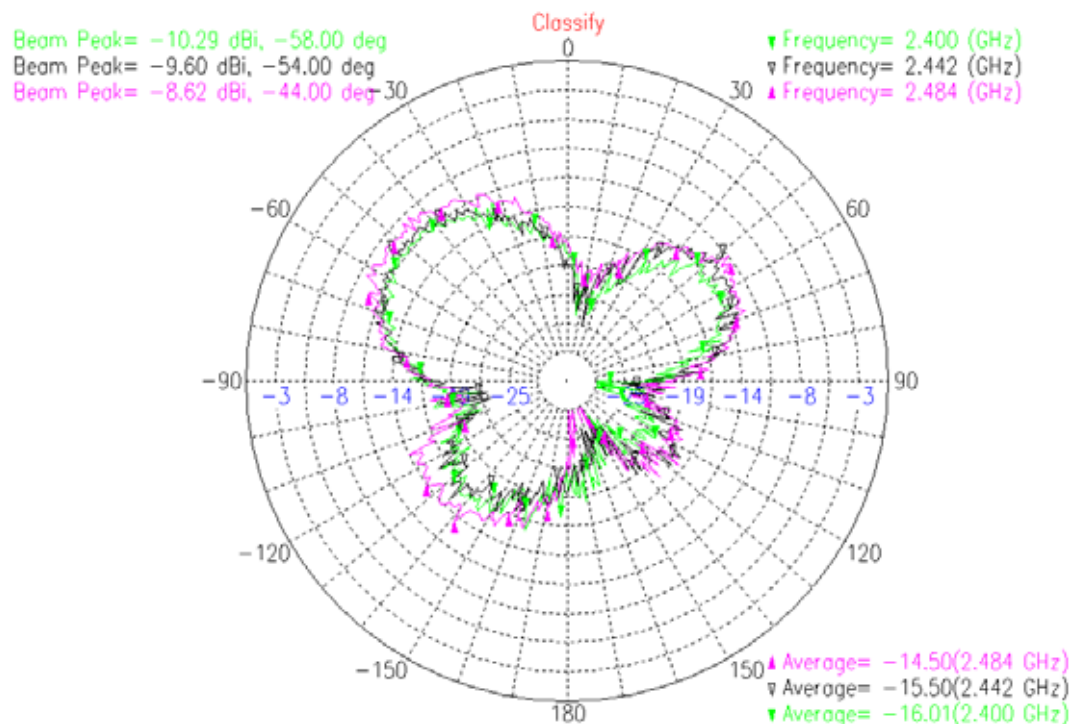
		DATA	2007.10.22.	REV.	IR
MODEL	PTID6500-T	TYPE	BLUETOOTH	PAGE	15/16

(RADIATION PATTERN)

E1-PLANE



E2-PLANE



		DATA	2007.10.22.	REV.	IR
MODEL	PTID6500-T	TYPE	BLUETOOTH	PAGE	16/16

