
	User Manual	Pub. Date	2014.03.20
		Rev. Date	2014.03.20
		Rev. No	0.0

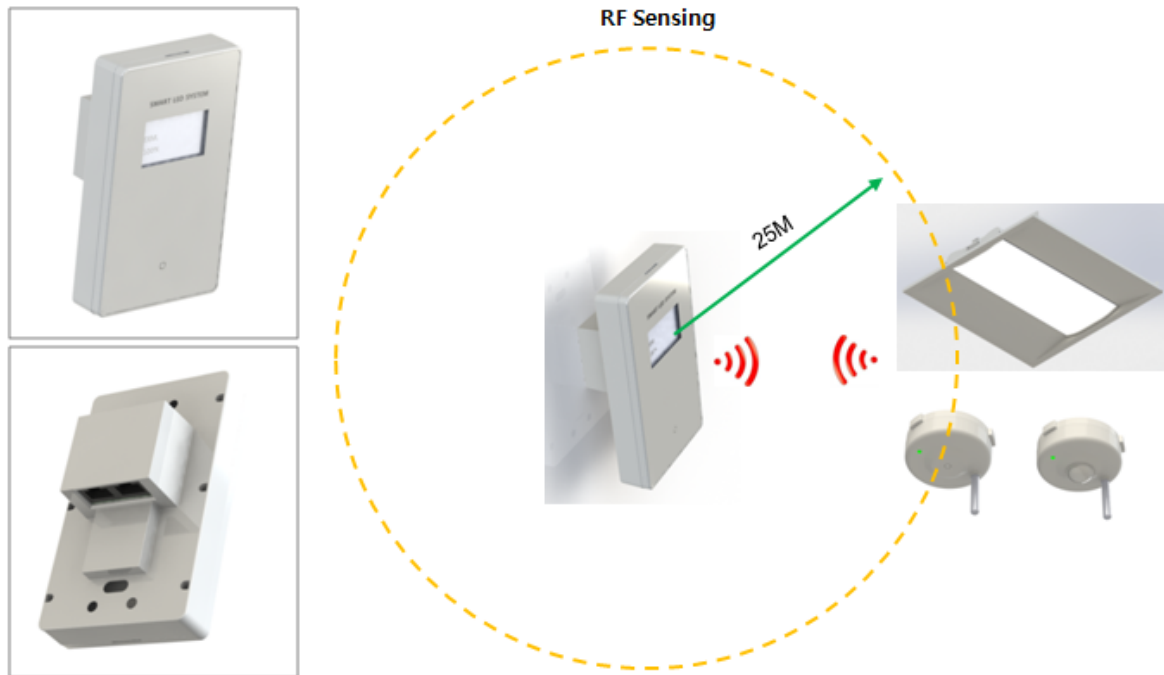
USER MANUAL

Product	Wall Controller
Model Name	WCRF-SKUS
Manufacture	Samjin LND
Ver.	V0.0

	User Manual	Pub. Date	2014.03.20
		Rev. Date	2014.03.20
		Rev. No	0.0


1.Specification

Description	Material / Finish / Data
Model No.	WCRF-SKUS
Encloser	Polycarbonate, White
Size / Weight	75.6x 125.6 / 0.145Kg
RF Sensing	Lamp(Luminaire) & Sensor / Radius 25M
Network Method	RF 900MHz
Operating Temp(°C)	-10(min) ~25(typical)~45(max)
Operating Humidity(°C)	-10(min) ~90(max)



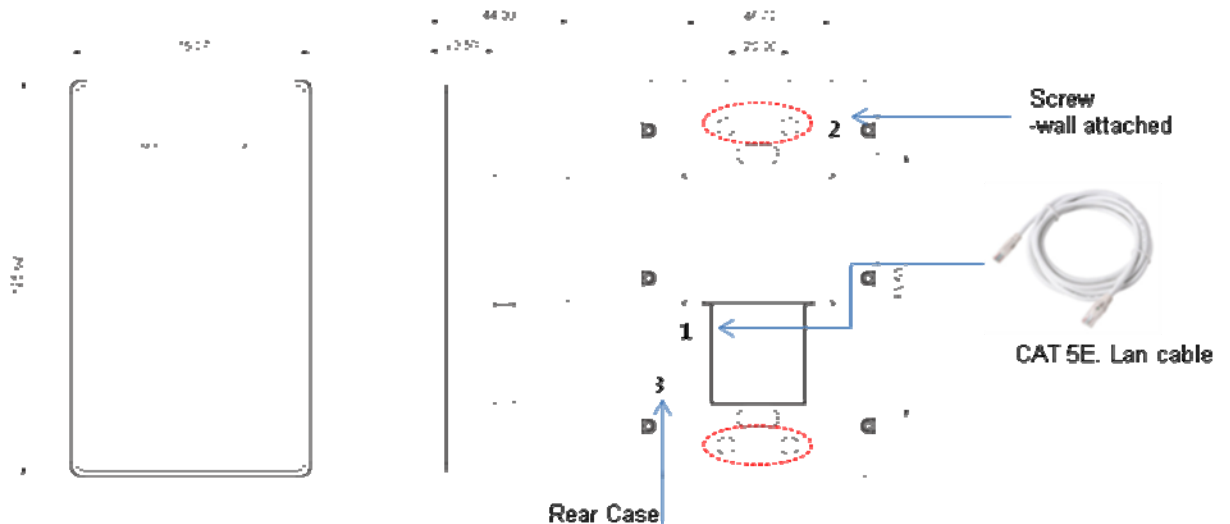
2.Operation

- 1) Controls sensors, dimming level (0-100%) and correlated color temperature (2,700K - 6,500K)
- 2) Group control is possible by group settings of luminaires.
- 3) Sensor Controll(Occupancy & Daylight Sensor)


	User Manual	Pub. Date	2014.03.20
		Rev. Date	2014.03.20
		Rev. No	0.0

3.Installation

- 1) Contents : Wall Controller body, Rear Case for wall mount, fixing screw 4ea



No	Description	Detail(Function)
1	RJ 45 Connector for power supply	Power supplied from luminaire (CAT5e LAN Cable) Daisy Chain support(CAT5e LAN Cable)
2	Screw	Fixing Screw(×4) for Rear Case
3	Rear Case	Rear Case for wall mount

	User Manual	Pub. Date	2014.03.20
		Rev. Date	2014.03.20
		Rev. No	0.0

Federal Communication Commission Interference Statement

This equipment has been tested and found to comply with the limits for a Class B digital device, pursuant to Part 15 of the FCC Rules. These limits are designed to provide reasonable protection against harmful interference in a residential installation. This equipment generates, uses and can radiate radio frequency energy and, if not installed and used in accordance with the instructions may cause harmful interference to radio communications. However, there is no guarantee that interference will not occur in a particular installation. If this equipment does cause harmful interference to radio or television reception, which can be determined by turning the equipment off and on, the user is encouraged to try to correct the interference by one or more of the following measures:

- Reorient or relocate the receiving antenna.
- Increase the separation between the equipment and receiver.
- Connect the equipment into an outlet on a circuit different from that to which the receiver is connected.
- Consult the dealer or an experienced radio/TV technician for help.

FCC Warning:

This device complies with Part 15 of the FCC Rules. Operation is subject to the following two conditions:

- (1) this device may not cause harmful interference,
- (2) this device must accept any interference received, including interference that may cause undesired operation.

FCC Caution:

Any changes or modifications not expressly approved by the party responsible for compliance could void the user's authority to operate this equipment. Information to user: The user manual or instruction manual for an intentional or unintentional radiator shall caution the user that changes or modifications not expressly approved by the party responsible for compliance could void the user's authority to operate the equipment.

FCC Radiation Exposure Statement:

This equipment complies with FCC radiation exposure limits set forth for an uncontrolled environment. End users must follow the specific operating instructions for satisfying RF exposure compliance. This transmitter must not be co-located or operating in conjunction with any other antenna or transmitter.