
EXHIBIT B - TEST SETUP PHOTOGRAPHS

AC Lines Conducted Emission-Front View*

**Unit open due to inability to measure with cover in place*




AC Lines Conducted Emission-Rear View*



Receiver Radiated Emissions – Front View




Radiated Receiver Radiated Emissions – Rear View




Transmitter Radiated Emission with 4.5 dBi Antenna – Front View



Transmitter Radiated Emission with 4.5 dBi Antenna – Rear View



Transmitter Radiated Emission with 2.3 dBi Antenna – Front View



Transmitter Radiated Emission with 2.3 dBi Antenna – Rear View

