


PHOTOGRAPHS OF EUT CONFIGURATION FOR RADIATED EMISSIONS MEASUREMENT

Photograph present configuration with maximum emission




- Front view (X axis) 1 -



- Rear view (X axis) 1 -

PHOTOGRAPHS OF EUT CONFIGURATION FOR RADIATED EMISSIONS MEASUREMENT

Photograph present configuration with maximum emission




- Front view (X axis) 2 -



- Rear view (X axis) 2 -

PHOTOGRAPHS OF EUT CONFIGURATION FOR RADIATED EMISSIONS MEASUREMENT

Photograph present configuration with maximum emission




- Front view (Y axis) 1 -



- Rear view (Y axis) 1 -

PHOTOGRAPHS OF EUT CONFIGURATION FOR RADIATED EMISSIONS MEASUREMENT

Photograph present configuration with maximum emission




- Front view (Y axis) 2 -



- Rear view (Y axis) 2 -

PHOTOGRAPHS OF EUT CONFIGURATION FOR RADIATED EMISSIONS MEASUREMENT

Photograph present configuration with maximum emission




- Front view (Z axis) 1 -



- Rear view (Z axis) 1 -

PHOTOGRAPHS OF EUT CONFIGURATION FOR RADIATED EMISSIONS MEASUREMENT

Photograph present configuration with maximum emission



- Front view (Z axis) 2 -



- Rear view (Z axis) 2 -