

Auluxe 



Auluxe 

BP5010  
X6  
**Portable  
Bluetooth Speaker**

This manual may not be reproduced, distributed, modified or posted to websites without the express written permission of Auluxe Corporation.

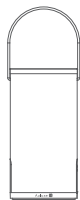


Designed and Engineered by Auluxe Corporation.  
© 2014 Auluxe Corporation. All Rights Reserved. Printed in China.

使用說明書 / 使用说明书 / 取扱説明書  
Instruction Manual / Benutzerhandbuch

## WHAT'S IN THE BOX

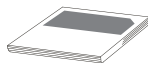
## Features



①



②



③

- ① X6 Speaker x1
- ② Mirco USB Cable x1
- ③ Instruction Manual x1  
warranty card x1

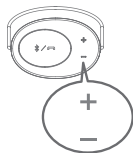
## Specification

Battery Type	3.7V 850mAh
System Type	1.0 Channels
Rated output	Total 3 Watts
Frequency	70Hz -20KHz
Temperature	0 - 45° C
Net weight	580 g
Dimensions (WxHxD)	96 x 180 x 65 mm

## Features



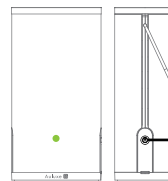
Volume



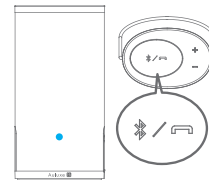
Press this button to increase or decrease volume while playing music or in Hands-Free mode.



Power Switch



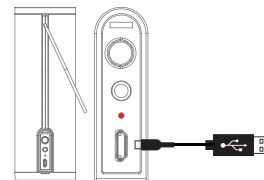
Press this button to switch ON the X6. Press again to power off. System will power off after 10mins when no signal inputs.

Bluetooth/  
Handsfree

Press and hold the power button for 3secs to activate Bluetooth Pairing mode, and meantime the blue light is flashing. The user then activates the X6 device of the cell phone for pairing with a Bluetooth device. The X6 is connected successfully when blue light turns steady.



Charging



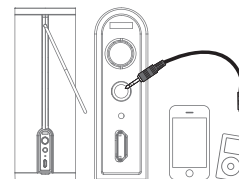
To Charge X6, connect X6 with computer through a Mirco USB cable. The Power LED will flash red light when charging and turn solid light after full charging.

Battery life is rated at 4~6 hours of use.

\*Please note "Actual battery life may vary with use".



Aux In



Connect an external audio device such as Mobile Phone through a 3.5mm cable to play music.