



**HCT Co., Ltd.**

74, Seoicheon-ro 578beon-gil, Majang-myeon, Icheon-si, Gyeonggi-do, 17383 KOREA  
Tel. +82 31 634 6300 Fax. +82 31 645 6401

<h1>Appendix A: Test Setup Photo</h1>	<p>FCC ID TQ8-ICR010</p> <p>File No. HCT-RF-2301-FC089-P</p>
---	--


**REVISION HISTORY**


The revision history for this document is shown in table.

Revision No.	Date of Issue	Description
0	February 03, 2023	Initial Release


**1. Radiated Test Setup Photo(Antenna Mast : above 1 GHz)**


[1 GHz – 18 GHz]






[18 GHz – 40 GHz]









[40 GHz – 60 GHz]







[60 GHz – 90 GHz]









[90 GHz – 140 GHz]







[140 GHz – 200 GHz]









**2. Radiated Test Setup Photo(Antenna Mast : below 1 GHz)**






### 3. Radiated Test Setup Photo(Loop Antenna)







End of report