



## Antenna Information

Item	Contents
Antenna Type	PCB Pattern Antenna
Antenna peak gain	433.92 MHz: -11.45 dB i Tx: 6 489.6 MHz: 2.45 dB i
Manufacturer / Model name	Hyundai Mobis Co., Ltd. / -
Address of manufacturer	203, Teheran-ro, Gangnam-gu, Seoul, South Korea, 135-977
433.92 MHz Antenna Length	3.5 cm
433.92 MHz Antenna Width	2.0 cm
UWB Antenna Length	0.5 cm
UWB Antenna Width	0.5 cm





No.	Freq.	PwrSur					H( $\theta=90$ )				E1( $\phi=0$ )				E2( $\phi=90$ )			
		Eff.[%]	Avg.[dBi]	Peak[dBi]	$\theta$ [deg]	$\phi$ [deg]	Avg.[dBi]	Peak[dBi]	$\phi$ [deg]	BW[deg]	Avg.[dBi]	Peak[dBi]	$\theta$ [deg]	BW[deg]	Avg.[dBi]	Peak[dBi]	$\theta$ [deg]	BW[deg]
1	432.920	2.44	-16.12	-11.46	75.00	170.00	-13.33	-12.28	175.00	999.00	-16.59	-11.50	-75.00	53.76	-17.34	-13.06	80.00	66.43
2	433.920	2.42	-16.16	-11.48	75.00	165.00	-13.35	-12.27	180.00	999.00	-16.62	-11.50	-75.00	53.50	-17.37	-13.08	80.00	65.55
3	434.920	2.42	-16.17	-11.45	75.00	175.00	-13.36	-12.23	170.00	999.00	-16.63	-11.47	-75.00	53.07	-17.40	-13.09	80.00	64.99

Plot Data

Polarization :

Powr-Sum

Frequency :

- 432.920 [MHz]
- 433.920
- 434.920

Graph Option

Style

Polar  Rectangular

Zoom

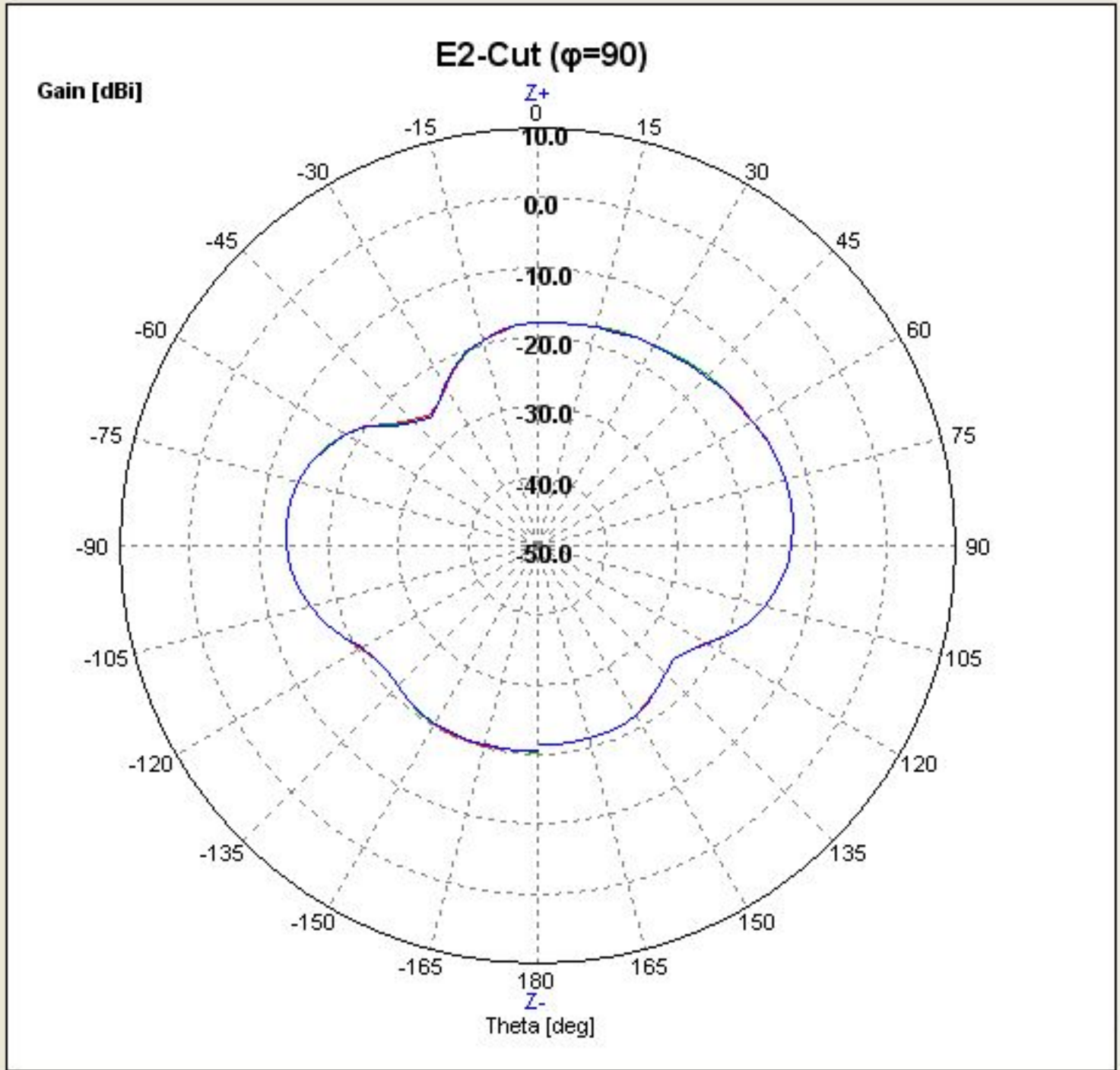
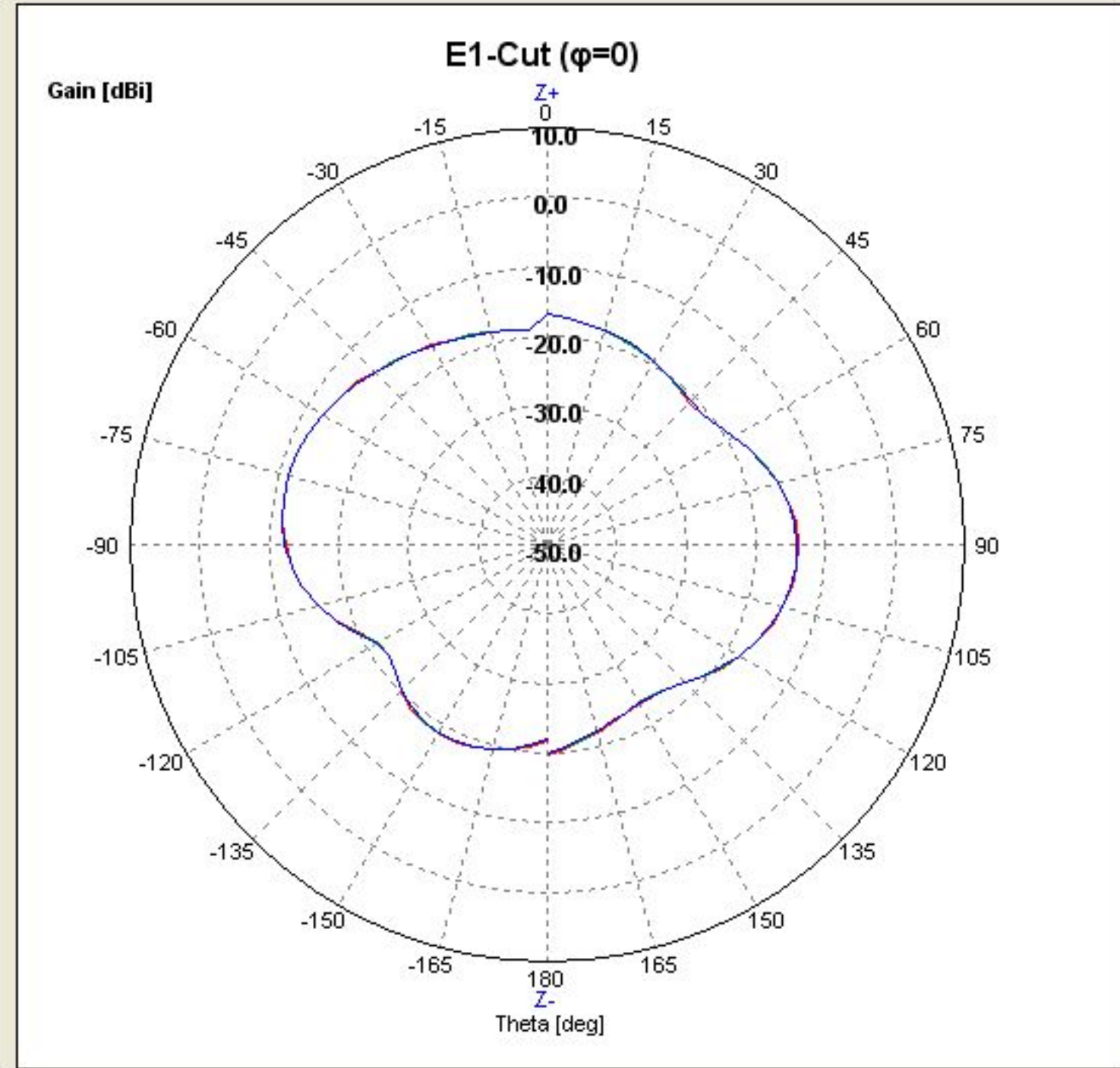
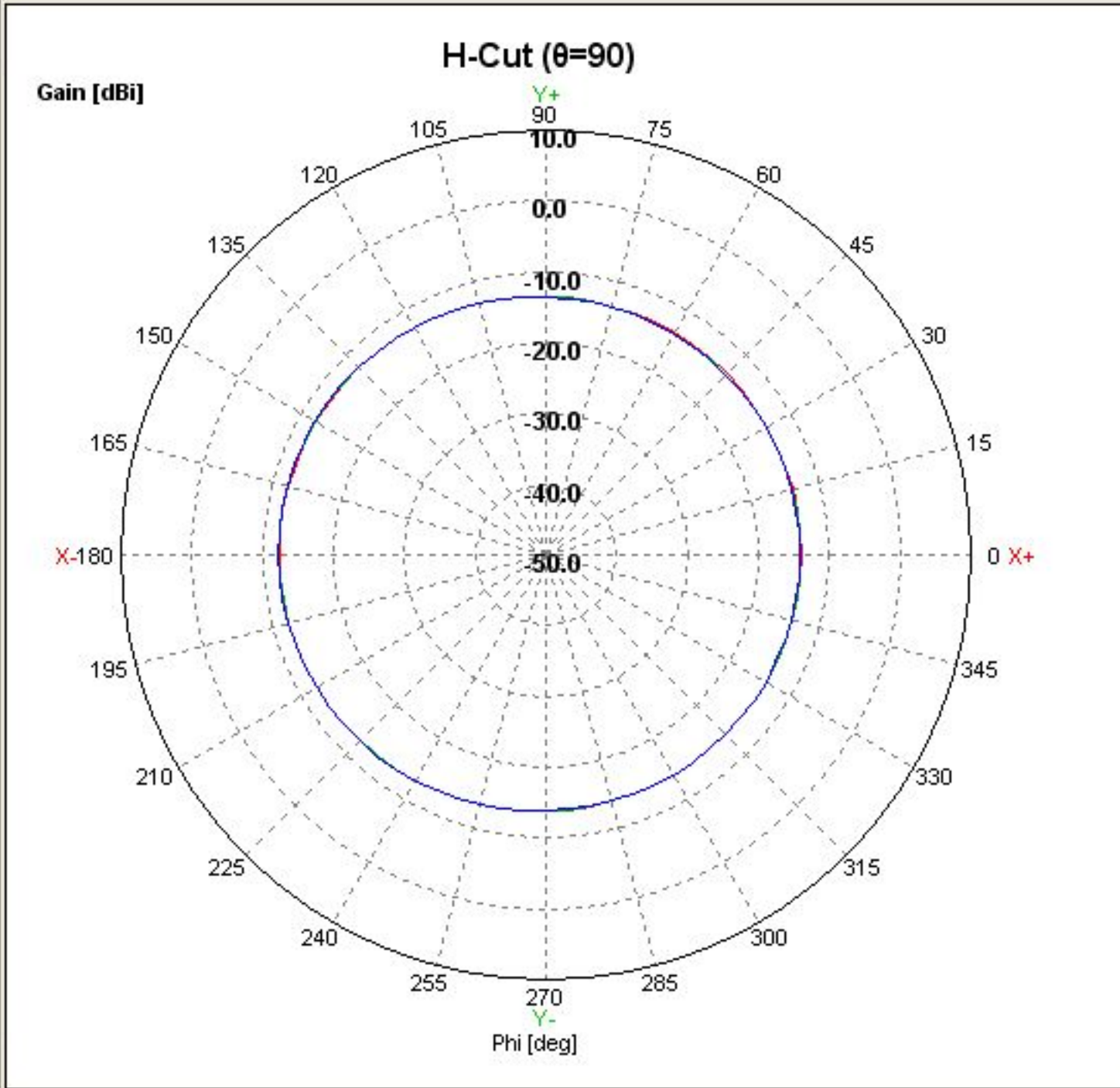
H-Cut E1-Cut E2-Cut

Scale

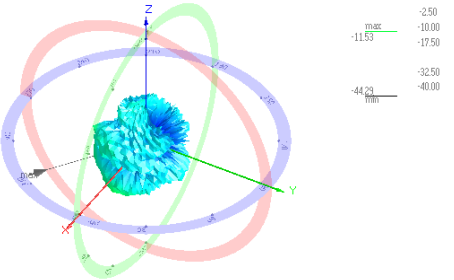
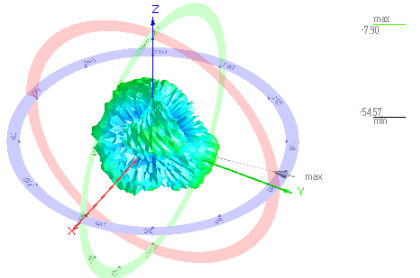
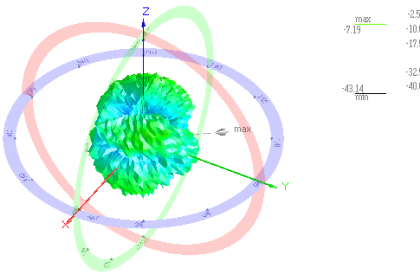
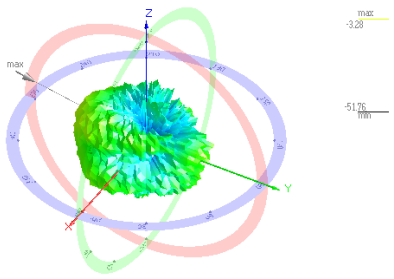
Max : 10

Min : -50

Apply



No.	Freq.[GHz]		Eff.[%]	Avg.[dBi]	Peak[dBi]	
1	0.8		0.04	-33.87	-26.39	<p>0.800GHz</p>
2	1.6		0.21	-26.71	-20.66	<p>1.600GHz</p>
3	2.15		1.33	-18.76	-12.46	<p>2.150GHz</p>
4	2.7		0.41	-23.92	-15.21	<p>2.700GHz</p>

No.	Freq.[GHz]		Eff.[%]	Avg.[dBi]	Peak[dBi]	
5	3.22		1.98	-17.03	-10.81	<p>3.220GHz</p> 
6	3.735		4.15	-13.82	-7.16	<p>3.735GHz</p>  <p>Hyundai M</p>
7	4.27		7.11	-11.48	-6.22	<p>4.270GHz</p> 
8	4.8		12.07	-9.18	-1.72	<p>4.800GHz</p> 

No.	Freq.[GHz]		Eff.[%]	Avg.[dBi]	Peak[dBi]	
9	5.4		11.41	-9.43	-2.66	<p>5.400GHz</p>
10	6		19.29	-7.15	-0.24	<p>6.000GHz</p>
11	6.5		29.15	-5.35	2.45	<p>6.500GHz</p>

No.	Freq.[GHz]	Peak[dBi]																					
12	8.1GHz	-0.05	<table border="1"> <thead> <tr> <th>Side Lobes</th> <th>No.</th> <th>Ampl</th> <th>Deg</th> </tr> </thead> <tbody> <tr> <td>1L</td> <td>-0.02</td> <td>131.00</td> <td></td> </tr> <tr> <td>2L</td> <td>-4.51</td> <td>120.00</td> <td></td> </tr> <tr> <td>1R</td> <td>-2.91</td> <td>138.00</td> <td></td> </tr> <tr> <td>2R</td> <td>-1.18</td> <td>144.00</td> <td></td> </tr> </tbody> </table>	Side Lobes	No.	Ampl	Deg	1L	-0.02	131.00		2L	-4.51	120.00		1R	-2.91	138.00		2R	-1.18	144.00	
Side Lobes	No.	Ampl	Deg																				
1L	-0.02	131.00																					
2L	-4.51	120.00																					
1R	-2.91	138.00																					
2R	-1.18	144.00																					
13	8.2GHz	1.41	<table border="1"> <thead> <tr> <th>Side Lobes</th> <th>No.</th> <th>Ampl</th> <th>Deg</th> </tr> </thead> <tbody> <tr> <td>1L</td> <td>-0.05</td> <td>131.00</td> <td></td> </tr> <tr> <td>2L</td> <td>-4.51</td> <td>120.00</td> <td></td> </tr> <tr> <td>1R</td> <td>-2.91</td> <td>138.00</td> <td></td> </tr> <tr> <td>2R</td> <td>-1.18</td> <td>144.00</td> <td></td> </tr> </tbody> </table>	Side Lobes	No.	Ampl	Deg	1L	-0.05	131.00		2L	-4.51	120.00		1R	-2.91	138.00		2R	-1.18	144.00	
Side Lobes	No.	Ampl	Deg																				
1L	-0.05	131.00																					
2L	-4.51	120.00																					
1R	-2.91	138.00																					
2R	-1.18	144.00																					
14	8.3GHz	3.12	<table border="1"> <thead> <tr> <th>Side Lobes</th> <th>No.</th> <th>Ampl</th> <th>Deg</th> </tr> </thead> <tbody> <tr> <td>1L</td> <td>-5.66</td> <td>121.00</td> <td></td> </tr> <tr> <td>2L</td> <td>-9.53</td> <td>112.00</td> <td></td> </tr> <tr> <td>1R</td> <td>-2.07</td> <td>143.00</td> <td></td> </tr> <tr> <td>2R</td> <td>-2.70</td> <td>149.00</td> <td></td> </tr> </tbody> </table>	Side Lobes	No.	Ampl	Deg	1L	-5.66	121.00		2L	-9.53	112.00		1R	-2.07	143.00		2R	-2.70	149.00	
Side Lobes	No.	Ampl	Deg																				
1L	-5.66	121.00																					
2L	-9.53	112.00																					
1R	-2.07	143.00																					
2R	-2.70	149.00																					
15	8.4GHz	4.02	<table border="1"> <thead> <tr> <th>Side Lobes</th> <th>No.</th> <th>Ampl</th> <th>Deg</th> </tr> </thead> <tbody> <tr> <td>1L</td> <td>-5.66</td> <td>121.00</td> <td></td> </tr> <tr> <td>2L</td> <td>-9.53</td> <td>112.00</td> <td></td> </tr> <tr> <td>1R</td> <td>-2.07</td> <td>143.00</td> <td></td> </tr> <tr> <td>2R</td> <td>-2.70</td> <td>149.00</td> <td></td> </tr> </tbody> </table>	Side Lobes	No.	Ampl	Deg	1L	-5.66	121.00		2L	-9.53	112.00		1R	-2.07	143.00		2R	-2.70	149.00	
Side Lobes	No.	Ampl	Deg																				
1L	-5.66	121.00																					
2L	-9.53	112.00																					
1R	-2.07	143.00																					
2R	-2.70	149.00																					
16	8.5GHz	3.79	<table border="1"> <thead> <tr> <th>Side Lobes</th> <th>No.</th> <th>Ampl</th> <th>Deg</th> </tr> </thead> <tbody> <tr> <td>1L</td> <td>-5.66</td> <td>121.00</td> <td></td> </tr> <tr> <td>2L</td> <td>-9.53</td> <td>112.00</td> <td></td> </tr> <tr> <td>1R</td> <td>-2.07</td> <td>143.00</td> <td></td> </tr> <tr> <td>2R</td> <td>-2.70</td> <td>149.00</td> <td></td> </tr> </tbody> </table>	Side Lobes	No.	Ampl	Deg	1L	-5.66	121.00		2L	-9.53	112.00		1R	-2.07	143.00		2R	-2.70	149.00	
Side Lobes	No.	Ampl	Deg																				
1L	-5.66	121.00																					
2L	-9.53	112.00																					
1R	-2.07	143.00																					
2R	-2.70	149.00																					

