


SGS

Test setup photos of EUT

1. Orthogonal planes of EUT

- The testing was set in the below orthogonal planes and measured.

X-axis





Y-axis





2. Photos of Radiated Spurious Emission Test (Below 1 GHz)



3. Photo of Radiated Spurious Emission Test (Above 1 GHz)

